



OKLAHOMA HORSE RACING COMMISSION AUDIT REPORT OF GAMING OPERATIONS WILL ROGERS DOWNS AND REMINGTON PARK

Contract Audit

June 2020

Cindy Byrd, CPA
State Auditor & Inspector

**OKLAHOMA HORSE RACING COMMISSION
AUDIT REPORT OF GAMING OPERATIONS
WILL ROGERS DOWNS AND REMINGTON PARK
JUNE 2020**

This publication, issued by the Oklahoma State Auditor and Inspector's Office as authorized by 74 O.S. § 212, has not been printed, but is available on the agency's website (www.sai.ok.gov) and in the Oklahoma Department of Libraries Publications Clearinghouse Digital Collection (<http://digitalprairie.ok.gov/cdm/search/collection/audits/>) pursuant to 65 O.S. § 3-114.

July 13, 2020

**TO THE MEMBERS OF THE OKLAHOMA
HORSE RACING COMMISSION**

Transmitted herewith is the Audit Report of Gaming Operations for Will Rogers Downs and Remington Park for the month of June 2020. The report is the result of our monitoring and data accumulation in accordance with the State Auditor and Inspector's contract with the Oklahoma Horse Racing Commission (OHRC) and Title 3A of the Oklahoma Statutes for Gaming.

The goal of the State Auditor and Inspector is to promote accountability and fiscal integrity in state and local government. Maintaining our independence as we provide this service to the taxpayers of Oklahoma is of utmost importance.

We wish to take this opportunity to express our appreciation for the assistance and cooperation extended to our Office during our engagement.

Sincerely,



CINDY BYRD, CPA
OKLAHOMA STATE AUDITOR & INSPECTOR



**OKLAHOMA HORSE RACING COMMISSION
Audit Report of Gaming Operations
Will Rogers Downs and Remington Park
For the Month of June 2020**

TABLE OF CONTENTS

	<u>PAGE</u>
STATE AUDITOR AND INSPECTOR LETTER	4
TOTAL GAMING REVENUE	5
COMPARISON OF PRIOR MONTH AND PRIOR YEAR	6
YEAR TO DATE GAMING TOTALS.....	7
WILL ROGERS DOWNS REVENUE.....	8
REMINGTON PARK REVENUE.....	9
PRIOR TWELVE MONTH GRAPH.....	10



Cindy Byrd, CPA | State Auditor & Inspector

2300 N. Lincoln Blvd., Room 123, Oklahoma City, OK 73105 | 405.521.3495 | www.sai.ok.gov

**TO THE MEMBERS OF THE OKLAHOMA
HORSE RACING COMMISSION**

We performed an audit in accordance with the OHRC Gaming Contract and Title 3A of the Oklahoma Statutes for Gaming. The information presented in this report is derived from gaming data obtained from the gaming vendors and licensees located at Will Rogers Downs and Remington Park for the month of June 2020.

Because our procedures do not constitute an audit conducted in accordance with generally accepted auditing standards, we do not express such an opinion on the information. This report relates only to this information and does not extend to any financial statements of the racetracks or racinos.

In planning and performing these procedures, we considered the internal control structure of the gaming departments; however, our procedures were substantially less in scope than the procedures we would have applied if we had been engaged to express an opinion on the internal controls. Accordingly, we do not express an opinion on their internal control structure.

Sincerely,

A handwritten signature in blue ink that reads "Cindy Byrd".

CINDY BYRD, CPA
OKLAHOMA STATE AUDITOR & INSPECTOR

July 13, 2020



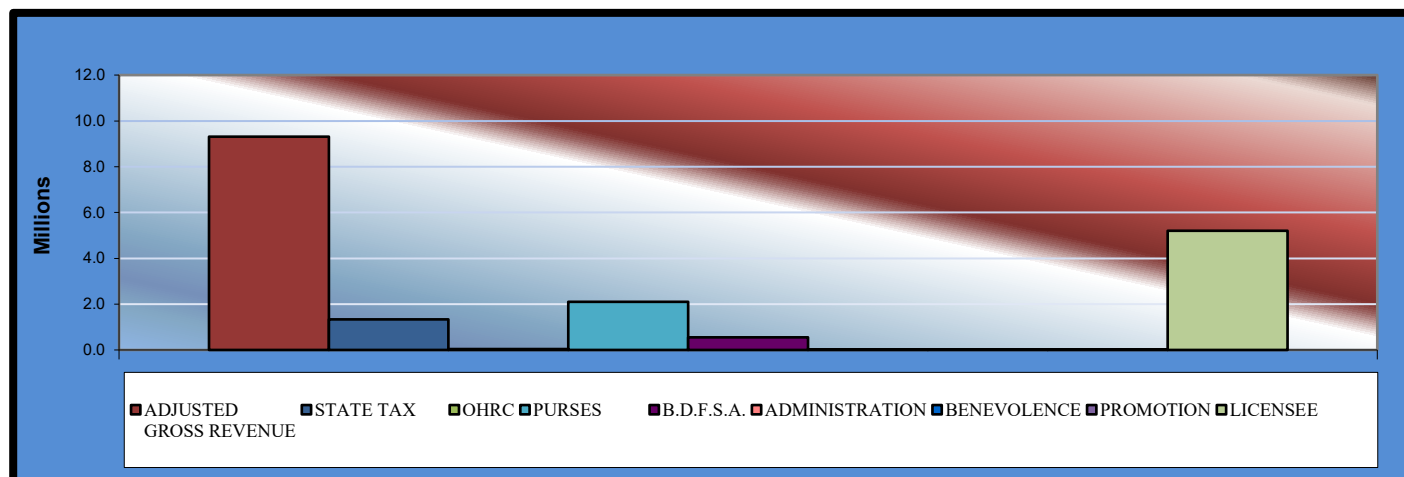
Gaming at Oklahoma Horse Racing Tracks

Will Rogers Downs and Remington Park

Total Gaming Revenue

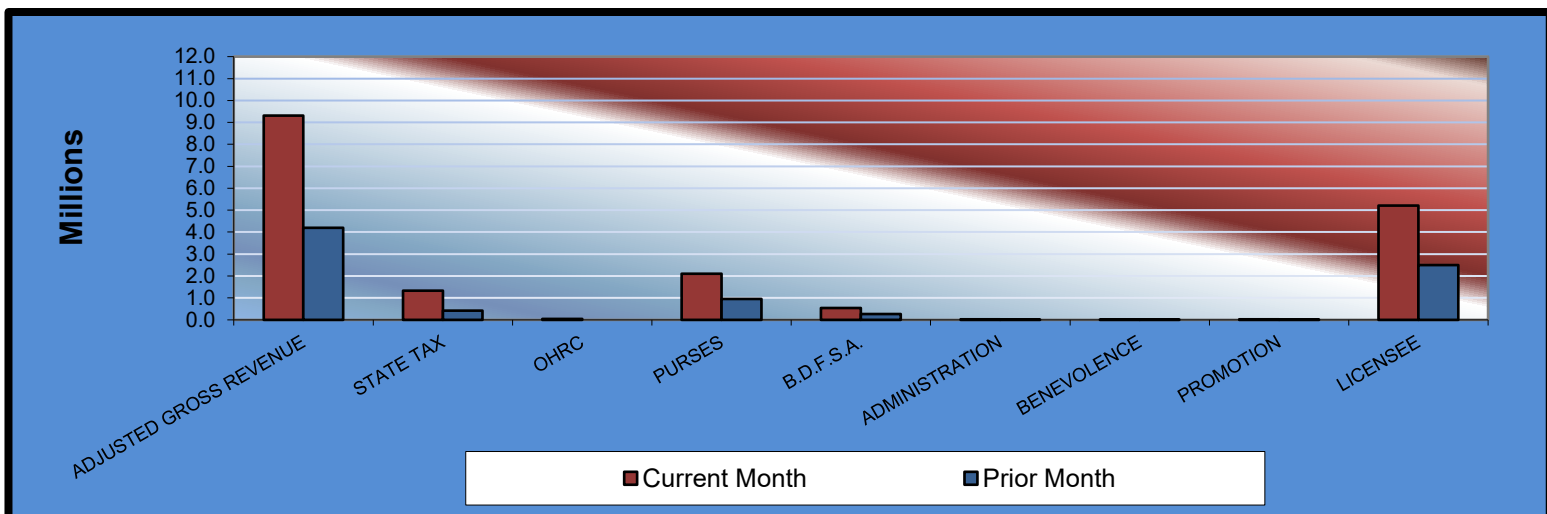
June 2020

	<u>TOTAL</u>	<u>WILL ROGERS DOWNS</u>	<u>REMINGTON PARK</u>
Gaming Days This Month	60	30	30
Adjusted Gross Revenue	<u>\$9,311,091.92</u>	<u>\$973,785.96</u>	<u>\$8,337,305.96</u>
State Tax			
General Revenue Fund	160,224.89	11,685.43	148,539.46
Education Reform	1,174,982.54	85,693.17	1,089,289.37
Oklahoma Horse Racing Commission	46,555.44	4,868.92	41,686.52
Purse Fund			
<u>Purses</u>			
Thoroughbred	1,118,580.81	104,840.24	1,013,740.57
Quarterhorse	882,873.61	95,983.04	786,890.57
Paint & Appaloosa	106,778.31	10,664.78	96,113.53
Breeding Development Fund			
<u>Special Account</u>			
Thoroughbred	208,082.47	12,653.13	195,429.34
Quarterhorse	311,123.34	9,760.99	301,362.35
Paint & Appaloosa	25,888.03	1,084.55	24,803.48
<u>Administration</u>			
Thoroughbred	13,606.80	1,205.06	12,401.74
Quarterhorse	12,246.12	1,084.55	11,161.57
Paint & Appaloosa	1,360.68	120.51	1,240.17
<u>Benevolence</u>			
Thoroughbred	6,803.40	602.53	6,200.87
Quarterhorse	6,123.06	542.28	5,580.78
Paint & Appaloosa	680.33	60.25	620.08
<u>Promotions</u>			
Thoroughbred	13,606.80	1,205.06	12,401.74
Quarterhorse	12,246.12	1,084.55	11,161.57
Paint & Appaloosa	1,360.68	120.51	1,240.17
Licensee	\$5,207,968.49	\$630,526.41	\$4,577,442.08



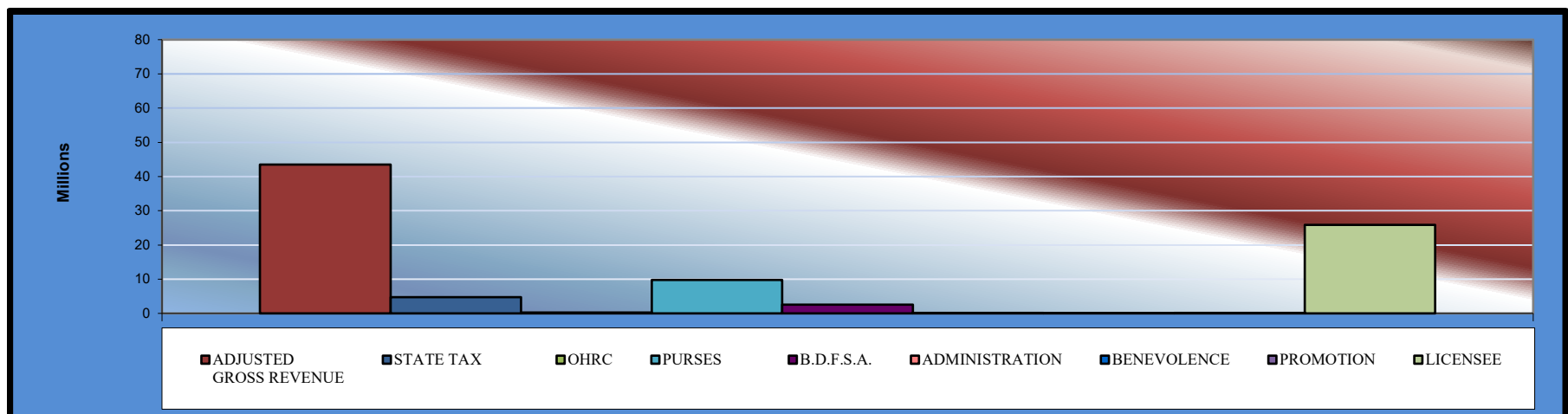
**Gaming at Oklahoma Horse Racing Tracks
Will Rogers Downs and Remington Park
Comparison of Prior Month and Prior Year
June 2020**

	<u>TOTAL</u>	<u>PRIOR MONTH</u>	<u>% CHANGE</u>	<u>June 2019</u>	<u>% CHANGE</u>
Gaming Days	60	13	361.54%	60	0.00%
Adjusted Gross Revenue	\$9,311,091.92	\$4,192,572.08	122.09%	\$10,859,520.93	-14.26%
State Tax					
General Revenue Fund	160,224.89	50,310.86	218.47%	293,624.67	-45.43%
Education Reform	1,174,982.54	368,946.34	218.47%	2,153,247.55	-45.43%
Oklahoma Horse Racing Commission	46,555.44	20,962.86	122.09%	54,297.60	-14.26%
Purse Fund					
<u>Purses</u>					
Thoroughbred	1,118,580.81	502,034.30	122.81%	1,009,185.60	10.84%
Quarterhorse	882,873.61	395,702.81	123.12%	820,477.26	7.60%
Paint & Appaloosa	106,778.31	48,332.49	120.92%	98,229.60	8.70%
Breeding Development Fund					
<u>Special Account</u>					
Thoroughbred	208,082.47	106,019.67	96.27%	195,324.13	6.53%
Quarterhorse	311,123.34	151,545.76	105.30%	263,581.52	18.04%
Paint & Appaloosa	25,888.03	12,472.90	107.55%	22,221.39	16.50%
<u>Administration</u>					
Thoroughbred	13,606.80	6,236.45	118.18%	12,353.95	10.14%
Quarterhorse	12,246.12	5,612.81	118.18%	11,118.55	10.14%
Paint & Appaloosa	1,360.68	623.65	118.18%	1,235.40	10.14%
<u>Benevolence</u>					
Thoroughbred	6,803.40	3,118.23	118.18%	6,176.98	10.14%
Quarterhorse	6,123.06	2,806.40	118.18%	5,559.27	10.14%
Paint & Appaloosa	680.33	311.82	118.18%	617.70	10.14%
<u>Promotions</u>					
Thoroughbred	13,606.80	6,236.45	118.18%	12,353.95	10.14%
Quarterhorse	12,246.12	5,612.81	118.18%	11,118.55	10.14%
Paint & Appaloosa	1,360.68	623.65	118.18%	1,235.40	10.14%
Licensee	\$5,207,968.49	\$2,505,061.82	107.90%	\$5,887,561.86	-11.54%



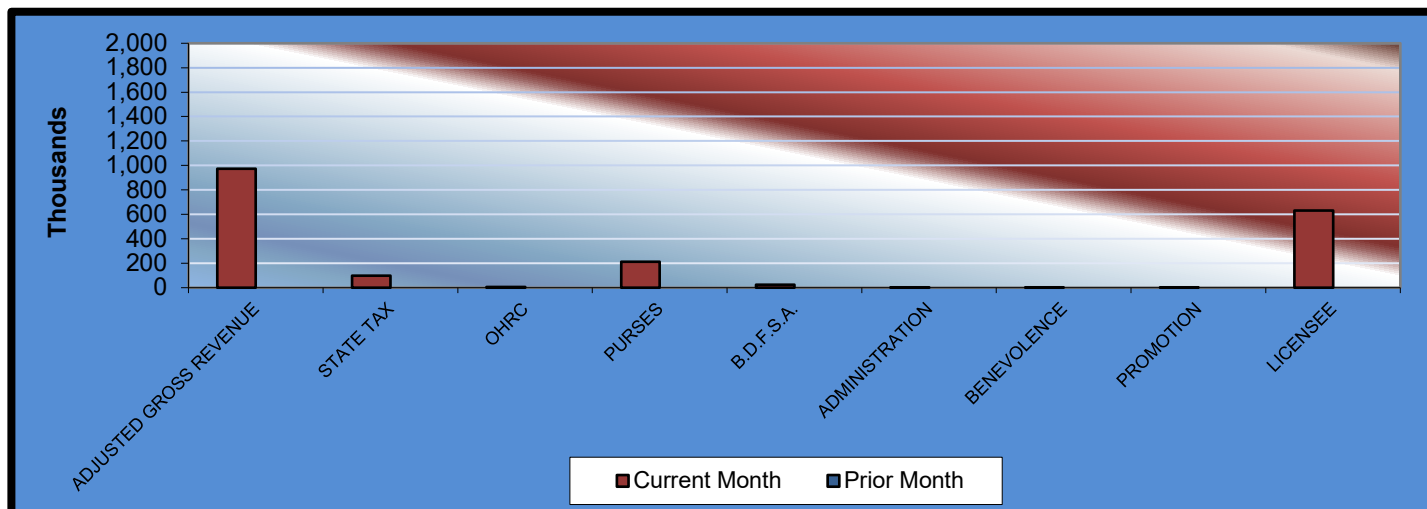
Gaming at Oklahoma Horse Racing Tracks Will Rogers Downs and Remington Park Year to Date Gaming Totals Comparison June 2020

	WILL ROGERS DOWNS	REMINGTON PARK	2020 TOTAL	2019 TOTAL	% CHANGE
Gaming Days This Year	106	120	226	362	-37.57%
Adjusted Gross Revenue	<u>\$5,456,656.71</u>	<u>\$38,081,964.63</u>	<u>\$43,538,621.34</u>	<u>\$71,131,800.71</u>	-38.79%
State Tax					
General Revenue Fund	65,479.88	505,475.36	570,955.24	1,230,398.04	-53.60%
Education Reform	480,185.80	3,706,819.33	4,187,005.13	9,022,918.69	-53.60%
Oklahoma Horse Racing Commission	27,283.29	190,409.80	217,693.09	355,658.99	-38.79%
Purse Fund					
<u>Purses</u>					
Thoroughbred	587,477.31	4,575,477.52	5,162,954.83	7,728,812.16	-33.20%
Quarterhorse	537,845.60	3,594,247.24	4,132,092.84	6,341,371.83	-34.84%
Paint & Appaloosa	59,760.63	439,013.67	498,774.30	763,424.40	-34.67%
Breeding Development Fund					
<u>Special Account</u>					
Thoroughbred	70,902.42	947,597.40	1,018,499.82	1,700,238.41	-40.10%
Quarterhorse	54,696.16	1,376,520.22	1,431,216.38	2,144,773.92	-33.27%
Paint & Appaloosa	6,077.35	113,293.83	119,371.18	179,480.58	-33.49%
<u>Administration</u>					
Thoroughbred	6,752.61	56,646.93	63,399.54	96,708.24	-34.44%
Quarterhorse	6,077.35	50,982.24	57,059.59	87,037.39	-34.44%
Paint & Appaloosa	675.26	5,664.69	6,339.95	9,670.82	-34.44%
<u>Benevolence</u>					
Thoroughbred	3,376.31	28,323.47	31,699.78	48,354.05	-34.44%
Quarterhorse	3,038.68	25,491.11	28,529.79	43,518.70	-34.44%
Paint & Appaloosa	337.63	2,832.33	3,169.96	4,835.42	-34.44%
<u>Promotions</u>					
Thoroughbred	6,752.61	56,646.93	63,399.54	96,708.24	-34.44%
Quarterhorse	6,077.35	50,982.24	57,059.59	87,037.39	-34.44%
Paint & Appaloosa	675.26	5,664.69	6,339.95	9,670.82	-34.44%
Licensee	\$3,533,185.21	\$22,349,875.63	\$25,883,060.84	\$41,181,182.62	-37.15%



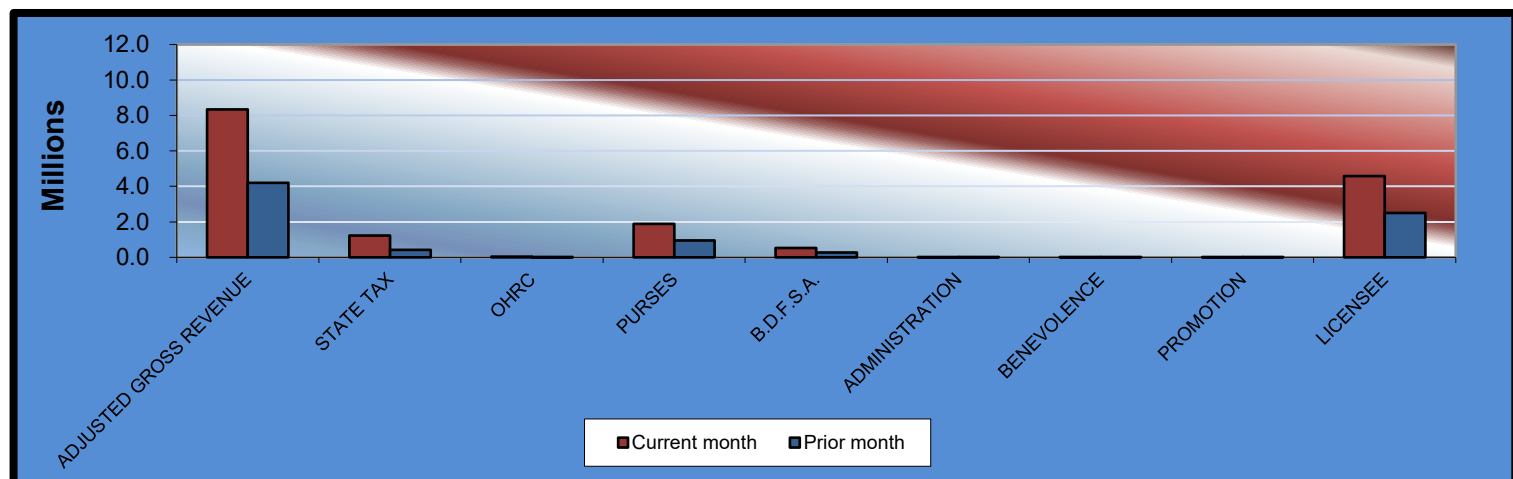
Gaming at Oklahoma Horse Racing Tracks
Will Rogers Downs and Remington Park
Will Rogers Downs Revenue
June 2020

<u>Will Rogers Downs</u>	<u>CURRENT MONTH</u>	<u>PRIOR MONTH</u>	<u>% CHANGE</u>	<u>June 2019</u>	<u>% CHANGE</u>
Gaming Days	30	0	100.00%	30	0.00%
Adjusted Gross Revenue	\$973,785.96	\$0.00	100.00%	\$1,786,720.09	-45.50%
State Tax					
General Revenue Fund	11,685.43	0.00	100.00%	21,440.64	-45.50%
Education Reform	85,693.17	0.00	100.00%	157,231.37	-45.50%
Oklahoma Horse Racing Commission	4,868.92	0.00	100.00%	8,933.60	-45.50%
Purse Fund					
<u>Purses</u>					
Thoroughbred	104,840.24	0.00	100.00%	196,659.58	-46.69%
Quarterhorse	95,983.04	0.00	100.00%	180,045.26	-46.69%
Paint & Appaloosa	10,664.78	0.00	100.00%	20,005.05	-46.69%
Breeding Development Fund					
<u>Special Account</u>					
Thoroughbred	12,653.13	0.00	100.00%	23,734.78	-46.69%
Quarterhorse	9,760.99	0.00	100.00%	18,309.69	-46.69%
Paint & Appaloosa	1,084.55	0.00	100.00%	2,034.41	-46.69%
<u>Administration</u>					
Thoroughbred	1,205.06	0.00	100.00%	2,260.46	-46.69%
Quarterhorse	1,084.55	0.00	100.00%	2,034.41	-46.69%
Paint & Appaloosa	120.51	0.00	100.00%	226.05	-46.69%
<u>Benevolence</u>					
Thoroughbred	602.53	0.00	100.00%	1,130.23	-46.69%
Quarterhorse	542.28	0.00	100.00%	1,017.20	-46.69%
Paint & Appaloosa	60.25	0.00	100.00%	113.02	-46.69%
<u>Promotions</u>					
Thoroughbred	1,205.06	0.00	100.00%	2,260.46	-46.69%
Quarterhorse	1,084.55	0.00	100.00%	2,034.41	-46.69%
Paint & Appaloosa	120.51	0.00	100.00%	226.05	-46.69%
Licensee	\$630,526.41	\$0.00	100.00%	\$1,147,023.42	-45.03%

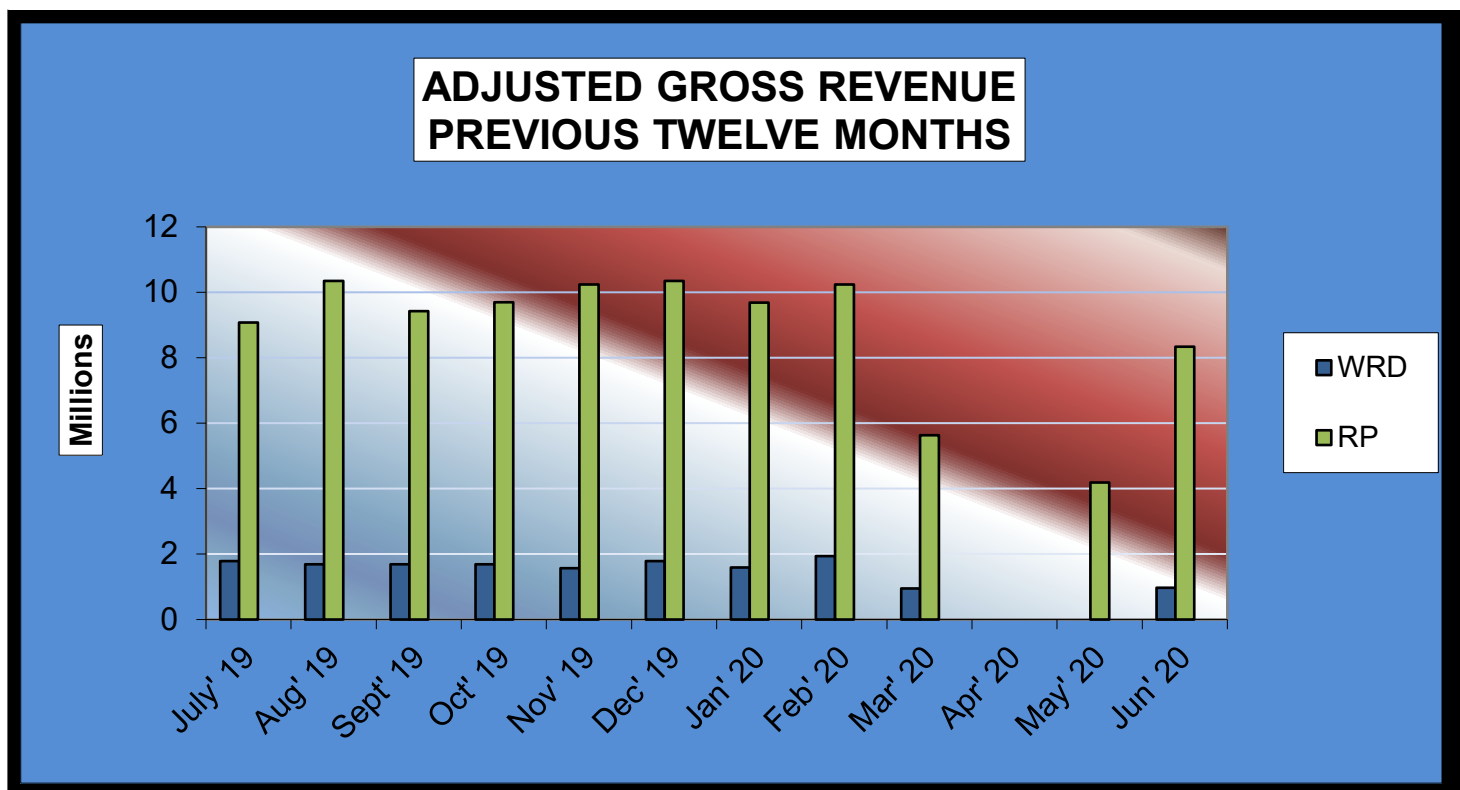


Gaming at Oklahoma Horse Racing Tracks
Will Rogers Downs and Remington Park
Remington Park Revenue
June 2020

Remington Park	CURRENT MONTH	PRIOR MONTH	% CHANGE	June 2019	% CHANGE
Gaming Days	30	13	130.77%	30	0.00%
Adjusted Gross Revenue	\$ 8,337,305.96	\$4,192,572.08	98.86%	\$9,072,800.84	-8.11%
State Tax					
General Revenue Fund	148,539.46	50,310.86	195.24%	272,184.03	-45.43%
Education Reform	1,089,289.37	368,946.34	195.24%	1,996,016.18	-45.43%
Oklahoma Horse Racing Commission	41,686.52	20,962.86	98.86%	45,364.00	-8.11%
Purse Fund					
<u>Purses</u>					
Thoroughbred	1,013,740.57	502,034.30	101.93%	812,526.02	24.76%
Quarterhorse	786,890.57	395,702.81	98.86%	640,432.00	22.87%
Paint & Appaloosa	96,113.53	48,332.49	98.86%	78,224.55	22.87%
Breeding Development Fund					
<u>Special Account</u>					
Thoroughbred	195,429.34	106,019.67	84.33%	171,589.35	13.89%
Quarterhorse	301,362.35	151,545.76	98.86%	245,271.83	22.87%
Paint & Appaloosa	24,803.48	12,472.90	98.86%	20,186.98	22.87%
<u>Administration</u>					
Thoroughbred	12,401.74	6,236.45	98.86%	10,093.49	22.87%
Quarterhorse	11,161.57	5,612.81	98.86%	9,084.14	22.87%
Paint & Appaloosa	1,240.17	623.65	98.86%	1,009.35	22.87%
<u>Benevolence</u>					
Thoroughbred	6,200.87	3,118.23	98.86%	5,046.75	22.87%
Quarterhorse	5,580.78	2,806.40	98.86%	4,542.07	22.87%
Paint & Appaloosa	620.08	311.82	98.86%	504.68	22.87%
<u>Promotions</u>					
Thoroughbred	12,401.74	6,236.45	98.86%	10,093.49	22.87%
Quarterhorse	11,161.57	5,612.81	98.86%	9,084.14	22.87%
Paint & Appaloosa	1,240.17	623.65	98.86%	1,009.35	22.87%
Licensee	\$4,577,442.08	\$2,505,061.82	82.73%	\$4,740,538.44	-3.44%



**Gaming at Oklahoma Horse Racing Tracks
Will Rogers Downs and Remington Park
Prior Twelve Month Graph
June 2020**





Cindy Byrd, CPA | State Auditor & Inspector

2300 N. Lincoln Blvd., Room 123, Oklahoma City, OK 73105 | 405.521.3495 | www.sai.ok.gov