

2022 KAY COUNTY ASSESSOR'S OFFICE REPORT TO THE EXCISE BOARD

07/27/2022

City/Village

DISTRICT	DESCRIPTION	PERSONAL PROPERTY	REAL PROPERTY	PUBLIC SERVICE	TOTAL VALUATION	HOMESTEAD EXEMPTIONS	OTHER EXEMPTIONS	NET VALUATION
125A	Newkirk	502,899	5,524,001	478,079	6,504,979	407,232	111,769	5,985,978
125B	Braman	122,014	488,538	206,091	816,643	42,779	10,015	763,849
D-50A	Kildare	11,138	205,005	105,188	321,331	19,000	24,576	277,755
L-45A	Blackwell	4,412,785	19,099,755	861,654	24,374,194	1,149,880	228,086	22,996,228
L-71A	Ponca City	30,729,616	112,269,079	3,761,424	146,760,119	3,850,647	1,144,778	141,764,694
L-87A	Tonkawa	2,165,937	9,935,919	1,371,910	13,473,766	449,613	104,360	12,919,793
J-11A	Kaw City	120,840	2,398,369	104,316	2,623,525	80,500	22,007	2,521,018
CITY/VILLAGE TOTAL VALUATION		38,065,229	149,920,666	6,888,662	194,874,557	5,999,651	1,645,591	187,229,315

County

DISTRICT	DESCRIPTION	PERSONAL PROPERTY	REAL PROPERTY	PUBLIC SERVICE	TOTAL VALUATION	HOMESTEAD EXEMPTIONS	OTHER EXEMPTIONS	NET VALUATION
C001	Kay County General	333,095,612	216,514,760	85,438,800	635,049,172	7,674,440	2,152,704	625,222,028
COUNTY TOTAL VALUATION		333,095,612	216,514,760	85,438,800	635,049,172	7,674,440	2,152,704	625,222,028

School

DISTRICT	DESCRIPTION	PERSONAL PROPERTY	REAL PROPERTY	PUBLIC SERVICE	TOTAL VALUATION	HOMESTEAD EXEMPTIONS	OTHER EXEMPTIONS	NET VALUATION
125AB	125AB Newkirk	37,040,302	12,854,601	8,027,822	57,922,725	648,676	155,351	57,118,698
125BB	125BB Newkirk/Braman	15,199,561	4,556,914	903,914	20,660,389	116,563	13,351	20,530,475
D-27AB	D-27 Peckham	43,316,745	3,701,327	5,191,234	52,209,306	98,500	66,814	52,043,992
D-50AB	D-50 Kildare	31,387,771	9,269,711	9,267,344	49,924,826	297,400	79,652	49,547,774
L-2	L-2 Billings/Noble	7,792,264	348,108	1,541,145	9,681,517	2,000	0	9,679,517
L-4	L-4 Frontier/Noble	4,300,799	520,778	1,233,058	6,054,635	17,000	0	6,037,635
L-45AB	L-45 Blackwell	14,098,991	25,111,791	14,519,651	53,730,433	1,320,090	276,278	52,134,065
L-71AB	L-71 Ponca City	171,768,961	140,888,366	38,097,588	350,754,945	4,471,492	1,372,876	344,910,577
L-87AB	L-87 Tonkawa	7,995,345	15,362,207	5,190,863	28,548,415	564,219	143,184	27,841,012
J-11 Kaw	J-11 Kaw City/Shilder	140,336	3,311,955	202,326	3,654,617	123,500	45,198	3,485,919
J-11O	J-11 Osage/Shidler	6,479	226,363	118,115	350,957	6,000	0	344,957
J-95	J-95 DCLA/Grant	48,058	362,609	1,145,740	1,556,407	9,000	0	1,547,407

2022 KAY COUNTY ASSESSOR'S OFFICE REPORT TO THE EXCISE BOARD

07/27/2022

SCHOOL TOTAL VALUATION 333,095,612 216,514,760 85,438,800 635,049,172 7,674,440 2,152,704 625,222,028

		TIF-District						
DISTRICT	DESCRIPTION	PERSONAL PROPERTY	REAL PROPERTY	PUBLIC SERVICE	TOTAL VALUATION	HOMESTEAD EXEMPTIONS	OTHER EXEMPTIONS	NET VALUATION
145A T1	45A TIF	262,785	64,722	0	327,507	0	0	327,507
TIF-DISTRICT TOTAL VALUATION		262,785	64,722	0	327,507	0	0	327,507

		Vo-Tech						
DISTRICT	DESCRIPTION	PERSONAL PROPERTY	REAL PROPERTY	PUBLIC SERVICE	TOTAL VALUATION	HOMESTEAD EXEMPTIONS	OTHER EXEMPTIONS	NET VALUATION
VO13	VO Tech #13	333,095,612	216,514,760	85,438,800	635,049,172	7,674,440	2,152,704	625,222,028
VO-TECH TOTAL VALUATION		333,095,612	216,514,760	85,438,800	635,049,172	7,674,440	2,152,704	625,222,028

I, Janell Learning, Assessor of Kay County Oklahoma, do hereby certify that the foregoing is a true and correct statement of valuations for Real Estate, Personal Property, Public Service and Homestead Exemptions as certified by the State Board of Equalization and shown by the records in the County Assessor's office. Subscribed by my name and affixed the seal of the County Assessor's office on this day of 07/27/2022.

State of Oklahoma)
) SS
 Kay County)

Janell Learning

Janell Learning
 County Assessor
 Kay County



I, County Clerk of Kay County Oklahoma, do hereby certify that the above is a true, correct and complete list of the valuations of Kay County Oklahoma as certified by the Kay County Assessor's office.

Jimmy Kyle

Jimmy Kyle
 County Clerk
 Kay County



Excise Board:

Steve Quast

Steve Quast
 Date



Real	Count	Value
Agricultural	1	332
Commercial	105	824,320
Residential	1,074	4,699,349
Total Real Value	1,180	5,524,001
Homestead	401	407,232
Veteran	13	111,769
Other	0	0
Total Exempt	428	519,001


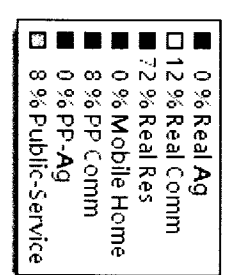
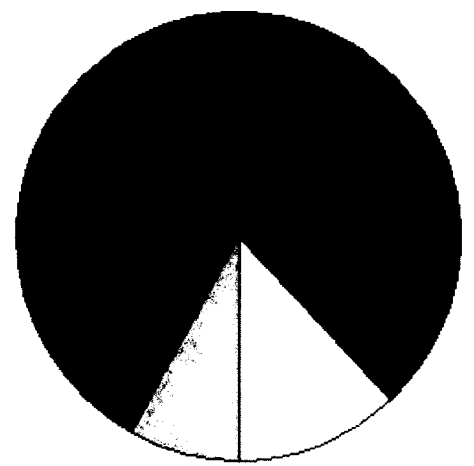
TIF Increment Value		
Net Assessed		5,005,000
Net Assessed Under Protest		
Senior Freeze	44	41,648
Capped Parcels	172	2,508,408

Personal	Count	Value
Agricultural	0	0
Commercial	87	490,347
Mobile Home	14	12,562
Total Personal	101	502,899
Total Exempt	0	0
TIF Increment Value		
Net Assessed		502,899

Net Assessed Under Protest		
Public Service	Count	Value
Total PS Value	14	478,079
TIF Increment Value		
Net Assessed		478,079

District Totals	Count	Value
Total Gross Value		6,504,979
Homestead Loss		407,232
Other Exemption Loss		111,769
TIF Increment Value		
Retained TIF Value		
Net Assessed Value		5,985,978

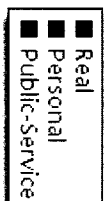
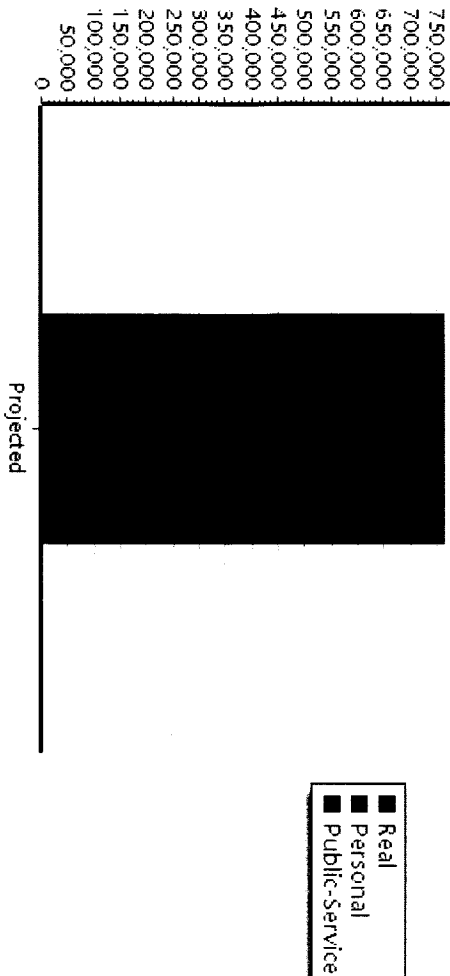

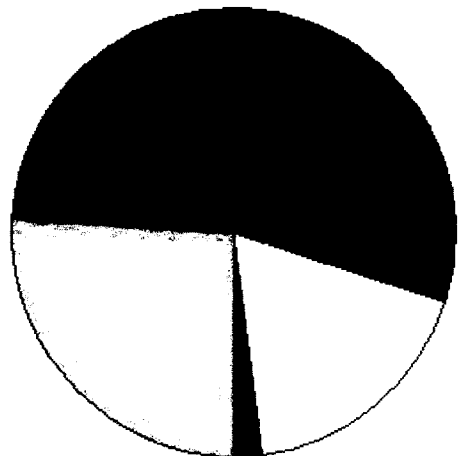
Net Assessed Under Protest
 * Public Service Protests Values are not included on this report.



Real	Count	Value
Agricultural	1	9,099
Commercial	25	148,263
Residential	150	331,176
Total Real Value	176	488,538
Homestead	39	42,779
Veteran	3	10,015
Other	0	0
Total Exempt	47	52,794
TIF Increment Value		
Net Assessed		435,744
Net Assessed Under Protest		
Senior Freeze	6	5,450
Capped Parcels	26	46,159
Personal	Count	Value
Agricultural	0	0
Commercial	16	119,309
Mobile Home	1	2,705
Total Personal	17	122,014
Total Exempt	0	0
TIF Increment Value		
Net Assessed		122,014
Net Assessed Under Protest		
Public Service	Count	Value
Total PS Value	8	206,091
TIF Increment Value		
Net Assessed		206,091

District Totals	
Total Gross Value	816,643
Homestead Loss	42,779
Other Exemption Loss	10,015
TIF Increment Value	
Retained TIF Value	
Net Assessed Value	763,849

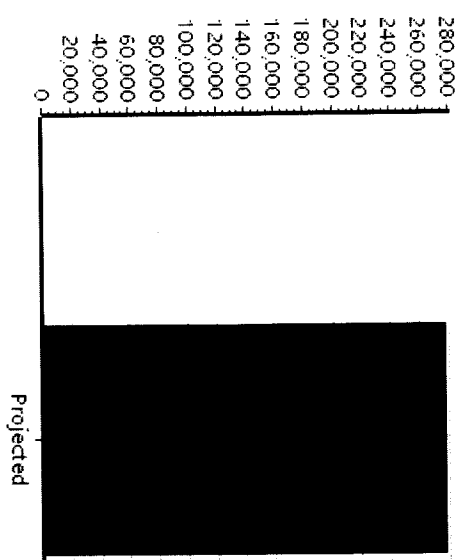
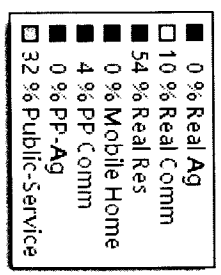
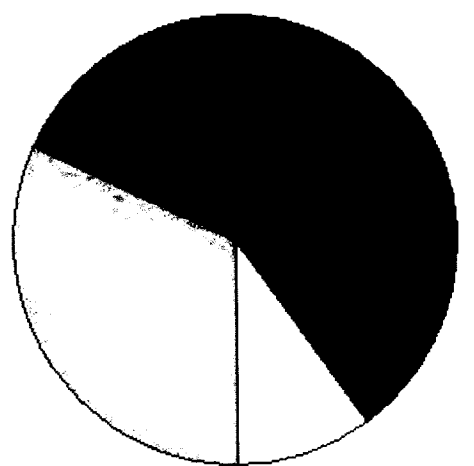
Net Assessed Under Protest
 * Public Service Protests Values are not included on this report.



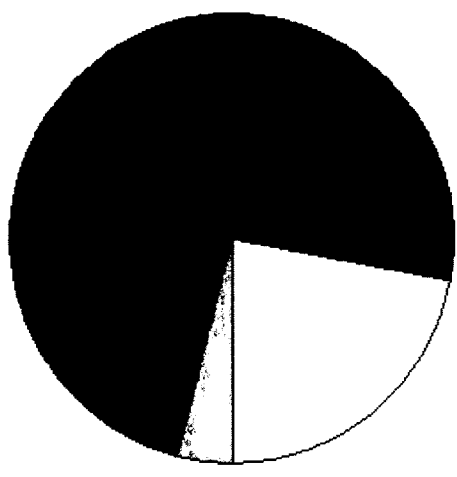
Real	Count	Value
Agricultural	0	0
Commercial	5	32,940
Residential	59	172,065
Total Real Value	64	205,005
Homestead	18	19,000
Veteran	1	24,576
Other	0	0
Total Exempt	20	43,576
TIF Increment Value		
Net Assessed		161,429
Net Assessed Under Protest		
Senior Freeze	2	2,181
Capped Parcels	11	51,402
Personal	Count	Value
Agricultural	0	0
Commercial	2	11,138
Mobile Home	0	0
Total Personal	2	11,138
Total Exempt	0	0
TIF Increment Value		
Net Assessed		11,138
Net Assessed Under Protest		
Public Service	Count	Value
Total PS Value	5	105,188
TIF Increment Value		
Net Assessed		105,188

District Totals	
Total Gross Value	321,331
Homestead Loss	19,000
Other Exemption Loss	24,576
TIF Increment Value	
Retained TIF Value	
Net Assessed Value	277,755

Net Assessed Under Protest
 * Public Service Protests Values are not included on this report.



Real	Count	Value
Agricultural	9	53,809
Commercial	371	5,537,440
Residential	3,532	13,573,228
Total Real Value	3,912	19,164,477
Homestead	1,110	1,149,880
Veteran	34	228,086
Other	0	0
Total Exempt	1,199	1,377,966
TIF Increment Value		64,722
Net Assessed		17,721,789
Net Assessed Under Protest		
Senior Freeze	129	120,486
Capped Parcels	416	4,766,166
Personal	Count	Value
Agricultural	2	3,468
Commercial	244	4,713,566
Mobile Home	0	0
Total Personal	246	4,717,034
Total Exempt	1	41,464
TIF Increment Value		262,785
Net Assessed		4,412,785
Net Assessed Under Protest		
Public Service	Count	Value
Total PS Value	18	861,654
TIF Increment Value		0
Net Assessed		861,654



Code	Description	Expires	Base Value	Increment Value	Retained Inc	Total Value
1	45A TIF	2036	2,741,148	327,507	0	3,068,655
Total TIF Valuation :			2,741,148	327,507	0	3,068,655

District Totals	
Total Gross Value	24,743,165
Homestead Loss	1,149,880
Other Exemption Loss	269,550
TIF Increment Value	327,507
Retained TIF Value	0
Net Assessed Value	22,996,228
Net Assessed Under Protest	
* Public Service Proteasts Values are not included on this report.	

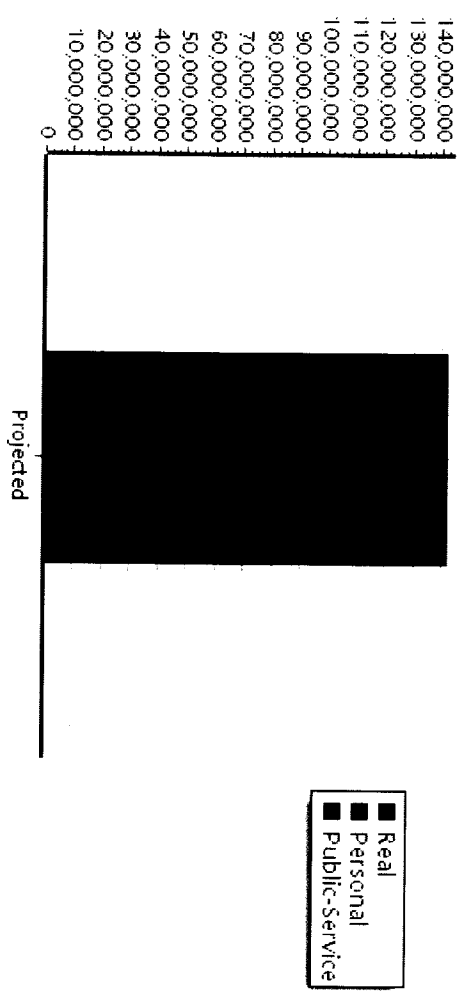
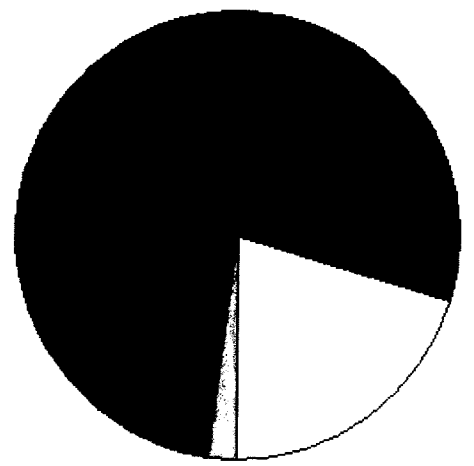
Real	Count	Value
Agricultural	3	30,510
Commercial	939	30,458,784
Residential	10,456	81,779,785
Total Real Value	11,398	112,269,079
Homestead	3,731	3,850,647
Veteran	97	1,144,778
Other	0	0
Total Exempt	3,967	4,995,425
TIF Increment Value		
Net Assessed		107,273,654
Net Assessed Under Protest		
Senior Freeze	438	529,102
Capped Parcels	1,251	20,699,517

Personal	Count	Value
Agricultural	118	79,905
Commercial	812	37,907,941
Mobile Home	258	323,442
Total Personal	1,188	38,311,288
Total Exempt	18	7,581,672
TIF Increment Value		
Net Assessed		30,729,616
Net Assessed Under Protest		
Public Service	Count	Value
Total PS Value	19	3,761,424
TIF Increment Value		
Net Assessed		3,761,424

District Totals		
Total Gross Value		154,341,791
Homestead Loss		3,850,647
Other Exemption Loss		8,726,450
TIF Increment Value		
Retained TIF Value		
Net Assessed Value		141,764,694

Net Assessed Under Protest

* Public Service Protests Values are not included on this report.



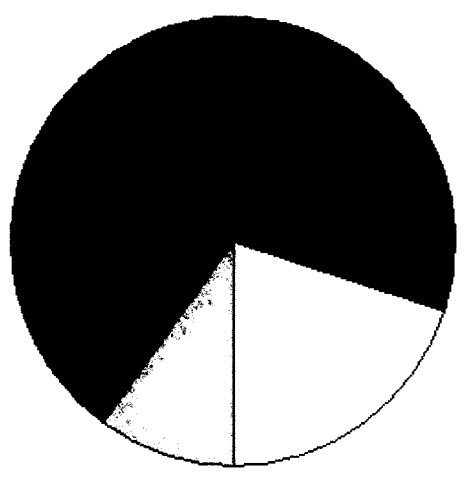


Real	Count	Value
Agricultural	5	9,484
Commercial	204	2,579,029
Residential	1,429	7,347,406
Total Real Value	1,638	9,935,919
Homestead	444	449,613
Veteran	18	104,360
Other	0	0
Total Exempt	470	553,973
TIF Increment Value		
Net Assessed		9,381,946
Net Assessed Under Protest		
Senior Freeze	44	44,050
Capped Parcels	215	2,460,074

Personal	Count	Value
Agricultural	6	17,227
Commercial	139	2,143,297
Mobile Home	8	7,888
Total Personal	153	2,168,412
Total Exempt	1	2,475
TIF Increment Value		
Net Assessed		2,165,937
Net Assessed Under Protest		
Public Service		
Total PS Value	14	1,371,910
TIF Increment Value		
Net Assessed		1,371,910

District Totals	Count	Value
Total Gross Value		13,476,241
Homestead Loss		449,613
Other Exemption Loss		106,835
TIF Increment Value		
Retained TIF Value		
Net Assessed Value		12,919,793

Net Assessed Under Protest
 * Public Service Protests Values are not included on this report.



Real	Count	Value
Agricultural	6	75,539
Commercial	26	126,387
Residential	307	2,196,443
Total Real Value	339	2,398,369
Homestead	76	80,500
Veteran	4	22,007
Other	0	0
Total Exempt	85	102,507

TIF Increment Value

Net Assessed **2,295,862**

Net Assessed Under Protest

Senior Freeze 6 7,472

Capped Parcels 56 287,835

Personal

Personal	Count	Value
Agricultural	1	1,512
Commercial	26	81,482
Mobile Home	26	37,846
Total Personal	53	120,840
Total Exempt	0	0

TIF Increment Value

Net Assessed **120,840**

Net Assessed Under Protest

Public Service	Count	Value
Total PS Value	8	104,316

TIF Increment Value


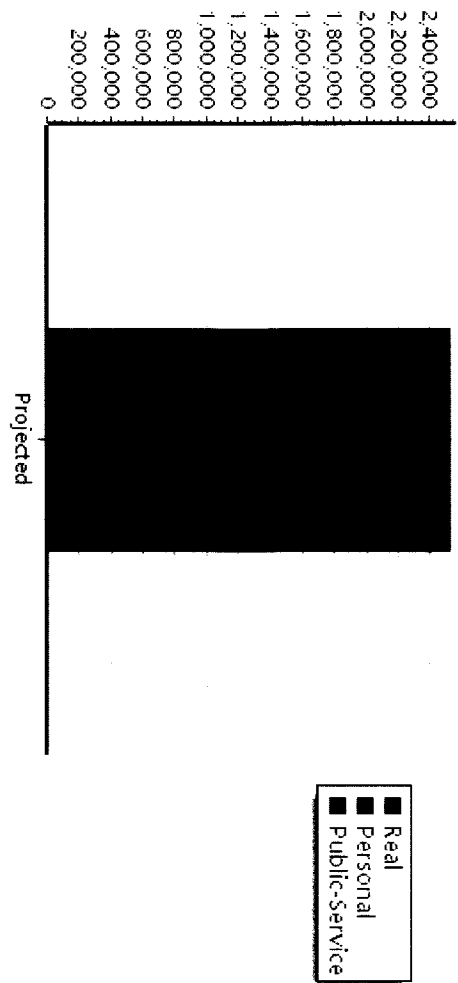


Net Assessed **104,316**

District Totals

Total Gross Value	2,623,525
Homestead Loss	80,500
Other Exemption Loss	22,007
TIF Increment Value	
Retained TIF Value	
Net Assessed Value	2,521,018



Net Assessed Under Protest

* Public Service Protests Values are not included on this report.



Real	Count	Value
Agricultural	4,887	26,706,466
Commercial	1,961	51,274,009
Residential	20,563	138,599,007
Total Real Value	27,411	216,579,482
Homestead	7,480	7,674,440
Veteran	206	2,152,704
Other	0	0
Total Exempt	7,938	9,827,144
TIF Increment Value		64,722
Net Assessed		206,687,616
Net Assessed Under Protest	0	0
Senior Freeze	760	874,367
Capped Parcels	3,962	46,703,923

Personal	Count	Value
Agricultural	870	4,361,396
Commercial	1,739	353,446,475
Mobile Home	446	728,010
Total Personal	3,055	358,535,881
Total Exempt	123	25,177,484
TIF Increment Value		262,785
Net Assessed		333,095,612
Net Assessed Under Protest	3	3,360,105
Public Service	Count	Value
Total PS Value	246	85,438,800
TIF Increment Value		0
Net Assessed		85,438,800



Code	Description	Expires	Base Value	Increment Value	Retained Inc	Total Value
1	45A TIF	2036	2,741,148	327,507	0	3,068,655
Total TIF Valuation :			2,741,148	327,507	0	3,068,655

District Totals	Value
Total Gross Value	660,554,163
Homestead Loss	7,674,440
Other Exemption Loss	27,330,188
TIF Increment Value	327,507
Retained TIF Value	0
Net Assessed Value	625,222,028
Net Assessed Under Protest	3,360,105

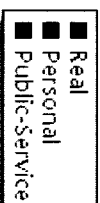

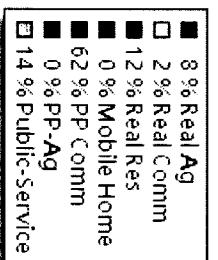
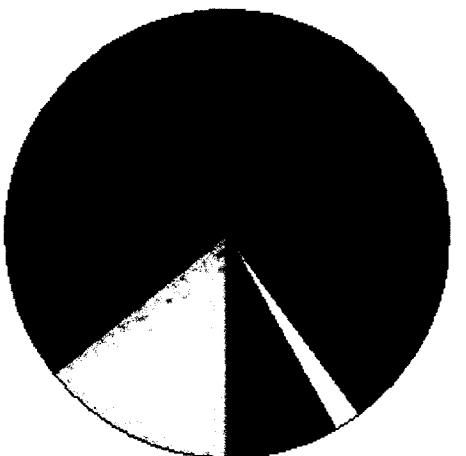
* Public Service Protests Values are not included on this report.

Real	Count	Value
Agricultural	1,059	4,783,022
Commercial	123	998,075
Residential	1,460	7,073,504
Total Real Value	2,642	12,854,601
Homestead	638	648,676
Veteran	15	155,351
Other	0	0
Total Exempt	672	804,027
TIF Increment Value		
Net Assessed		12,050,574
Net Assessed Under Protest		
Senior Freeze	60	64,180
Capped Parcels	533	7,226,208
Personal	Count	Value
Agricultural	136	507,251
Commercial	149	36,463,512
Mobile Home	31	72,340
Total Personal	316	37,043,103
Total Exempt	15	2,801
TIF Increment Value		
Net Assessed		37,040,302
Net Assessed Under Protest		
Public Service	Count	Value
Total PS Value	32	8,027,822
TIF Increment Value		
Net Assessed		8,027,822

District Totals	
Total Gross Value	57,925,526
Homestead Loss	648,676
Other Exemption Loss	158,152
TIF Increment Value	
Retained TIF Value	
Net Assessed Value	57,118,698

Net Assessed Under Protest

* Public Service Protests Values are not included on this report.



Real	Count	Value
Agricultural	603	3,294,471
Commercial	41	286,036
Residential	258	976,407
Total Real Value	902	4,556,914
Homestead	113	116,563
Veteran	4	13,351
Other	0	0
Total Exempt	123	129,914
TIF Increment Value		
Net Assessed		4,427,000
Net Assessed Under Protest	0	0
Senior Freeze	9	5,618
Capped Parcels	187	1,024,267
Personal	Count	Value
Agricultural	104	496,438
Commercial	44	14,655,930
Mobile Home	37	48,793
Total Personal	185	15,201,161
Total Exempt	8	1,600
TIF Increment Value		
Net Assessed		15,199,561
Net Assessed Under Protest	1	1,795,223
Public Service	Count	Value
Total PS Value	15	903,914
TIF Increment Value		
Net Assessed		903,914

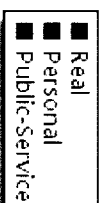
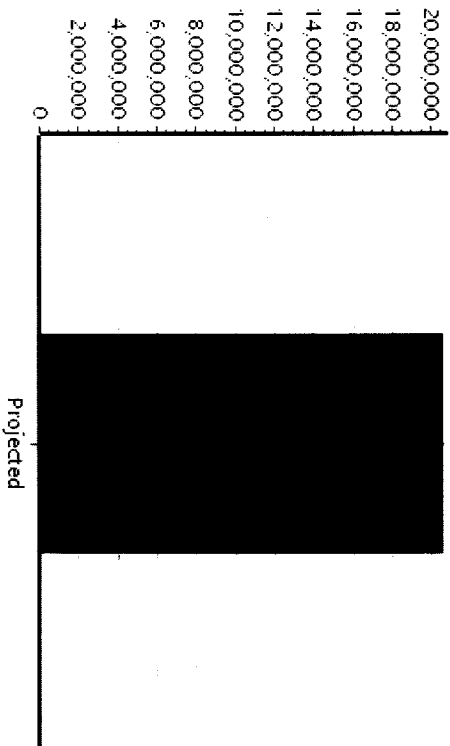


District Totals

Total Gross Value	20,661,989
Homestead Loss	116,563
Other Exemption Loss	14,951

TIF Increment Value	
Retained TIF Value	
Net Assessed Value	20,530,475

Net Assessed Under Protest	1,795,223
-----------------------------------	------------------

* Public Service Proteests Values are not included on this report.

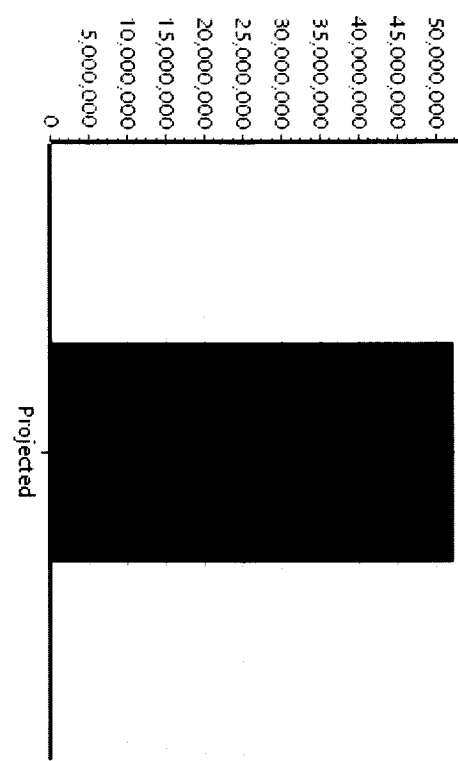

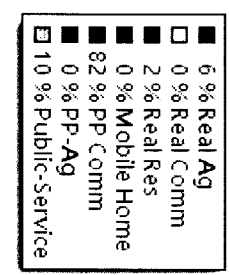



Real	Count	Value
Agricultural	444	2,719,427
Commercial	9	108,510
Residential	160	873,390
Total Real Value	613	3,701,327
Homestead	98	98,500
Veteran	3	66,814
Other	0	0
Total Exempt	102	165,314
TIF Increment Value		
Net Assessed		3,536,013
Net Assessed Under Protest		
Senior Freeze	1	952
Capped Parcels	119	312,770

Personal	Count	Value
Agricultural	68	267,718
Commercial	16	43,022,155
Mobile Home	6	29,320
Total Personal	90	43,319,193
Total Exempt	13	2,448
TIF Increment Value		
Net Assessed		43,316,745
Net Assessed Under Protest		
Public Service	Count	Value
Total PS Value	15	5,191,234
TIF Increment Value		
Net Assessed		5,191,234

District Totals	
Total Gross Value	52,211,754
Homestead Loss	98,500
Other Exemption Loss	69,262
TIF Increment Value	
Retained TIF Value	
Net Assessed Value	52,043,992

Net Assessed Under Protest
 * Public Service Protests Values are not included on this report.



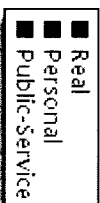
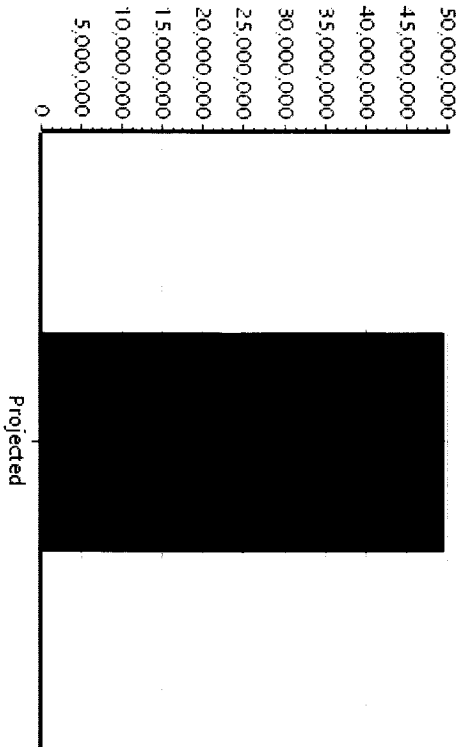
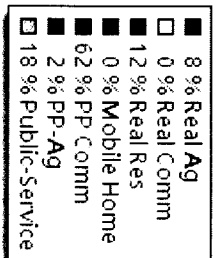

Real	Count	Value
Agricultural	502	3,584,881
Commercial	13	163,778
Residential	617	5,521,052
Total Real Value	1,132	9,269,711
Homestead	294	297,400
Veteran	6	79,652
Other	0	0
Total Exempt	305	377,052
TIF Increment Value		
Net Assessed		8,892,659
Net Assessed Under Protest		
Senior Freeze	15	17,319
Capped Parcels	206	770,951
Personal	Count	Value
Agricultural	129	808,425
Commercial	45	30,642,695
Mobile Home	18	64,904
Total Personal	192	31,516,024
Total Exempt	19	128,253
TIF Increment Value		
Net Assessed		31,387,771
Net Assessed Under Protest		
Public Service	Count	Value
Total PS Value	26	9,267,344
TIF Increment Value		
Net Assessed		9,267,344

District Totals

Total Gross Value	50,053,079
Homestead Loss	297,400
Other Exemption Loss	207,905
TIF Increment Value	
Retained TIF Value	
Net Assessed Value	49,547,774

Net Assessed Under Protest


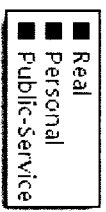

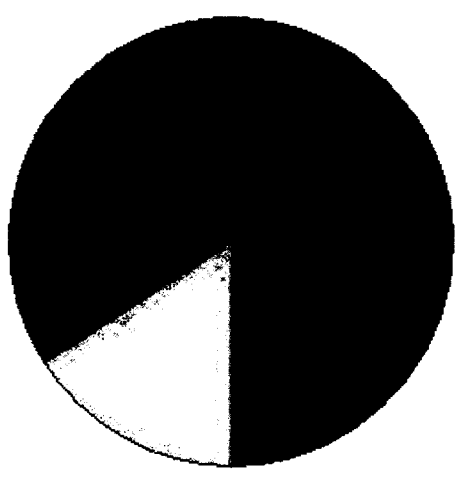
* Public Service Protests Values are not included on this report.



Real	Count	Value
Agricultural	72	315,700
Commercial	3	5,919
Residential	8	26,489
Total Real Value	83	348,108
Homestead	2	2,000
Veteran	0	0
Other	0	0
Total Exempt	2	2,000
TIF Increment Value		
Net Assessed		346,108
Net Assessed Under Protest	0	0
Senior Freeze	0	0
Capped Parcels	4	17,688
Personal	Count	Value
Agricultural	7	63,487
Commercial	9	7,728,777
Mobile Home	0	0
Total Personal	16	7,792,264
Total Exempt	0	0
TIF Increment Value		
Net Assessed		7,792,264
Net Assessed Under Protest	1	1,401,551
Public Service	Count	Value
Total PS Value	7	1,541,145
TIF Increment Value		
Net Assessed		1,541,145

District Totals	
Total Gross Value	9,681,517
Homestead Loss	2,000
Other Exemption Loss	0
TIF Increment Value	
Retained TIF Value	
Net Assessed Value	9,679,517
Net Assessed Under Protest	1,401,551

* Public Service Protests Values are not included on this report.



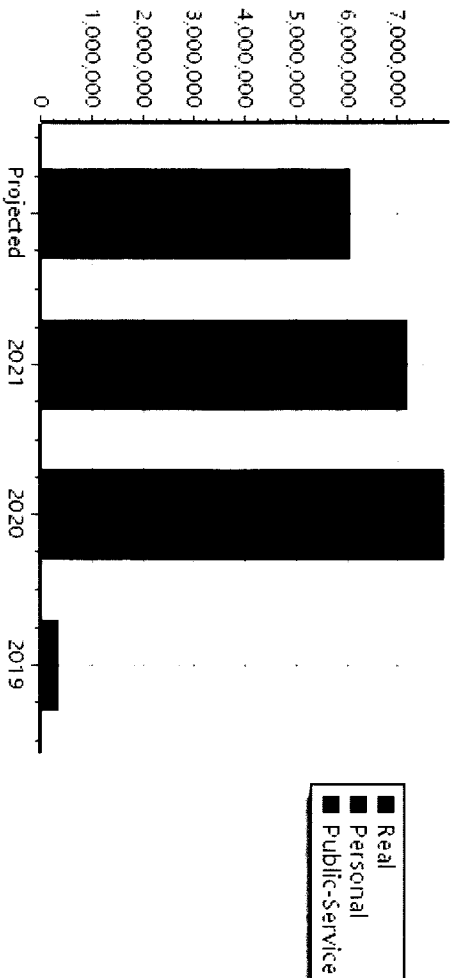

Real	Count	Value
Agricultural	81	278,451
Commercial	1	164,643
Residential	19	77,684
Total Real Value	101	520,778
Homestead	17	17,000
Veteran	0	0
Other	0	0
Total Exempt	17	17,000
TIF Increment Value		
Net Assessed		503,778
Net Assessed Under Protest		
Senior Freeze	2	464
Capped Parcels	18	29,697

Personal	Count	Value
Agricultural	9	39,793
Commercial	8	4,258,173
Mobile Home	2	3,353
Total Personal	19	4,301,319
Total Exempt	3	520
TIF Increment Value		
Net Assessed		4,300,799
Net Assessed Under Protest		
Public Service	Count	Value
Total PS Value	10	1,233,058
TIF Increment Value		
Net Assessed		1,233,058


District Totals	
Total Gross Value	6,055,155
Homestead Loss	17,000
Other Exemption Loss	520
TIF Increment Value	
Retained TIF Value	
Net Assessed Value	6,037,635

Net Assessed Under Protest

* Public Service Protests Values are not included on this report.



Real	Count	Value
Agricultural	609	3,570,533
Commercial	402	6,040,819
Residential	3,917	15,565,161
Total Real Value	4,928	25,176,513
Homestead	1,283	1,320,090
Veteran	39	276,278
Other	0	0
Total Exempt	1,378	1,596,368
TIF Increment Value		64,722
Net Assessed		23,515,423
Net Assessed Under Protest		
Senior Freeze	136	132,548
Capped Parcels	597	5,411,332
Personal	Count	Value
Agricultural	85	640,324
Commercial	289	13,903,321
Mobile Home	7	9,036
Total Personal	381	14,552,681
Total Exempt	9	190,905
TIF Increment Value		262,785
Net Assessed		14,098,991
Net Assessed Under Protest		
Public Service	Count	Value
Total PS Value	36	14,519,651
TIF Increment Value		0
Net Assessed		14,519,651



District Totals	
Total Gross Value	54,248,845
Homestead Loss	1,320,090
Other Exemption Loss	467,183
TIF Increment Value	327,507
Retained TIF Value	0
Net Assessed Value	52,134,065

TIF Project Summary						
Code	Description	Expires	Base Value	Increment Value	Retained Inc	Total Value
1	45A TIF	2036	2,741,148	327,507	0	3,068,655
Total TIF Valuation :			2,741,148	327,507	0	3,068,655

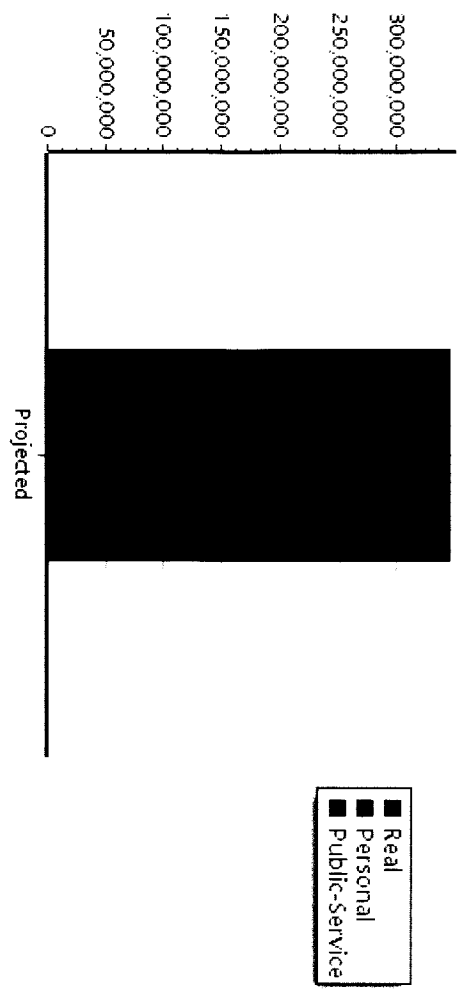

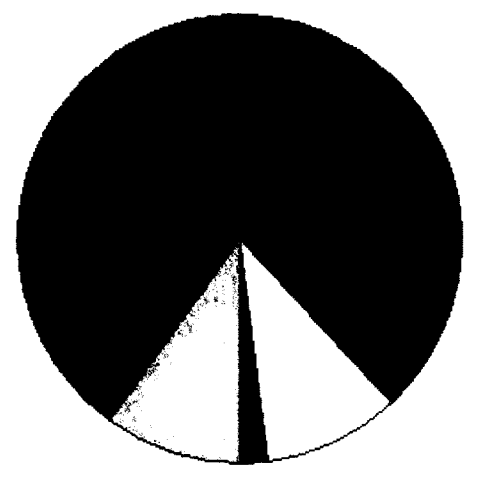
Net Assessed Under Protest
 * Public Service Protests Values are not included on this report.

Real	Count	Value
Agricultural	618	4,012,304
Commercial	1,117	40,567,023
Residential	11,915	96,309,069
Total Real Value	13,650	140,888,396
Homestead	4,347	4,471,492
Veteran	112	1,372,876
Other	0	0
Total Exempt	4,605	5,844,368
TIF Increment Value		
Net Assessed		135,044,028
Net Assessed Under Protest		
Senior Freeze	475	598,031
Capped Parcels	1,683	26,950,793

Personal	Count	Value
Agricultural	237	580,170
Commercial	958	195,599,958
Mobile Home	301	434,104
Total Personal	1,496	196,614,232
Total Exempt	45	24,845,271
TIF Increment Value		
Net Assessed		171,768,961
Net Assessed Under Protest		
Public Service	Count	Value
Total PS Value	43	38,097,588
TIF Increment Value		
Net Assessed		38,097,588

District Totals		
Total Gross Value		375,600,216
Homestead Loss		4,471,492
Other Exemption Loss		26,218,147
TIF Increment Value		
Retained TIF Value		
Net Assessed Value		344,910,577

Net Assessed Under Protest
 * Public Service Protests Values are not included on this report.

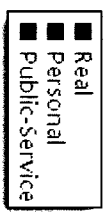
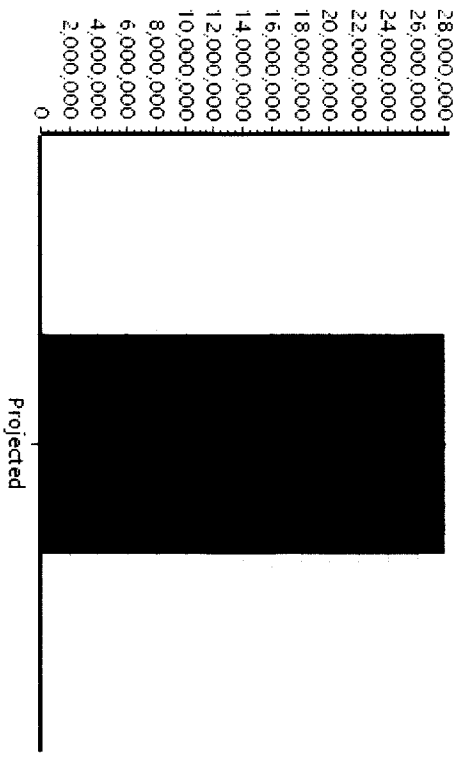

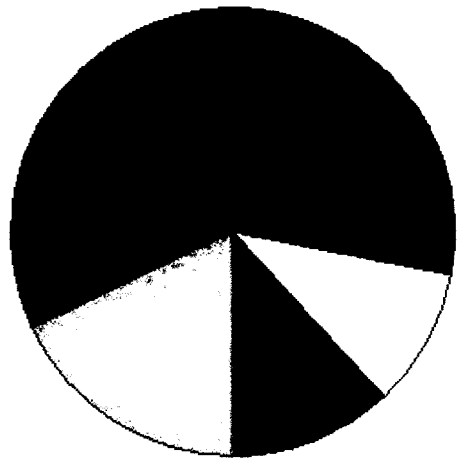


Real	Count	Value
Agricultural	719	3,502,102
Commercial	226	2,812,819
Residential	1,673	9,047,286
Total Real Value	2,618	15,362,207
Homestead	556	564,219
Veteran	20	143,184
Other	0	0
Total Exempt	588	707,403
TIF Increment Value		
Net Assessed		14,654,804
Net Assessed Under Protest	0	0
Senior Freeze	50	45,229
Capped Parcels	414	4,228,569

Personal	Count	Value
Agricultural	84	923,648
Commercial	184	7,057,545
Mobile Home	14	17,995
Total Personal	282	7,999,188
Total Exempt	8	3,843
TIF Increment Value		
Net Assessed		7,995,345
Net Assessed Under Protest	1	163,331
Public Service		
Total PS Value	36	5,190,863
TIF Increment Value		
Net Assessed		5,190,863

District Totals		
Total Gross Value		28,552,258
Homestead Loss		564,219
Other Exemption Loss		147,027
TIF Increment Value		
Retained TIF Value		
Net Assessed Value		27,841,012
Net Assessed Under Protest		163,331

* Public Service Protests Values are not included on this report.



Real	Count	Value
Agricultural	57	183,423
Commercial	26	126,387
Residential	487	3,002,145
Total Real Value	570	3,311,955
Homestead	117	123,500
Veteran	7	45,198
Other	0	0
Total Exempt	131	168,698



TIF Increment Value		
Net Assessed		3,143,257
Net Assessed Under Protest		
Senior Freeze	12	10,026
Capped Parcels	144	528,595

Personal	Count	Value
Agricultural	1	1,512
Commercial	31	98,827
Mobile Home	28	41,440
Total Personal	60	141,779
Total Exempt	1	1,443
TIF Increment Value		
Net Assessed		140,336

Net Assessed Under Protest		
Public Service		
Total PS Value	11	202,326
TIF Increment Value		
Net Assessed		202,326

District Totals	Count	Value
Total Gross Value		3,656,060
Homestead Loss		123,500
Other Exemption Loss		46,641
TIF Increment Value		
Retained TIF Value		
Net Assessed Value		3,485,919


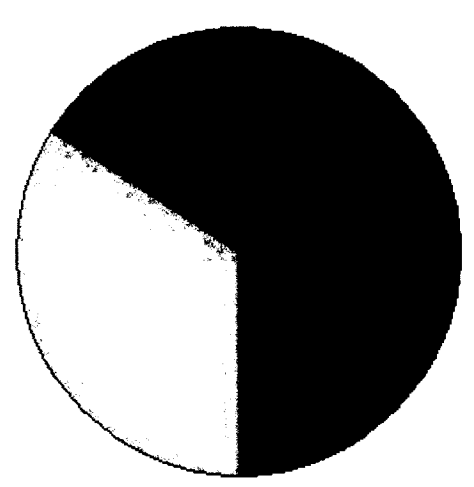
Net Assessed Under Protest
 * Public Service Protests Values are not included on this report.



Real	Count	Value
Agricultural	71	199,306
Commercial	0	0
Residential	6	27,057
Total Real Value	77	226,363
Homestead	6	6,000
Veteran	0	0
Other	0	0
Total Exempt	6	6,000
TIF Increment Value		
Net Assessed		220,363
Net Assessed Under Protest		
Senior Freeze	0	0
Capped Parcels	47	187,944

Personal	Count	Value
Agricultural	2	445
Commercial	1	46
Mobile Home	1	5,988
Total Personal	4	6,479
Total Exempt	0	0
TIF Increment Value		
Net Assessed		6,479
Net Assessed Under Protest		
Public Service		
Total PS Value	6	118,115
TIF Increment Value		
Net Assessed		118,115

District Totals	Count	Value
Total Gross Value		350,957
Homestead Loss		6,000
Other Exemption Loss		0
TIF Increment Value		
Retained TIF Value		
Net Assessed Value		344,957



- 56 % Real/Ag
- 0 % Real Comm
- 8 % Real Res
- 2 % Mobile Home
- 0 % PP Comm
- 0 % PP-Ag
- 34 % Public-Service

- Real
- Personal
- Public-Service

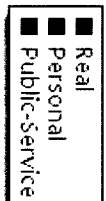


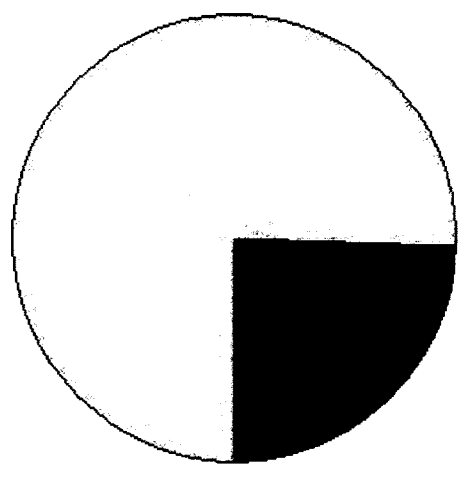
Net Assessed Under Protest
 * Public Service Protests Values are not included on this report.

Real	Count	Value
Agricultural	52	262,846
Commercial	0	0
Residential	43	99,763
Total Real Value	95	362,609
Homestead	9	9,000
Veteran	0	0
Other	0	0
Total Exempt	9	9,000
TIF Increment Value		
Net Assessed		353,609
Net Assessed Under Protest		
Senior Freeze	0	0
Capped Parcels	10	15,109


Personal	Count	Value
Agricultural	8	32,185
Commercial	5	15,536
Mobile Home	1	737
Total Personal	14	48,458
Total Exempt	2	400
TIF Increment Value		
Net Assessed		48,058
Net Assessed Under Protest		
Public Service		
Total PS Value	9	1,145,740
TIF Increment Value		
Net Assessed		1,145,740

District Totals	
Total Gross Value	1,556,807
Homestead Loss	9,000
Other Exemption Loss	400
TIF Increment Value	
Retained TIF Value	
Net Assessed Value	1,547,407

Net Assessed Under Protest
 * Public Service Protests Values are not included on this report.



Real	Count	Value
Agricultural	0	0
Commercial	25	769,441
Residential	2	4,901
Total Real Value	27	774,342
Homestead	0	0
Veteran	0	0
Other	0	0
Total Exempt	0	0
TIF Base/Retained Value		709,620
Net Assessed		64,722




- 0 % Real Ag
- 24 % Real Comm
- 0 % Real Res
- 0 % Mobile Home
- 76 % PP Comm
- 0 % FP-Ag
- 0 % Public-Service

Personal	Count	Value
Agricultural	0	0
Commercial	25	2,335,777
Mobile Home	0	0
Total Personal	25	2,335,777
Total Exempt	1	41,464
TIF Base/Retained Value		2,031,528
Net Assessed		262,785



- Real
- Personal
- Public-Service

Public Service	Count	Value
Total PS Value	0	0
TIF Base/Retained Value	0	0
Net Assessed	0	0




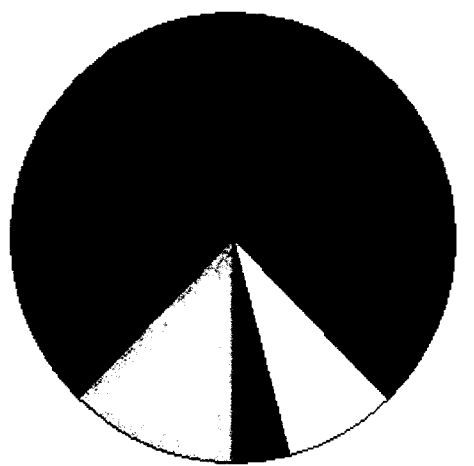
District Totals	
Total Gross Value	3,110,119
Homestead Loss	0
Other Exemption Loss	41,464
TIF Base Value	2,741,148
Base Retained Value	0
Net Assessed Value	327,507

TIF Project Summary						
Code	Description	Expires	Base Value	Increment Value	Retained Inc	Total Value
1	45A TIF	2036	2,741,148	327,507	0	3,068,655
Total TIF Valuation :			2,741,148	327,507	0	3,068,655

Net Assessed Under Protest
 * Public Service Protests Values are not included on this report.

Real	Count	Value
Agricultural	4,887	26,706,466
Commercial	1,961	51,274,009
Residential	20,563	138,599,007
Total Real Value	27,411	216,579,482
Homestead	7,480	7,674,440
Veteran	206	2,152,704
Other	0	0
Total Exempt	7,938	9,827,144
TIF Increment Value		64,722
Net Assessed		206,687,616
Net Assessed Under Protest	0	0
Senior Freeze	760	874,367
Capped Parcels	3,962	46,703,923

Personal	Count	Value
Agricultural	870	4,361,396
Commercial	1,739	353,446,475
Mobile Home	446	728,010
Total Personal	3,055	358,535,881
Total Exempt	123	25,177,484
TIF Increment Value		262,785
Net Assessed		333,095,612
Net Assessed Under Protest	3	3,360,105
Public Service	Count	Value
Total PS Value	246	85,438,800
TIF Increment Value		0
Net Assessed		85,438,800



District Totals

Total Gross Value	660,554,163
Homestead Loss	7,674,440
Other Exemption Loss	27,330,188
TIF Increment Value	327,507
Retained TIF Value	0
Net Assessed Value	625,222,028
Net Assessed Under Protest	3,360,105

* Public Service Protests Values are not included on this report.

TIF Project Summary

Code	Description	Expires	Base Value	Increment Value	Retained Inc	Total Value
1	45A TIF	2036	2,741,148	327,507	0	3,068,655
Total TIF Valuation :			2,741,148	327,507	0	3,068,655