PONCA CITY Public Schools

Independent School District No. 71

FISCAL YEAR

2020-2021

BUDGET

JUNE 2020

Amended JULY 2020

Amended AUGUST 2020

Amended SEPTEMBER 2020 (w/EON)

Amended OCTOBER 2020

Amended NOVEMBER 2020

Amended DECEMBER 2020

Amended JANUARY 2021

Amended FEBRUARY 2021

Amended MARCH 2021

Amended APRIL 2021

Amended MAY 2021

Amended JUNE 2021

Amended JULY 2021

Amended AUGUST 2021

Amended SEPTEMBER 2021 - FINAL BUDGET

Prepared in accordance with

"School District Budget Act"

(Section 5-150 et seq. of Title 70)

RECEIVED
SEP 16 2021
State Auditor
and Inspector

Kay

PONCA CITY PUBLIC SCHOOLS
613 East Grand Avenue
580-767-8000

September 13, 2021

State Auditor & Inspector
2300 N. Lincoln Blvd
State Capitol, Room 123
Oklahoma City, OK 73105

2020-2021 Budget – Ponca City Schools

Please find enclosed a copy of the FINAL 2020-2021 Operating Budget for Ponca City Schools.

Sincerely,

Jan Miller

Jan Miller
Business Office
Assistant Treasurer
Ponca City Schools

ISD-071

SCHOOL BUDGET AND FINANCING PLAN

FOR APPROPRIATED FUNDS

FISCAL YEAR 2020-2021

ADOPTED BY:

ISD-071, KAY COUNTY, BOARD OF EDUCATION

Robin Riley, President

Nancy Zimmerschied, Vice-President

David Kinkaid, Member (deceased 12/30/20)

Anna Roland, Appointed Member (2/24/21)

Don Nuzum, Member

Judy Throop, Member

ORIGINAL: June 8, 2020
REVISED: March 8, 2021

TABLE OF CONTENTS
2020-2021

	Page
President's Letter	1
Resolution – Budget Act	2
Resolution – Investment of Funds	3
Notice of Public Hearing	4
Affidavit of Publication	5
Proof of Publication	6
Administration Flowchart	7-9
Enrollment/Membership	10-12
Valuations	13
Tax Levy Comparison	14
General Fund Expenditure	
By Function	15
By Object	16
General Fund – Three-Year Revenue Comparison	17-20
Building Fund Expenditures	21
Building Fund Revenue	22
Child Nutrition Expenditures	23
Child Nutrition Revenue	24
Sinking Fund Revenue	25
Gifts & Endowments Revenue & Expenditures	26-28
Instructional Budget	29-31
Budget Projections by Project Code	32-35
Bond Debt Repayment Schedule	36
Bonds	37-44
Estimate of Needs – Sinking Fund	45-65
Proof of Publication – Estimate of Needs	66

ISD-071, Ponca City Public School District
613 East Grand
Ponca City, OK 74601
(580) 767-8000

BOARD OF EDUCATION

TO THE TAXPAYERS ISD-071, Ponca City Public School District:

The Board of Education of ISD-071, Ponca City Public School District, Ponca City, Oklahoma as authorized by Oklahoma Statutes (Section 5-150 of the School District Budget Act), submits the Budget for ISD-071, Ponca City Public School District for fiscal year 2020-2021.

The 2020-2021 School Budget was prepared under the direction of the ISD-071, Ponca City Public School Board of Education.

The members are:

Robin Riley, President

Nancy Zimmerschied, Vice-President

David Kinkaid, Member

Don Nuzum, Member

Judy Throop, Member

Robin Riley, President

Ponca City Public Schools
Board of Education

RESOLUTION
SCHOOL DISTRICT BUDGET ACT

"The Board of Education, Ponca City Public Schools Independent School District No. 3 hereby resolves to implement budgeting procedures in compliance with the provisions of the School District Budget Act (Section 5-150 et seq of Title 70) for Fiscal Year 2020-2021."

Robin Riley, President
Board of Education

Betty Johnston, Clerk
Board of Education

June 8, 2020
(Original Resolution: 2/14/05)

ANNUAL RESOLUTION TO INVEST FUNDS

WHEREAS the Board of Education of Ponca City Public Schools, District No. 71 Kay County, desires that the maximum amount of monies available be invested in legal investments and that the interest received from these investments be deposited in the General Fund (Fund 11), except interest received on Bond Funds (Funds 31-39), and Gift & Endowment Fund (Fund 81);

NOW, THEREFORE, BE IT RESOLVED that the Board of Education hereby adopts this Resolution authorizing the Treasurer to invest school district monies constituting the district's investment account, as defined by Board policy, for the 2020-2021 fiscal year through the maintenance of existing investments, renewal of investments, and/or acquisition of new investments, and that the interest received from these investments, except those generated by the Bond Funds and Gifts & Endowments Fund, will be deposited in the General Fund. All interest received on Bond Funds will be deposited in Bond Fund 31 until after sale of Bond Fund 32 and proceeds from sale are received; then, all Bond Fund interest will be deposited in Fund 32. Interest received on Gifts & Endowments will be deposited in Gift & Endowment Fund 81.

FURTHER, BE IT RESOLVED that the monies in the district's investment account shall be invested at the discretion of the Treasurer pursuant to State law and that the Treasurer should attempt to invest the district's monies in local financial institutions.

APPROVED AND ADOPTED this 8th day of June 2020.

Board of Education of Ponca City Public Schools
District No. 71 of Kay County, Oklahoma.



President

ATTEST:

Clerk, Board of Education

NOTICE OF PUBLIC HEARING

ISD 36I071, Ponca City Public Schools

Notice is hereby given that the ISD 36I071, Ponca City Public Schools Board of Education, Ponca City, Oklahoma, will hold a virtual Public Hearing beginning at 5:30 p.m. on the 8th day of June 2020, for the purpose of accepting comments and answering questions, on the proposed ISD 36I071, Ponca City Public Schools District 2020-2021 Budget. The hearing will broadcast on the Ponca City Public School's Facebook Page via Facebook Live. During this broadcast, the public can call the Administration Center at 580-767-8000 with questions or comments concerning the 2020-2021 Budget.

Dated at Ponca City, Oklahoma this 27th day of May 2020.

ATTEST:

Robin Riley
President
Robin Riley

Betty Johnston
Clerk of the Board
Betty Johnston

AFFIDAVIT OF PUBLICATION

STATE OF OKLAHOMA, COUNTY OF KAY, SS:

Personally appeared before me, the undersigned notary public, Betty Johnston, Clerk of the Board of Education of ISD I-071, Ponca City Public School District, Kay County, and State aforementioned, who, being first duly sworn according to the law, deposes and says: That he/she complied with the law by having the notice to of the date, time and place of the public hearing, together with the proposed budget summaries, for fiscal year 2020-2021, published in one issue of the Ponca City News, a legally qualified newspaper for general circulation in said School District, a copy of the proof of publication is herewith attached and made a part hereof.

Betty Johnston

Betty Johnston
Clerk, Board of Education

Subscribed and sworn before me on this 2nd day of June 2020.

Jan S. Miller

Notary

My commission expires July 22, 2021

JAN S. MILLER
Notary Public – State of Oklahoma
Commission Number 05006704
My Commission Expires Jul 22, 2021

PROOF OF PUBLICATION

State of Oklahoma

County of Kay

Sarah Sixkiller of lawful age, being duly sworn and authorized, says that she is the Classified / Legal Department manager of THE PONCA CITY NEWS, a daily newspaper printed in the City of Ponca City, Kay County, Oklahoma, having paid a general subscription circulation in said County, with entrance into the United States mails as second class mail meter in Kay County, and published and printed in said County where delivered to the United States Mail, and said newspaper has been continuously and uninterruptedly published in said County during a period of one hundred four (104) consecutive weeks immediately prior to the first publication of the attached notice, advertisement or publication; and that said newspaper comes within the requirements of Chapter 4 of Title 25, Oklahoma Statutes 1951. as amended and complies with all other requirements of the laws of Oklahoma with reference to legal publications.

That said notice, a true copy of which is attached hereto, was published in the regular edition of said newspaper during the period and time of publication and not in a supplement, on the following dates:

June 2, 2020

Sarah Sixkiller

Subscribed and sworn to before me this 2 day of June, 2020

Notary Public

My Commission Expires 10/10/2023

LARISSA WILLIAMS
Notary Public, State of Oklahoma
Commission # 19010223
My Commission Expires 10-10-2023

(Published in the Ponca City News on June 2, 2020)
NOTICE OF PUBLIC HEARING
ISO 361071 , Ponca City Public Schools
Notice is hereby given that the ISO 361071 , Ponca City Public Schools Board of Education, Ponca City, Oklahoma, will hold a virtual Public Hearing beginning at 5:30 p.m. on the 8th day of June 2020 , for the purpose of accepting comments and answering questions, on the proposed ISO 361071, Ponca City Public Schools District 2020-2021 Budget. The hearing will broadcast on the Ponca City Public School's Facebook Page via Facebook Live. During this broadcast, the public can call the Administration Center at 580-767-8000 with questions or comments concern ing the 2020-2021 Budget. Dated at Ponca City , Oklahoma this 27 day of May 2020.
ATTEST:
s/ Robin Riley
President
Robin Riley
s/Betty Johnston
Clerk of the Board
Betty Johnston

Printer's Fee..... $22.70

PONCA CITY PUBLIC SCHOOLS

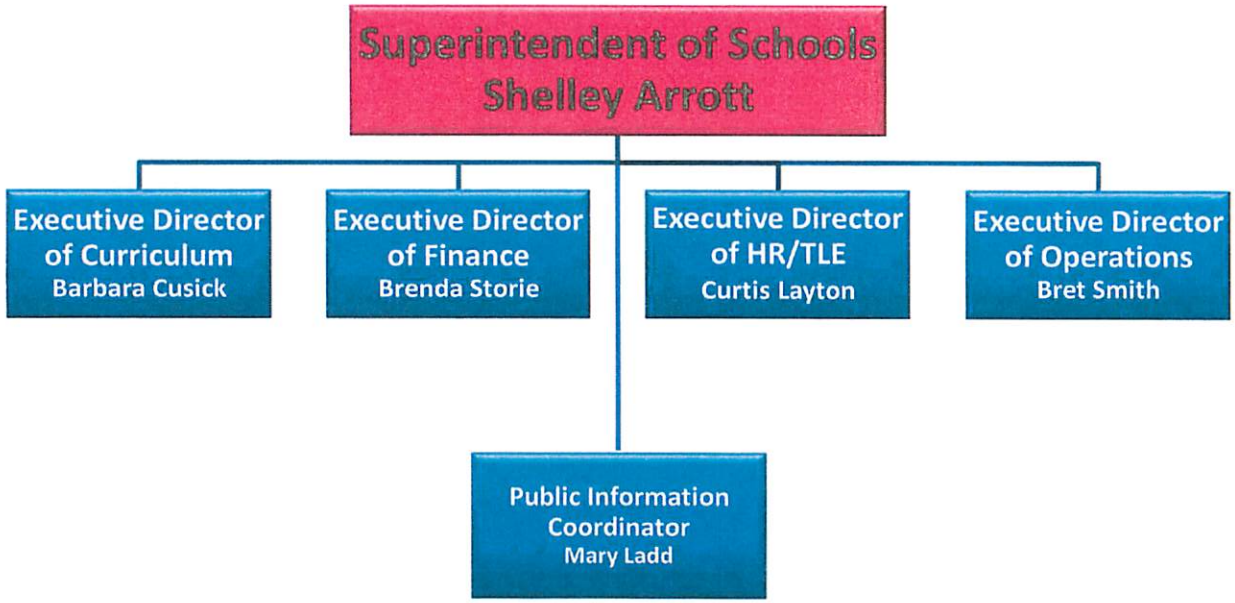

2020-2021

PONCA CITY PUBLIC SCHOOLS

Curriculum Department 2020-2021

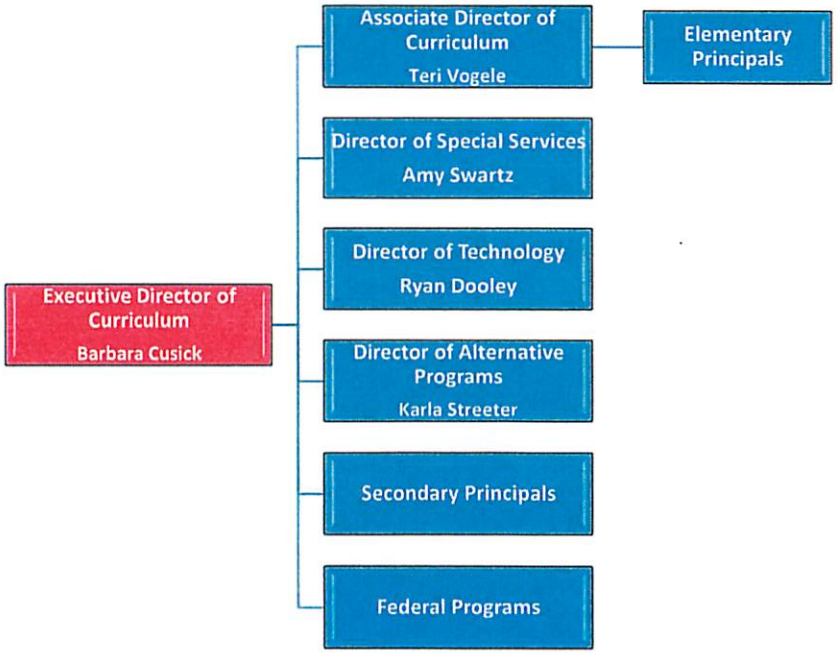

Operations Department 2020-2021

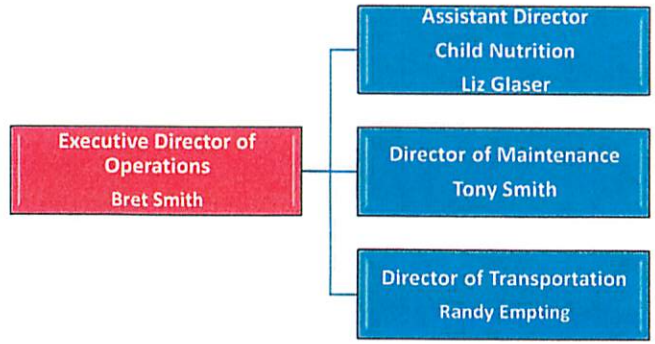

PONCA CITY PUBLIC SCHOOLS

Finance Department 2020-2021

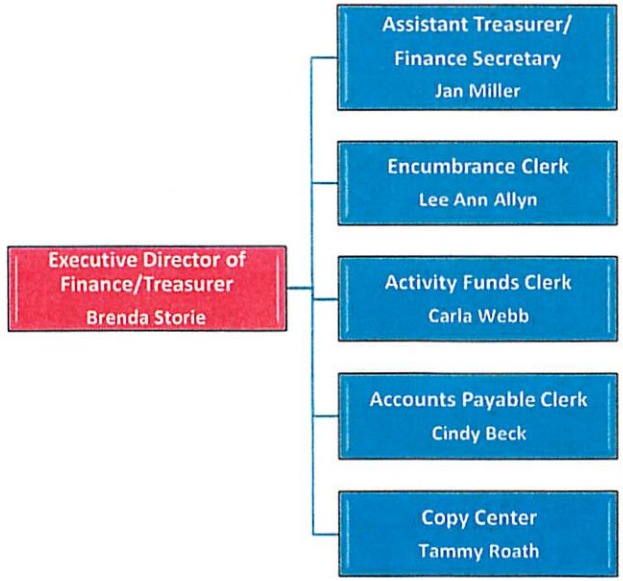

Human Resources Department 2020-2021

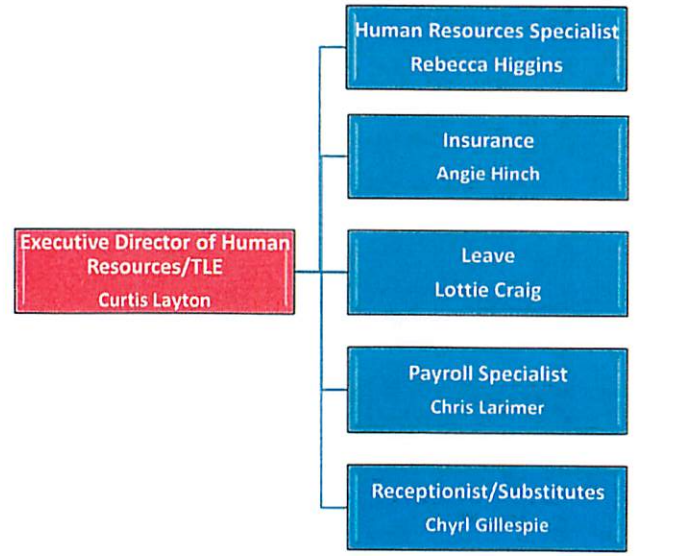

PONCA CITY PUBLIC SCHOOLS

Membership as of DATE **5/21/21**

Head Start has 1 full-day four-year-old program - enrollment kept at Washington Pre-K Center

ELEMENTARY	Head Start	Pre-K Center	Garf	Garf Virtual	Lib	Lib Virtual	Linc	Linc Virtual	Roos	Roos Virtual	Trout	Trout Virtual	Union	Union Virtual	Wood	Wood Virtual	TOTAL
Speech Only Students		13															13
Non-Graded (TSL)		16															16
Special Ed Programs													28		6		34
*4 Yr Old-All Day	12	222															234
Kindergarten			24	1	40	0	58	3	46	2	46	0	43	5	46	0	314
First			35	3	28	0	56	3	39	3	33	3	44	3	45	1	296
Second			24	2	32	1	44	4	34	4	50	1	44	1	46	1	288
Third			24	1	44	0	52	2	42	3	42	0	25	0	46	2	283
Fourth			33	0	39	1	51	1	41	1	34	1	35	4	48	1	290
Fifth			35	4	34	2	63	3	52	4	43	0	41	6	48	2	337
*TOTAL PK3-5	12	251	175	11	217	4	324	16	254	17	248	5	260	19	285	7	**2105**
TOTAL K-5			175	11	217	4	324	16	254	17	248	5	260	19	285	7	**1842**

SECONDARY	West MS	West Virtual	East MS	East Virtual	WCA/ Teen PEP	SHARE	Hgh School	High School Virtual	TOTAL
Sixth Grade	319	19							338
Seventh Grade	317	25							342
Eighth Grade			299	24					323
Ninth Grade					15		305	27	347
Tenth Grade					19	2	280	32	333
Eleventh Grade					25	15	229	49	318
Twelfth Grade					55	19	173	35	282
TOTAL	636	44	299	24	114	36	987	143	2283

Enrollment Totals				
	Traditional	Virtual	TOTAL	
Grades PK4	234		234	
Grades K-5	1763	79	1842	
Grades 6-8	935	68	1003	
Grades 9-12	1137	143	1280	
Trainings Skills	16		16	
Speech Only	13		13	
TOTAL	**4098**	**290**	**4388**	

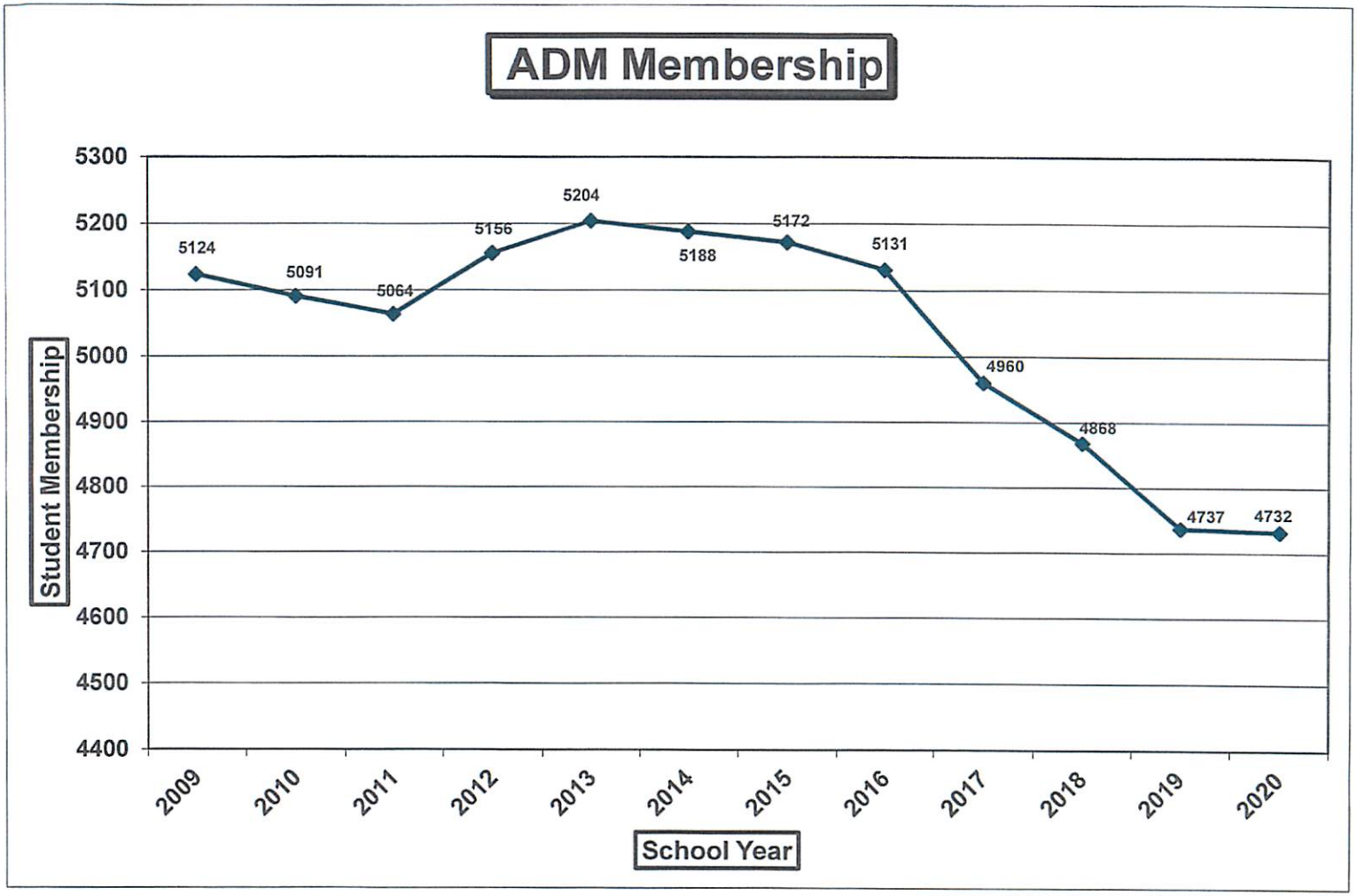
ADM Membership
Student Membership
5300
5200
5100
5000
4900
4800
4700
4600
4500
4400
5124
5091
5064
5156
5204
5188
5172
5131
4960
4868
4737
4732
2009
2010
2011
2012
2013
2014
2015
2016
2017
2018
2019
2020
School Year

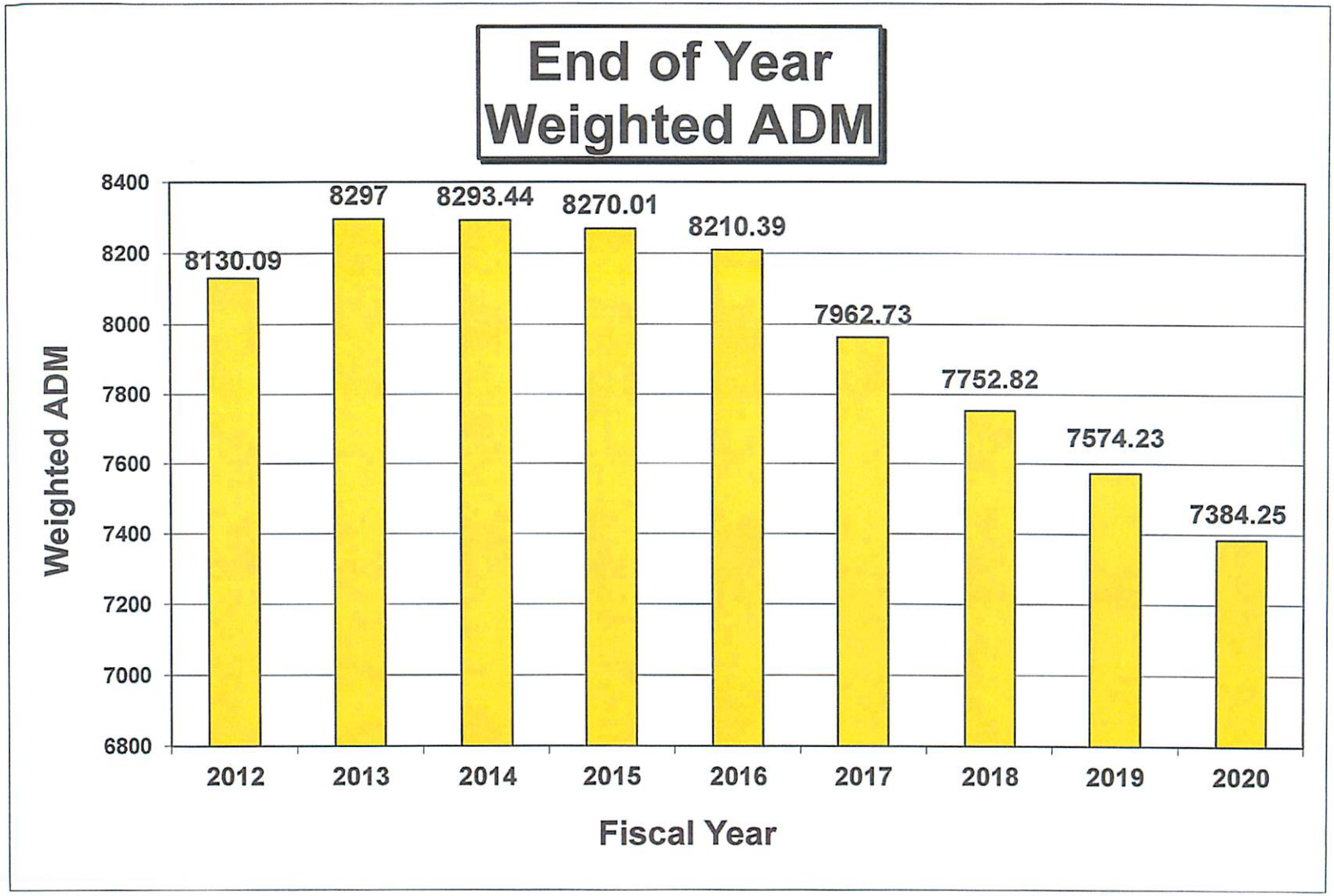
End of Year
Weighted ADM
Weighted ADM
8400
8200
8000
7800
7600
7400
7200
7000
6800
8130.09
8297
8293.44
8270.01
8210.39
7962.73
7752.82
7574.23
7384.25
2012
2013
2014
2015
2016
2017
2018
2019
2020
Fiscal Year

PONCA CITY PUBLIC SCHOOLS

VALUATION TRENDS

Year	Valuations	Difference
FY 1999	$ 162,837,067.00	
FY 2000	$ 165,663,545.00	$ 2,826,478.00
FY 2001	$ 167,260,872.00	$ 1,597,327.00
FY 2002	$ 166,515,995.00	$ (744,877.00)
FY 2003	$ 193,495,999.00	$ 26,980,004.00
FY 2004	$ 201,877,932.00	$ 8,381,933.00
FY 2005	$ 189,157,652.00	$ (12,720,280.00)
FY 2006	$ 192,942,742.00	$ 3,785,090.00
FY 2007	$ 215,989,486.00	$ 23,046,744.00
FY 2008	$ 251,828,755.00	$ 35,839,269.00
FY 2009	$ 249,050,907.00	$ (2,777,848.00)
FY 2010	$ 248,403,852.00	$ (647,055.00)
FY 2011	$ 243,548,624.00	$ (4,855,228.00)
FY 2012	$ 259,478,360.00	$ 15,929,736.00
FY 2013	$ 260,562,352.00	$ 1,083,992.00
FY 2014	$ 263,657,574.00	$ 3,095,222.00
FY 2015	$ 268,458,840.00	$ 4,801,266.00
FY 2016	$ 273,184,094.00	$ 4,725,254.00
FY 2017	$ 280,863,949.00	$ 7,679,855.00
FY 2018	$ 283,654,221.00	$ 2,790,272.00
FY 2019	$ 287,002,868.00	$ 3,348,647.00
FY 2020	$ 311,847,485.00	$ 24,844,617.00
FY 2021	$ 312,635,396.00	$ 787,911.00

TAX LEVY COMPARISON

County	Fund	Tax Levy Mills 2018	Tax Levy Mills 2019	Tax Levy Mills 2020	Tax Levy Mills 2021
Kay	General 11	35.76	35.76	35.76	35.76
	Building 21	5.11	5.11	5.11	5.11
	Sinking 41	21.60	22.54	21.36	20.51
Noble	General 11	36.80	36.80	36.80	36.80
	Building 21	5.26	5.26	5.26	5.26
	Sinking 41	21.60	22.54	21.36	20.51
Osage	General 11	37.29	37.29	37.29	37.29
	Building 21	5.33	5.33	5.33	5.33
	Sinking 41	21.60	22.54	21.36	20.51

PONCA CITY PUBLIC SCHOOLS

GENERAL FUND EXPENDITURE ANALYSIS

Fiscal Year 2021

By Function - Where is money being spent?

Function / Function Title	ACTUAL FY 18	ACTUAL FY 19	ACTUAL FY 20	PROPOSED FY 21
1000 - Instruction	$ 18,991,249.97	$ 20,750,140.05	$ 21,766,580.02	$ 23,032,302.39
2000 - Support Services				
2100 - Students	$ 2,326,249.96	$ 2,518,736.17	$ 2,589,032.14	$ 2,488,368.54
2200 - Instruction	1,566,542.83	1,697,505.65	1,505,810.14	1,689,374.54
2300 - General Administration	994,899.60	933,122.27	922,833.54	974,016.59
2400 - School Administration	2,518,589.54	2,729,777.72	2,799,341.40	2,772,096.33
2500 - Central Srvcs/Business	1,764,946.42	1,823,019.27	1,978,451.73	1,878,012.06
2600 - Oper & Maint. Plant Svc	3,806,115.30	4,191,961.60	4,153,693.27	4,623,171.66
2700 - Transportation	988,353.10	1,047,855.12	1,317,386.96	1,119,391.76
Total 2000 Series	$ 13,965,696.75	$ 14,941,977.80	$ 15,266,549.18	$ 15,544,431.48
3000 - Child Nutrition	$ 10,502.46	$ 3,872.01	$ -	$ -
3300 - Community Services Oper	$ 104.00	$ 3,187.53	$87,688.20	$ 72,516.44
4000 - Facilities Acq & Constr Srvcs	$ -	$ 467,431.24	$ -	$ -
5000 - Debt Svc.	$ 228,068.98	$ 83,272.57	$72,876.04	$ 96,724.81
7000 - Other Services	$ -	$ -	$ -	$ -
8000 - Repayment	$ -	$ -	$ -	$ -
TOTAL	$ 33,195,622.16	$ 36,249,881.20	$ 37,193,693.44	$ 38,745,975.12
Fund Balance	$ 5,277,394.98	$ 5,930,683.56	$ 6,299,290.46	$ 5,694,936.92
General Fund Total	$ 38,473,017.14	$ 42,180,564.76	$ 43,492,983.90	$ 44,440,912.04

PONCA CITY PUBLIC SCHOOLS

GENERAL FUND EXPENDITURE ANALYSIS
Fiscal Year 2021

By Object - What is the money buying?

Object Title	ACTUAL FY 18	ACTUAL FY 19	ACTUAL FY 20	PROPOSED FY 21
100 - Salaries (Reg, OT, Stipends)	$ 20,760,200.69	$ 22,729,553.49	$ 23,622,189.38	$ 23,649,335.93
200 - Benefits	7,820,668.90	8,365,247.40	8,641,357.14	8,639,066.81
300 - Purchased Prof. & Tech Srvcs	599,297.89	660,872.47	653,833.11	618,314.36
400 - Purchased Property Services	285,727.27	764,511.04	293,143.21	672,030.67
500 - Other Purchased Services	729,777.73	762,046.50	823,359.21	711,349.73
600 - Supplies & Materials	2,454,771.73	2,426,429.21	2,507,176.80	3,767,891.52
700 - Property Expenses	45,414.82	223,206.70	380,879.43	447,107.45
800 - Other Objects (Dues, Registr Fees)	330,981.39	295,318.65	248,553.87	230,382.05
900 - Other Uses of Funds	168,781.74	22,695.74	23,201.29	10,496.60
TOTAL	**$ 33,195,622.16**	**$ 36,249,881.20**	**$ 37,193,693.44**	**$ 38,745,975.12**
Fund Balance	$ 5,277,394.98	$ 5,930,683.56	$ 6,299,290.46	$ 5,694,936.92
TOTAL EXPENDITURES	**$ 38,473,017.14**	**$ 42,180,564.76**	**$ 43,492,983.90**	**$ 44,440,912.04**

GENERAL FUND
Three-Year Revenue Comparison
2020-2021

Project Code	Local Sources	Actual FY2019	Actual FY2020	Proposed FY2021
000	Ad Valorem/Current Year	9,854,125.35	9,947,036.14	10,059,749.77
000	Ad Valorem/Prior Year	203,416.25	192,936.86	883,247.04
000	Rev. In Lieu of Taxes (Exempt Mfg)	220,413.76	948,870.26	935,250.48
000	Other Taxes	0.00	0.00	0.00
000	Other Tuition & Fees (Kildare)	15,308.88	19,225.28	19,784.03
1310	Interest Earnings	181,551.13	152,907.03	46,945.65
1350	Interest on Taxes (1350)	0.00	0.00	0.00
1352	Interest on Taxes (1352)	3,597.23	5,822.10	270.52
1390	Other Earnings on Investments	22.30	0.00	0.00
000	Rental of School Facility	2,539.06	1,920.00	660.00
000	Rental of Non-School Facility		300.00	0.00
001	Sale of Building	4,000.00	0.00	0.00
001	Sale of Equipment	228.75	1,543.39	160.75
1460	Commissions (Logo Agreements)	2,075.00	632.00	1,477.00
000	Damage to School Prop	798.99	342.00	1,793.50
004	Insurance Loss/Recovers	0.00	0.00	153,825.50
000	Custodial Services/Utilities	1,165.00	976.41	0.00
000	Extracurricular Trans.	4,918.00	1,205.80	0.00
000	Misc. Reimbursement	24,305.30	18,613.19	26,369.66
000	Refund for Prior Year	43,500.53	110,424.49	24,501.90
000	Misc. Revenue	8,065.57	14,145.32	5,186.78
007	Fingerprints	4,480.00	1,690.00	3,525.00
060	Lost Textbooks	1,990.71	961.58	1,771.62
	Total Local Sources	**$ 10,576,501.81**	**$ 11,419,551.85**	**$ 12,164,519.20**

Project Code	Intermediate Sources	Actual FY2019	Actual FY2020	Proposed FY2021
000	County 4-Mill Tax	1,314,986.15	1,350,888.32	1,413,370.85
000	County/Mortgage Tax	93,243.91	118,532.16	140,429.69
000	Resale of Property	21,044.30	22,382.18	0.00
	Total Intermediate Sources	**$ 1,429,274.36**	**$ 1,491,802.66**	**$ 1,553,800.54**

GENERAL FUND
Three-Year Revenue Comparison
2020-2021

Project Code	State Sources	Actual FY2019	Actual FY2020	Proposed FY2021
000	Gross Production Tax	264,081.90	165,383.00	85,992.71
000	Motor Vehicle	1,879,768.34	2,199,534.70	1,858,895.36
000	REA Tax	54,183.92	53,503.04	53,197.60
000	State School Land Earning	711,516.40	616,586.40	648,474.21
000	Vehicle Tax Stamp	5,632.25	5,102.95	5,368.04
000	State Aid	14,267,968.00	13,986,521.00	11,678,526.11
000	State Land Reimbursement	102.45	103.86	105.05
312	National Board Certification	50,100.00	40,000.00	24,750.00
331	Ed. Flex Comp - Certified	41,826.00	47,123.96	43,777.88
332	Ed Flex Comp - Support	229,858.20	218,458.90	197,470.14
333	Textbooks	228,904.99	222,259.36	218,148.85
334	Ed. Flex Ben - Certified	2,189,232.00	2,216,004.00	2,244,339.60
335	Ed. Flex Ben - NonCertified	1,221,329.70	1,270,249.20	1,223,177.40
361	ACE Technology	24,416.49	12,735.66	12,715.83
367	Reading Sufficiency Act (RSA)	49,558.08	76,459.80	81,296.25
388	Alt Ed Grant	142,564.73	155,869.88	141,699.80
000	Miscellaneous State Revenue (new bus)		50,502.50	0.00
411	Comp Vo-Tech Salary Reimb	21,220.00	25,320.00	21,440.00
412	Incentive Assistant Grants	60,208.00	82,800.00	79,323.00
469	VO-AG - Lottery Grant		11,881.00	0.00
469	BMITE - Lottery Grant		14,894.73	9,492.56
469	FACS - Lottery Grant		8,588.85	0.00
	Total State Sources	**$ 21,442,471.45**	**$ 21,479,882.79**	**$ 18,628,190.39**

GENERAL FUND
Three-Year Revenue Comparison
2020-2021

AUGUST 2021

Project Code	Federal Sources	Actual FY2019	Actual FY2020	Proposed FY2021
421	Carl Perkins	44,733.02	55,842.74	53,614.48
456	Rehabilitation Services	20,837.00	16,709.75	14,992.25
511	Title I - Basic	1,397,187.06	1,103,019.78	1,543,823.12
515-125	Title I - School Support-Garfield/Liberty/Lincoln	28,000.00	0.00	0.00
541	Title II, Part A - Teacher/Principal	185,519.67	170,818.66	242,810.36
552	Title IV LEAs Formula	35,581.58	16,975.43	127,533.39
561	Title VI, Part A - Indian Ed	197,643.00	208,607.00	369,463.62
571	Title III, Part A - Immigrant Education			0.00
572	Title III, Part A - English Lang	24,863.92	20,777.55	3,150.00
587	Title V, Part B - Rural & Low Income	95,973.31	100,445.12	127,913.30
591-592	Title VII - Impact Aid	116,163.23	81,211.52	85,825.00
613	IDEA-B Categorical: Prof Dev - OSDE	0.00	4,169.59	2,571.03
615	Spec Ed -Orif /dev - District	0.00	15,157.43	10565.75
617	CARES / Special Ed		0.00	21,568.12
621	IDEA-B Flow Through/Spc Ed	1,120,898.65	967,731.28	1,845,738.28
625	IDEA-B Private School	0.00	23,787.62	0.00
641	Preschool 3-5 - Trng Skills Lab	18,015.42	24,604.31	46,363.89
642	Private Early Childhood		1,950.80	0.00
770	In Lieu of Public Housing	12,967.59	13,027.65	14,303.50
775	Title VII, Flood Control	1,913.35	1,960.51	2,371.27
786	Consolidated Admin Funds	0.00	0.00	0.00
788	CARES Act		0.00	849,415.37
789	CARES Act Incentive Grant			274,621.54
793	CARES II			0.00
	Total Federal Sources	**$ 3,300,296.80**	**$ 2,826,796.74**	**$ 5,636,644.27**

GENERAL FUND
Three-Year Revenue Comparison
2020-2021

AUGUST 2021

Non Revenue	Actual FY2019	Actual FY2020	Proposed FY2021
Cash/Change	0.00	0.00	0.00
Child Nutrition Program	2,693.27	3,763.21	2,377.93
Activity Fund Reimburse	47,240.44	79,882.00	896.35
Misc Revenue	74,276.45	97,648.73	77,077.70
Correcting Entry	16,356.29	15,372.70	9,418.40
Total Non-Revenue Sources	$ 140,566.45	$ 196,666.64	$ 89,770.38

TOTAL SOURCES	Actual FY2019	Actual FY2020	Proposed FY2021
LOCAL SOURCES	10,576,501.81	11,419,551.85	12,164,519.20
INTERMEDIATE SOURCES	1,429,274.36	1,491,802.66	1,553,800.54
STATE SOURCES	21,442,471.45	21,479,882.79	18,628,190.39
FEDERAL SOURCES	3,300,296.80	2,826,796.74	5,636,644.27
NON-REVENUE	140,566.45	196,666.64	89,770.38
SUB-TOTAL	36,889,110.87	37,414,700.68	38,072,924.78
PRIOR YEAR LAPSED	10,493.41	142,635.35	64,191.87
ESTOPPED WARRANTS	3,565.50	4,964.31	4,504.93
INTER-FUND TRANSFER			
CASH FORWARD	5,277,394.98	5,930,683.56	6,299,290.46
TOTAL SOURCES	$ 42,180,564.76	$ 43,492,983.90	$ 44,440,912.04

PONCA CITY SCHOOLS
BUILDING FUND (FUND 21)
EXPENDITURES
FY 2020-2021

EXPENDITURES BY FUNCTION

Function	Function Title	ACTUAL 2016-2017	ACTUAL 2017-2018	ACTUAL 2018-2019	ACTUAL 2019-2020	PROPOSED 2020-2021
1000	Instruction	$ -	$ -	$ 66,342.05	$ -	$ -
2100	Support Services - Students	-	-	14,886.18	12,500.00	15,000.00
2300	General Administration	53,200.00	63,088.00	-	-	39,646.00
2500	Central Services	-	-	-	3,000.00	3,000.00
2600	Oper & Maint. Plant Services	662,028.40	881,276.66	845,879.14	524,118.79	1,076,868.76
2700	New Buses					-
4200	Land Acquisition Services	43,018.46	113,282.46	3,000.00	-	-
4300	Land Improvement Services	393,029.29	189,171.80	204,392.02	4,749.00	9,797.74
4400	Architecture & Engineering Srvcs	24,929.64	3,704.03	-	-	85,941.65
4600	Building Acquistion/Construction	-	-	-	-	-
4700	Building Improvement Services	114,877.23	671,330.46	3,835,825.26	4,420,970.06	571,962.33
5200	Fund Transfer	47,193.02	52,048.98	-	63,365.13	64,466.38
5600	Correcting Entry	836.53	1,194.95	670.12	-	-
	SUB TOTAL	1,339,112.57	1,975,097.34	4,970,994.77	5,028,702.98	1,866,682.86
	Projected Fund Balance	1,546,050.15	1,034,951.56	1,413,146.58	1,256,127.75	1,099,508.21
	TOTAL EXPENDITURES	$2,885,162.72	$3,010,048.90	$6,384,141.35	$ 6,284,830.73	$ 2,966,191.07

PONCA CITY SCHOOLS
BUILDING FUND (FUND 21)
REVENUE
FY 2020-2021

REVENUE BY FUNCTION

Function	Function Title	ACTUAL 2016-2017	ACTUAL 2017-2018	ACTUAL 2018-2019	ACTUAL 2019-2020	PROPOSED 2020-2021
1110	Ad Valorem (Current Year)	$1,371,503.22	$1,391,686.23	$ 1,408,133.47	$ 1,421,410.65	$ 1,437,517.56
1120	Ad Valorem (Prior Year)	20,147.53	32,139.21	29,065.39	27,570.26	126,213.86
1130	Rev in Lieu of Taxes	38,157.14	31,858.09	31,496.59	135,590.90	133,644.68
1190	Other Taxes	-	-	-	-	-
1310	Interest Earnings	-	-	-	-	-
1351	Earnings of Int on Protested Taxes	-	-	-	-	-
1352	Earnings of Int on Unappro Taxes	244.70	-	-	-	-
1410	Rental of School Facilities	-	-	-	-	-
1420	Rental of Non-School Facilities	5,848.00	5,606.00	7,548.00	5,552.00	3,564.00
1430	Sales of Bldgs &/or Real Estate	-	-	-	-	
1440	Sales of Equip, Srvcs, Mat'ls	-	-	-	-	-
1493	Resale-Industry Training	-	-	-	-	-
1510	Insurance Loss Recoveries	9,953.00	-	3,842,349.44	3,269,464.99	-
1530	Damages to School Property	-	-	-	-	-
1570	Custodian Srvcs & Utilities	-	-	-	-	-
1795	Rebates/Refunds	96,553.88	-	-	-	-
1680	Refund Prior Yr Expenditures	-	-	-	-	-
3620	State Land Reimbursement	14.88	15.10	14.64	14.85	15.00
4130	Impact Aid	-	-	-	-	-
4161	In Lieu of Taxes	-	-	-	-	-
5150	Debt Service	-	-	-	-	-
5190	Non-Revenue Receipts	-	-	-	-	-
5600	Correcting Entry	836.53	1,194.95	670.12	-	-
6110	Cash Forward	1,326,296.54	1,546,050.15	1,034,951.56	1,413,146.58	1,256,127.75
	Lapsed Appro & Est. Warrants	15,607.30	1,499.17	29,912.14	12,080.50	9,108.22
	TOTAL REVENUE	$2,885,162.72	$3,010,048.90	$6,384,141.35	$6,284,830.73	$ 2,966,191.07

PONCA CITY SCHOOLS
CHILD NUTRITION (FUND 22)
EXPENDITURES
FY 2020-2021

EXPENDITURES BY FUNCTION

Function	Function Title	ACTUAL 2016-2017	ACTUAL 2017-2018	ACTUAL 2018-2019	ACTUAL 2019-2020	PROPOSED 2020-2021
2573	Inservice Trng	$0.00	$0.00	$0.00	$0.00	$0.00
3110	Food Pro Srvcs (A la Carte)	160,284.77	46,752.33	54,370.80	50,711.26	35,579.93
3120	Food Prep & Disp Srvcs	1,338,541.42	1,411,070.14	1,365,569.38	1,255,668.08	1,233,932.44
3130	Food & Supplies Delivery Srvc	198,293.16	184,147.72	181,024.06	160,647.34	182,589.47
3140	Other Direct/Related CNP	298,338.05	339,968.12	357,547.95	371,067.64	308,825.24
3150	Food Procurement Srvc-Reimb M	1,058,173.65	1,007,915.65	994,967.87	964,985.52	778,335.76
3155	Food Procurment Srvc - Adult	36,808.19	28,603.45	22,674.16	15,568.21	8,019.30
3160	Nonreimbursable Srvc	0.00	0.00	0.00	0.00	0.00
3180	Nutrition Education	1,341.65	1,179.41	8,645.24	64.80	0.00
3190	Other CNP Operations	73,735.03	69,756.16	75,277.00	79,594.17	25,561.49
3200	Enterprise Operations	0.00	0.00	0.00	0.00	0.00
5200	Fund Transfers	3,917.49	1,790.00	3,990.94	5,153.21	3,767.93
5300	Clearing Account	0.00	0.00	0.00	0.00	0.00
5600	Correction Entry	2,869.18	1,867.29	3,177.33	3,048.43	3,236.70
8900	Other Refunds	0.00	0.00	0.00	0.00	0.00
	SUB TOTAL	3,172,266.53	3,093,050.27	3,067,244.73	2,906,508.66	2,579,848.26
	Projected Fund Balance	576,990.13	475,427.44	438,409.36	328,594.80	625,197.49
	TOTAL EXPENDITURES	$3,749,292.72	$3,568,477.71	$3,505,654.09	$3,235,103.46	$3,205,045.75

PONCA CITY SCHOOLS
CHILD NUTRITION (FUND 22)
REVENUE
FY 2020-2021

REVENUE BY FUNCTION

Function	Function Title	ACTUAL 2016-2017	ACTUAL 2017-2018	ACTUAL 2018-2019	ACTUAL 2019-2020	PROPOSED 2020-2021
1440	Sales of Equipment/Services/Materials	$ -	$ -	$ -	$ -	$ -
1510	Insurance Loss Recoveries	-	-	-	-	-
1530	Damages to School Property	0.00	0.00	0.00	0.00	0.00
1590	Misc. Reimbursements	0.00	8.67	0.00	50.00	36.78
1610	Contributions/Donations from Private Sources	0.00	0.00	0.00	10,000.00	0.00
1680	Refund Prior Year Expenses	559.90	4,255.97	1,755.40	2,583.33	993.02
1690	Misc Revenue	0.00	0.00	0.00	0.00	0.00
1710	Student Lunches/Breakfast	441,487.20	421,332.13	445,959.11	350,497.77	2,187.00
1720	A La Carte Foods/Beverages	126,454.70	108,034.22	121,154.35	105,029.28	62,920.08
1730	Adult Lunches/Breakfast	41,808.41	40,291.00	29,321.71	27,047.72	32,541.85
1740	Summer Food Service Adults	280.00	63.75	176.25	0.00	0.00
1760	Contract Meals	46,191.65	51,198.97	52,578.64	37,486.09	35,227.58
1790	Other District Revenue	0.00	0.00	0.00	0.00	87.50
1791	Special Functions	0.00	0.00	0.00	0.00	0.00
1792	Gifts & Donations	0.00	0.00	0.00	0.00	0.00
1794	Commodity Rebate	0.00	0.00	0.00	0.00	0.00
1795	Promotional Rebate	306.25	679.65	907.08	1,620.04	2,024.87
1796	Sales/Food/Supplies/Surplus	0.00	0.00	0.00	0.00	0.00
3250	Flexible Benefit Allowance	329,345.93	386,296.15	372,249.27	355,153.49	344,027.97
3710	State Reimbursement	0.00	0.00	0.00	0.00	0.00
3720	State Matching	30,339.39	27,434.45	24,017.09	27,178.82	27,857.84
4710	Federal Lunch Reimbursement	1,556,663.42	1,490,659.26	1,489,536.36	1,355,783.49	8,482.56
4720	Federal Brkfast Reimbursement	465,441.97	442,889.29	458,949.28	456,909.90	0.00
4740	Summer Food Srvc Program	8,350.68	12,535.42	13,179.66	46,101.77	2,351,926.88
4770	ARRA-Equipment Assistance Grant-CNP	0.00	0.00	0.00	0.00	0.00
5120	Cash or Change	1,390.00	1,590.00	1,490.00	1,390.00	1,390.00
5150	CN Program	0.00	0.00	0.00	0.00	0.00
5160	Activity Fund Reimbursement	278.59	2,351.36	5,975.03	1,069.77	219.00
5190	Miscellaneous Revenue Transferred	0.00	0.00	1,667.36	0.00	0.00
5300	Insufficient Checks	0.00	0.00	0.00	0.00	0.00
5600	Correcting Entry	2,869.18	1,867.29	3,177.33	3,048.43	3,236.70
6110	Cash Forward	686,901.02	576,990.13	475,427.44	438,409.36	328,594.80
6140	Estopped Warrants	0.00	0.00	104.20	98.95	134.61
	Lapsed Appro & Est. Warrants	10,624.43	0.00	8,028.53	15,645.25	3,156.71
	TOTAL REVENUE	$3,749,292.72	$3,568,477.71	$ 3,505,654.09	$ 3,235,103.46	$ 3,205,045.75

PONCA CITY SCHOOLS
SINKING FUND (FUND 41)
REVENUE
FY 2020-2021

REVENUE BY FUNCTION

Function	Function Title	ACTUAL 2016-2017	ACTUAL 2017-2018	ACTUAL 2018-2019	ACTUAL 2019-2020	PROPOSED 2020-2021
1110	Ad Valorem (Current Year)	$ 5,765,640.71	$ 5,877,435.69	$ 6,205,704.43	$5,936,133.40	$ 5,764,274.44
1120	Ad Valorem (Prior Year)	83,218.99	135,258.01	122,367.25	120,162.73	528,286.60
1130	Rev in Lieu of Taxes	160,449.27	134,590.34	138,699.85	566,814.06	536,419.75
1190	Other Taxes	-	-	-	-	-
1330	Premium On Bonds Sold	-	-	-	-	
1340	Accrued Interest on Bond Sales	928.34	18,203.54	155.44	1,392.71	1,091.26
1351	Earnings of Int on Protested Taxes	-	-	-	-	-
1352	Earnings of Int on Unappro Taxes	1,029.55	-	-	-	-
1493	Resale-Industry Training	-	-	-	-	-
3160	State Land Reimbursement	-	-	-	-	-
3620	State Land Reimbursement	62.58	63.63	64.44	61.91	60.11
4161	In Lieu of Taxes	-	-	-	-	-
5111	Premium On Bonds Sold				13,059.35	20,242.00
6110	Cash Forward	3,214,481.28	3,305,338.22	3,410,616.93	4,509,766.25	3,522,555.41
	TOTAL REVENUE	**$ 9,225,810.72**	**$ 9,470,889.43**	**$ 9,877,608.34**	**$11,147,390.41**	**$ 10,372,929.57**

EXPENDITURES BY FUNCTION

Bond & Interest Payments/Judgement	$5,920,472.50	$6,060,272.50	$5,367,842.09	$7,624,835.00	$ 6,609,662.50
	$5,920,472.50	$6,060,272.50	$5,367,842.09	$7,624,835.00	$ 6,609,662.50
PROJECTED FUND BALANCE	$3,305,338.22	$3,410,616.93	$ 4,509,766.25	$3,522,555.41	$ 3,763,267.07

PONCA CITY SCHOOLS
GIFTS & ENDOWMENTS FUND (FUND 81)
REVENUE & EXPENDITURES
FY 2020-2021

REVENUE BY FUNCTION

Function	Function Title	ACTUAL 2016-2017	ACTUAL 2017-2018	ACTUAL 2018-2019	ACTUAL 2019-2020	PROPOSED 2020-2021
1310	Interest Earnings	$ 1,979.68	$ 4,715.32	$ 8,843.50	$ 4,613.52	$ 251.49
1610	Contributions/Donations	259,336.18	204,795.50	155,081.92	153,297.92	70,263.50
1680	Refund Prior Year Expenditures	-	-	-	1,199.99	
5160	Activity Fund Reimbursement	-	-	-	-	1,429.95
5190	Miscellaneous Revenue Transf	-	-	-	-	119.00
5600	Correcting Entry	-	323.97	114.00	14.28	625.50
6110	Balance Forward	823,168.34	836,372.09	715,719.19	620,035.98	657,335.23
6130	Lapsed Appro & Est. Warrants	-	-	-	-	-
	TOTAL REVENUE	**$ 1,084,484.20**	**$ 1,046,206.88**	**$ 879,758.61**	**$ 779,161.69**	**$ 730,024.67**

EXPENDITURES

	Total Checks	$ 248,112.11	$ 330,487.69	$ 259,722.63	$ 121,826.46	$ 146,213.83
	Open Encumbrances	$ -	$ -	$ -	$ -	$ 3,797.76
	TOTAL EXPENDITURES	**$ 248,112.11**	**$ 330,487.69**	**$ 259,722.63**	**$ 121,826.46**	**$ 150,011.59**
	BALANCE FORWARD	**$ 836,372.09**	**$ 715,719.19**	**$ 620,035.98**	**$ 657,335.23**	**$ 580,013.08**

2020-21 GIFTS & ENDOWMENTS

		BEGINNING BALANCE 7/1/2020	Revenue	Expenses		251.49	ENDING BALANCE 6/30/2021
	ACCOUNT						
200	ONE TIME SCHOLARSHIPS/TRANSFERS/CLOSED ACCTS						
201	FB SCHOLARSHIP	$ 3,301.14			3,301.14	1.43	3,302.57
202	CHARLES CUNNING	14,563.75		1,000.00	13,563.75	5.88	13,569.63
203	ROBERT LEMBKE	4,565.76		1,000.00	3,565.76	1.55	3,567.31
204	CLARENCE BUTCHER	17.39			17.39	0.01	17.40
205	M.J. SPRADLIN	7,948.64			7,948.64	3.45	7,952.08
206	GEORGE HANGGI	10,341.73			10,341.73	4.49	10,346.22
207	GOLDENSTERN/TEMPLE	4,314.08		1,000.00	3,314.08	1.44	3,315.52
209	HOMER LUTHER	1,168.06			1,168.06	0.51	1,168.56
210	ONE-TIME GIFTS	18,766.97	5,750.00		24,516.97	10.64	24,527.60
	DISTRICT	26,288.62	1,517.50	9,244.81	18,561.31	8.05	18,569.36
	DISTRICT FOOD FOR STUDENTS	999.77			999.77	0.43	1,000.20
	DISTRICT AE, PK, ELL,MCH	115.81			115.81	0.05	115.86
	DISTRICT/TREAS/SB MGMT	3,487.78			3,487.78	1.51	3,489.29
	ADMINISTRATION	4,271.53			4,271.53	1.85	4,273.38
	ADMIN/TRANSFER	2,206.62			2,206.62	0.96	2,207.58
	MAINTENANCE/CROSSING GUARDS					-	-
	GARFIELD	2,007.78		1,495.20	512.58	0.22	512.80
	LIBERTY	1,535.78			1,535.78	0.67	1,536.45
	LINCOLN	844.55		91.60	752.95	0.33	753.27
	ROOSEVELT	1,986.21			1,986.21	0.86	1,987.07
	ROOSEVELT-TERI WILSON	1,202.54		346.25	856.29	0.37	856.66
	ROOSEVELT BROOKE WILLIAMS	719.88			719.88	0.31	720.19
	TROUT	292.20			292.20	0.13	292.33
	WASHINGTON Pre-K	62.23			62.23	0.03	62.26
	WOODLANDS	1,974.55			1,974.55	0.86	1,975.40
	TEEN PEP	1,342.22			1,342.22	0.58	1,342.80
	ALTERNATIVE SCHOOL	84.49			84.49	0.04	84.52
	WEST MIDDLE SCHOOL	1,011.72			1,011.72	0.44	1,012.16
	WALDEN UNIVERISTY	1,639.20			1,639.20	0.71	1,639.91
	EAST MIDDLE SCHOOL	3,507.01		3,507.01		-	-
	SENIOR HIGH-BITE PROGRAM	510.82			510.82	0.22	511.04
	SENIOR HIGH DONATION		200.00	200.00	-	-	-
211	FUTURE EDUCATOR SCHOLARSHIP	1,959.99			1,959.99	0.85	1,960.84
212	FRANCES CATRON	11,455.12		1,000.00	10,455.12	4.54	10,459.65
214	PETE LONG	6,689.25		1,000.00	5,689.25	2.47	5,691.72
215	MIKE SELF (Future Educator)	0.00			0.00	0.00	0.00
217	FFA/SH/FRAZIER/NRA	-	4,134.00	4,130.80	3.20	0.00	3.20
219	JETTIE DENMARK	95,060.29		300.14	94,760.15	41.11	94,801.26
220	OPEN	-			-	-	-
222	JIM & MARY BARNES FOUNDATION	145.72			145.72	0.06	145.78
223	LINCOLN SHARE THE DREAM GRANT	666.01			666.01	0.29	666.30
225	TEACHER OF THE YEAR BANQUET	959.15			959.15	0.42	959.57
226	PO-HI ALUMNI CHORALE	6,401.57	5,250.00	1,639.56	10,012.01	4.34	10,016.35
227	ELMA ILES ROBSON ESTATE	8,566.95			8,566.95	3.72	8,570.67
228	KEEP HOPE ALIVE/JUDY RANDOUR	1,007.07		1,000.00	7.07	0.00	7.07
230	P66 CURRICULUM		40,000.00	40,000.00	-	-	-
231	CARTERS RUN	2,043.28			2,043.28	0.89	2,044.17
232	CLASS OF '68 SCHOLARSHIP (P CONNELLY)	2,043.28			2,043.28	0.89	2,044.17
235	BREWER FAMILY	-			-	-	-
	PRE-K	3,799.01		200.00	3,599.01	1.56	3,600.57
	GARFIELD	5,091.78			5,091.78	2.21	5,093.99
	LIBERTY	5,060.74			5,060.74	2.20	5,062.94
	LINCOLN	3,764.74			3,764.74	1.63	3,766.37
	ROOSEVELT	5,108.20			5,108.20	2.22	5,110.41
	TROUT	5,108.20			5,108.20	2.22	5,110.41
	UNION	5,108.20			5,108.20	2.22	5,110.41
	WOODLANDS	4,902.89		65.07	4,837.82	2.10	4,839.92
	WMS	4,422.34		592.97	3,829.37	1.66	3,831.03
	EMS	5,108.20			5,108.20	2.22	5,110.41
	SR. HIGH	3,954.66			3,954.66	1.72	3,956.38

2020-21 GIFTS & ENDOWMENTS							
		BEGINNING BALANCE 7/1/2020					ENDING BALANCE 6/30/2021
	WILDCAT	4,136.01		452.67	3,683.34	1.60	3,684.93
236	BREWER FAMILY	-			-	-	-
	PRE-K	5,035.34			5,035.34	2.18	5,037.52
	GARFIELD	5,035.34		2,277.24	2,758.10	1.20	2,759.30
	LIBERTY	4,521.60			4,521.60	1.96	4,523.57
	LINCOLN	5,035.34			5,035.34	2.18	5,037.52
	ROOSEVELT	5,035.34			5,035.34	2.18	5,037.52
	TROUT	5,035.34			5,035.34	2.18	5,037.52
	UNION	5,035.34			5,035.34	2.18	5,037.52
	WOODLANDS	5,035.34			5,035.34	2.18	5,037.52
	WMS	5,035.34			5,035.34	2.18	5,037.52
	EMS	5,035.34		1,799.99	3,235.35	1.40	3,236.75
	SR. HIGH	5,035.34	1,429.95	4,893.23	1,572.06	0.68	1,572.74
	WILDCAT	805.93		805.93	-	-	-
237	PCPS FOUNDATION	2,671.77		1,924.50	747.27	0.32	747.59
238	ROBOTICS	41,390.45		15,879.31	25,511.14	11.06	25,522.20
244	CHARLIE HEDGCOTH MEMORIAL SCHOLARSHIP	0.00	150.00		150.00	0.07	150.07
245	KELLEY CHANEY MEMORIAL	5,029.81			5,029.81	2.18	5,031.99
246	STEPHEN ELLENWOOD MEMORIAL SCHOLARSHIP	1,107.78			1,107.78	0.48	1,108.26
248	HOWELL AUDITORIUM	100.71			100.71	0.04	100.75
253	KAY & BOBBIE MOTZ SCHOLARSHIP	640.83			640.83	0.28	641.11
254	MOLLY KELLY MEMORIAL	3,395.75			3,395.75	1.47	3,397.22
257	PC HALL OF FAME	15,428.49	100.00	5,000.00	10,528.49	4.57	10,533.06
258	SANTA'S CAUSE	358.07			358.07	0.16	358.23
259	PHILLIPS66 - SCIENCE KITS	38,629.03	256.50	14,029.29	24,856.24	10.78	24,867.02
260	ALTA SANDERS: FIGHT AGAINST HUNGER	572.12			572.12	0.25	572.37
265	PC FOUNDATION (MASKS)					-	-
	PRE-K		1,000.00	675.54	324.46	0.14	324.60
	GARFIELD		1,000.00	313.74	686.26	0.30	686.56
	LIBERTY		1,000.00	993.95	6.05	0.00	6.05
	LINCOLN		1,000.00	251.80	748.20	0.32	748.52
	ROOSEVELT		1,000.00	477.00	523.00	0.23	523.23
	TROUT		1,000.00	999.94	0.06	0.00	0.06
	UNION		1,000.00	504.51	495.49	0.21	495.70
	WOODLANDS		1,000.00	998.26	1.74	0.00	1.74
	WMS		1,000.00	999.00	1.00	0.00	1.00
	EMS		1,000.00	985.37	14.63	0.01	14.64
	SR. HIGH		1,000.00		1,000.00	0.43	1,000.43
	WILDCAT		1,000.00	269.85	730.15	0.32	730.47
267	CLASS OF '38 REUNION	1,048.65			1,048.65	0.45	1,049.10
268	CLASS OF 1963 SCHOLARSHIP (KEM GROUP)	2,780.52			2,780.52	1.21	2,781.73
269	JERRY JANTZ MEMORIAL SCHOLARSHIP	0.00	650.00		650.00	0.28	650.28
270	PO-HI CLASS 2008 (Future Educator)					-	-
271	CLASS OF 1959 SCHOLARSHIP	1,510.60		1,510.60		-	-
273	P66/ENGAGE	122.38		122.38		-	-
274	PHILLIPS66	14,343.85			14,343.85	6.22	14,350.07
277	CLASS OF 1959 SCHOLORSHIP	8,857.10		5,989.40	2,867.70	1.24	2,868.95
280	CLASS OF 1966 REUNION	0.71			0.71	0.00	0.71
285	CHARLES & CARRIE HUBER	102,603.62		2,000.00	100,603.62	43.64	100,647.27
288	CLASS OF '63 SCHOLARSHIP	7,699.10	1,000.00	1,000.00	7,699.10	3.34	7,702.44
289	DELBERT CARLILE MEMORIAL	15,002.23		1,500.00	13,502.23	5.86	13,508.09
293	PARENTAL INVOLVEMENT GRANT	6,813.16		288.00	6,525.16	2.83	6,527.99
295	P66 STEM	17,906.14		15,256.68	2,649.46	1.15	2,650.61
	TOTALS	$ 657,335.22	$ 72,437.95	$ 150,011.59	$ 579,761.58	$ 251.48	$ 580,013.08
	Outstanding FY20 Payments	$ 187.67					$ 22,118.71
		$ 657,522.89					$ 602,131.79
	OPEN ENCUMBRANCES						$ 3,797.76
	Total Cash in Bank as of June 30, 2021						$ 605,929.55

PONCA CITY PUBLIC SCHOOLS
2020-2021 Instructional Budget
No Carryover from FY20
NOVEMBER 2020
(Based on October 1 Student Count from the WAVE)

SCHOOL	$$ ALLOCATED	# OF STUDENTS	TOTAL BUDGET
WASHINGTON PRE-K CENTER			
Pre-Kindergarten	$30	227	$6,810.00
2019-20 c/o TBD October			$0.00
Total Instructional Budget			$6,810.00
Library P-K	$12	227	$2,724.00
GARFIELD			
K - 5	$30	172	$5,160.00
K-5 MUSIC ONLY	$2	172	$344.00
2019-20 c/o TBD October			$0.00
Total Instructional Budget			$5,504.00
Library K-5	$12	172	$2,064.00
LIBERTY			
K - 5	$30	211	$6,330.00
K-5 MUSIC ONLY	$2	211	$422.00
2019-20 c/o TBD October			$0.00
Total Instructional Budget			$6,752.00
Library K-5	$12	211	$2,532.00
LINCOLN			
K - 5	$30	341	$10,230.00
K-5 MUSIC ONLY	$2	341	$682.00
2019-20 c/o TBD October			$0.00
Total Instructional Budget			$10,912.00
Library K-5	$12	341	$4,092.00

SCHOOL	$$ ALLOCATED	# OF STUDENTS	TOTAL BUDGET
ROOSEVELT			
K - 5	$30	277	$8,310.00
K-5 MUSIC ONLY	$2	277	$554.00
2019-20 c/o TBD October			$0.00
Total Instructional Budget			$8,864.00
Library K-5	$12	277	$3,324.00
TROUT			
K - 5	$30	257	$7,710.00
K-5 MUSIC ONLY	$2	257	$514.00
2019-20 c/o TBD October			$0.00
Total Instructional Budget			$8,224.00
Library K-5	$12	257	$3,084.00
UNION			
K - 5	$30	265	$7,950.00
K-5 MUSIC ONLY	$2	265	$530.00
2019-20 c/o TBD October			$0.00
Total Instructional Budget			$8,480.00
Library K-5	$12	265	$3,180.00
WOODLANDS			
K - 5	$30	283	$8,490.00
K-5 MUSIC ONLY	$2	283	$566.00
2019-20 c/o TBD October			$0.00
Total Instructional Budget			$9,056.00
Library K-5	$12	283	$3,396.00

SCHOOL	$$ ALLOCATED	# OF STUDENTS	TOTAL BUDGET
WEST MIDDLE SCHOOL			
Grades 6 - 7	$30	699	$20,970.00
MUSIC for both grades	$2	699	$1,398.00
2019-20 c/o TBD October			$0.00
Total Instructional Budget			$22,368.00
Library	$12	699	$8,388.00
EAST MIDDLE SCHOOL			
Grade 8	$30	333	$9,990.00
MUSIC - 8th Grade	$2	333	$666.00
2019-20 c/o TBD October			$0.00
Total Instructional Budget			$10,656.00
Library	$12	333	$3,996.00
HIGH SCHOOL			
Grades 9 - 12	$30	1,192	$35,760.00
MUSIC - Grades 9 - 12	$2	1,192	$2,384.00
2019-20 c/o TBD October			$0.00
Total Instructional Budget			$38,144.00
(excludes MCH/Share/WCA)			
Library ($12/first 1,000 students)	$12	1,000	$12,000.00
Library ($6/over 1,000 students)	$6	192	$1,152.00
			$13,152.00
TEEN PEP & WILDCAT ACADEMY			
Grades 7 - 12	$30	104	$3,120.00
2019-20 c/o TBD October			$0.00
Total Instructional Budget			$3,120.00
~~Based on 115 students @ WCA and 15 students at Teen Pep~~			
Library	$12	104	$1,248.00

Ponca City Public Schools Budget
General Fund 11
FY 2020-2021

Project Code	Project Name	Responsible Sponsor	FY20 EXPENDITURES	FY20 APPROPRIATIONS	FY21 ENCUMBRANCES AS OF 6/30/21	PROPOSED Appropriation FY21	Comments
	District General Funds						
000	General Fund Cost	Brenda Storie	$ 22,542,014.57	$ 19,527,385.55	$ 21,972,306.12	$ 19,145,068.56	
001	Computers/Tech Training	Ryan Dooley	$ -	$ 10,000.00	$ 3,283.23	$ 10,000.00	
004	Insurance Loss/Recovers	Brenda Storie	$ -	$ -	$ -	$ -	Ins Claims
005	Utilities/Property Insurance	Bret Smith			$ 485,926.98	$ 1,450,000.00	FY21 - moved $1,400,000 from Proj 024
006	Postage-District	Brenda Storie	$ 6,017.68	$ 10,000.00	$ 5,087.94	$ 10,000.00	
007	Fingerprints/Drug Screening	Curtis Layton	$ 9,842.08	$ 15,000.00	$ 9,452.80	$ 12,000.00	Incl student & empl drug tests / $5,000 empl vaccinations from Proj 017 /BOE First Aid Kit: FY17 Dec $5,000
009	Transportation Dept	Randy Empting	$ 153,068.27	$ 250,000.00	$ 141,344.65	$ 250,000.00	
010	New District Programs	Brenda Storie	$ -	$ -	$ 6,494.94	$ 10,000.00	FY21 Athletic Trainers
011	Maintenance Department	Tony Smith	$ 250,000.00	$ 250,000.00	$ 249,088.80	$ 250,000.00	FY20 Incr $25,000
012	Curriculum	Barbara Cusick	$ 29,015.68	$ 50,000.00	$ 32,498.22	$ 45,000.00	FY21 Decr $10,000 FY17 Includes Projects 038 & 039
013	Athletics Department	Jason Leavitt	$ 35,199.23	$ 47,000.00	$ 33,215.39	$ 35,000.00	FY21 Decr $12,000
014	Gifted Program - Senior High	HS Counselor/Amy S	$ 4,978.73	$ 8,000.00	$ 4,803.52	$ 6,000.00	FY21
015	Technology	Ryan Dooley	$ 5,886.49	$ 10,000.00	$ 400.90	$ 9,000.00	FY21 Decr $1,000
016	Instrumental Music	Paula Cochran	$ 21,234.42	$ 25,000.00	$ 24,757.46	$ 25,000.00	FY20 - Add $5,000 for Concert Hall
017	School Nurse	Sherre/Jacki	$ 11,576.47	$ 13,000.00	$ 5,027.85	$ 11,700.00	FY21 Decr $1,300; med supplies/shots moved to Proj. 007; Incr FY16 vision screening
020	Dist Cont-Special Ed ESY Prog	Amy Swartz	$ 23,693.69	$ 40,200.00	$ 47,359.15	$ 50,000.00	
021	District Forms/Copies	Brenda Storie	$ 4,295.30	$ 12,500.00	$ 3,110.69	$ 11,250.00	FY21 Decr $1,250
023	Bond Agent Fees	Brenda Storie	$ 2,100.00	$ 2,500.00	$ 2,100.00	$ 2,500.00	FY19 Incr $500; FY17 - Incr $500; FY16 - Incr. $200; FY15 - Decr $700
024	Building Operations	Bret Smith	$ 1,323,087.55	$ 1,425,000.00	$ 22,611.11	$ 25,000.00	FY21 Utilities & Insurance moved to Project 005 - $1,400,000
025	Business Office/Treasurer	Brenda Storie	$ 74,450.18	$ 105,000.00	$ 69,075.36	$ 94,500.00	FY21 Decr $10,500
026	Board of Education	Betty Johnston	$ 249,680.37	$ 320,000.00	$ 278,744.53	$ 288,000.00	FY21 Decr $32,000; FY18 Incr $15,600 website / $3,200 Attorney
027	Superintendent's Office	Betty Johnston	$ 6,474.15	$ 15,000.00	$ 5,258.39	$ 13,500.00	FY21 Decr $1,500; FY19 Incr. $3,000; FY17 Decr;
028	Dist Cont - Special Ed	Amy Swartz/Sherre	$ 2,700,310.37	$ 2,900,000.00	$ 2,408,939.98	$ 2,740,000.00	FY21 Decr $100,000 & $60,000 to Proj 075; FY20 Incr $225,000
029	Copy Center	Brenda Storie	$ 62,085.57	$ 69,000.00	$ 52,572.48	$ 69,000.00	FY21 Decr $5,900
030/051	Title I (511) Indirect Costs	Brenda/Monique	$ 837.00	$ 837.00	$ -	$ 68,000.00	For tracking Indirect Costs (511 - Title I)
030/047	Title II (541) Indirect Costs	Brenda/Monique	$ 5,726.10	$ 5,726.10	$ -	$ 8,299.00	For tracking Indirect Costs (541 - Title II)
030/045	Title IV (552) Indirect Costs	Brenda/Monique			$ -	$ 4,040.00	For tracking Indirect Costs (552 - Title IV)
030/049	Title VI (561) Indirect Costs	Brenda/Monique	$ 5,751.73	$ 5,751.73	$ -	$ 9,265.20	For tracking Indirect Costs (561 - Title VI)
030/048	Title V (587) Indirect Costs	Brenda/Monique	$ -	$ -	$ -	$ 4,816.00	For tracking Indirect Costs (587 - Title V)
030/046	CARES II Grant (793) Indirect Costs	Brenda/Monique	$ 40,000.00	$ 40,000.00	$ -	$ 58,670.00	For tracking Indirect Costs (793 - CARES II Grant)
030/788	ESSER/CARES I	Brenda Storie			$ -	$ 23,479.35	For tracking Indirect Costs (788 - ESSER/CARES I)
030/044	IDEA - FlowThrough (621)	Brenda/Monique			$ -	$ 9,416.53	For tracking Indirect Costs (621 - IDEA Part B FlowThrough)
032	District Special	Brenda Storie	$ 533,425.90	$ 565,337.81	$ 76,011.80	$ 100,000.00	FY21
033	Dist Cont - Textbook/Copy Machine/Equip	Brenda/Shelley	$ 241,719.84	$ 250,000.00	$ 216,980.10	$ 225,000.00	FY21 Decr $25,000; FY18 - Frontline; textbooks, AT&T cell; FY17 Incl Project 049 (prof dev)
034	Special Ed - Office	Amy Swartz	$ 1,794.47	$ 13,000.00	$ 1,258.34	$ 11,700.00	FY21 Decr $1,300
035	Human Resources	Curtis Layton	$ 24,504.98	$ 38,350.00	$ 23,486.47	$ 34,515.00	FY21 Decr $3,835; FY18 - remove Frontline - Proj 033 paying
036	Risk Management/Unemployment		$ 19,260.00	$ 47,000.00	$ 35,000.00	$ 35,370.00	FY21 Decr $12,000
040	Public Information & Communications	Betty Johnston	$ 6,363.79	$ 15,000.00	$ 6,644.85	$ 13,500.00	FY21 Decr $1,500
041	High Schol Math Tutor	Brenda/DaLana	$ 649.68	$ 5,000.00	$ -	$ -	
042	ELL-English Language Learners	Barbara Cusick	$ 177,616.62	$ 180,000.00	$ 180,518.14	$ 190,000.00	FY21 Incr $10,000 FY20 Incr $60,000
049	Professional Dev. Stipend	Barbara Cusick	$ 2,471.68	$ 2,500.00	$ 6,824.23	$ 10,000.00	FY21 Incr $2,500; FY17 Included in Project 033

Ponca City Public Schools Budget
General Fund 11
FY 2020-2021

Project Code	Project Name	Responsible Sponsor	FY20 EXPENDITURES	FY20 APPROPRIATIONS	FY21 ENCUMBRANCES AS OF 6/30/21	PROPOSED Appropriation FY21	Comments
050/643/645	Alt Ed / Wildcat Academy / Teen Pep	K Streeter/B Cusick	$ 298,753.91	$ 265,000.00	$ 376,850.25	$ 385,000.00	FY21 WCA $240,000 incr $40,000 Oct + $8,000 Nov Teen Pep $95,000 + $2,000 Nov
050/646	Share Program	Brenda Storie	$ 88,128.53	$ 150,000.00	$ 88,150.00	$ 100,000.00	
052	Transportation Invoice/Credit		$ (120,539.29)	$ (160,000.00)	$ (120,178.25)	$ (160,000.00)	
053	Copy Center Invoice/Credit		$ (13,860.07)	$ (40,000.00)	$ (8,242.15)	$ (40,000.00)	
054	Special Olympics	Brenda Storie	$ 195.61	$ 5,000.00	$ -	$ -	FY21 Decr $5,000; FY20 New
055	Transportation - Athletic Only	Jason Leavitt	$ 100,274.50	$ 130,000.00	$ 118,458.75	$ 120,000.00	FY21 Decr $10,000; Includes Cheerleading & Steppers; FY17 Decr 5,000
056	Transportation - Extra Curricular	Paula Cochran	$ 9,083.44	$ 17,500.00	$ 999.00	$ 15,750.00	FY21 Decr $1,750; Vocal Music (HS,EMS,WMS,Elem) $2,475; Instr Music-$12,352.50; District-$922.50
059	Dist. Homebound	Amy/Monique	$ -	$ 5,000.00	$ -	$ 1,000.00	FY21 Decr $4,000
060	Library/Textbook Replacement	Brenda Storie	$ 393.23	$ 500.00	$ 88.13	$ 500.00	
075	Virtual Academy	Brenda Storie			$ 517,208.38	$ 600,000.00	New FY21
094	Payroll-Summer Help	Brenda/C Larimer	$ 27,717.34	$ 30,000.00	$ 25,000.00	$ 25,000.00	FY21 Decr $5,000
096	Payroll - Overtime	Brenda/C Larimer	$ 15,297.61	$ 20,000.00	$ 13,627.58	$ 15,000.00	FY21 Decr $5,000
097	Travel Reimbursement - Local	Jan/Brenda	$ 21,233.83	$ 35,000.00	$ 19,373.44	$ 30,000.00	FY21 Decr $5,000
098	Payroll - Extra Duty Contracts	Curtis/C Larimer	$ 527,056.52	$ 550,000.00	$ 537,111.19	$ 550,000.00	
100	Garfield Instructional	Katie Thomason	$ 6,378.87	$ 11,147.67	$ 4,476.05	$ 5,504.00	FY21 - Reduced 25% - Based on WAVE October 1, 2020 Student Count
101	Liberty Instructional	Lori Cox	$ 14,922.25	$ 23,962.02	$ 6,487.43	$ 6,752.00	FY21 - Reduced 25% - Based on WAVE October 1, 2020 Student Count
102	Lincoln Instructional	Liz Hargraves	$ 14,813.44	$ 28,791.13	$ 5,964.61	$ 10,912.00	FY21 - Reduced 25% - Based on WAVE October 1, 2020 Student Count
103	Union Instructional	Jennifer Dye	$ 12,091.61	$ 34,771.83	$ 6,148.73	$ 8,480.00	FY21 - Reduced 25% - Based on WAVE October 1, 2020 Student Count
104	Roosevelt Instructional	Ronda Merrifield	$ 9,194.20	$ 14,568.50	$ 7,959.96	$ 8,864.00	FY21 - Reduced 25% - Based on WAVE October 1, 2020 Student Count
105	Trout Instructional	Carla Fry	$ 9,922.50	$ 18,803.43	$ 7,221.10	$ 8,224.00	FY21 - Reduced 25% - Based on WAVE October 1, 2020 Student Count
107	Woodlands Instructional	Tim Williams	$ 18,000.24	$ 35,634.98	$ 8,519.64	$ 9,056.00	FY21 - Reduced 25% - Based on WAVE October 1, 2020 Student Count
108	East Middle School Instructional	Denton Long	$ 9,644.29	$ 31,281.72	$ 10,656.00	$ 10,656.00	FY21 - Reduced 25% - Based on WAVE October 1, 2020 Student Count
109	West Middle School Instructional	Stacey Sattre	$ 55,453.92	$ 99,151.16	$ 20,321.04	$ 22,368.00	FY21 - Reduced 25% - Based on WAVE October 1, 2020 Student Count
110	Senior High School Instructional	DaLana Hawkins	$ 71,041.13	$ 140,827.00	$ 20,016.24	$ 38,144.00	FY21 - Reduced 25% - Based on WAVE October 1, 2020 Student Count
113	Wildcat Academy / Teen Pep	Karla Streeter	$ 7,505.30	$ 16,074.45	$ 2,357.52	$ 3,120.00	FY21 - Reduced 25% - Based on WAVE October 1, 2020 Student Count
114	Washington Pre-K Center	Tina Fisher	$ 9,194.20	$ 15,737.99	$ 6,522.38	$ 6,810.00	FY21 - Reduced 25% - Based on WAVE October 1, 2020 Student Count
120	Garfield Library	Katie Thomason	$ 2,424.00	$ 2,424.00	$ 2,064.00	$ 2,064.00	FY21 - Based on WAVE October 1, 2020 Student Count
121	Liberty Library	Lori Cox	$ 2,976.00	$ 2,976.00	$ 2,532.00	$ 2,532.00	FY21 - Based on WAVE October 1, 2020 Student Count
122	Lincoln Library	Liz Hargraves	$ 4,440.00	$ 4,440.00	$ 4,092.00	$ 4,092.00	FY21 - Based on WAVE October 1, 2020 Student Count
123	Union Library	Jennifer Dye	$ 3,528.00	$ 3,528.00	$ 3,180.00	$ 3,180.00	FY21 - Based on WAVE October 1, 2020 Student Count

Ponca City Public Schools Budget
General Fund 11
FY 2020-2021

Project Code	Project Name	Responsible Sponsor	FY20 EXPENDITURES	FY20 APPROPRIATIONS	FY21 ENCUMBRANCES AS OF 6/30/21	PROPOSED Appropriation FY21	Comments
124	Roosevelt Library	Ronda Merrifield	$ 3,636.00	$ 3,636.00	$ 3,324.00	$ 3,324.00	FY21 - Based on WAVE October 1, 2020 Student Count
125	Trout Library	Carla Fry	$ 3,060.00	$ 3,060.00	$ 3,084.00	$ 3,084.00	FY21 - Based on WAVE October 1, 2020 Student Count
126	Washington Pre-K Library	Tina Fisher	$ 3,264.00	$ 3,264.00	$ 2,724.00	$ 2,724.00	FY21 - Based on WAVE October 1, 2020 Student Count
127	Woodlands Library	Tim Williams	$ 3,720.00	$ 3,720.00	$ 3,396.00	$ 3,396.00	FY21 - Based on WAVE October 1, 2020 Student Count
128	East Middle School Library	Denton Long	$ 4,248.00	$ 4,248.00	$ 3,996.00	$ 3,996.00	FY21 - Based on WAVE October 1, 2020 Student Count
129	West Middle School Library	Stacey Sattre	$ 8,652.00	$ 8,652.00	$ 8,388.00	$ 8,388.00	FY21 - Based on WAVE October 1, 2020 Student Count
130	Senior High Library	DaLana Hawkins	$ 13,518.00	$ 13,518.00	$ 13,152.00	$ 13,152.00	FY21 - Based on WAVE October 1, 2020 Student Count
131	Wildcat Academy / Teen Pep Library	Karla Streeter	$ 1,284.00	$ 1,284.00	$ 1,248.00	$ 1,248.00	FY21 - Based on WAVE October 1, 2020 Student Count
161-515	Gifted Program - East MS	Amy Swartz	$ 854.38	$ 2,000.00	$ 1,203.00	$ 1,500.00	FY21
161-505	Gifted Program - West MS	Amy Swartz	$ 3,451.53	$ 4,000.00	$ 797.45	$ 3,000.00	FY21
162-050	Gifted Program - Dist Elementary	Amy Swartz	$ -	$ 2,860.00	$ -	$ 500.00	FY21
162-120	Gifted Program - Liberty	Amy Swartz	$ 1,183.04	$ 1,700.00	$ -	$ 860.00	FY21 $500 + $20 x 18 = $360; FY20 #'s $20 x 25 = $500 + $1200
162-125	Gifted Program - Lincoln	Amy Swartz	$ 50.74	$ 1,340.00	$ 299.00	$ 640.00	FY21 $500 + $20 x 7 = $140; FY20 #'s $20 x 25 = $500 + $1200
162-130	Gifted Program - Union	Amy Swartz	$ 754.57	$ 1,880.00	$ 900.73	$ 1,060.00	FY21 $500 + $20 x 28 = $560; FY20 #'s $20 x 25 = $500 + $1200
162-135	Gifted Program - Roosevelt	Amy Swartz	$ -	$ 1,520.00	$ 690.95	$ 700.00	FY21 $500 + $20 x 10 = $200; FY20 #'s $20 x 25 = $500 + $1200
162-137	Gifted Program - Trout	Amy Swartz	$ -	$ 1,920.00	$ 926.51	$ 1,000.00	FY21 $500 + $20 x 25 = $500; FY20 #'s $20 x 25 = $500 + $1200
162-145	Gifted Program - Woodlands	Amy Swartz	$ 1,591.69	$ 1,940.00	$ 705.96	$ 1,140.00	FY21 $500 + $20 x 32 = $640; FY20 #'s $20 x 25 = $500 + $1200
162-150	Gifted Program - Garfield	Amy Swartz	$ 819.00	$ 1,620.00	$ 454.42	$ 740.00	FY21 $500 + $20 x 12 = $240; FY20 #'s $20 x 25 = $500 + $1200
163-251	Gifted Program - District	Amy Swartz	$ 14,942.83	$ 20,000.00	$ 3,074.59	$ 10,000.00	FY21 FY20 - Increase $2,000 + $6,000 PROGRAM 251
163-952	Gifted Program - District GT Transporation	Brenda Storie	$ 2,748.50	$ 6,000.00	$ -	$ -	FY21 Decrease to $00; New FY20 PROGRAM 952
165	Cat Care Program	Brenda/Teri	$ 83,830.58	$ 85,000.00	$ 71,160.20	$ 85,000.00	New FY20 Revenue transferred at EOY from Activity Account
167	Head Start	Teri Vogele	$ 37,400.00	$ 42,000.00	$ 26,400.00	$ 42,000.00	
170	Athletic School Business Subs	Jason Leavitt	$ 7,560.15	$ 21,000.00	$ 9,008.78	$ 20,000.00	FY21 Decr $1,000
171	Athletic Gate Duty	Jason Leavitt	$ 30,320.96	$ 25,000.00	$ 14,243.85	$ 25,000.00	
172	Athletic Officials/X-Duty (BC)	Jason Leavitt/Brenda	$ 20,104.23	$ 32,000.00	$ 31,708.87	$ 32,000.00	District employees who officiate (reimburse from AF) & summer athletics
	Local Totals		**$ 30,027,391.90**	**$ 28,058,370.07**	**$ 28,296,035.75**	**$ 27,426,049.64**	
	STATE PROGRAMS						
312	National Board Certification	Curtis/Brenda	$ 40,000.00	$ 40,000.00	$ 24,750.00	$ 24,750.00	FY21
331	Ed Flex Benefit Certified	Brenda Storie	$ 46,471.66	$ 47,123.96	$ 43,276.27	$ 43,777.88	FY21
332	Ed Flex Benefit Support	Brenda Storie	$ 217,920.91	$ 218,458.90	$ 200,745.59	$ 197,470.14	FY21 - CN (Fund 22)
333	State Textbooks	Brenda/Monique	$ 201,610.68	$ 421,699.48	$ 303,975.05	$ 438,237.65	FY21 $218,148.85 + FY20 c/o $220,088.80
334	Ed Flex Benefit Allow-Cert	Brenda Storie	$ 2,207,681.40	$ 2,216,004.00	$ 2,244,955.50	$ 2,244,339.60	FY21
335	Ed Flex Benefit Allow-Support	Brenda Storie	$ 1,189,279.50	$ 1,270,249.20	$ 1,176,369.00	$ 1,223,177.40	FY21 - CN (Fund 22)
361	ACE Technology	Barbara Cusick	$ 37,152.15	$ 37,152.15	$ -	$ 12,715.83	FY21 - $12,715.83
367	Reading Sufficiency Act (RSA)	Brenda/Teri Vogele	$ 61,285.30	$ 107,066.27	$ 66,998.34	$ 127,077.22	FY21 $81,296.25 - FY20 c/o $45,780.97
388	Alt Ed Grant	Brenda/B Cusick	$ 155,869.88	$ 155,869.88	$ 141,699.80	$ 141,699.80	FY21 - WCA
	Vocational Prog - Multi Source						
411	Vo/Tec Compre Secondary Prog	Brenda Storie	$ 25,320.00	$ 25,320.00	$ 21,440.00	$ 21,440.00	FY21
412	Vocational Incentive Grants	Brenda Storie	$ 50,733.89	$ 82,800.00	$ 102,200.11	$ 111,389.11	FY21 $79,323 + FY20 c/o $32,066.11
469	ODCTE-Lottery Trust - VO-AG (311)	Brenda/Frazier	$ 11,881.00	$ 11,881.00	$ -	$ -	FY21 c/o from FY20 - OK Education Lottery Trust
469	ODCTE-Lottery Trust - BMITE (316)	Brenda/P Jolly	$ 14,894.56	$ 14,894.73	$ 9,492.56	$ 9,492.56	FY21
469	ODCTE-Lottery Trust - FACS (314)	Brenda/K Sulivant	$ 8,589.02	$ 8,588.85	$ -	$ -	FY20 - OK Education Lottery Trust
	State Totals		**$ 4,268,689.95**	**$ 4,657,108.42**	**$ 4,335,902.22**	**$ 4,595,567.19**	

Ponca City Public Schools Budget
General Fund 11
FY 2020-2021

Project Code	Project Name	Responsible Sponsor	FY20 EXPENDITURES	FY20 APPROPRIATIONS	FY21 ENCUMBRANCES AS OF 6/30/21	PROPOSED Appropriation FY21	Comments
	FEDERAL PROGRAMS						
421	Carl Perkins	Barbara Cusick	$ 46,484.43	$ 46,872.00	$ 57,560.47	$ 57,825.00	FY21
456	Department of Rehabilitation Services	Amy Swartz/Sherre	$ 14,903.88	$ 16,709.75	$ 11,840.57	$ 14,992.25	FY21 FY20 c/o $1,805.87
511	Title I, Part A, Basic Program	Teri Vogele	$ 1,103,367.30	$ 1,331,952.20	$ 1,500,295.84	$ 1,657,929.47	FY21 $1,555,344.57 + c/o $228,584.90 - $58,000 (CAC) - $68,000 (IDC)
541	Title II, Part A, Teacher & Principal	Barbara Cusick	$ 110,716.55	$ 206,039.52	$ 181,436.50	$ 325,602.36	FY21 $241,200.38 + c/o $95,700.98 - $3,000 (CAC) - $8,299 (IDC)
552	Title IV, Part A, Student Support & Academic Grant	Barbara/Teri	$ 48,472.60	$ 72,816.43	$ 89,696.43	$ 111,254.58	FY21 $87,950.75 + c/o $27,343.83 - $4,040 (IDC)
561	Title VI, Indian Education	Barbara/Littlecook	$ 196,744.27	$ 196,744.27	$ 193,299.80	$ 193,299.80	FY21 $202,565 - $9,265.20 (IDC)
571	Title III, Part A, Immigrant Education	Brenda Storie			$ -	$ 3,950.60	FY21
572	Title III, Part A, English Language	Barbara Cusick	$ 18,064.90	$ 31,241.90	$ 17,736.00	$ 29,227.68	FY21 $16,050.68 + c/o $13,177.00
587	Title V, Rural & Low Income	Brenda/Monique	$ 69,916.24	$ 151,983.89	$ 105,169.67	$ 167,603.46	FY21 $90,351.81 + c/o $82,067.65 - $4,816 (IDC)
591	Title VII, Impact Aid	Barbara/Littlecook	$ 60,000.00	$ 55,354.92	$ 60,858.00	$ 60,858.00	
592	Impact Aid Disabled	Barbara/Littlecook	$ 30,000.00	$ 25,856.60	$ 24,967.00	$ 24,967.00	
613	IDEA, Part B, Categorical Prof Dev - OSDE	Amy/Monique	$ 2,571.03	$ 2,571.03	$ -	$ 500.00	
615	IDEA, Part B, SpEd Prof Dev - District	Amy Swartz	$ 3,511.29	$ 13,428.13	$ 7,652.79	$ 13,172.74	FY21
617	CARES / Special Ed	Brenda/Monique		$ 48,640.00	$ 31,319.66	$ 48,640.00	FY21 - carryover
621	IDEA, Part B, Flow Through	Amy/Monique	$ 1,003,395.29	$ 1,075,184.43	$ 1,057,060.21	$ 1,119,364.34	FY21 $1,079,520.21 + c/o $71,789.14 - $22,528.48 (trsf to Proj 625) - $9,416.53 (IDC)
625	IDEA, Part B, Private School	Amy/Monique	$ 20,307.30	$ 20,307.30	$ 22,528.48	$ 22,528.48	FY21
641	IDEA, Part B, Preschool	Amy/Monique	$ 24,654.69	$ 24,742.04	$ 24,286.77	$ 24,753.38	FY21 $26,283.47 + c/o $87.35 - $1,617.44 (trsf to Proj 642)
642	IDEA, Part B, Flow Thru Preschool	Amy/Monique	$ 1,942.45	$ 1,942.45	$ 1,617.44	$ 1,617.44	FY21
770	In Lieu of Public Housing	Brenda Storie	$ 13,027.65	$ 13,027.65	$ 14,303.50	$ 14,303.50	FY21
775	Flood Control	Brenda Storie	$ 1,960.51	$ 1,960.51	$ 2,371.27	$ 2,371.27	FY21
786	Consolidated Admin Funds	Barbara/Monique	$ 58,621.99	$ 62,000.00	$ 59,913.85	$ 61,000.00	Transfer in from Title $$: Proj 511 $58,000 Proj 541 $3,000
788	CARES I - Ponca City Schools	Brenda Storie	$ 68,949.22	$ 1,078,839.93	$ 988,297.16	$ 988,330.45	FY21 $1,011,809.80 - $23,479.35 (IDC)
789	CARES Act - Grant	Brenda Storie			$ 284,059.30	$ 284,135.00	FY21
793	CARES II - Grant	Brenda Storie			$ 1,377,766.44	$ 1,500,000.00	FY21 $5,068,053.79 - $58,670 IDC = $5,009,383.79
	Federal Totals		$ 2,897,611.59	$ 4,478,214.95	$ 6,114,037.15	$ 6,728,226.80	
	Total		$ 37,193,693.44	$ 37,193,693.44	$ 38,745,975.12	$ 38,749,843.63	
	Fund Balance			$ 6,299,290.46		$ 5,694,936.92	
	Unencumbered Balance						
	Total with Fund Balance			$ 43,492,983.90		$ 44,444,780.55	

2020-2021
7/1/2020

PONCA CITY PUBLIC SCHOOLS
BOND DEBT REPAYMENT SCHEDULE

BOND ISSUE	PAYMENT DATE	RATE	PRINCIPAL	INTEREST	TOTAL DUE
2020-2021					
2016	7/1/2020			2,587.50	2,587.50
2016	11/1/2020			8,156.25	8,156.25
2017	11/1/2020			25,600.00	25,600.00
2018	11/1/2020			111,225.00	111,225.00
2019	11/1/2020			27,981.25	27,981.25
2016	1/1/2021	1.50	345,000.00	2,587.50	347,587.50
2016	5/1/2021	1.25	1,305,000.00	8,156.25	1,313,156.25
2017	5/1/2021	1.50	1,600,000.00	25,600.00	1,625,600.00
2018	5/1/2021	3.00	2,450,000.00	111,225.00	2,561,225.00
2019	5/1/2021	3.00	475,000.00	27,981.25	502,981.25
2020	5/1/2021			83,562.50	83,562.50
			6,175,000.00	434,662.50	6,609,662.50
2021-2022					
2017	11/1/2021			13,600.00	13,600.00
2018	11/1/2021			74,475.00	74,475.00
2019	11/1/2021			20,856.25	20,856.25
2020	11/1/2021			41,781.25	41,781.25
2017	5/1/2022	1.70	1,600,000.00	13,600.00	1,613,600.00
2018	5/1/2022	3.00	2,450,000.00	74,475.00	2,524,475.00
2019	5/1/2022	2.75	475,000.00	20,856.25	495,856.25
2020	5/1/2022	1.25	1,660,000.00	41,781.25	1,701,781.25
			6,185,000.00	301,425.00	6,486,425.00
2022-2023					
2018	11/1/2022			37,725.00	37,725.00
2019	11/1/2022			14,325.00	14,325.00
2020	11/1/2022			31,406.25	31,406.25
2018	5/1/2023	3.00	2,515,000.00	37,725.00	2,552,725.00
2019	5/1/2023	3.00	475,000.00	14,325.00	489,325.00
2020	5/1/2023	1.25	1,675,000.00	31,406.25	1,706,406.25
			4,665,000.00	166,912.50	4,831,912.50
2023-2024					
2019	11/1/2023			7,200.00	7,200.00
2020	11/1/2023			20,937.50	20,937.50
2019	5/1/2024	3.00	480,000.00	7,200.00	487,200.00
2020	5/1/2024	1.25	1,675,000.00	20,937.50	1,695,937.50
			2,155,000.00	56,275.00	2,211,275.00
2024-2025					
2020	11/1/2024			10,468.75	10,468.75
2020	5/1/2025	1.25	1,675,000.00	10,468.75	1,685,468.75
			1,675,000.00	20,937.50	1,695,937.50
TOTAL OUTSTANDING DEBT			$ 20,855,000.00	$ 980,212.50	$ 21,835,212.50

FY '21 CONSTITUTIONAL DEBT LIMIT - 10% OF NET ASSESSED VALUATION	$31,263,539.60
6-30-20 SINKING FUND BALANCE	3,522,555.41
Total	34,786,095.01
Less: Outstanding Bonds	21,835,212.50
Balance Available for Future Bond Issues:	$12,950,882.51

PONCA CITY PUBLIC SCHOOLS					
LRB 2016 IMPROVEMT FND-BOND 30					
Wednesday, June 30, 2021					
	BEGINNING	ENCUMBERED	WARRANTS	ENCUMBERED	UNENCUMBERED
PROJECT	BUDGETED	TO DATE	TO DATE	BALANCE	BALANCE
000 UNAPPROPRIATED AMOUNT	$0.00	$0.00	$0.00	$0.00	$0.00
137 WPK PHASE II SECURE ENTRANCE	$149,381.00	$149,381.00	$149,381.00	$0.00	$0.00
138 ROBSON REMODEL	$1,540,194.07	$1,540,194.07	$1,540,194.07	$0.00	$0.00
140 FEES/PRINTING	$1,968,672.01	$1,968,672.01	$1,968,672.01	$0.00	$0.00
146 HOWELL BLDG/AUDIT./SECURITY FENCE	$1,150,336.82	$1,150,336.82	$1,150,336.82	$0.00	$0.00
149 CONCERT HALL	$8,934,491.15	$8,934,491.15	$8,934,491.15	$0.00	$0.00
151 SULLINS STADIUM PRESSBOX	$1,838,240.49	$1,838,240.49	$1,838,240.49	$0.00	$0.00
152 NEW FOOTBALL LOCKER ROOM	$3,141,296.88	$3,141,296.88	$3,141,296.88	$0.00	$0.00
156 EAST WINDOWS/HVAC	$2,696,226.74	$2,696,226.74	$2,696,226.74	$0.00	$0.00
157 BASEBALL/SOFTBALL AWNINGS	$701,013.70	$701,013.70	$701,013.70	$0.00	$0.00
158 BASEBALL PARKING LOT	$64,319.95	$64,319.95	$64,319.95	$0.00	$0.00
159 WEIGHT TRAINING/TICKET BOOTH	$2,744,146.93	$2,744,146.93	$2,744,146.93	$0.00	$0.00
164 RENOVATE EXISTING LOCKER RM	$854,976.16	$854,976.16	$854,976.16	$0.00	$0.00
SUBTOTAL	**$25,783,295.90**	**$25,783,295.90**	**$25,783,295.90**	**$0.00**	**$0.00**
TOTAL EXPENSES	**$25,783,295.90**	**$25,783,295.90**	**$25,783,295.90**	**$0.00**	**$0.00**
BOND ELECTION	**$25,332,958.50**				
INTEREST FY16	$627.16				
INTEREST FY17	$23,695.16				
INTEREST FY 18	$48,769.58				
INTEREST FY21	$4.96				
TOTAL REVENUE	**$25,406,055.36**				

Ponca City Public Schools

Budget Analysis

Options: Year: 2020-2021, 2019-2020, Date Range: 7/1/2019 - 6/30/2021, Print Detail: False

Classification	Appropriation	Encumbered	Paid	Encumbered Balance	Unencumbered Balance	% Enc Budget
2019-2020						
Fund - 30 2016 LRB IMPROVEMENT FND						
146 HOWELL BLDG/AUDIT/SEC FENCE	678,620.95	678,620.95	678,620.95	0.00	0.00	100.00%
Total Fund - 30 2016 LRB IMPROVEMENT FND	**$678,620.95**	**$678,620.95**	**$678,620.95**	**$0.00**	**$0.00**	**100.00 %**
Total 2019-2020	**$678,620.95**	**$678,620.95**	**$678,620.95**	**$0.00**	**$0.00**	**100.00 %**
2020-2021						
Fund - 30 2016 LRB IMPROVEMENT FND						
146 HOWELL BLDG/AUDIT/SEC FENCE	191,219.34	191,219.34	191,219.34	0.00	0.00	100.00%
Total Fund - 30 2016 LRB IMPROVEMENT FND	**$191,219.34**	**$191,219.34**	**$191,219.34**	**$0.00**	**$0.00**	**100.00 %**
Total 2020-2021	**$191,219.34**	**$191,219.34**	**$191,219.34**	**$0.00**	**$0.00**	**100.00 %**
Report Total	**$869,840.29**	**$869,840.29**	**$869,840.29**	**$0.00**	**$0.00**	**100.00 %**

PONCA CITY PUBLIC SCHOOLS					
2020 BUILDING BOND-31					
Wednesday, June 30, 2021					
PROJECT	**BEGINNING**	**ENCUMBERED**	**WARRANTS**	**ENCUMBERED**	**UNENCUMBERED**
	BUDGETED	**TO DATE**	**TO DATE**	**BALANCE**	**BALANCE**
000 CONTINGENCY	$0.00	$0.00	$0.00	$0.00	$0.00
133 ACQUISITION	$5,432,728.00	$5,432,728.00	$5,432,728.00	$0.00	$0.00
141 TECHNOLOGY	$910,000.00	$335,866.14	$275,581.14	$60,285.00	$574,133.86
141 TECHNOLOGY-REN LEARNING	$90,000.00	$0.00	$0.00	$0.00	$90,000.00
142 TEXTBOOKS/FURNITURE	$252,303.84	$252,303.84	$37,626.00	$214,677.84	$0.00
SUBTOTALS	**$6,685,031.84**	**$6,020,897.98**	**$5,745,935.14**	**$274,962.84**	**$664,133.86**
INTEREST AS OF 6/30/21	$2,685.53				$2,685.53
TOTAL EXPENSES	**$6,687,717.37**	**$6,020,897.98**	**$5,745,935.14**	**$274,962.84**	**$666,819.39**
BOND ELECTION	**$6,685,000.00**				
INTEREST FY20 AS OF 6/30/20	$31.84				
INTEREST FY20 AS OF 6/30/21	$2,685.53				
TOTAL REVENUE	**$6,687,717.37**				

Ponca City Public Schools

Budget Analysis

Options: Year: 2020-2021, 2019-2020, Date Range: 7/1/2019 - 6/30/2021, Print Detail: False

Classification	Appropriation	Encumbered	Paid	Encumbered Balance	Unencumbered Balance	% Enc Budget
2020-2021						
Fund - 31 BOND FUND 31						
133 LRB ACQUISITION PAYMENT	5,432,728.00	5,432,728.00	5,432,728.00	0.00	0.00	100.00%
141 TECHNOLOGY	1,000,000.00	335,866.14	275,581.14	60,285.00	664,133.86	33.59%
142 TEXTBOOKS/EQUIP/FURN	252,303.84	252,303.84	37,626.00	214,677.84	0.00	100.00%
Total Fund - 31 BOND FUND 31	**$6,685,031.84**	**$6,020,897.98**	**$5,745,935.14**	**$274,962.84**	**$664,133.86**	**90.07 %**
Total 2020-2021	**$6,685,031.84**	**$6,020,897.98**	**$5,745,935.14**	**$274,962.84**	**$664,133.86**	**90.07 %**
Report Total	**$6,685,031.84**	**$6,020,897.98**	**$5,745,935.14**	**$274,962.84**	**$664,133.86**	**90.07 %**

PONCA CITY PUBLIC SCHOOLS						
2020 BUILDING BOND-32						
Wednesday, June 30, 2021						
PROJECT		BEGINNING	ENCUMBERED	WARRANTS	ENCUMBERED	UNENCUMBERED
		BUDGETED	TO DATE	TO DATE	BALANCE	BALANCE
000 CONTINGENCY		$6,980,000.00	$0.00	$0.00	$0.00	$6,980,000.00
SUBTOTALS		$6,980,000.00	$0.00	$0.00	$0.00	$6,980,000.00
INTEREST THRU JUNE 30, 2021		2302.58				2302.58
TOTAL EXPENSES		**$6,982,302.58**				**$6,982,302.58**
BOND ELECTION		$6,980,000.00				
INTEREST THRU JUNE 30,2021		2302.58				
TOTAL REVENUE		**$6,982,302.58**				

Ponca City Public Schools

Budget Analysis

Options: Year: 2020-2021, 2019-2020, Date Range: 7/1/2019 - 6/30/2021, Print Detail: False

Classification	Appropriation	Encumbered	Paid	Encumbered Balance	Unencumbered Balance	% Enc Budget
2020-2021						
Fund - 32 BOND FUND 32						
000 NON-CATEGORICAL EXP	6,980,000.00	0.00	0.00	0.00	6,980,000.00	0.00%
Total Fund - 32 BOND FUND 32	**$6,980,000.00**	**$0.00**	**$0.00**	**$0.00**	**$6,980,000.00**	**0.00 %**
Total 2020-2021	**$6,980,000.00**	**$0.00**	**$0.00**	**$0.00**	**$6,980,000.00**	**0.00 %**
Report Total	**$6,980,000.00**	**$0.00**	**$0.00**	**$0.00**	**$6,980,000.00**	**0.00 %**

PONCA CITY PUBLIC SCHOOLS					
2019 BUILDING BOND-39					
Wednesday, June 30, 2021					
PROJECT	BEGINNING BUDGETED	ENCUMBERED TO DATE	WARRANTS TO DATE	ENCUMBERED BALANCE	UNENCUMBERED BALANCE
000 CONTINGENCY	$0.00	$0.00	$0.00	$0.00	$0.00
133 LRB ACQUISITION PAYMENT	$668,891.00	$668,891.00	$668,891.00	$0.00	$0.00
141 TECHNOLOGY	$771,650.67	$763,818.81	$763,818.81	$0.00	$7,831.86
142 TXTBKS/EQUIP/FURN	$495,125.37	$495,125.37	$276,857.61	$218,267.76	$0.00
SUBTOTAL	$1,935,667.04	$1,927,835.18	$1,709,567.42	$218,267.76	$7,831.86
TOTAL EXPENSES	**$1,935,667.04**	**$1,927,835.18**	**$1,709,567.41**	**$218,267.76**	**$7,831.86**
BOND ELECTION	**$1,905,000.00**				
FY19 INTEREST THRU 6/30/19	$6,966.30				
FY20 INTEREST THRU 3/30/20	$23,700.74				
TOTAL REVENUE	**$1,935,667.04**				

Ponca City Public Schools

Budget Analysis

Options: Year: 2020-2021, 2019-2020, Date Range: 7/1/2019 - 6/30/2021, Print Detail: False

Classification	Appropriation	Encumbered	Paid	Encumbered Balance	Unencumbered Balance	% Enc Budget
2019-2020						
Fund - 39 2019 BUILDING BOND 39						
1000 INSTRUCTION	122,397.25	114,565.39	114,565.39	0.00	7,831.86	93.60%
2230 INST-RELATED TECHNOLOGY SERV	546,184.88	546,184.88	546,184.88	0.00	0.00	100.00%
2314 ELECTION SERVICES	35,435.00	35,435.00	35,435.00	0.00	0.00	100.00%
2317 LEGAL SERVICES	1,837.00	1,837.00	1,837.00	0.00	0.00	100.00%
2511 BUSINESS OFFICE	105,149.78	105,149.78	105,149.78	0.00	0.00	100.00%
2580 ADMIN TECHNOLOGY SERVICES	49,117.60	49,117.60	49,117.60	0.00	0.00	100.00%
4620 ALL OTHER NEW CONSTRUCTION	668,891.00	668,891.00	668,891.00	0.00	0.00	100.00%
Total Fund - 39 2019 BUILDING BOND 39	**$1,529,012.51**	**$1,521,180.65**	**$1,521,180.65**	**$0.00**	**$7,831.86**	**99.49 %**
Total 2019-2020	**$1,529,012.51**	**$1,521,180.65**	**$1,521,180.65**	**$0.00**	**$7,831.86**	**99.49 %**
2020-2021						
Fund - 39 2019 BUILDING BOND 39						
1000 INSTRUCTION	298,652.78	298,652.78	80,385.02	218,267.76	0.00	100.00%
2511 BUSINESS OFFICE	13,962.70	13,962.70	13,962.70	0.00	0.00	100.00%
2580 ADMIN TECHNOLOGY SERVICES	94,039.05	94,039.05	94,039.05	0.00	0.00	100.00%
Total Fund - 39 2019 BUILDING BOND 39	**$406,654.53**	**$406,654.53**	**$188,386.77**	**$218,267.76**	**$0.00**	**100.00 %**
Total 2020-2021	**$406,654.53**	**$406,654.53**	**$188,386.77**	**$218,267.76**	**$0.00**	**100.00 %**
Report Total	**$1,935,667.04**	**$1,927,835.18**	**$1,709,567.42**	**$218,267.76**	**$7,831.86**	**99.60 %**

SCHOOL DISTRICT
2020-2021
ESTIMATE OF NEEDS
SINKING FUND
COVERING
JULY 1, 2019 – JUNE 30, 2020

BOARD OF EDUCATION OF PONCA CITY
DISTRICT NO. I-71
THE COUNTY OF KAY
STATE OF OKLAHOMA

SUBMITTED TO THE KAY COUNTY EXCISE BOARD
THIS 15th DAY OF SEPTEMBER, 2020

SCHOOL BOARD MEMBERS

President _____ Clerk _____

Treasurer _____ Member _____

Member _____ Member _____

Member _____

SINKING FUND ACCOUNTS COVERING THE PERIOD JULY 1, 2019 TO JUNE 30, 2020
ESTIMATE OF NEEDS FOR 2020-2021

EXHIBIT "E"

Schedule 1: Detail of Bond and Coupon Indebtedness as of June 30, 2020 - Not Affecting Homesteads (New)					
PURPOSE OF BOND ISSUE:					2015 Building Bonds
Date Of Issue					5/1/2015
Date Of Sale By Delivery					
HOW AND WHEN BONDS MATURE:					
Uniform Maturities:					5/1/2017
Date Maturity Begins					$ 1,500,000.00
Amount Of Each Uniform Maturity					
Final Maturity Otherwise:					5/1/2020
Date of Final Maturity					$ 1,505,000.00
Amount of Final Maturity					$ 6,005,000.00
AMOUNT OF ORIGINAL ISSUE					$ 0.00
Cancelled, In Judgement Or Delayed For Final Levy Year					
Basis of Accruals Contemplated on Net Collections or Better in Anticipation:					$ 6,005,000.00
Bond Issues Accruing By Tax Levy					5
Years To Run					$ 0.00
Normal Annual Accrual					5
Tax Years Run					$ 6,005,000.00
Accrual Liability To Date					
Deductions From Total Accruals:					$ 4,500,000.00
Bonds Paid Prior To 6-30-2019					$ 1,505,000.00
Bonds Paid During 2019-2020					$ 0.00
Matured Bonds Unpaid					$ 0.00
Balance Of Accrual Liability					
TOTAL BONDS OUTSTANDING 6-30-2020:					$ 0.00
Matured					$ 0.00
Unmatured					
Coupon Computation: Coupon Date	Unmatured Amount	% Int.	Months	Interest Amount	
Bonds and Coupons			Mo.	$ 0.00	
Bonds and Coupons			Mo.	$ 0.00	
Bonds and Coupons			Mo.	$ 0.00	
Bonds and Coupons			Mo.	$ 0.00	
Bonds and Coupons			Mo.	$ 0.00	
Bonds and Coupons			Mo.	$ 0.00	
Bonds and Coupons			Mo.	$ 0.00	
Bonds and Coupons			Mo.	$ 0.00	
Bonds and Coupons			Mo.	$ 0.00	
Bonds and Coupons			Mo.	$ 0.00	
Requirement for Interest Earnings After Last Tax-Levy Year:					
Terminal Interest To Accrue					$ 0.00
Years To Run					0
Accrue Each Year					$ 0.00
Tax Years Run					0
Total Accrual To Date					$ 0.00
Current Interest Earned Through 2020-2021					$ 0.00
Total Interest To Levy For 2020-2021					$ 0.00
INTEREST COUPON ACCOUNT:					
Interest Earned But Unpaid 6-30-2019:					
Matured					$ 0.00
Unmatured					$ 3,010.00
Interest Earnings 2019-2020					$ 15,050.00
Coupons Paid Through 2019-2020					$ 18,060.00
Interest Earned But Unpaid 6-30-2020:					
Matured					$ 0.00
Unmatured					$ 0.00

SINKING FUND ACCOUNTS COVERING THE PERIOD JULY 1, 2019 TO JUNE 30, 2020
ESTIMATE OF NEEDS FOR 2020-2021

EXHIBIT "E"

Schedule 1: Detail of Bond and Coupon Indebtedness as of June 30, 2020 - Not Affecting Homesteads (New)						
PURPOSE OF BOND ISSUE:						2016 Building Bonds
Date Of Issue						1/1/2016
Date Of Sale By Delivery						
HOW AND WHEN BONDS MATURE:						
Uniform Maturities:						
Date Maturity Begins						1/1/2019
Amount Of Each Uniform Maturity						$ 345,000.00
Final Maturity Otherwise:						
Date of Final Maturity						1/1/2021
Amount of Final Maturity						$ 345,000.00
AMOUNT OF ORIGINAL ISSUE						$ 1,035,000.00
Cancelled, In Judgement Or Delayed For Final Levy Year						$ 0.00
Basis of Accruals Contemplated on Net Collections or Better in Anticipation:						
Bond Issues Accruing By Tax Levy						$ 1,035,000.00
Years To Run						3
Normal Annual Accrual						$ 0.00
Tax Years Run						3
Accrual Liability To Date						$ 1,035,000.00
Deductions From Total Accruals:						
Bonds Paid Prior To 6-30-2019						$ 345,000.00
Bonds Paid During 2019-2020						$ 345,000.00
Matured Bonds Unpaid						$ 0.00
Balance Of Accrual Liability						$ 345,000.00
TOTAL BONDS OUTSTANDING 6-30-2020:						
Matured						$ 0.00
Unmatured						$ 345,000.00
Coupon Computation:	Coupon Date	Unmatured Amount	% Int.	Months	Interest Amount	
Bonds and Coupons	1/1/2021	$ 345,000.00	1.500%	0 Mo.	$ 0.00	
Bonds and Coupons				Mo.	$ 0.00	
Bonds and Coupons				Mo.	$ 0.00	
Bonds and Coupons				Mo.	$ 0.00	
Bonds and Coupons				Mo.	$ 0.00	
Bonds and Coupons				Mo.	$ 0.00	
Bonds and Coupons				Mo.	$ 0.00	
Bonds and Coupons				Mo.	$ 0.00	
Bonds and Coupons				Mo.	$ 0.00	
Bonds and Coupons				Mo.	$ 0.00	
Requirement for Interest Earnings After Last Tax-Levy Year:						
Terminal Interest To Accrue						$ 2,587.50
Years To Run						3
Accrue Each Year						$ 862.50
Tax Years Run						3
Total Accrual To Date						$ 2,587.50
Current Interest Earned Through 2020-2021						$ 0.00
Total Interest To Levy For 2020-2021						$ 0.00
INTEREST COUPON ACCOUNT:						
Interest Earned But Unpaid 6-30-2019:						
Matured						$ 0.00
Unmatured						$ 5,175.00
Interest Earnings 2019-2020						$ 7,762.50
Coupons Paid Through 2019-2020						$ 10,350.00
Interest Earned But Unpaid 6-30-2020:						
Matured						$ 0.00
Unmatured						$ 2,587.50

SINKING FUND ACCOUNTS COVERING THE PERIOD JULY 1, 2019 TO JUNE 30, 2020
ESTIMATE OF NEEDS FOR 2020-2021

EXHIBIT "E"

Schedule 1: Detail of Bond and Coupon Indebtedness as of June 30, 2020 - Not Affecting Homesteads (New)						
PURPOSE OF BOND ISSUE:						2016 Combined Purpose Bonds
Date Of Issue						5/1/2016
Date Of Sale By Delivery						
HOW AND WHEN BONDS MATURE:						
Uniform Maturities:						
Date Maturity Begins						5/1/2018
Amount Of Each Uniform Maturity						$ 1,250,000.00
Final Maturity Otherwise:						
Date of Final Maturity						5/1/2021
Amount of Final Maturity						$ 1,305,000.00
AMOUNT OF ORIGINAL ISSUE						$ 5,055,000.00
Cancelled, In Judgement Or Delayed For Final Levy Year						$ 0.00
Basis of Accruals Contemplated on Net Collections or Better in Anticipation:						
Bond Issues Accruing By Tax Levy						$ 5,055,000.00
Years To Run						5
Normal Annual Accrual						$ 1,011,000.00
Tax Years Run						4
Accrual Liability To Date						$ 4,044,000.00
Deductions From Total Accruals:						
Bonds Paid Prior To 6-30-2019						$ 2,500,000.00
Bonds Paid During 2019-2020						$ 1,250,000.00
Matured Bonds Unpaid						$ 0.00
Balance Of Accrual Liability						$ 294,000.00
TOTAL BONDS OUTSTANDING 6-30-2020:						
Matured						$ 0.00
Unmatured						$ 1,305,000.00
Coupon Computation:	Coupon Date	Unmatured Amount	% Int.	Months	Interest Amount	
Bonds and Coupons	5/1/2021	$ 1,305,000.00	1.250%	10 Mo.	$ 13,593.75	
Bonds and Coupons				Mo.	$ 0.00	
Bonds and Coupons				Mo.	$ 0.00	
Bonds and Coupons				Mo.	$ 0.00	
Bonds and Coupons				Mo.	$ 0.00	
Bonds and Coupons				Mo.	$ 0.00	
Bonds and Coupons				Mo.	$ 0.00	
Bonds and Coupons				Mo.	$ 0.00	
Bonds and Coupons				Mo.	$ 0.00	
Bonds and Coupons				Mo.	$ 0.00	
Requirement for Interest Earnings After Last Tax-Levy Year:						
Terminal Interest To Accrue						$ 0.00
Years To Run						0
Accrue Each Year						$ 0.00
Tax Years Run						0
Total Accrual To Date						$ 0.00
Current Interest Earned Through 2020-2021						$ 13,593.75
Total Interest To Levy For 2020-2021						$ 13,593.75
INTEREST COUPON ACCOUNT:						
Interest Earned But Unpaid 6-30-2019:						
Matured						$ 0.00
Unmatured						$ 5,322.92
Interest Earnings 2019-2020						$ 29,333.33
Coupons Paid Through 2019-2020						$ 31,937.50
Interest Earned But Unpaid 6-30-2020:						
Matured						$ 0.00
Unmatured						$ 2,718.75

SINKING FUND ACCOUNTS COVERING THE PERIOD JULY 1, 2019 TO JUNE 30, 2020
ESTIMATE OF NEEDS FOR 2020-2021

EXHIBIT "E"

Schedule 1: Detail of Bond and Coupon Indebtedness as of June 30, 2020 - Not Affecting Homesteads (New)						
PURPOSE OF BOND ISSUE:						2017 Building Bonds
Date Of Issue						5/1/2017
Date Of Sale By Delivery						
HOW AND WHEN BONDS MATURE:						
Uniform Maturities:						
Date Maturity Begins						5/1/2019
Amount Of Each Uniform Maturity						$ 1,575,000.00
Final Maturity Otherwise:						
Date of Final Maturity						5/1/2022
Amount of Final Maturity						$ 1,600,000.00
AMOUNT OF ORIGINAL ISSUE						$ 6,375,000.00
Cancelled, In Judgement Or Delayed For Final Levy Year						$ 0.00
Basis of Accruals Contemplated on Net Collections or Better in Anticipation:						
Bond Issues Accruing By Tax Levy						$ 6,375,000.00
Years To Run						5
Normal Annual Accrual						$ 1,275,000.00
Tax Years Run						3
Accrual Liability To Date						$ 3,825,000.00
Deductions From Total Accruals:						
Bonds Paid Prior To 6-30-2019						$ 1,575,000.00
Bonds Paid During 2019-2020						$ 1,600,000.00
Matured Bonds Unpaid						$ 0.00
Balance Of Accrual Liability						$ 650,000.00
TOTAL BONDS OUTSTANDING 6-30-2020:						
Matured						$ 0.00
Unmatured						$ 3,200,000.00
Coupon Computation:	Coupon Date	Unmatured Amount	% Int.	Months	Interest Amount	
Bonds and Coupons	5/1/2021	$ 1,600,000.00	1.500%	10 Mo.	$ 20,000.00	
Bonds and Coupons	5/1/2022	$ 1,600,000.00	1.700%	12 Mo.	$ 27,200.00	
Bonds and Coupons				Mo.	$ 0.00	
Bonds and Coupons				Mo.	$ 0.00	
Bonds and Coupons				Mo.	$ 0.00	
Bonds and Coupons				Mo.	$ 0.00	
Bonds and Coupons				Mo.	$ 0.00	
Bonds and Coupons				Mo.	$ 0.00	
Bonds and Coupons				Mo.	$ 0.00	
Bonds and Coupons				Mo.	$ 0.00	
Requirement for Interest Earnings After Last Tax-Levy Year:						
Terminal Interest To Accrue						$ 0.00
Years To Run						0
Accrue Each Year						$ 0.00
Tax Years Run						0
Total Accrual To Date						$ 0.00
Current Interest Earned Through 2020-2021						$ 47,200.00
Total Interest To Levy For 2020-2021						$ 47,200.00
INTEREST COUPON ACCOUNT:						
Interest Earned But Unpaid 6-30-2019:						
Matured						$ 0.00
Unmatured						$ 12,266.67
Interest Earnings 2019-2020						$ 69,866.67
Coupons Paid Through 2019-2020						$ 73,600.00
Interest Earned But Unpaid 6-30-2020:						
Matured						$ 0.00
Unmatured						$ 8,533.34

SINKING FUND ACCOUNTS COVERING THE PERIOD JULY 1, 2019 TO JUNE 30, 2020
ESTIMATE OF NEEDS FOR 2020-2021

EXHIBIT "E"

Schedule 1: Detail of Bond and Coupon Indebtedness as of June 30, 2020 - Not Affecting Homesteads (New)						
PURPOSE OF BOND ISSUE:						2018 Building Bonds
Date Of Issue						5/1/2018
Date Of Sale By Delivery						
HOW AND WHEN BONDS MATURE:						
Uniform Maturities:						
Date Maturity Begins						5/1/2020
Amount Of Each Uniform Maturity						$ 2,450,000.00
Final Maturity Otherwise:						
Date of Final Maturity						5/1/2023
Amount of Final Maturity						$ 2,515,000.00
AMOUNT OF ORIGINAL ISSUE						$ 9,865,000.00
Cancelled, In Judgement Or Delayed For Final Levy Year						$ 0.00
Basis of Accruals Contemplated on Net Collections or Better in Anticipation:						
Bond Issues Accruing By Tax Levy						$ 9,865,000.00
Years To Run						5
Normal Annual Accrual						$ 1,973,000.00
Tax Years Run						2
Accrual Liability To Date						$ 3,946,000.00
Deductions From Total Accruals:						
Bonds Paid Prior To 6-30-2019						$ 0.00
Bonds Paid During 2019-2020						$ 2,450,000.00
Matured Bonds Unpaid						$ 0.00
Balance Of Accrual Liability						$ 1,496,000.00
TOTAL BONDS OUTSTANDING 6-30-2020:						
Matured						$ 0.00
Unmatured						$ 7,415,000.00
Coupon Computation:	Coupon Date	Unmatured Amount	% Int.	Months	Interest Amount	
Bonds and Coupons	5/1/2021	$ 2,450,000.00	3.000%	10 Mo.	$ 61,250.00	
Bonds and Coupons	5/1/2022	$ 2,450,000.00	3.000%	12 Mo.	$ 73,500.00	
Bonds and Coupons	5/1/2023	$ 2,515,000.00	3.000%	12 Mo.	$ 75,450.00	
Bonds and Coupons				Mo.	$ 0.00	
Bonds and Coupons				Mo.	$ 0.00	
Bonds and Coupons				Mo.	$ 0.00	
Bonds and Coupons				Mo.	$ 0.00	
Bonds and Coupons				Mo.	$ 0.00	
Bonds and Coupons				Mo.	$ 0.00	
Bonds and Coupons				Mo.	$ 0.00	
Requirement for Interest Earnings After Last Tax-Levy Year:						
Terminal Interest To Accrue						$ 0.00
Years To Run						0
Accrue Each Year						$ 0.00
Tax Years Run						0
Total Accrual To Date						$ 0.00
Current Interest Earned Through 2020-2021						$ 210,200.00
Total Interest To Levy For 2020-2021						$ 210,200.00
INTEREST COUPON ACCOUNT:						
Interest Earned But Unpaid 6-30-2019:						
Matured						$ 0.00
Unmatured						$ 47,487.50
Interest Earnings 2019-2020						$ 274,512.50
Coupons Paid Through 2019-2020						$ 284,925.00
Interest Earned But Unpaid 6-30-2020:						
Matured						$ 0.00
Unmatured						$ 37,075.00

SINKING FUND ACCOUNTS COVERING THE PERIOD JULY 1, 2019 TO JUNE 30, 2020
ESTIMATE OF NEEDS FOR 2020-2021

EXHIBIT "E"

Schedule 1: Detail of Bond and Coupon Indebtedness as of June 30, 2020 - Not Affecting Homesteads (New)						
PURPOSE OF BOND ISSUE:						2019 Building Bond
Date Of Issue						5/1/2019
Date Of Sale By Delivery						
HOW AND WHEN BONDS MATURE:						
Uniform Maturities:						
Date Maturity Begins						5/1/2021
Amount Of Each Uniform Maturity						$ 475,000.00
Final Maturity Otherwise:						
Date of Final Maturity						5/1/2024
Amount of Final Maturity						$ 480,000.00
AMOUNT OF ORIGINAL ISSUE						$ 1,905,000.00
Cancelled, In Judgement Or Delayed For Final Levy Year						$ 0.00
Basis of Accruals Contemplated on Net Collections or Better in Anticipation:						
Bond Issues Accruing By Tax Levy						$ 1,905,000.00
Years To Run						5
Normal Annual Accrual						$ 381,000.00
Tax Years Run						1
Accrual Liability To Date						$ 381,000.00
Deductions From Total Accruals:						
Bonds Paid Prior To 6-30-2019						$ 0.00
Bonds Paid During 2019-2020						$ 0.00
Matured Bonds Unpaid						$ 0.00
Balance Of Accrual Liability						$ 381,000.00
TOTAL BONDS OUTSTANDING 6-30-2020:						
Matured						$ 0.00
Unmatured						$ 1,905,000.00
Coupon Computation:	Coupon Date	Unmatured Amount	% Int.	Months	Interest Amount	
Bonds and Coupons	5/1/2021	$ 475,000.00	3.000%	10 Mo.	$ 11,875.00	
Bonds and Coupons	5/1/2022	$ 475,000.00	2.750%	12 Mo.	$ 13,062.50	
Bonds and Coupons	5/1/2023	$ 475,000.00	3.000%	12 Mo.	$ 14,250.00	
Bonds and Coupons	5/1/2024	$ 480,000.00	3.000%	12 Mo.	$ 14,400.00	
Bonds and Coupons				Mo.	$ 0.00	
Bonds and Coupons				Mo.	$ 0.00	
Bonds and Coupons				Mo.	$ 0.00	
Bonds and Coupons				Mo.	$ 0.00	
Bonds and Coupons				Mo.	$ 0.00	
Bonds and Coupons				Mo.	$ 0.00	
Requirement for Interest Earnings After Last Tax-Levy Year:						
Terminal Interest To Accrue						$ 0.00
Years To Run						0
Accrue Each Year						$ 0.00
Tax Years Run						0
Total Accrual To Date						$ 0.00
Current Interest Earned Through 2020-2021						$ 53,587.50
Total Interest To Levy For 2020-2021						$ 53,587.50
INTEREST COUPON ACCOUNT:						
Interest Earned But Unpaid 6-30-2019:						
Matured						$ 0.00
Unmatured						$ 0.00
Interest Earnings 2019-2020						$ 65,289.58
Coupons Paid Through 2019-2020						$ 65,962.50
Interest Earned But Unpaid 6-30-2020:						
Matured						$ 0.00
Unmatured						$ 9,327.08

SINKING FUND ACCOUNTS COVERING THE PERIOD JULY 1, 2019 TO JUNE 30, 2020
ESTIMATE OF NEEDS FOR 2020-2021

EXHIBIT "E"

Schedule 1: Detail of Bond and Coupon Indebtedness as of June 30, 2020 - Not Affecting Homesteads (New)						
PURPOSE OF BOND ISSUE:						2020 Building Bond
Date Of Issue						5/1/2020
Date Of Sale By Delivery						
HOW AND WHEN BONDS MATURE:						
Uniform Maturities:						
Date Maturity Begins						5/1/2022
Amount Of Each Uniform Maturity						$ 1,660,000.00
Final Maturity Otherwise:						
Date of Final Maturity						5/1/2025
Amount of Final Maturity						$ 1,675,000.00
AMOUNT OF ORIGINAL ISSUE						$ 6,685,000.00
Cancelled, In Judgement Or Delayed For Final Levy Year						$ 0.00
Basis of Accruals Contemplated on Net Collections or Better in Anticipation:						
Bond Issues Accruing By Tax Levy						$ 6,685,000.00
Years To Run						5
Normal Annual Accrual						$ 1,337,000.00
Tax Years Run						0
Accrual Liability To Date						$ 0.00
Deductions From Total Accruals:						
Bonds Paid Prior To 6-30-2019						$ 0.00
Bonds Paid During 2019-2020						$ 0.00
Matured Bonds Unpaid						$ 0.00
Balance Of Accrual Liability						$ 0.00
TOTAL BONDS OUTSTANDING 6-30-2020:						
Matured						$ 0.00
Unmatured						$ 6,685,000.00
Coupon Computation:	Coupon Date	Unmatured Amount	% Int.	Months	Interest Amount	
Bonds and Coupons	5/1/2022	$ 1,660,000.00	1.250%	14 Mo.	$ 24,208.33	
Bonds and Coupons	5/1/2023	$ 1,675,000.00	1.250%	14 Mo.	$ 24,427.08	
Bonds and Coupons	5/1/2024	$ 1,675,000.00	1.250%	14 Mo.	$ 24,427.08	
Bonds and Coupons	5/1/2025	$ 1,675,000.00	1.250%	14 Mo.	$ 24,427.08	
Bonds and Coupons				Mo.	$ 0.00	
Bonds and Coupons				Mo.	$ 0.00	
Bonds and Coupons				Mo.	$ 0.00	
Bonds and Coupons				Mo.	$ 0.00	
Bonds and Coupons				Mo.	$ 0.00	
Bonds and Coupons				Mo.	$ 0.00	
Requirement for Interest Earnings After Last Tax-Levy Year:						
Terminal Interest To Accrue						$ 0.00
Years To Run						0
Accrue Each Year						$ 0.00
Tax Years Run						0
Total Accrual To Date						$ 0.00
Current Interest Earned Through 2020-2021						$ 97,489.58
Total Interest To Levy For 2020-2021						$ 97,489.58
INTEREST COUPON ACCOUNT:						
Interest Earned But Unpaid 6-30-2019:						
Matured						$ 0.00
Unmatured						$ 0.00
Interest Earnings 2019-2020						$ 0.00
Coupons Paid Through 2019-2020						$ 0.00
Interest Earned But Unpaid 6-30-2020:						
Matured						$ 0.00
Unmatured						$ 0.00

SINKING FUND ACCOUNTS COVERING THE PERIOD JULY 1, 2019 TO JUNE 30, 2020
ESTIMATE OF NEEDS FOR 2020-2021

EXHIBIT "E"

Schedule 1: Detail of Bond and Coupon Indebtedness as of June 30, 2020 - Not Affecting Homesteads (New)	
PURPOSE OF BOND ISSUE:	Total All Bonds
HOW AND WHEN BONDS MATURE:	
Uniform Maturities:	
Amount Of Each Uniform Maturity	$ 9,255,000.00
Final Maturity Otherwise:	
Amount of Final Maturity	$ 9,425,000.00
AMOUNT OF ORIGINAL ISSUE	$ 36,925,000.00
Cancelled, In Judgement Or Delayed For Final Levy Year	$ 0.00
Basis of Accruals Contemplated on Net Collections or Better in Anticipation:	
Bond Issues Accruing By Tax Levy	$ 36,925,000.00
Normal Annual Accrual	$ 5,977,000.00
Accrual Liability To Date	$ 19,236,000.00
Deductions From Total Accruals:	
Bonds Paid Prior To 6-30-2019	$ 8,920,000.00
Bonds Paid During 2019-2020	$ 7,150,000.00
Matured Bonds Unpaid	$ 0.00
Balance Of Accrual Liability	$ 3,166,000.00
TOTAL BONDS OUTSTANDING 6-30-2020:	
Matured	$ 0.00
Unmatured	$ 20,855,000.00
Requirement for Interest Earnings After Last Tax-Levy Year:	
Terminal Interest To Accrue	$ 2,587.50
Accrue Each Year	$ 862.50
Total Accrual To Date	$ 2,587.50
Current Interest Earned Through 2020-2021	$ 422,070.83
Total Interest To Levy For 2020-2021	$ 422,070.83
INTEREST COUPON ACCOUNT:	
Interest Earned But Unpaid 6-30-2019:	
Matured	$ 0.00
Unmatured	$ 73,262.09
Interest Earnings 2019-2020	$ 461,814.58
Coupons Paid Through 2019-2020	$ 474,835.00
Interest Earned But Unpaid 6-30-2020:	
Matured	$ 0.00
Unmatured	$ 60,241.67

SINKING FUND ACCOUNTS COVERING THE PERIOD JULY 1, 2019 TO JUNE 30, 2020
ESTIMATE OF NEEDS FOR 2020-2021

EXHIBIT "E"

Schedule 2: Detail of Judgment Indebtedness as of June 30, 2020 - Not Affecting Homesteads (New)					
Judgments For Indebtedness Originally Incurred After January 8, 1937. (New)					
IN FAVOR OF					TOTAL ALL JUDGMENTS
BY WHOM OWNED					
PURPOSE OF JUDGMENT					
Case Number					
NAME OF COURT					
Date of Judgment					
Principal Amount of Judgment	$ 0.00	$ 0.00	$ 0.00	$ 0.00	$ 0.00
Interest Rate Assigned by Court	0.00%	0.00%	0.00%	0.00%	
Tax Levies Made	0	0	0	0	
Principal Amount Provided for to June 30, 2019	$ 0.00	$ 0.00	$ 0.00	$ 0.00	$ 0.00
Principal Amount Provided for in 2019-2020	$ 0.00	$ 0.00	$ 0.00	$ 0.00	$ 0.00
PRINCIPAL AMOUNT NOT PROVIDED FOR	$ 0.00	$ 0.00	$ 0.00	$ 0.00	$ 0.00
AMOUNT TO PROVIDE BY TAX LEVY FISCAL YEAR 2020-2021					
Principal 1/3	$ 0.00	$ 0.00	$ 0.00	$ 0.00	$ 0.00
Interest	$ 0.00	$ 0.00	$ 0.00	$ 0.00	$ 0.00
FOR ALL JUDGMENTS REPORTED					
LEVIED FOR BUT UNPAID JUDGMENT OBLIGATIONS					
OUTSTANDING JUNE 30, 2019					
Principal	$ 0.00	$ 0.00	$ 0.00	$ 0.00	$ 0.00
Interest	$ 0.00	$ 0.00	$ 0.00	$ 0.00	$ 0.00
JUDGMENT OBLIGATIONS SINCE LEVIED FOR:					
Principal	$ 0.00	$ 0.00	$ 0.00	$ 0.00	$ 0.00
Interest	$ 0.00	$ 0.00	$ 0.00	$ 0.00	$ 0.00
JUDGMENT OBLIGATIONS SINCE PAID:					
Principal	$ 0.00	$ 0.00	$ 0.00	$ 0.00	$ 0.00
Interest	$ 0.00	$ 0.00	$ 0.00	$ 0.00	$ 0.00
LEVIED BUT UNPAID JUDGMENT OBLIGATIONS OUTSTANDING JUNE 30, 2020					
Principal	$ 0.00	$ 0.00	$ 0.00	$ 0.00	$ 0.00
Interest	$ 0.00	$ 0.00	$ 0.00	$ 0.00	$ 0.00
Total	$ 0.00	$ 0.00	$ 0.00	$ 0.00	$ 0.00

Schedule 3: Prepaid Judgments as of June 30, 2020					
Prepaid Judgments On Indebtedness Originating After January 8, 1937					
NAME OF JUDGMENT					TOTAL ALL PREPAID JUDGMENTS
CASE NUMBER					
NAME OF COURT					
Principal Amount of Judgment	$ 0.00	$ 0.00	$ 0.00	$ 0.00	$ 0.00
Tax Levies Made	0	0	0	0	
Unreimbursed Balance At June 30, 2019	$ 0.00	$ 0.00	$ 0.00	$ 0.00	$ 0.00
Reimbursement By 2019-2020 Tax Levy	$ 0.00	$ 0.00	$ 0.00	$ 0.00	$ 0.00
Annual Accrual On Prepaid Judgments	$ 0.00	$ 0.00	$ 0.00	$ 0.00	$ 0.00
Stricken By Court Order	$ 0.00	$ 0.00	$ 0.00	$ 0.00	$ 0.00
Asset Balance	$ 0.00	$ 0.00	$ 0.00	$ 0.00	$ 0.00

SINKING FUND ACCOUNTS COVERING THE PERIOD JULY 1, 2019 TO JUNE 30, 2020
ESTIMATE OF NEEDS FOR 2020-2021

EXHIBIT "E"

Schedule 4: Sinking Fund Cash Statement		
Revenue Receipts and Disbursements (Fund 41)	SINKING FUND	
	Detail	Extension
Cash on Hand June 30, 2019		$ 4,509,766.25
Investments Since Liquidated	$ 0.00	
COLLECTED AND APPORTIONED:		
Contributions From Other Districts	$ 0.00	
2018 and Prior Ad Valorem Tax	$ 686,976.79	
2019 Ad Valorem Tax	$ 5,936,133.40	
Miscellaneous Receipts	$ 14,513.97	
TOTAL RECEIPTS		$ 6,637,624.16
TOTAL RECEIPTS AND BALANCE		$ 11,147,390.41
DISBURSEMENTS:		
Coupons Paid	$ 474,835.00	
Interest Paid on Past-Due Coupons	$ 0.00	
Bonds Paid	$ 7,150,000.00	
Interest Paid on Past-Due Bonds	$ 0.00	
Commission Paid to Fiscal Agency	$ 0.00	
Judgments Paid	$ 0.00	
Interest Paid on Such Judgments	$ 0.00	
Investments Purchased	$ 0.00	
Judgments Paid Under 62 O.S. 1981, Sect 435	$ 0.00	
TOTAL DISBURSEMENTS		$ 7,624,835.00
CASH BALANCE ON HAND JUNE 30, 2020		$3,522,555.41

Schedule 5: Sinking Fund Balance Sheet		
	SINKING FUND	
	Detail	Extension
Cash Balance on Hand June 30, 2020		$ 3,522,555.41
Legal Investments Properly Maturing	$ 0.00	
Judgments Paid to Recover by Tax Levy	$ 0.00	
TOTAL LIQUID ASSETS		$ 3,522,555.41
DEDUCT MATURED INDEBTEDNESS:		
a. Past-Due Coupons	$ 0.00	
b. Interest Accrued Thereon	$ 0.00	
c. Past-Due Bonds	$ 0.00	
d. Interest Thereon After Last Coupon	$ 0.00	
e. Fiscal Agent Commission On Above	$ 0.00	
f. Judgements and Interest Levied for But Unpaid	$ 0.00	
TOTAL Items a. Through f. (To Extension Column)		$ 0.00
BALANCE OF ASSETS SUBJECT TO ACCRUALS		$ 3,522,555.41
DEDUCT ACCRUAL RESERVES IF ASSETS SUFFICIENT:		
g. Earned Unmatured Interest	$ 60,241.67	
h. Accrual on Final Coupons	$ 2,587.50	
i. Accrued on Unmatured Bonds	$ 3,166,000.00	
TOTAL Items g. Through i. (To Extension Column)		$ 3,228,829.17
EXCESS OF ASSETS OVER ACCRUAL RESERVES		$ 293,726.24

Schedule 6: Estimate of Sinking Fund Needs		
	SINKING FUND	
	Computed By Governing Board	Provided By Excise Board
Interest Earnings on Bonds	$ 422,070.83	$ 422,070.83
Accrual on Unmatured Bonds	$ 5,977,000.00	$ 5,977,000.00
Annual Accrual on "Prepaid" Judgments	$ 0.00	$ 0.00
Annual Accrual on Unpaid Judgments	$ 0.00	$ 0.00
Interest on Unpaid Judgments	$ 0.00	$ 0.00
Participating Contributions (Annexations):	$ 0.00	$ 0.00
For Credit to School Dist. No.	$ 0.00	$ 0.00
For Credit to School Dist. No.	$ 0.00	$ 0.00
For Credit to School Dist. No.	$ 0.00	$ 0.00
For Credit to School Dist. No.	$ 0.00	$ 0.00
Annual Accrual From Exhibit KK	$ 0.00	$ 0.00
TOTAL SINKING FUND PROVISION	$ 6,399,070.83	$ 6,399,070.83

SINKING FUND ACCOUNTS COVERING THE PERIOD JULY 1, 2019 TO JUNE 30, 2020
ESTIMATE OF NEEDS FOR 2020-2021

EXHIBIT "E"

Schedule 7: Ad Valorem Tax Account - Sinking Funds				
ACCOUNTS COVERING THE PERIOD JULY 1, 2019 TO JUNE 30, 2020		21.360 Mills		Amount
Gross Value	$ 0.00	Net Value	$ 311,847,485.00	
Total Proceeds of Levy as Certified				$ 6,661,092.83
Additions:				$ 0.00
Deductions:				$ 0.00
Gross Balance Tax				$ 6,661,092.83
Less Reserve for Delinquent Tax				$ 317,194.90
Reserve for Protests Pending				$ 0.00
Balance Available Tax				$ 6,343,897.93
Deduct 2019 Tax Apportioned				$ 5,936,133.40
Net Balance 2019 Tax in Process of Collection				$ 407,764.53
Excess Collections				$ 0.00

Schedule 8: Sinking Fund Contributions From Other Districts Due To Boundary Changes			
SCHOOL DISTRICT CONTRIBUTIONS		SINKING FUND	
		Actually Received	Provided For in Budget of Contributing School District
From School District No.		$ 0.00	$ 0.00
From School District No.		$ 0.00	$ 0.00
From School District No.		$ 0.00	$ 0.00
From School District No.		$ 0.00	$ 0.00
From School District No.		$ 0.00	$ 0.00
From School District No.		$ 0.00	$ 0.00
From School District No.		$ 0.00	$ 0.00
From School District No.		$ 0.00	$ 0.00
From School District No.		$ 0.00	$ 0.00
TOTALS		$ 0.00	$ 0.00

SINKING FUND ACCOUNTS COVERING THE PERIOD JULY 1, 2019 TO JUNE 30, 2020
ESTIMATE OF NEEDS FOR 2020-2021

EXHIBIT "E"

Schedule 10: Miscellaneous Revenue	2019-20 ACCOUNT
Source	Amount
1000 DISTRICT SOURCES OF REVENUE:	
1200 Tuition & Fees	$ 0.00
1300 EARNINGS ON INVESTMENTS AND BOND SALES	
1310 Interest Earnings	$ 0.00
1320 Dividends on Insurance Policies	$ 0.00
1330 Premium on Bonds Sold	$ 0.00
1340 Accrued Interest on Bond Sales	$ 1,392.71
1350 Interest on Taxes	$ 0.00
1360 Earnings From Oklahoma Commission on School Funds Management	$ 0.00
1370 Proceeds From Sale of Original Bonds	$ 0.00
1390 Other Earnings on Investments	$ 0.00
TOTAL EARNINGS ON INVESTMENTS AND BOND SALES	$ 1,392.71
1400 RENTAL, DISPOSALS AND COMMISSIONS	
1410 Rental of School Facilities	$ 0.00
1420 Rental of Property Other Than School Facilities	$ 0.00
1430 Sales of Building and/or Real Estate	$ 0.00
1440 Sales of Equipment, Services and Materials	$ 0.00
1450 Bookstore Revenue	$ 0.00
1460 Commissions	$ 0.00
1470 Shop Revenue	$ 0.00
1490 Other Rental, Disposals and Commissions	$ 0.00
TOTAL RENTAL, DISPOSALS AND COMMISSIONS	$ 0.00
1500 Reimbursements	$ 0.00
1600 Other Local Sources of Revenue	$ 0.00
1700 Child Nutrition Programs	$ 0.00
1800 Athletics	$ 0.00
TOTAL DISTRICT SOURCES OF REVENUE	$ 1,392.71
2000 INTERMEDIATE SOURCES OF REVENUE:	
2100 County 4 Mill Ad Valorem Tax	$ 0.00
2200 County Apportionment (Mortgage Tax)	$ 0.00
2300 Resale of Property Fund Distribution	$ 0.00
2900 Other Intermediate Sources of Revenue	$ 0.00
TOTAL INTERMEDIATE SOURCES OF REVENUE	$ 0.00
3000 STATE SOURCES OF REVENUE:	
3100 Total Dedicated Revenue	$ 0.00
3200 Total State Aid - General Operations - Non-Categorical	$ 0.00
3300 State Aid - Competitive Grants - Categorical	$ 0.00
3400 State - Categorical	$ 0.00
3500 Special Programs	$ 0.00
3600 Other State Sources of Revenue	$ 61.91
3700 Child Nutrition Program	$ 0.00
3800 State Vocational Programs - Multi-Source	$ 0.00
TOTAL STATE SOURCES OF REVENUE	$ 61.91
4000 FEDERAL SOURCES OF REVENUE:	$ 0.00
TOTAL FEDERAL SOURCES OF REVENUE	$ 0.00
5000 NON-REVENUE RECEIPTS:	13,059.35
TOTAL NON-REVENUE RECEIPTS	13,059.35
GRAND TOTAL	$ 14,513.97

CERTIFICATE OF EXCISE BOARD

State of Oklahoma, County of Kay

We, do further certify that we have examined the statement of estimated needs for the current fiscal year ending June 30, 2020, as certified by the Board of Education of Ponca City Public Schools, District Number I-71 of said County and State, and its financial statement for the preceding year, and in so doing we have diligently performed the duties imposed upon this Excise Board by 68 O. S. 2001 Section 3007, by (1) ascertaining that the financial statements, as to the statistics therein contained, reflect the true fiscal condition at the close of the fiscal year, or caused the same to be corrected so to show; (2) struck from the estimate of needs so submitted any items not authorized by law and reduced to the sum authorized by law any items restricted by statute as to the amount lawfully expendable therefor; (3) supplemented such estimate, after appropriate action, by an estimate of needs prepared by this Excise Board to make provision for mandatory functions based upon statistics authoritatively submitted; (4) computed the total means available to each fund in the manner provided, applying the Governing Board's estimate of revenue to be derived from surplus tax of the immediately preceding year and from sources other than ad valorem tax, or reduced such estimate to not less than the lawfully authorized ratio of the several sums realized from such sources during the preceding fiscal year or to such lesser sum as may reasonably be anticipated under altered law or circumstance and using for such determination the basic collections of the preceding year and the ratios on which distribution or apportionment must be made during the ensuing or current year.

To the several and specific purposes of the estimated needs as certified, we have and do hereby appropriate the surplus balances of cash on hand of the prior year, estimates of income from sources other than ad valorem taxation within the limitation fixed by law, and the proceeds of ad valorem tax levy within the number of mills authorized, either by apportionment by the Legislature, allocation by the excise board or by legal election, all of which appropriations are made in so far as the available surpluses, revenues, and levies will permit, except in that we have also provided that, after deducting items consisting of cash and the revenue from all sources other than the 2020 tax and the proceeds of the 2020 tax levy are in excess of the residue of such appropriations, by a sum included for delinquent tax, computed at .0% of such residue. And provided further, if said School District has been ascertained to be a well defined State Aid District, the local budget, as approved and appropriated for, has been applied wholly to its operating accounts.

We further certify that the amount required to be raised from tax, excluding Homesteads, for General Revenue Fund purposes as approved, requires a total ad valorem tax levy of 25.000 Mills. Said levy is within the statutory limit, and if in excess, is within the constitutional limit and has been authorized by a vote of the people of said district, as shown by certificate of the School Board to-wit:

To this District, with valuations shown below, the Excise Board allocated 5.000 Mills, plus 15.000 Mills authorized by the Constitution, plus an emergency levy of .000 Mills; plus local support levy of 5.000 Mills; for a total levy for the General Fund of 25.000 Mills.

We further certify that the amount required to be raised for building fund purposes as approved requires a tax levy of 10.000 Mills, and said levy has been certified as authorized by a vote of the people at an election held for that purpose. We further certify that Assessed Values used in computing Mill-vote levies have been applied as certified by the County Assessor.

We further certify that we have examined the within statements of account and estimated needs or requirements of the Governing Board of Ponca City Public Schools, School District No. I-71 of said County and State, in relation to the Sinking Fund or Funds thereof, and after finding the same correct or having caused the same to be corrected pursuant to 68 O. S. 2001 Section 3009, have approved the requirements therefor to fulfill the conditions of Section 26 and 28 of Article 10, Oklahoma Constitution, and have made and certified a tax levy therefor to the extent of the excess of said total requirements over the total of items 2, 3, 6, and 12 of Exhibit Y and any other legal deduction, including a reserve of .0% for delinquent taxes.

CERTIFICATE OF EXCISE BOARD
ESTIMATE OF NEEDS FOR 2020-2021

EXHIBIT "Y"					
County Excise Board's Appropriation of Income and Revenue	General Fund	Building Fund	Co-op Fund	Child Nutrition Fund	New Sinking Fund (Exc. Homesteads)
Appropriation Approved and Provision Made	$ 16,671,158.16	$ 2,738,245.18	$ 0.00	$ 328,594.80	$ 6,399,070.83
Appropriation of Revenues:					
Excess of Assets Over Liabilities	$ 6,299,290.46	$ 1,256,127.75	$ 0.00	$ 328,594.80	$ 293,726.24
Unclaimed Protest Tax Refunds	$ 0.00	$ 0.00	$ 0.00	$ 0.00	$ 0.00
Miscellaneous Estimated Revenues	$ 0.00	$ 0.00	$ 0.00	$ 0.00	None
Est. Value of Surplus Tax in Process	$ 199,436.15	$ 28,498.48	$ 0.00	$ 0.00	None
Sinking Fund Contributions	$ 0.00	$ 0.00	$ 0.00	$ 0.00	$ 0.00
Surplus Building Fund Cash	$ 0.00	$ 0.00	$ 0.00	$ 0.00	$ 0.00
Total Other Than 2020 Tax	$ 6,498,726.61	$ 1,284,626.23	$ 0.00	$ 328,594.80	$ 293,726.24
Balance Required	$ 10,172,431.55	$ 1,453,618.95	$ 0.00	$ 0.00	$ 6,105,344.60
Add Allowance for Delinquency	$ 1,017,243.16	$ 145,361.89	$ 0.00	$ 0.00	$ 305,267.23
Total Required for 2020 Tax	$ 11,189,674.71	$ 1,598,980.84	$ 0.00	$ 0.00	$ 6,410,611.83
Rate of Levy Required and Certified	---------	---------	---------	---------	20.51 Mills

We further certify that the net assessed valuation of the Property, subject to ad valorem taxes, after the amount of all Homestead Exemptions have been deducted in the said School District as finally equalized and certified by the Board of Equalization for the current year 2020-2021 is as follows:

VALUATION AND LEVIES EXCLUDING HOMESTEADS					
County		Real	Personal	Public Service	Total
This County	Kay	$ 128,993,234	$ 139,751,922	$ 37,415,327	$ 306,160,483
Joint County	Noble	$ 68,444	$ 14	$ 81,889	$ 150,347
Joint County	Osage	$ 5,227,530	$ 422,992	$ 674,044	$ 6,324,566
Joint County		$ 0	$ 0	$ 0	$ 0
Joint County		$ 0	$ 0	$ 0	$ 0
Joint County		$ 0	$ 0	$ 0	$ 0
Joint County		$ 0	$ 0	$ 0	$ 0
Joint County		$ 0	$ 0	$ 0	$ 0
Joint County		$ 0	$ 0	$ 0	$ 0
Joint County		$ 0	$ 0	$ 0	$ 0
Joint County		$ 0	$ 0	$ 0	$ 0
Joint County		$ 0	$ 0	$ 0	$ 0
Total Valuations, All Counties		$ 134,289,208	$ 140,174,928	$ 38,171,260	$ 312,635,396

The assessed valuations herein certified have been used in computing the rates of mill levies and the proceeds thereof appropriated as aforesaid; and that having ascertained as aforesaid, the aggregate amount to be raised by ad valorem taxation, be raised by ad valorem taxation, we thereupon made the above levies therefor as provided by law as follows:

CERTIFICATE OF EXCISE BOARD
ESTIMATE OF NEEDS FOR 2020-2021

EXHIBIT "Y" Continued:		Primary County And All Joint Counties				
Levies Required and Certified:		Valuation And Levies Excluding Homesteads			Total Required For 2020 Tax	
County		General Fund	Building Fund	Total Valuation	General	Building
This County	Kay	35.76 Mills	5.11 Mills	$ 306,160,483	$ 10,948,299	$ 1,564,480
Joint Co.	Noble	36.80 Mills	5.26 Mills	$ 150,347	$ 5,533	$ 791
Joint Co.	Osage	37.29 Mills	5.33 Mills	$ 6,324,566	$ 235,843	$ 33,710
Joint Co.		0.00 Mills	0.00 Mills	$ 0	$ 0	$ 0
Joint Co.		0.00 Mills	0.00 Mills	$ 0	$ 0	$ 0
Joint Co.		0.00 Mills	0.00 Mills	$ 0	$ 0	$ 0
Joint Co.		0.00 Mills	0.00 Mills	$ 0	$ 0	$ 0
Joint Co.		0.00 Mills	0.00 Mills	$ 0	$ 0	$ 0
Joint Co.		0.00 Mills	0.00 Mills	$ 0	$ 0	$ 0
Joint Co.		0.00 Mills	0.00 Mills	$ 0	$ 0	$ 0
Joint Co.		0.00 Mills	0.00 Mills	$ 0	$ 0	$ 0
Joint Co.		0.00 Mills	0.00 Mills	$ 0	$ 0	$ 0
Totals				$ 312,635,396	$ 11,189,675	$ 1,598,981

Sinking Fund: 20.51 Mills

We do hereby order the above levies to be certified forthwith by the Secretary of this Board to the County Assessor of said County, in order that the County Assessor may immediately extend said levies upon the Tax Rolls for the year 2020 without regard to any protest that may be filed against any levies, as required by 68 O. S. 2001, Section 2869.

Signed at Newkirk, Oklahoma, this 13th day of Oct. 13, 2020

Steve Cundiff
Excise Board Member

J. C. Cox
Excise Board Chairman

Joe R. Cary
Excise Board Member

Tammy Reese
Excise Board Secretary

Joint School District Levy Certification for Ponca City Public Schools I-71

				Noble Co.	Osage Co.
Career Tech District Number	J-13 :	General Fund	10.23	0.00	10.54
		Building Fund	5.00	0.00	5.27

State of Kay)
) ss
County of Kay)

I, Tammy Reese Kay County Clerk, do hereby certify that the above levies are true and correct for the taxable year 2020.

Witness my hand and seal, on Oct. 13, 2020.

Tammy Reese
Kay County Clerk

Independent School District No. I-71
Ponca City Public Schools
Kay County

Fiscal Year 2020-21

Valuations and Levies

County	Valuation	Millage	General Fund	Building Fund	Sinking Fund
Kay	$ 306,160,483	35.76	10,948,298.87		
		5.11		1,564,480.07	
		20.51			6,277,843.26
Noble	150,347	36.80	5,532.77		
		5.26		790.83	
		20.51			3,082.88
Osage	6,324,566	37.29	235,843.07		
		5.33		33,709.94	
		20.51			129,685.69
Totals	$ 312,635,396		11,189,674.71	1,598,980.84	6,410,611.83
Less: 10% Delinquency Reserve			(1,017,243.16)	(145,361.89)	-
Less: 5% Delinquency Reserve			-	-	(305,267.23)
Net Appropriations 2020-21			10,172,431.55	1,453,618.95	6,105,344.60

Ponca City Public Schools
Carryforwards
As of June 30, 2020

	Cash & Inv. Balance June 30, 2020	Less: Outstanding Warrants	Less: Open Encumbrances	Fund Balance June 30, 2020
General fund 2019-20	10,177,567.48	(3,712,135.60)	(166,141.42)	6,299,290.46
Building fund 2019-20	1,649,998.95	(384,348.91)	(9,522.29)	1,256,127.75
Child nutrition fund 2019-20	422,659.22	(90,747.71)	(3,316.71)	328,594.80
Sinking fund 2019-20	3,522,555.41	-	-	3,522,555.41
2020 Building bond fund (31) 2019-20	6,685,031.84	-	-	6,685,031.84
2017 Building bond fund (37) 2019-20	1,962.56	(1,962.56)	-	-
2018 Building bond fund (38) 2019-20	47,210.76	(47,210.76)	-	-
2019 Building bond fund (39) 2019-20	598,728.29	(114,565.39)	(84,631.86)	399,531.04
Gifts fund 2019-20	657,522.89	(187.66)	-	657,335.23
	23,763,237.40	(4,351,158.59)	(263,612.28)	19,148,466.53

For internal management use only

PROOF OF PUBLICATION

State of Oklahoma

County of Kay

Stephanie Rollins of lawful age, being duly sworn and authorized, says that she is the Classified / Legal Department Clerk of THE PONCA CITY NEWS, a daily newspaper printed in the City of Ponca City, Kay County, Oklahoma, having paid a general subscription circulation in said County, with entrance into the United States mails as second class mail meter in Kay County, and published and printed in said County where delivered to the United States Mail, and said newspaper has been continuously and uninterruptedly published in said County during a period of one hundred four (104) consecutive weeks immediately prior to the first publication of the attached notice, advertisement or publication; and that said newspaper comes within the requirements of Chapter 4 of Title 25, Oklahoma Statutes 1951. as amended and complies with all other requirements of the laws of Oklahoma with reference to legal publications.

That said notice, a true copy of which is attached hereto, was published in the regular edition of said newspaper during the period and time of publication and not in a supplement, on the following dates:

September 12, 2020

Stephanie Rollins

Subscribed and sworn to before me this 12th day of September, 2020

Larissa Williams
Notary Public
My Commission Expires 10/10/2023

LARISSA WILLIAMS
Notary Public, State of Oklahoma
Commission # 19010223
My Commission Expires 10-10-2023

Printer's Fee..... $111.80

ESTIMATED NEEDS FOR FISCAL YEAR ENDING JUNE 30, 2021

SINKING FUND BALANCE SHEET	
1. Cash Balance on Hand June 30, 2020	$ 3,522,555.41
2. Legal Investments Properly Maturing	$ 0.00
3. Judgments Paid To Recover By Tax Levy	$ 0.00
4. Total Liquid Assets	$ 3,522,555.41
Deduct Matured Indebtedness:	
5. a. Past-Due Coupons	$ 0.00
6. b. Interest Accrued Thereon	$ 0.00
7. c. Past-Due Bonds	$ 0.00
8. d. Interest Thereon after Last Coupon	$ 0.00
9. e. Fiscal Agency Commissions on Above	$ 0.00
10. f. Judgments and Int. Levied for/Unpaid	$ 0.00
11. Total Items a. Through f	$ 0.00
12. Balance of Assets Subject to Accrual	$ 3,522,555.41
Deduct Accrual Reserve If Assets Sufficient:	
13. g. Earned Unmatured Interest	$ 60,241.67
14. h. Accrual on Final Coupons	$ 2,587.50
15. I. Accrued on Unmatured Bonds	$ 3,166,000.00
16. Total Items g Through I	$ 3,228,829.17
17. Excess of Assets Over Accrual Reserves **(Page 2)	$ 293,726.24

SINKING FUND REQUIREMENTS FOR 2020-2021	
1. Interest Earnings on Bonds	$ 422,070.83
2. Accrual on Unmatured Bonds	$ 5,977,000.00
3. Annual Accrual on "Prepaid" Judgments	$ 0.00
4. Annual Accrual on Unpaid Judgments	$ 0.00
5. Interest on Unpaid Judgments	$ 0.00
6. PARTICIPATING CONTRIBUTIONS (Annexations):	$ 0.00
7. For Credit to School Dist. No.	$ 0.00
8. For Credit to School Dist. No.	$ 0.00
9. For Credit to School Dist. No.	$ 0.00
10. For Credit to School Dist. No.	0.00
11. Annual Accrual From Exhibit KK	$ 0.00
Total Sinking Fund Requirements	$ 6,399,070.83
Deduct:	
1. Excess of Assets over Liabilities (if not a deficit)	$ 293,726.24
2. Contributions From Other Districts	$ 0.00
Balance To Raise	$ 6,105,344.60

CERTIFICATE - GOVERNING BOARD

STATE OF OKLAHOMA, COUNTY OF KAY, ss

We, the undersigned duly elected, qualified and acting officers of the Board of Education of Ponca City Public Schools, School District No. I-71, of said County and State, do hereby certify that at a meeting of the Governing Body of the said District held at the time provided by law for the filing of this claim and pursuant to the provisions of 68 O. S. 2011 Section 3020, the foregoing statement was prepared and was received as a portion of the Financial Affairs of said District to be prepared by the records of the District Clerk and Treasurer. We further certify that the foregoing estimate is correct reports for the fiscal year beginning July 1, 2020 and ending June 30, 2021, as shown on records duly examined by the proper conducted the affairs of the said District, that the Estimated Receipts to be derived from sources other than ad valorem assessments are as reasoned for hereby authorized to be received from the same sources during the governing year

Rob Riley
President of Board of Education
Robin Riley

Subscribed and sworn to before me this 9th day of September 2020

Dana S. Miller
Notary Public

DANA S. MILLER
Notary Public, State of Oklahoma
Commission Number 19010226
My Commission Expires 10-10-2023

The form of Notice to be published in each school district legally qualified newspaper published in each political subdivision. Where there is no such newspaper published in such political subdivision, such statement shall be published in some legally qualified newspaper of general circulation in such political subdivision. Such publication shall be made by the board at such time and using the estimate