

2022 KIOWA COUNTY ASSESSOR'S OFFICE REPORT TO THE EXCISE BOARD

07/27/2022

City/Village								
DISTRICT	DESCRIPTION	PERSONAL PROPERTY	REAL PROPERTY	PUBLIC SERVICE	TOTAL VALUATION	HOMESTEAD EXEMPTIONS	OTHER EXEMPTIONS	NET VALUATION
T01	Hobart-C	1,319,399	10,737,621	1,753,170	13,810,190	701,034	134,701	12,974,455
T02	Gotebo-C	32,849	508,493	264,940	806,282	55,738	5,827	744,717
T03	Ionewolf-C	56,883	1,134,157	244,415	1,435,455	85,974	46,770	1,302,711
T04	Mt Park-C	7,083	553,050	151,213	711,346	75,213	11,176	624,957
T05	MT VIEW	211,216	2,234,903	293,364	2,739,483	214,687	34,919	2,489,877
T06	Rosevelt-C	52,775	721,633	141,489	915,897	58,036	5,241	852,620
T07	snyder-c	256,244	3,375,468	611,177	4,242,889	197,240	47,246	3,998,403
CITY/VILLAGE TOTAL VALUATION		1,936,449	19,265,325	3,459,768	24,661,542	1,387,922	285,880	22,987,740

County								
DISTRICT	DESCRIPTION	PERSONAL PROPERTY	REAL PROPERTY	PUBLIC SERVICE	TOTAL VALUATION	HOMESTEAD EXEMPTIONS	OTHER EXEMPTIONS	NET VALUATION
C001	Kiowa County General	34,118,718	47,832,709	15,852,591	97,804,018	1,925,642	518,648	95,359,728
COUNTY TOTAL VALUATION		34,118,718	47,832,709	15,852,591	97,804,018	1,925,642	518,648	95,359,728

Other								
DISTRICT	DESCRIPTION	PERSONAL PROPERTY	REAL PROPERTY	PUBLIC SERVICE	TOTAL VALUATION	HOMESTEAD EXEMPTIONS	OTHER EXEMPTIONS	NET VALUATION
522 EMS	522 EMS	7,414,702	24,142,223	4,864,201	36,421,126	1,041,941	212,049	35,167,136
EMS	EMS MT VIEW GOTEBO	20,154,679	8,020,724	3,193,082	31,368,485	361,425	47,679	30,959,381
OTHER TOTAL VALUATION		27,569,381	32,162,947	8,057,283	67,789,611	1,403,366	259,728	66,126,517

School								
DISTRICT	DESCRIPTION	PERSONAL PROPERTY	REAL PROPERTY	PUBLIC SERVICE	TOTAL VALUATION	HOMESTEAD EXEMPTIONS	OTHER EXEMPTIONS	NET VALUATION
Blair	54-Jackson-R	31,921	276,295	31,442	339,658	5,000	0	334,658
Carnegie	33-Caddo-R	510,075	617,529	243,177	1,370,781	6,500	8,143	1,356,138
Hobart	Hobart-R	6,824,499	17,723,253	3,704,001	28,251,753	837,710	134,701	27,279,342
Indiahom	2-Comanche-R	13,404	59,017	26,862	99,283	0	28,462	70,821
Lone Wol	Lone Wolf-R	590,203	6,418,970	1,160,200	8,169,373	204,231	77,348	7,887,794
Mt View	Mt View-R	20,154,679	8,020,724	3,193,082	31,368,485	361,425	47,679	30,959,381
Sentinel	1-Washita-R	1,945	556,325	17,423	575,693	5,000	0	570,693

2022 KIOWA COUNTY ASSESSOR'S OFFICE REPORT TO THE EXCISE BOARD

07/27/2022

Snyder Snyder-R	5,991,992	14,160,596	7,476,404	27,628,992	505,776	222,315	26,900,901
SCHOOL TOTAL VALUATION	34,118,718	47,832,709	15,852,591	97,804,018	1,925,642	518,648	95,359,728

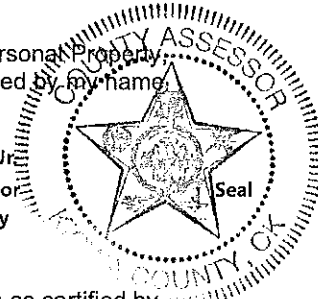
Vo-Tech								
DISTRICT	DESCRIPTION	PERSONAL PROPERTY	REAL PROPERTY	PUBLIC SERVICE	TOTAL VALUATION	HOMESTEAD EXEMPTIONS	OTHER EXEMPTIONS	NET VALUATION
V12	VO TEVH 12 HOBART	7,416,647	24,698,548	4,881,624	36,996,819	1,046,941	212,049	35,737,829
V27	VO TECH 27	31,921	276,295	31,442	339,658	5,000	0	334,658
V2GEN	VO TECH 2 MT VIEW	20,664,754	8,638,253	3,436,259	32,739,266	367,925	55,822	32,315,519
V9	VOTECH 9 TILLMAN	6,005,396	14,219,613	7,503,266	27,728,275	505,776	250,777	26,971,722
VO-TECH TOTAL VALUATION		34,118,718	47,832,709	15,852,591	97,804,018	1,925,642	518,648	95,359,728

I, Buddy Jones Jr., Assessor of Kiowa County Oklahoma, do hereby certify that the foregoing is a true and correct statement of valuations for Real Estate, Personal Property, Public Service and Homestead Exemptions as certified by the State Board of Equalization and shown by the records in the County Assessor's office. Subscribed by my name and affixed the seal of the County Assessor's office on this day of 07/27/2022.

State of Oklahoma)
) SS
 Kiowa County)

Buddy Jones Jr.

Buddy Jones Jr.
 County Assessor
 Kiowa County



I, County Clerk of Kiowa County Oklahoma, do hereby certify that the above is a true, correct and complete list of the valuations of Kiowa County Oklahoma as certified by the Kiowa County Assessor's office.

Micki Dodd

County Clerk
 Kiowa County

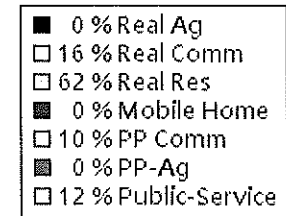
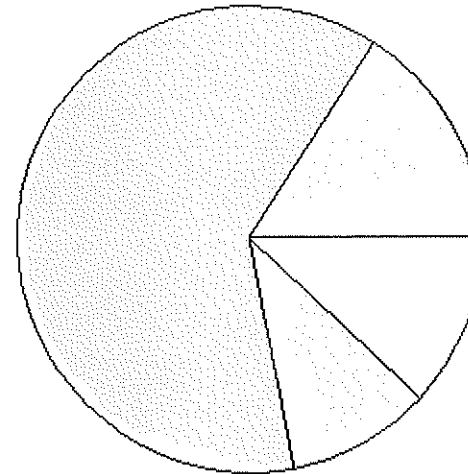


Excise Board:

Jim Tepe *Wm Bur* *GA*

8/1/22
 Date


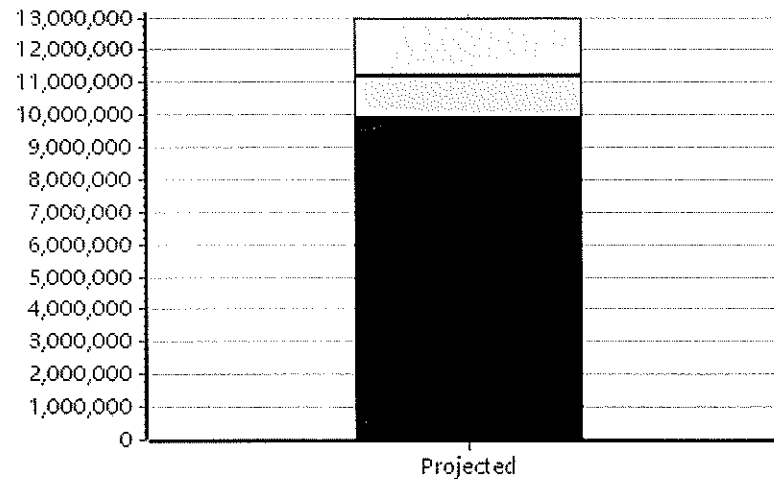
Real	Count	Value
Agricultural	1	238
Commercial	282	2,075,552
Residential	2,081	8,661,831
Total Real Value	2,364	10,737,621
Homestead	652	701,034
Veteran	20	134,701
Other	0	0
Total Exempt	729	835,735



TIF Increment Value

Net Assessed	9,901,886
Net Assessed Under Protest	
Senior Freeze	132 289,529
Capped Parcels	1,414 1,848,746

Personal	Count	Value
Agricultural	5	33,962
Commercial	167	1,277,418
Mobile Home	2	8,019
Total Personal	174	1,319,399
Total Exempt	0	0



TIF Increment Value

Net Assessed	1,319,399
Net Assessed Under Protest	

Public Service	Count	Value
Total PS Value	11	1,753,170

TIF Increment Value

Net Assessed	1,753,170
---------------------	------------------

District Totals	
Total Gross Value	13,810,190
Homestead Loss	701,034
Other Exemption Loss	134,701
TIF Increment Value	
Retained TIF Value	
Net Assessed Value	12,974,455
Net Assessed Under Protest	

* Public Service Protests Values are not included on this report.

Real	Count	Value
Agricultural	2	1,351
Commercial	57	158,727
Residential	362	348,415
Total Real Value	421	508,493
Homestead	55	55,738
Veteran	3	5,827
Other	0	0
Total Exempt	59	61,565

TIF Increment Value

Net Assessed 446,928

Net Assessed Under Protest

Senior Freeze	4	6,255
Capped Parcels	126	60,417

Personal	Count	Value
Agricultural	1	507
Commercial	12	23,209
Mobile Home	2	9,133
Total Personal	15	32,849
Total Exempt	0	0

TIF Increment Value

Net Assessed 32,849

Net Assessed Under Protest

Public Service	Count	Value
Total PS Value	10	264,940

TIF Increment Value

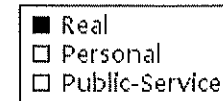
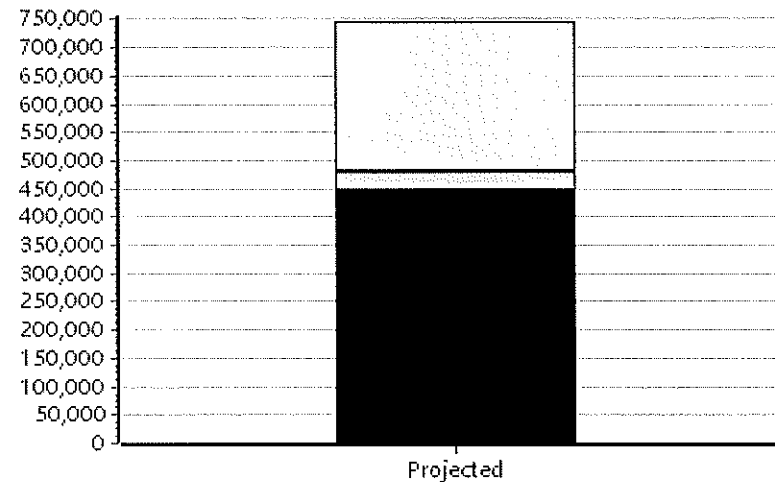
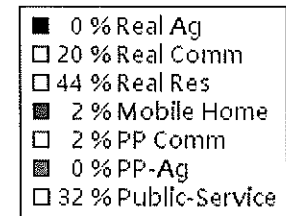
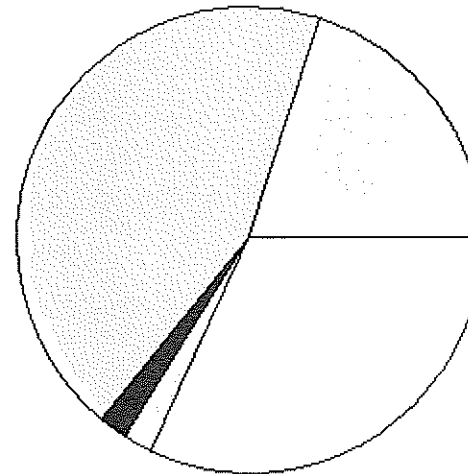
Net Assessed 264,940

District Totals

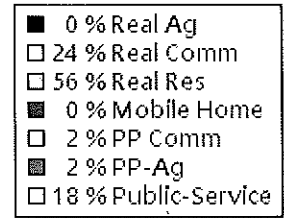
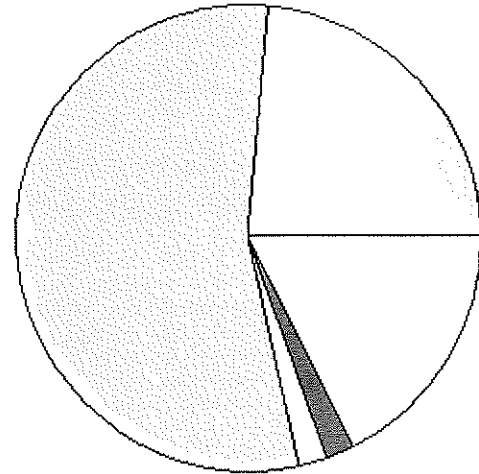
Total Gross Value	806,282
Homestead Loss	55,738
Other Exemption Loss	5,827
TIF Increment Value	
Retained TIF Value	
Net Assessed Value	744,717

Net Assessed Under Protest

* Public Service Protests Values are not included on this report.



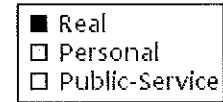
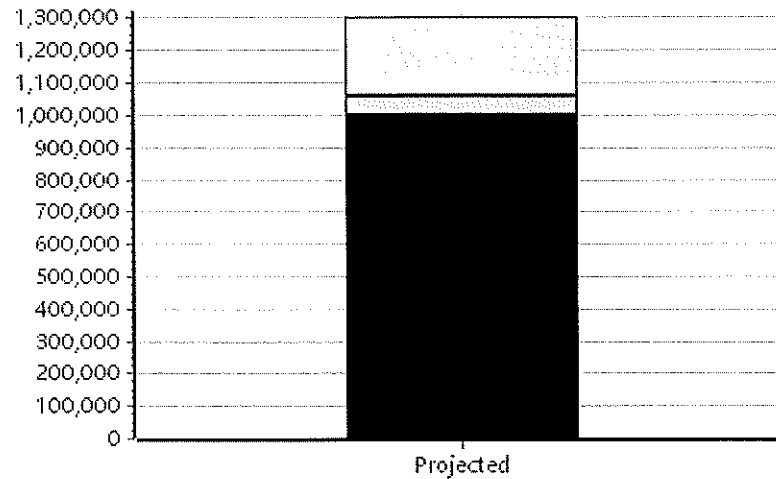
Real	Count	Value
Agricultural	0	0
Commercial	73	343,694
Residential	372	790,463
Total Real Value	445	1,134,157
Homestead	84	85,974
Veteran	13	46,770
Other	0	0
Total Exempt	101	132,744



TIF Increment Value

Net Assessed	1,001,413
Net Assessed Under Protest	
Senior Freeze	10 11,862
Capped Parcels	183 146,322

Personal	Count	Value
Agricultural	2	27,151
Commercial	15	29,932
Mobile Home	0	0
Total Personal	17	57,083
Total Exempt	1	200



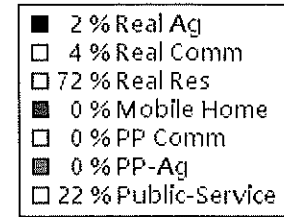
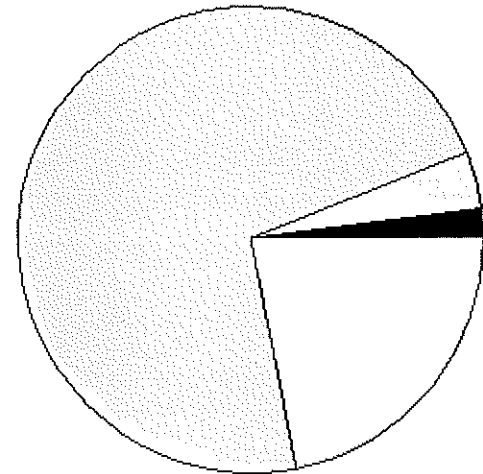
TIF Increment Value

Net Assessed	56,883
Net Assessed Under Protest	
Public Service	
Total PS Value	9 244,415
TIF Increment Value	
Net Assessed	244,415

District Totals	
Total Gross Value	1,435,655
Homestead Loss	85,974
Other Exemption Loss	46,970
TIF Increment Value	
Retained TIF Value	
Net Assessed Value	1,302,711

Net Assessed Under Protest
 * Public Service Protests Values are not included on this report.

Real	Count	Value
Agricultural	14	8,948
Commercial	19	35,553
Residential	320	508,549
Total Real Value	353	553,050
Homestead	71	75,213
Veteran	4	11,176
Other	0	0
Total Exempt	82	86,389



TIF Increment Value

Net Assessed 466,661

Net Assessed Under Protest

Senior Freeze	12	21,705
Capped Parcels	138	81,799

Personal	Count	Value
Agricultural	0	0
Commercial	10	6,016
Mobile Home	4	1,067
Total Personal	14	7,083
Total Exempt	0	0

TIF Increment Value


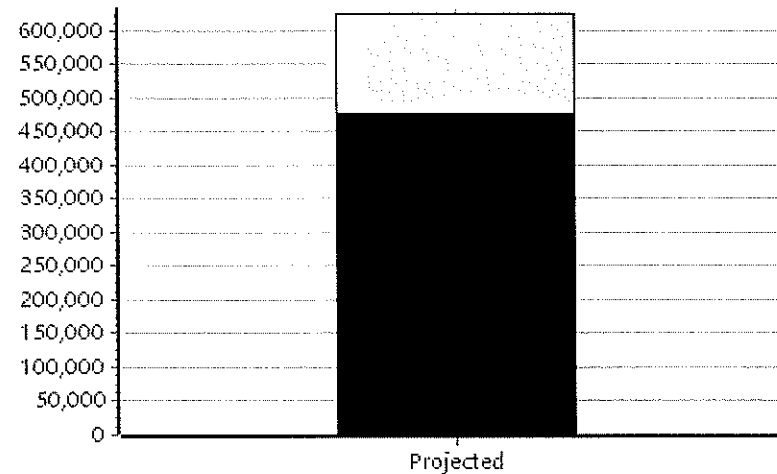
Net Assessed 7,083

Net Assessed Under Protest

Public Service	Count	Value
Total PS Value	5	151,213

TIF Increment Value

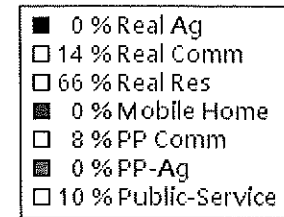
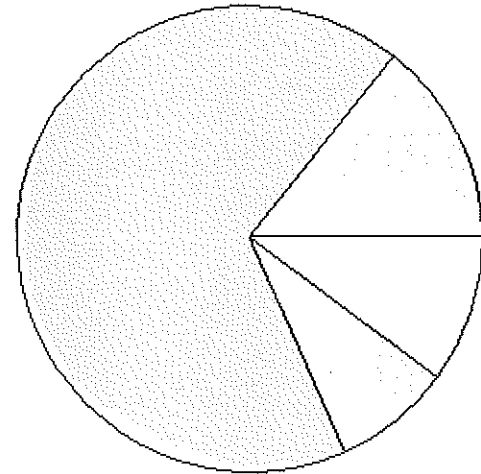
Net Assessed 151,213



District Totals	
Total Gross Value	711,346
Homestead Loss	75,213
Other Exemption Loss	11,176
TIF Increment Value	
Retained TIF Value	
Net Assessed Value	624,957
Net Assessed Under Protest	

* Public Service Protests Values are not included on this report.

Real	Count	Value
Agricultural	0	0
Commercial	86	408,841
Residential	509	1,826,062
Total Real Value	595	2,234,903
Homestead	194	214,687
Veteran	6	34,919
Other	0	0
Total Exempt	221	249,606



TIF Increment Value

Net Assessed		1,985,297
Net Assessed Under Protest		
Senior Freeze	43	38,916
Capped Parcels	214	126,330

Personal	Count	Value
Agricultural	1	8,890
Commercial	45	201,950
Mobile Home	1	376
Total Personal	47	211,216
Total Exempt	0	0

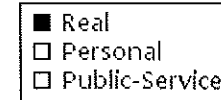
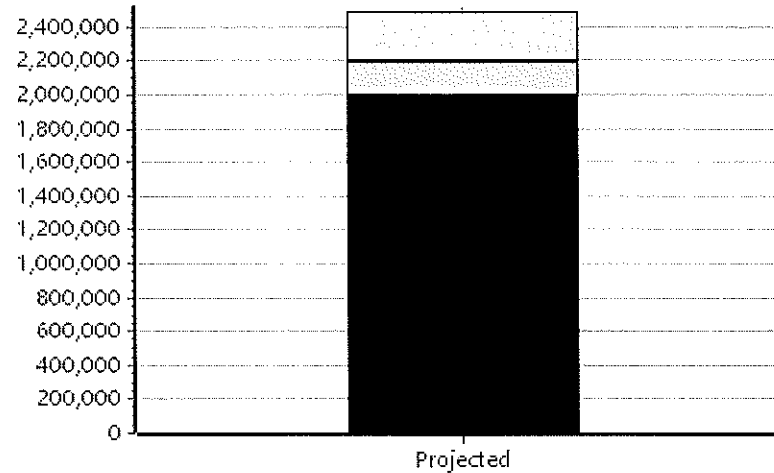
TIF Increment Value

Net Assessed		211,216
Net Assessed Under Protest		

Public Service	Count	Value
Total PS Value	12	293,364

TIF Increment Value

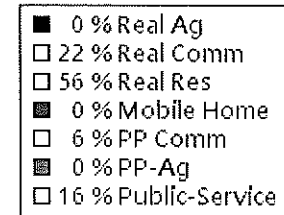
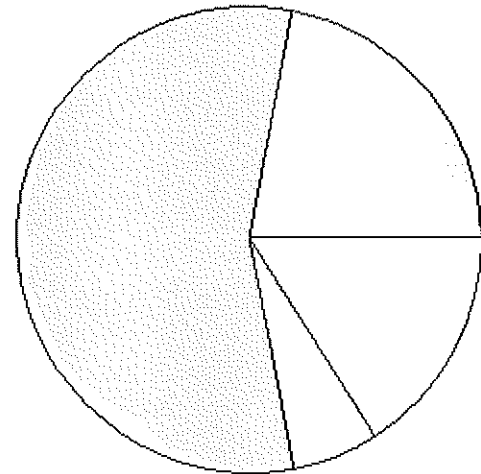
Net Assessed		293,364
---------------------	--	----------------



District Totals	
Total Gross Value	2,739,483
Homestead Loss	214,687
Other Exemption Loss	34,919
TIF Increment Value	
Retained TIF Value	
Net Assessed Value	2,489,877

Net Assessed Under Protest
 * Public Service Protests Values are not included on this report.

Real	Count	Value
Agricultural	1	35
Commercial	96	209,845
Residential	311	511,753
Total Real Value	408	721,633
Homestead	59	58,036
Veteran	1	5,241
Other	0	0
Total Exempt	62	63,277



TIF Increment Value

Net Assessed **658,356**

Net Assessed Under Protest

Senior Freeze	4	10,380
Capped Parcels	216	118,826

Personal	Count	Value
Agricultural	0	0
Commercial	17	50,575
Mobile Home	1	2,200
Total Personal	18	52,775
Total Exempt	0	0

TIF Increment Value

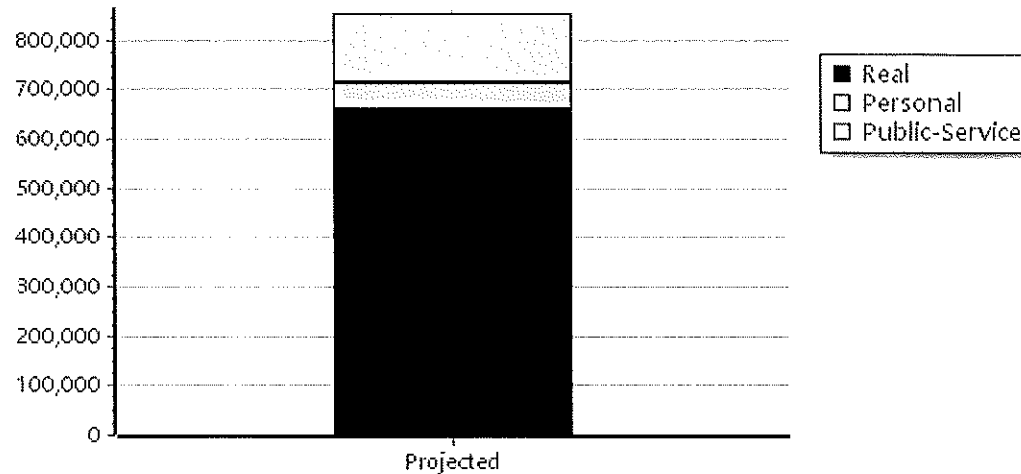
Net Assessed **52,775**

Net Assessed Under Protest

Public Service	Count	Value
Total PS Value	8	141,489

TIF Increment Value

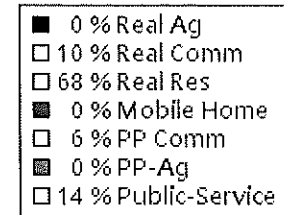
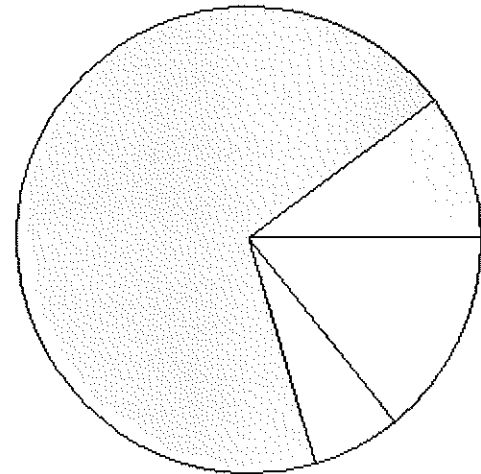
Net Assessed **141,489**



District Totals	
Total Gross Value	915,897
Homestead Loss	58,036
Other Exemption Loss	5,241
TIF Increment Value	
Retained TIF Value	
Net Assessed Value	852,620

Net Assessed Under Protest
 * Public Service Protests Values are not included on this report.

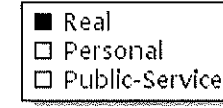
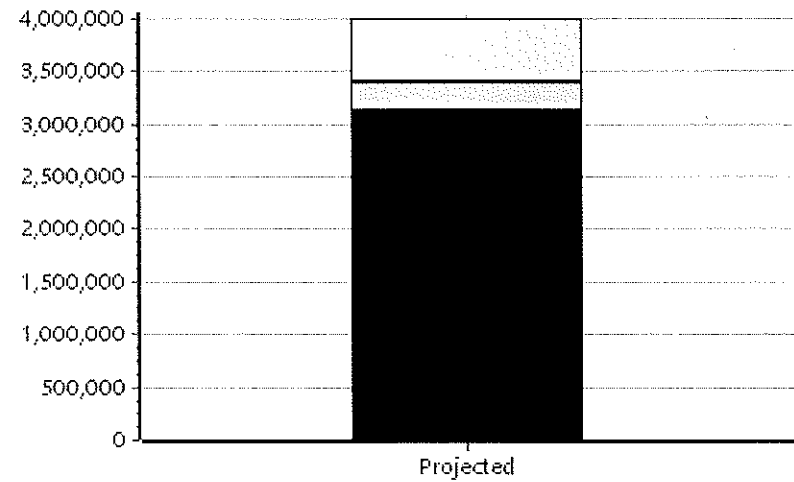
Real	Count	Value
Agricultural	0	0
Commercial	112	463,332
Residential	848	2,912,136
Total Real Value	960	3,375,468
Homestead	193	197,240
Veteran	14	47,246
Other	0	0
Total Exempt	215	244,486



TIF Increment Value

Net Assessed	3,130,982
Net Assessed Under Protest	
Senior Freeze	37 62,712
Capped Parcels	469 451,650

Personal	Count	Value
Agricultural	1	207
Commercial	57	246,065
Mobile Home	2	9,972
Total Personal	60	256,244
Total Exempt	0	0



TIF Increment Value

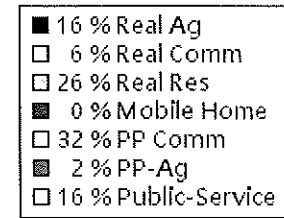
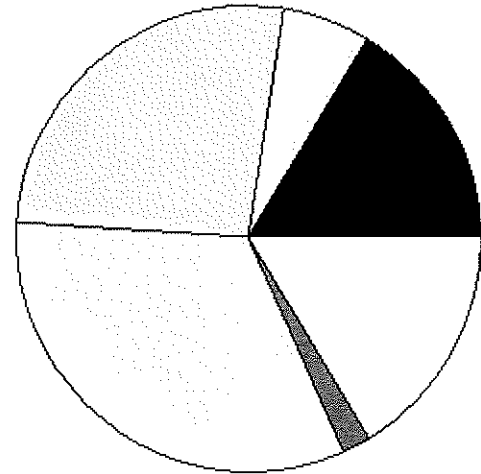
Net Assessed	256,244
Net Assessed Under Protest	

Public Service	Count	Value
Total PS Value	13	611,177
TIF Increment Value		
Net Assessed		611,177

District Totals	
Total Gross Value	4,242,889
Homestead Loss	197,240
Other Exemption Loss	47,246
TIF Increment Value	
Retained TIF Value	
Net Assessed Value	3,998,403

Net Assessed Under Protest
 * Public Service Protests Values are not included on this report.

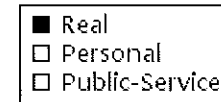
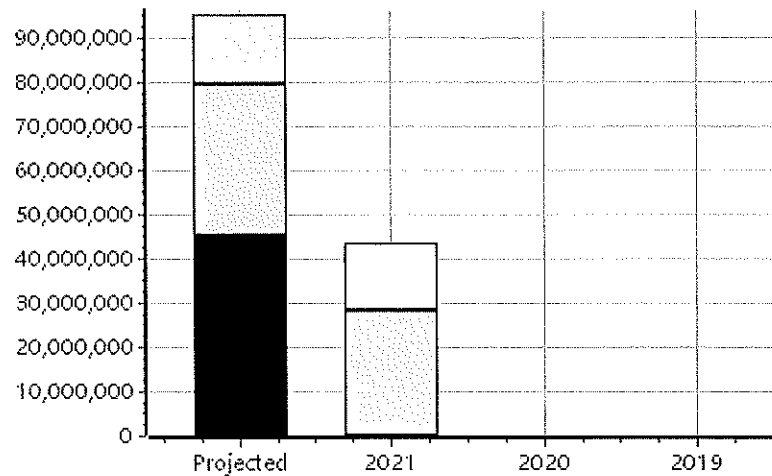
Real	Count	Value
Agricultural	4,231	15,678,379
Commercial	813	6,076,743
Residential	6,351	26,077,587
Total Real Value	11,395	47,832,709
Homestead	1,832	1,925,642
Veteran	81	518,648
Other	0	0
Total Exempt	2,030	2,444,290



TIF Increment Value

Net Assessed		45,388,419
Net Assessed Under Protest		
Senior Freeze	294	553,760
Capped Parcels	3,694	4,918,675

Personal	Count	Value
Agricultural	334	2,319,989
Commercial	447	31,673,198
Mobile Home	36	132,457
Total Personal	817	34,125,644
Total Exempt	36	6,926



TIF Increment Value

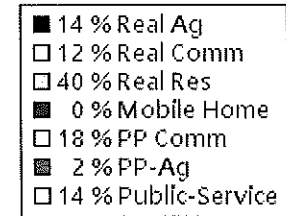
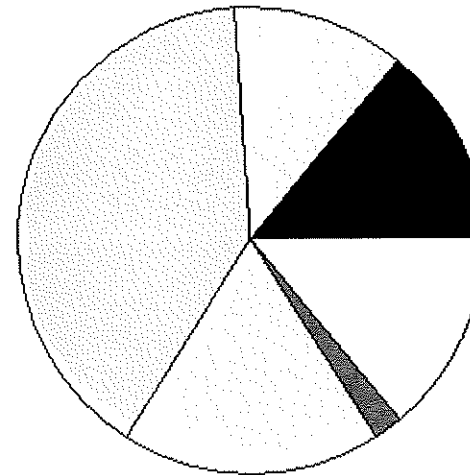
Net Assessed		34,118,718
Net Assessed Under Protest		

Public Service	Count	Value
Total PS Value	144	15,852,591
TIF Increment Value		
Net Assessed		15,852,591

District Totals	
Total Gross Value	97,810,944
Homestead Loss	1,925,642
Other Exemption Loss	525,574
TIF Increment Value	
Retained TIF Value	
Net Assessed Value	95,359,728
Net Assessed Under Protest	

* Public Service Protests Values are not included on this report.

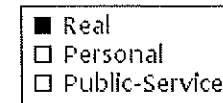
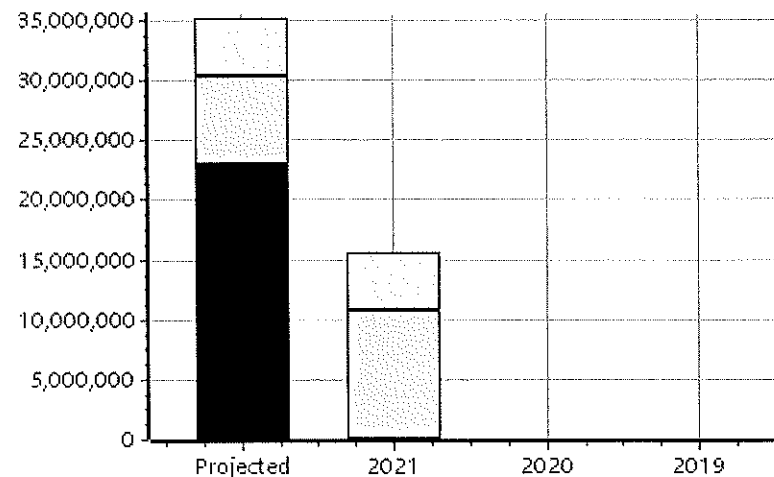
Real	Count	Value
Agricultural	1,262	5,419,337
Commercial	389	4,262,862
Residential	3,099	14,460,024
Total Real Value	4,750	24,142,223
Homestead	980	1,041,941
Veteran	39	212,049
Other	0	0
Total Exempt	1,092	1,253,990



TIF Increment Value

Net Assessed	22,888,233
Net Assessed Under Protest	
Senior Freeze	173 377,773
Capped Parcels	2,012 2,908,893

Personal	Count	Value
Agricultural	137	1,028,215
Commercial	234	6,340,851
Mobile Home	14	48,118
Total Personal	385	7,417,184
Total Exempt	13	2,482



TIF Increment Value

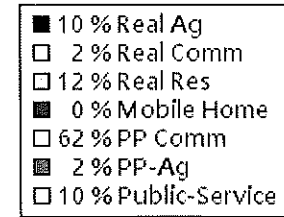
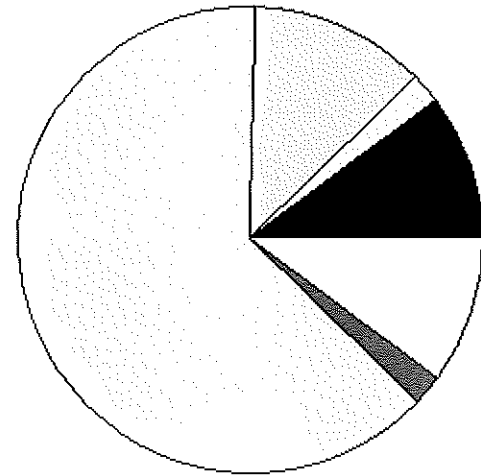
Net Assessed	7,414,702
Net Assessed Under Protest	

Public Service	Count	Value
Total PS Value	43	4,864,201
TIF Increment Value		
Net Assessed		4,864,201

District Totals	
Total Gross Value	36,423,608
Homestead Loss	1,041,941
Other Exemption Loss	214,531
TIF Increment Value	
Retained TIF Value	
Net Assessed Value	35,167,136
Net Assessed Under Protest	

* Public Service Protests Values are not included on this report.

Real	Count	Value
Agricultural	1,087	3,420,358
Commercial	156	659,890
Residential	1,133	3,940,476
Total Real Value	2,376	8,020,724
Homestead	339	361,425
Veteran	10	47,679
Other	0	0
Total Exempt	373	409,104



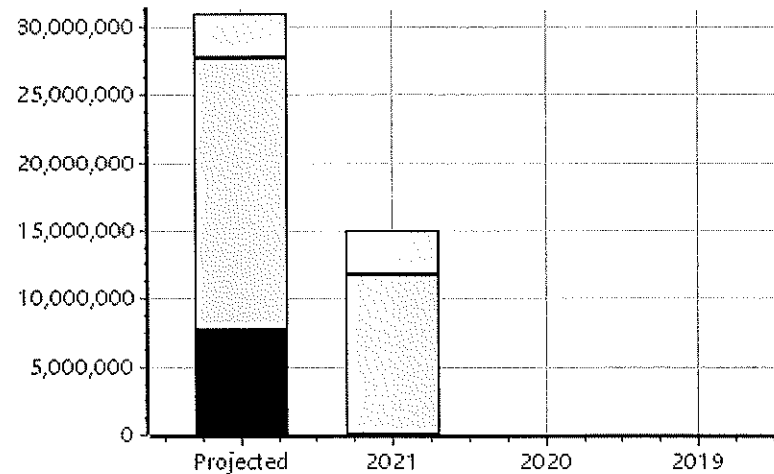
TIF Increment Value

Net Assessed 7,611,620

Net Assessed Under Protest

Senior Freeze	55	54,051
Capped Parcels	525	778,042

Personal	Count	Value
Agricultural	83	573,363
Commercial	86	19,550,095
Mobile Home	5	33,014
Total Personal	174	20,156,472
Total Exempt	9	1,793



TIF Increment Value

Net Assessed 20,154,679

Net Assessed Under Protest

Public Service	Count	Value
Total PS Value	38	3,193,082

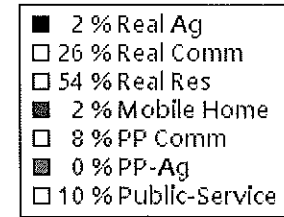
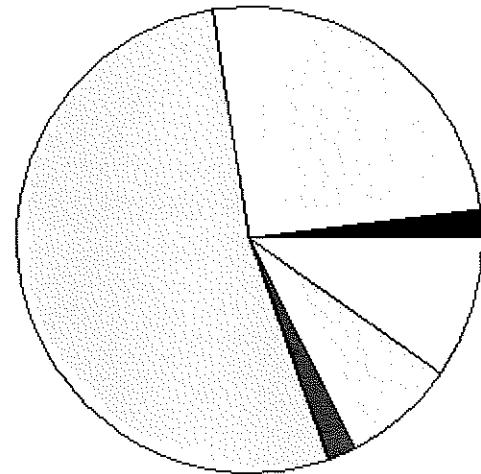
TIF Increment Value

Net Assessed 3,193,082

District Totals	
Total Gross Value	31,370,278
Homestead Loss	361,425
Other Exemption Loss	49,472
TIF Increment Value	
Retained TIF Value	
Net Assessed Value	30,959,381
Net Assessed Under Protest	

* Public Service Protests Values are not included on this report.

Real	Count	Value
Agricultural	7	5,442
Commercial	5	89,061
Residential	63	181,792
Total Real Value	75	276,295
Homestead	5	5,000
Veteran	0	0
Other	0	0
Total Exempt	5	5,000



TIF Increment Value

Net Assessed 271,295

Net Assessed Under Protest

Senior Freeze	1	411
Capped Parcels	15	20,373

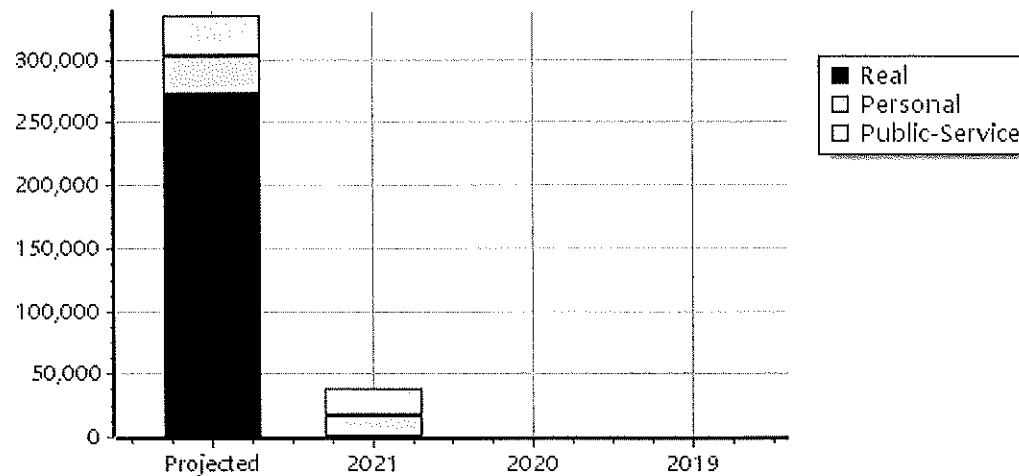
Personal	Count	Value
Agricultural	0	0
Commercial	6	25,197
Mobile Home	2	6,724
Total Personal	8	31,921
Total Exempt	0	0

TIF Increment Value

Net Assessed 31,921

Net Assessed Under Protest

Public Service	Count	Value
Total PS Value	4	31,442
TIF Increment Value		
Net Assessed		31,442

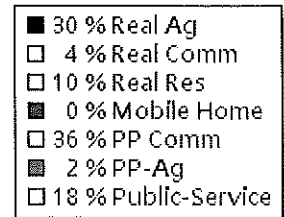
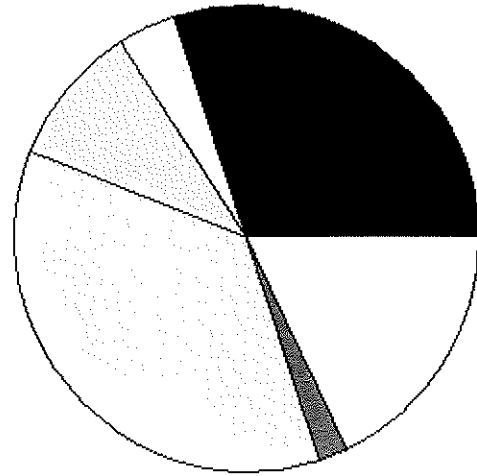


District Totals	
Total Gross Value	339,658
Homestead Loss	5,000
Other Exemption Loss	0
TIF Increment Value	
Retained TIF Value	
Net Assessed Value	334,658

Net Assessed Under Protest

* Public Service Protests Values are not included on this report.

Real	Count	Value
Agricultural	164	416,149
Commercial	1	51,059
Residential	25	150,321
Total Real Value	190	617,529
Homestead	7	6,500
Veteran	1	8,143
Other	0	0
Total Exempt	8	14,643



TIF Increment Value

Net Assessed 602,886

Net Assessed Under Protest

Senior Freeze	0	0
Capped Parcels	16	32,914

Personal	Count	Value
Agricultural	8	17,526
Commercial	4	486,829
Mobile Home	1	6,120
Total Personal	13	510,475
Total Exempt	2	400

TIF Increment Value

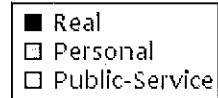
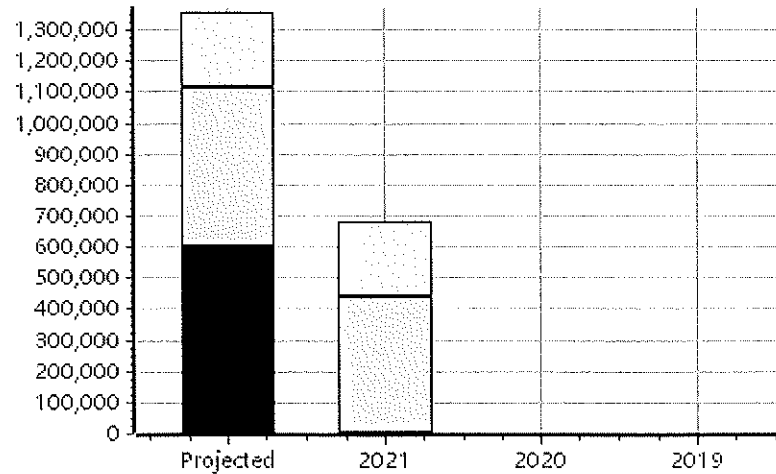
Net Assessed 510,075

Net Assessed Under Protest

Public Service	Count	Value
Total PS Value	8	243,177

TIF Increment Value

Net Assessed 243,177

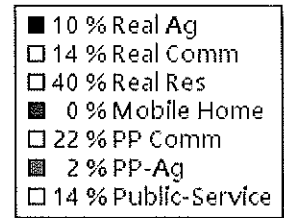
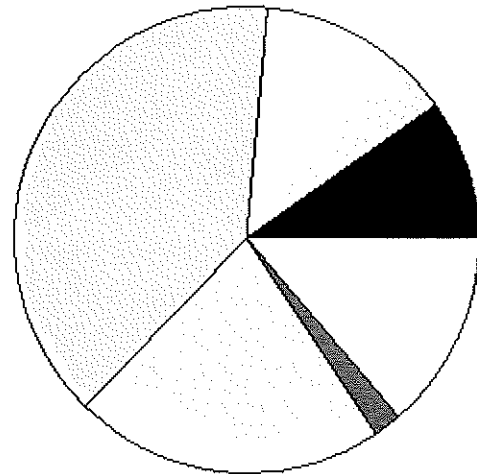


District Totals	
Total Gross Value	1,371,181
Homestead Loss	6,500
Other Exemption Loss	8,543
TIF Increment Value	
Retained TIF Value	
Net Assessed Value	1,356,138

Net Assessed Under Protest

* Public Service Protests Values are not included on this report.

Real	Count	Value
Agricultural	594	2,631,047
Commercial	304	3,847,803
Residential	2,305	11,244,403
Total Real Value	3,203	17,723,253
Homestead	787	837,710
Veteran	20	134,701
Other	0	0
Total Exempt	866	972,411



TIF Increment Value

Net Assessed 16,750,842

Net Assessed Under Protest

Senior Freeze	144	340,296
Capped Parcels	1,643	2,495,402

Personal	Count	Value
Agricultural	78	556,375
Commercial	200	6,248,548
Mobile Home	4	20,976
Total Personal	282	6,825,899
Total Exempt	7	1,400

TIF Increment Value

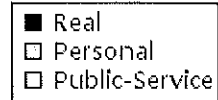
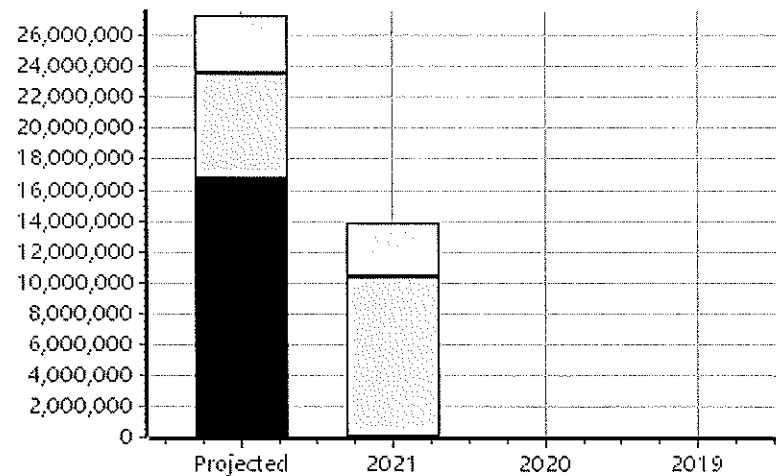
Net Assessed 6,824,499

Net Assessed Under Protest

Public Service	Count	Value
Total PS Value	22	3,704,001

TIF increment Value

Net Assessed 3,704,001

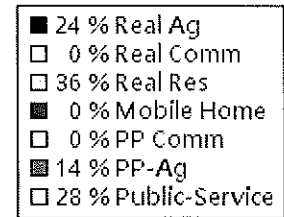
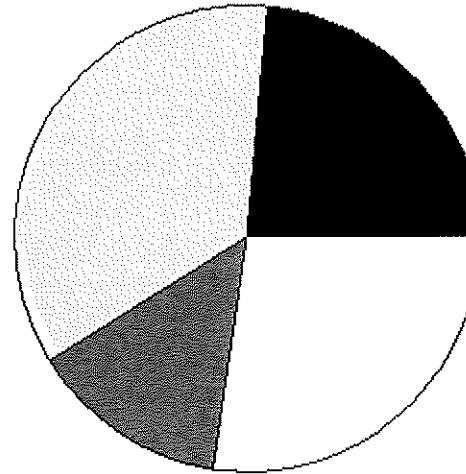


District Totals	
Total Gross Value	28,253,153
Homestead Loss	837,710
Other Exemption Loss	136,101
TIF Increment Value	
Retained TIF Value	
Net Assessed Value	27,279,342

Net Assessed Under Protest

* Public Service Protests Values are not included on this report.

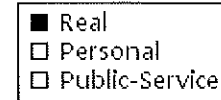
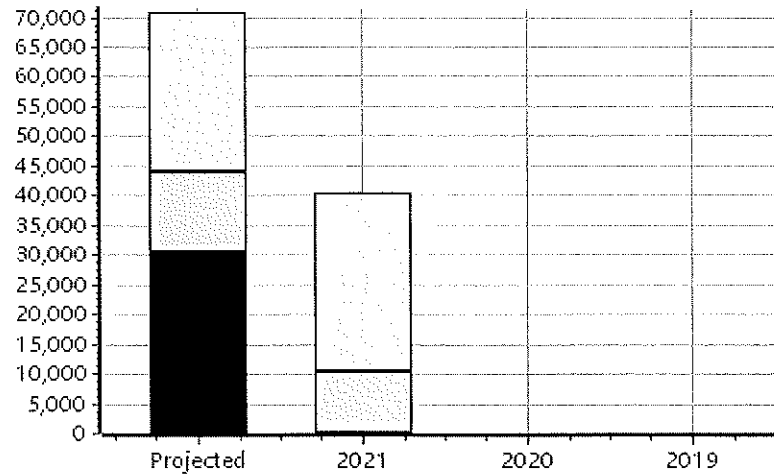
Real	Count	Value
Agricultural	9	23,890
Commercial	0	0
Residential	3	35,127
Total Real Value	12	59,017
Homestead	0	0
Veteran	1	28,462
Other	0	0
Total Exempt	1	28,462



TIF Increment Value

Net Assessed	30,555
Net Assessed Under Protest	
Senior Freeze	0
Capped Parcels	3
	13,379

Personal	Count	Value
Agricultural	1	13,403
Commercial	1	1
Mobile Home	0	0
Total Personal	2	13,404
Total Exempt	0	0

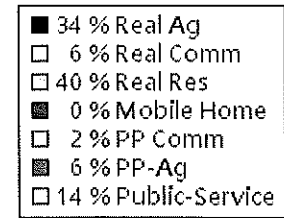
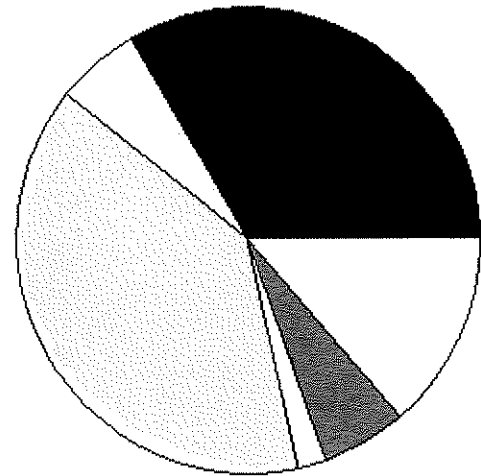


Public Service	Count	Value
Total PS Value	5	26,862
TIF Increment Value		
Net Assessed		26,862

District Totals	
Total Gross Value	99,283
Homestead Loss	0
Other Exemption Loss	28,462
TIF Increment Value	
Retained TIF Value	
Net Assessed Value	70,821
Net Assessed Under Protest	

* Public Service Protests Values are not included on this report.

Real	Count	Value
Agricultural	668	2,788,290
Commercial	85	415,059
Residential	794	3,215,621
Total Real Value	1,547	6,418,970
Homestead	193	204,231
Veteran	19	77,348
Other	0	0
Total Exempt	226	281,579



TIF Increment Value

Net Assessed 6,137,391

Net Assessed Under Protest

Senior Freeze	29	37,477
Capped Parcels	369	413,491

Personal	Count	Value
Agricultural	59	471,840
Commercial	34	92,303
Mobile Home	10	27,142
Total Personal	103	591,285
Total Exempt	6	1,082

TIF Increment Value

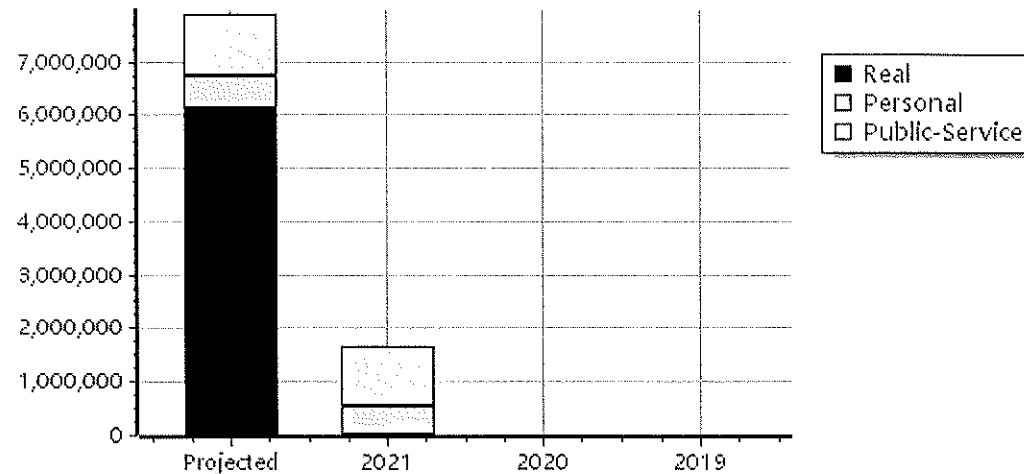
Net Assessed 590,203

Net Assessed Under Protest

Public Service	Count	Value
Total PS Value	21	1,160,200

TIF Increment Value

Net Assessed 1,160,200

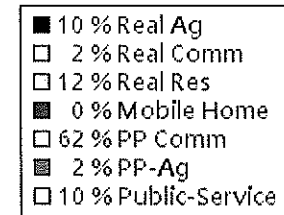
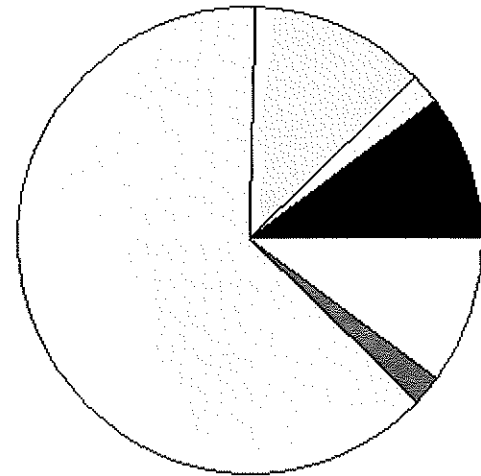


District Totals	
Total Gross Value	8,170,455
Homestead Loss	204,231
Other Exemption Loss	78,430
TIF Increment Value	
Retained TIF Value	
Net Assessed Value	7,887,794

Net Assessed Under Protest

* Public Service Protests Values are not included on this report.

Real	Count	Value
Agricultural	1,087	3,420,358
Commercial	156	659,890
Residential	1,133	3,940,476
Total Real Value	2,376	8,020,724
Homestead	339	361,425
Veteran	10	47,679
Other	0	0
Total Exempt	373	409,104




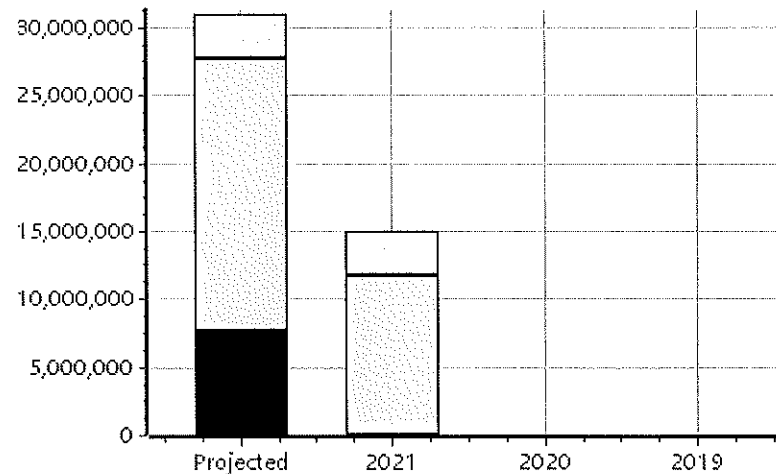
TIF Increment Value

Net Assessed 7,611,620

Net Assessed Under Protest

Senior Freeze	55	54,051
Capped Parcels	525	778,042

Personal	Count	Value
Agricultural	83	573,363
Commercial	86	19,550,095
Mobile Home	5	33,014
Total Personal	174	20,156,472
Total Exempt	9	1,793



TIF Increment Value

Net Assessed 20,154,679

Net Assessed Under Protest

Public Service	Count	Value
Total PS Value	38	3,193,082

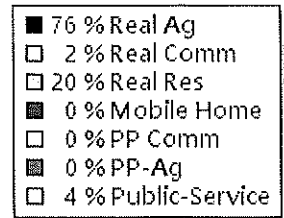
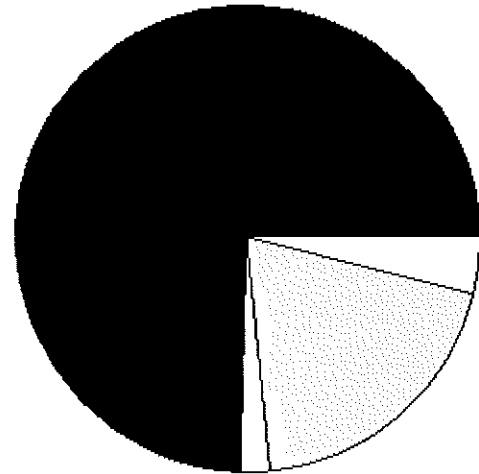
TIF Increment Value

Net Assessed 3,193,082

District Totals	
Total Gross Value	31,370,278
Homestead Loss	361,425
Other Exemption Loss	49,472
TIF Increment Value	
Retained TIF Value	
Net Assessed Value	30,959,381
Net Assessed Under Protest	

* Public Service Protests Values are not included on this report.

Real	Count	Value
Agricultural	94	439,779
Commercial	2	6,113
Residential	12	110,433
Total Real Value	108	556,325
Homestead	5	5,000
Veteran	0	0
Other	0	0
Total Exempt	5	5,000



TIF Increment Value


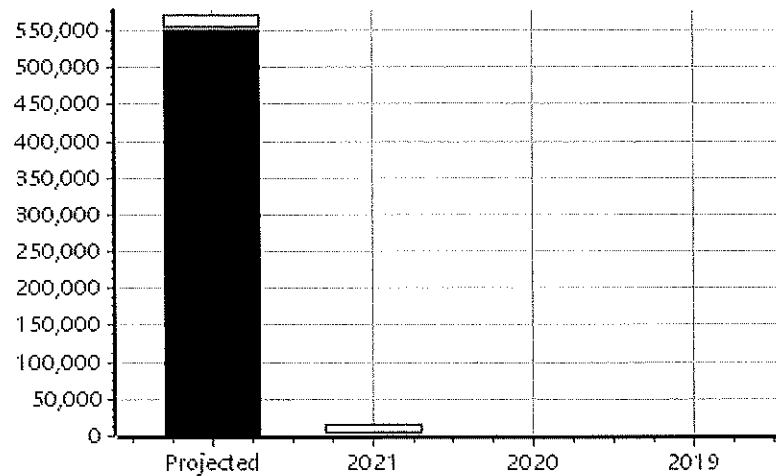
Net Assessed	551,325
Net Assessed Under Protest	
Senior Freeze	1 14,289
Capped Parcels	6 7,345

Personal	Count	Value
Agricultural	2	1,942
Commercial	1	3
Mobile Home	0	0
Total Personal	3	1,945
Total Exempt	0	0

TIF Increment Value

Net Assessed	1,945
Net Assessed Under Protest	

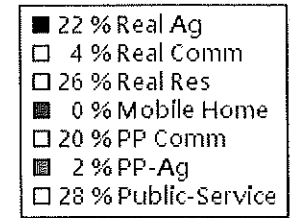
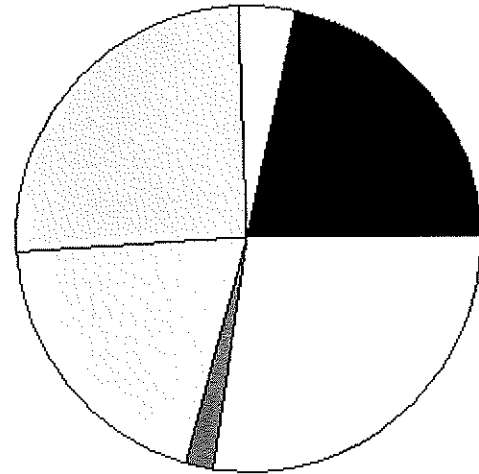
Public Service	Count	Value
Total PS Value	5	17,423
TIF Increment Value		
Net Assessed		17,423



District Totals	
Total Gross Value	575,693
Homestead Loss	5,000
Other Exemption Loss	0
TIF Increment Value	
Retained TIF Value	
Net Assessed Value	570,693
Net Assessed Under Protest	

* Public Service Protests Values are not included on this report.

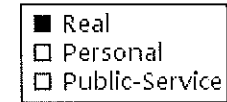
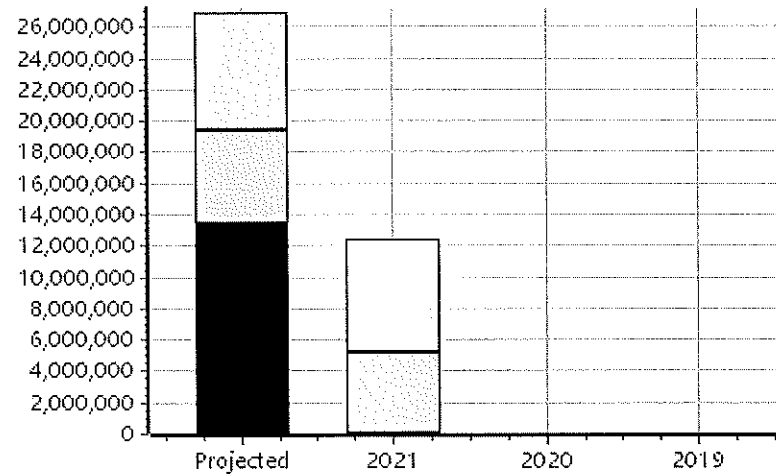
Real	Count	Value
Agricultural	1,608	5,953,424
Commercial	260	1,007,758
Residential	2,016	7,199,414
Total Real Value	3,884	14,160,596
Homestead	496	505,776
Veteran	30	222,315
Other	0	0
Total Exempt	546	728,091



TIF Increment Value

Net Assessed	13,432,505
Net Assessed Under Protest	
Senior Freeze	64 107,236
Capped Parcels	1,117 1,157,729

Personal	Count	Value
Agricultural	103	685,540
Commercial	115	5,270,222
Mobile Home	14	38,481
Total Personal	232	5,994,243
Total Exempt	12	2,251



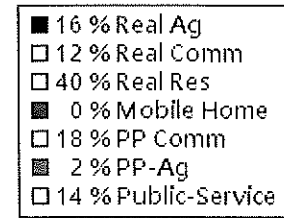
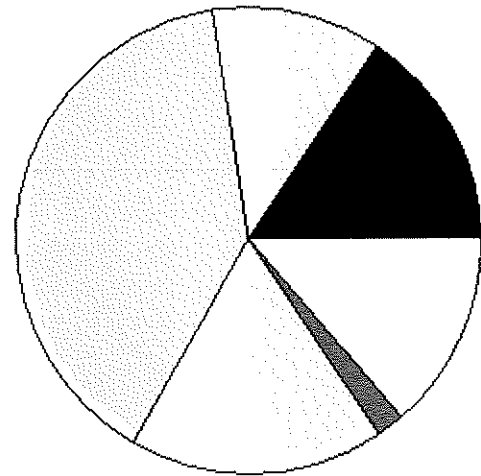
TIF Increment Value

Net Assessed	5,991,992	
Net Assessed Under Protest		
Public Service	Count	Value
Total PS Value	41	7,476,404
TIF Increment Value		
Net Assessed	7,476,404	

District Totals	
Total Gross Value	27,631,243
Homestead Loss	505,776
Other Exemption Loss	224,566
TIF Increment Value	
Retained TIF Value	
Net Assessed Value	26,900,901
Net Assessed Under Protest	

* Public Service Protests Values are not included on this report.

Real	Count	Value
Agricultural	1,356	5,859,116
Commercial	391	4,268,975
Residential	3,111	14,570,457
Total Real Value	4,858	24,698,548
Homestead	985	1,046,941
Veteran	39	212,049
Other	0	0
Total Exempt	1,097	1,258,990



TIF Increment Value

Net Assessed 23,439,558

Net Assessed Under Protest

Senior Freeze	174	392,062
Capped Parcels	2,018	2,916,238

Personal	Count	Value
Agricultural	139	1,030,157
Commercial	235	6,340,854
Mobile Home	14	48,118
Total Personal	388	7,419,129
Total Exempt	13	2,482

TIF Increment Value


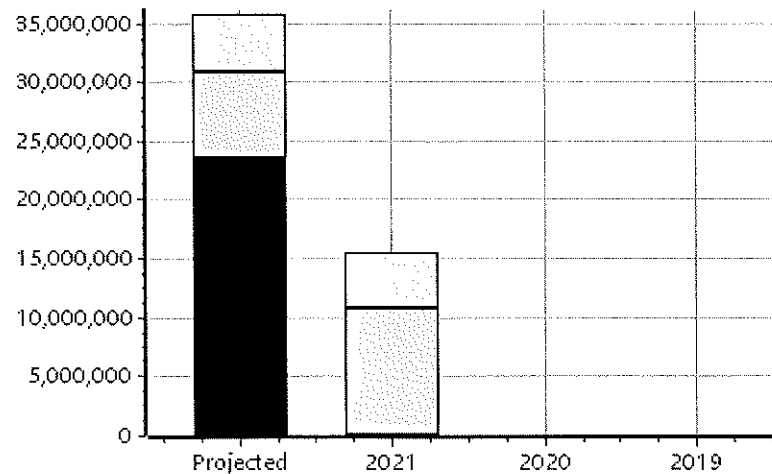
Net Assessed 7,416,647

Net Assessed Under Protest

Public Service	Count	Value
Total PS Value	48	4,881,624

TIF Increment Value

Net Assessed 4,881,624



District Totals	
Total Gross Value	36,999,301
Homestead Loss	1,046,941
Other Exemption Loss	214,531
TIF Increment Value	
Retained TIF Value	
Net Assessed Value	35,737,829
Net Assessed Under Protest	

* Public Service Protests Values are not included on this report.

Real	Count	Value
Agricultural	7	5,442
Commercial	5	89,061
Residential	63	181,792
Total Real Value	75	276,295
Homestead	5	5,000
Veteran	0	0
Other	0	0
Total Exempt	5	5,000

TIF Increment Value

Net Assessed 271,295

Net Assessed Under Protest

Senior Freeze	1	411
Capped Parcels	15	20,373

Personal	Count	Value
Agricultural	0	0
Commercial	6	25,197
Mobile Home	2	6,724
Total Personal	8	31,921
Total Exempt	0	0

TIF Increment Value

Net Assessed 31,921

Net Assessed Under Protest

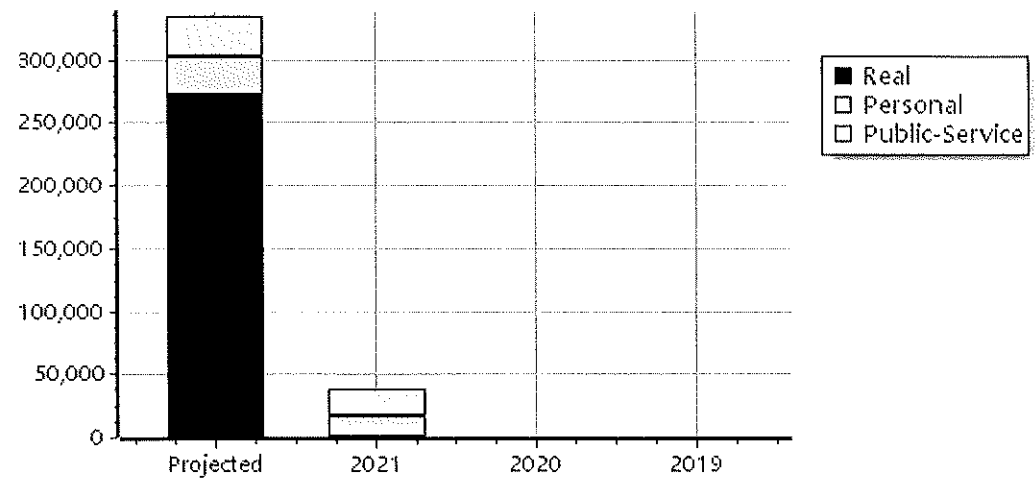
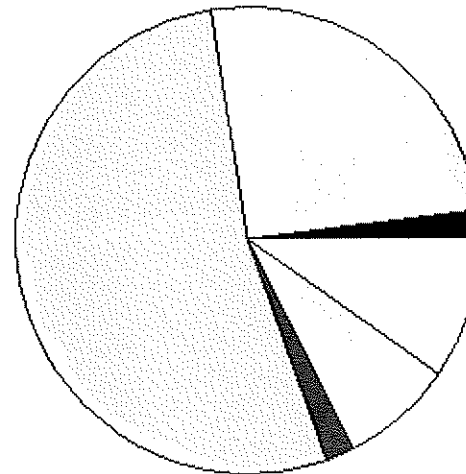
Public Service	Count	Value
Total PS Value	4	31,442

TIF Increment Value

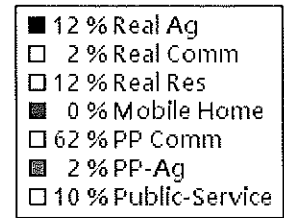
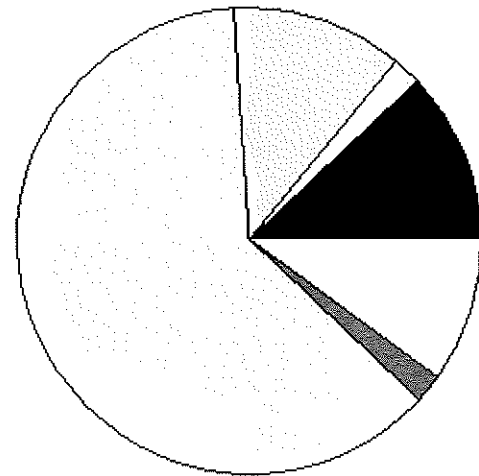
Net Assessed 31,442

District Totals	
Total Gross Value	339,658
Homestead Loss	5,000
Other Exemption Loss	0
TIF Increment Value	
Retained TIF Value	
Net Assessed Value	334,658
Net Assessed Under Protest	

* Public Service Protests Values are not included on this report.



Real	Count	Value
Agricultural	1,251	3,836,507
Commercial	157	710,949
Residential	1,158	4,090,797
Total Real Value	2,566	8,638,253
Homestead	346	367,925
Veteran	11	55,822
Other	0	0
Total Exempt	381	423,747



TIF Increment Value

Net Assessed 8,214,506

Net Assessed Under Protest

Senior Freeze	55	54,051
Capped Parcels	541	810,956

Personal	Count	Value
Agricultural	91	590,889
Commercial	90	20,036,924
Mobile Home	6	39,134
Total Personal	187	20,666,947
Total Exempt	11	2,193

TIF Increment Value

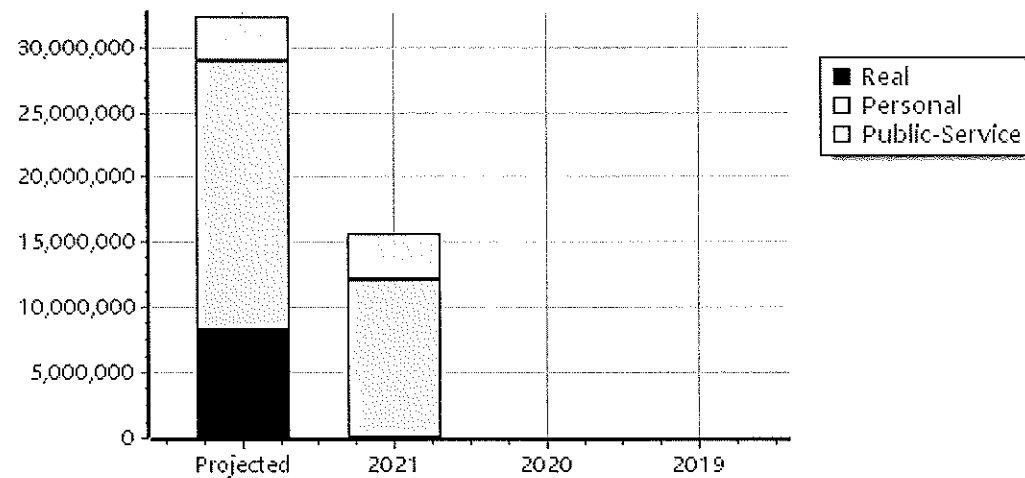
Net Assessed 20,664,754

Net Assessed Under Protest

Public Service	Count	Value
Total PS Value	46	3,436,259

TIF Increment Value

Net Assessed 3,436,259

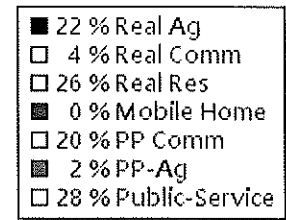
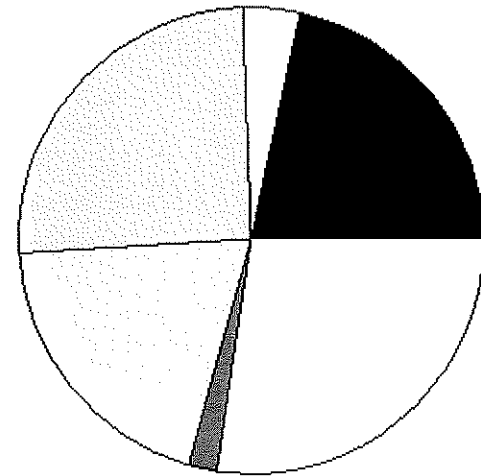


District Totals	
Total Gross Value	32,741,459
Homestead Loss	367,925
Other Exemption Loss	58,015
TIF Increment Value	
Retained TIF Value	
Net Assessed Value	32,315,519

Net Assessed Under Protest

* Public Service Protests Values are not included on this report.

Real	Count	Value
Agricultural	1,617	5,977,314
Commercial	260	1,007,758
Residential	2,019	7,234,541
Total Real Value	3,896	14,219,613
Homestead	496	505,776
Veteran	31	250,777
Other	0	0
Total Exempt	547	756,553



TIF Increment Value

Net Assessed 13,463,060

Net Assessed Under Protest

Senior Freeze	64	107,236
Capped Parcels	1,120	1,171,108

Personal	Count	Value
Agricultural	104	698,943
Commercial	116	5,270,223
Mobile Home	14	38,481
Total Personal	234	6,007,647
Total Exempt	12	2,251

TIF Increment Value

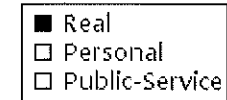
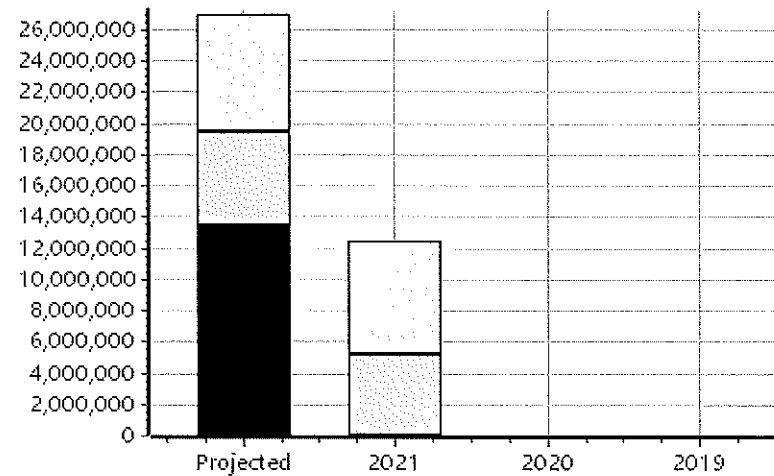
Net Assessed 6,005,396

Net Assessed Under Protest

Public Service	Count	Value
Total PS Value	46	7,503,266

TIF Increment Value

Net Assessed 7,503,266



District Totals	
Total Gross Value	27,730,526
Homestead Loss	505,776
Other Exemption Loss	253,028
TIF Increment Value	
Retained TIF Value	
Net Assessed Value	26,971,722

Net Assessed Under Protest

* Public Service Protests Values are not included on this report.