

STATE

School District
2016-2017 Estimate of Needs
and
Financial Statement of the Fiscal Year 2015-2016

Board of Education of Carney Public Schools
District No. 1-105
County of Lincoln
State of Oklahoma

FILED
OCT 25 2016
State Auditor & Inspector

Two copies of this Financial Statement and Estimate of Needs should be filed with the County Clerk not later than September for all School Districts. After approval by the Excise Board and the levies are made, both statements should be signed by the Board Members. One complete signed copy must be sent to the State Auditor and Inspector, 2300 N. Lincoln Blvd Room 10 Oklahoma City, OK 73105-4801. If publication may not be had by date required for filing, affidavit and proof of publication required to be attached within five days after date of filing.

The 2016-2017 Estimate of Needs
and
Financial Statement of the Fiscal Year 2015-2016

Prepared by: Wilson, Dotson & Associates, PLLC

Submitted to the Lincoln County Excise Board

This 20 Day of Sept, 2016

School Board Members

Chairman

[Signature]

Clerk

Stacy Knox

Treasurer

[Signature]

Member

Rebecca M. Shel

Member

Sherrice Reedy

Member

Member

[Signature]

Member

INDEX

Letters and Certifications:

Page

Letter to Excise Board.....	2-3
Affidavit of Publication.....	4
Accountants' Letter.....	5

Exhibits:

Exhibit "A" General Fund	Filed Yes <input checked="" type="checkbox"/> No <input type="checkbox"/>
Exhibit "B" Building Fund	Filed Yes <input checked="" type="checkbox"/> No <input type="checkbox"/>
Exhibit "C" Co-op Fund	Filed Yes <input type="checkbox"/> No <input checked="" type="checkbox"/>
Exhibit "D" Child Nutrition Fund	Filed Yes <input type="checkbox"/> No <input checked="" type="checkbox"/>
Exhibit "E" Sinking Fund	Filed Yes <input checked="" type="checkbox"/> No <input type="checkbox"/>
Exhibit "F" Special Revenue Funds	Filed Yes <input type="checkbox"/> No <input checked="" type="checkbox"/>
Exhibit "G" Capital Project Fund Accounts	Filed Yes <input checked="" type="checkbox"/> No <input type="checkbox"/>
Exhibit "H" Enterprise Fund Accounts	Filed Yes <input type="checkbox"/> No <input checked="" type="checkbox"/>
Exhibit "I" Activity Fund Accounts	Filed Yes <input type="checkbox"/> No <input checked="" type="checkbox"/>
Exhibit "J" Expendable Trust Accounts	Filed Yes <input checked="" type="checkbox"/> No <input type="checkbox"/>
Exhibit "K" Nonexpendable Trust Fund Accounts	Filed Yes <input type="checkbox"/> No <input checked="" type="checkbox"/>
Exhibit "L" Internal Service Fund Accounts	Filed Yes <input type="checkbox"/> No <input checked="" type="checkbox"/>
Certificate of Excise Board.....	63
Exhibit "Y" Certificate of Excise Board Estimate of Needs	Filed Yes <input checked="" type="checkbox"/> No <input type="checkbox"/>
Exhibit "Z" Statistical Data	Filed Yes <input checked="" type="checkbox"/> No <input type="checkbox"/>

State of Oklahoma, County of Lincoln

To the Excise Board of said County and State, Greetings:

Pursuant to the requirements of 68 O. S. 2001 Section 3002, we submit herewith, for your consideration the within statement of the financial condition of the Board of Education of Carney Public Schools, District No. I-105, County of Lincoln, State of Oklahoma for the fiscal year beginning July 1, 2016, and ending June 30, 2017, together with an itemized statement of the estimated Income and Probable Needs of said School District for the ensuing fiscal year. We have separately prepared, executed and submit Financial Statements for the Fiscal Year so terminated, and Estimate of Requirements for the ensuing Fiscal Year, for such Sinking Fund, if any, as pertains to this District for the Bond, Coupon, and Judgment indebtedness, if any, outstanding and unpaid as of June 30, 2017, and also for the Sinking Fund of any disorganized District whose area or the major portion thereof is now embraced within the boundaries of this District; and this Certificate is as applicable thereto as if fully embodied therein. The same have been prepared in conformity with Statute, in relation to which be it further noted that:

1. We, the undersigned, duly elected, qualified and acting officers of the Board of Education of the aforesaid School District located wholly or in major area in the County and State aforesaid, do hereby certify that, at regular session begun at the time provided by law, we carefully considered the reports submitted by the several officers and employees as required by 68 O. S. 2001 Section 3004, carefully considered the statements and estimate of needs heretofore prepared for the purpose of ascertaining any additional or emergency levy necessary for the ensuing fiscal year and revised, corrected or amended the same to disclose the true fiscal condition as of June 30, 2016, and to provide for the needs of the District for the ensuing fiscal year as now ascertained; and we do hereby certify that the within statement of the financial condition is true and correct, and that the within estimates for all purposes for the ensuing fiscal year are reasonably necessary for the proper conduct of the affairs of said School District, and that the statement of Estimated Income from sources other than ad valorem taxes is not in excess of the lawfully authorized ratio of the actual collections from such sources during the previous fiscal year.
2. We further certify that any cash fund balance reported in our Building Fund is required for immediate or cumulative program of construction unless there be attached within a verified copy of a resolution signed by a majority of the members of this Board to the effect the program of building has been completed or abandoned. If attached, then the Excise Board is directed to apply said Balance to reduce Levies in accordance with 62 O. S. 2001, Section 333.
3. We also certify that a levy of 15.000 Mills over and above the number of mills allocated by the County Excise Board will be reasonably necessary for the proper conduct of the affairs of said school district during the fiscal year 2016-2017.
4. We also certify that, after due and legal notice of an election thereon, an emergency levy of 5.000 Mills, over and above the number of mills provided by Law and allocated by the County Excise Board in addition thereto for school purposes, was authorized at an election held for that purpose on N/A Permanent Levy by a majority of those voting at said election; the result of said election was:

For the Levy 0;	Against the Levy 0;	Majority 0
-----------------	---------------------	------------
5. We also certify that, after due and legal notice of an election thereon, a local support levy of 10.000 Mills, in addition to the levies hereinbefore provided, was authorized at an election held for that purpose on N/A Permanent Levy by a majority vote of the electors who had paid ad valorem tax of the immediately preceding year; the result of said election was:

For the Levy 0;	Against the Levy 0;	Majority 0
-----------------	---------------------	------------

6. We also certify that, after due and legal notice of an election thereon, pursuant to Article 10, Section 10, of the Constitution of Oklahoma, an additional levy of 5.000 Mills, was authorized by a majority of the qualified voters of said School District, for the purpose of erecting, remodeling or repairing school buildings, and for purchasing furniture at an election held for that purpose on N/A Permanent Levy, the result whereof was:

For the Levy 0;

Against the Levy 0;

Majority 0

Stacy Knox
Clerk of Board of Education

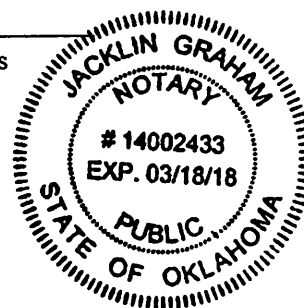
[Signature]
President of Board of Education

[Signature]
Treasurer of Board of Education

Subscribed and sworn to before me this 12 day of September 2016.

Jacklin Graham
Notary Public

3-18-18
My Commission Expires



(Published in The Lincoln County News
September 22, 2016 - LPXLP)

PUBLICATION SHEET - BOARD OF EDUCATION

Financial Statement of the Various Funds for the Fiscal Year Ending
June 30, 2016, And Estimate of Needs for Fiscal Year Ending June 30,
2017, of Carney Public Schools, School District No. 1-105, Lincoln
County, Oklahoma

STATEMENT OF FINANCIAL CONDITION AS OF 06-30-16

ASSETS: General Fund - Building Fund - Co-op Fund - Nutrition Fund
Cash Balance June 30, 2016

\$532,917.61	\$54,305.12	\$0.00	\$0.00
--------------	-------------	--------	--------

Investments

\$0.00	\$0.00	\$0.00	\$0.00
--------	--------	--------	--------

TOTAL ASSETS

\$532,917.61	\$54,305.12	\$0.00	\$0.00
--------------	-------------	--------	--------

LIABILITIES AND RESERVES:

Warrants Outstanding

\$21,685.47	\$0.00	\$0.00	\$0.00
-------------	--------	--------	--------

Reserve for Interest on Warrant

\$0.00	\$0.00	\$0.00	\$0.00
--------	--------	--------	--------

Reserves From Schedule 8

\$31.77	\$0.00	\$0.00	\$0.00
---------	--------	--------	--------

TOTAL LIABILITIES AND RESERVES

\$21,717.24	\$0.00	\$0.00	\$0.00
-------------	--------	--------	--------

CASH FUND BALANCE (Deficit) JUNE 30, 2016

\$511,200.37	\$54,305.12	\$0.00	\$0.00
--------------	-------------	--------	--------

ESTIMATED NEEDS FOR FISCAL YEAR ENDING 06-30-17

GENERAL FUND

GENERAL FUND

Current Expense \$2,039,713.65

Reserve for Int. on Warrants & Revaluation \$0.00

Total Required \$2,039,713.65

FINANCED:

Cash Fund Balance \$511,200.37

Estimated Miscellaneous Revenue \$1,305,822.09

Total Deductions \$1,817,022.46

Balance to Raise from Ad Valorem Tax \$222,691.19

ESTIMATED MISCELLANEOUS REVENUE:

District Sources of Revenue \$14,637.92

County 4 Mill Ad Valorem Tax \$49,561.44

County Apportionment (Mortgage Tax) \$4,119.45

Resale of Property Fund Distribution \$0.00

Other Intermediate Sources of Revenue \$0.00

Gross Production Tax \$18,279.37

Motor Vehicle Collections \$78,550.70

Rural Electric Cooperative Tax \$65,734.09

State School Land Earnings \$30,452.39

Vehicle Tax Stamps \$89.36

Farm Implement Tax Stamps \$0.00

Trailers and Mobile Homes \$0.00

Other Dedicated Revenue \$0.00

State Aid - General Operations \$883,030.28

State Aid - Competitive Grants \$0.00

State - Categorical \$0.00

Special Programs \$0.00

Other State Sources of Revenue \$0.00

Child Nutrition Program \$0.00

State Vocational Programs \$0.00

Capital Outlay \$0.00

Disadvantaged Students \$57,737.12

Individuals With Disabilities \$0.00

Minority \$9,090.49

Operations \$0.00

Other Federal Sources of Revenue \$0.00

Child Nutrition Programs \$94,539.48

Federal Vocational Education \$0.00

Non-Revenue Receipts \$0.00

Total Estimated Revenue \$1,305,822.09

SINKING FUND BALANCE SHEET

SINKING FUND

Cash Balance on Hand June 30, 2016 \$151,016.68

Legal Investments Properly Maturing \$0.00

Judgments Paid to Recover By Tax Levy \$0.00

Total Liquid Assets \$151,016.68

Deduct Matured Indebtedness:

Past-Due Coupons \$0.00

STATE OF OKLAHOMA,
COUNTY OF LINCOLN, ss:

Stephen E. Mathis, being duly sworn, deposes and says that he is Owner/publisher of the Lincoln County News (Successor to Chandler News-Publicist and Lincoln County Republican), a newspaper of Lincoln County, State of Oklahoma, and knows that the facts herein set out, that said newspaper is being published weekly in the City of Chandler, in said county and has maintained a general paid circulation in said county and State and with entrance into the United States mail as second class matter and published in said county where delivered to the United States Mail: that said newspaper has been continuously and uninterruptedly printed in said county during the period of 104 weeks consecutively immediately prior to the first publication of the notice, a true copy of which is hereto attached and made part hereof and that said notice was duly published in each issue of said newspaper for

1

weeks, beginning with

issue thereof bearing date of

September 22, 2016

and continuing to and including the issue bearing date of

Affiant further states that said newspaper carrying said notice, advertisement, or publication comes within all the prescriptions and requirements of House Bill No. 327, Session Laws 1941, being an act amending Section 54, Compiled Oklahoma Statutes, 1931, as amended by Article 1, Chapter 1, Session Laws 1935, and also comes within the prescriptions and requirements of Section 1 of Senate Bill No. 47 of Sessions Laws 1943, of the State of Oklahoma.

Attn

Subscribed and sworn to me this 22nd day of

September 2016

Notary Public

My Commission

Expires June 11, 2017

Commission # 01008177



THE LINCOLN COUNTY NEWS

Publication Fee \$ 231.75

Carney School District
Financial Statement 2016-2017

Interest Accrued Thereon	\$0.00
Past-Due Bonds	\$0.00
Interest Thereon after Last Coupon	\$0.00
Fiscal Agency Commissions on Above	\$0.00
Judgments and Int. Levied for/Unpaid	\$0.00
Total Items	\$0.00
Balance of Assets Subject to Accruals	\$151,016.68
Deduct Accrual Reserve if Assets Sufficient:	
Earned Unmatured Interest	\$2,191.67
Accrual on Final Coupons	\$1,800.00
Accrued on Unmatured Bonds	\$139,000.00
Total Items	\$142,991.67
Excess of Assets Over Accrual Reserves	\$8,025.01
SINKING FUND REQUIREMENTS FOR 2016-2017	
Interest Earnings on Bonds	\$11,833.33
Accrual on Unmatured Bonds	\$129,000.00
Annual Accrual on "Prepaid" Judgments	\$0.00
Annual Accrual on Unpaid Judgments	\$0.00
Interest on Unpaid Judgments	\$0.00
Credit to School Dist.	\$0.00
Credit to School Dist.	\$0.00
Annual Accrual from Exhibit KK	\$0.00
Total Sinking Fund Requirements	\$140,833.33
Deduct:	
Excess of Assets over Liabilities	\$8,025.01
Surplus Building Fund Cash	\$0.00
Contributions From Other Districts	\$0.00
Balance To Raise	\$132,808.32
Unmatured Coupons Due Before 4-1-17	\$0.00
Unmatured Bonds So Due	\$0.00
Whatever Remains is for Exhibit KK Line E.	\$0.00
Deficit as Shown on Sinking Fund Balance Sheet	\$0.00
Less Cash Requirements for Current Fiscal	
Year in Excess of Cash on Hand	\$0.00
Remaining Deficit is for Exhibit KK Line F.	\$0.00
BUILDING FUND	BUILDING FUND
Current Expense	\$86,091.95
Reserve for Int. on Warrants & Revaluation	\$0.00
Total Required	\$86,091.95
FINANCED:	
Cash Fund Balance	\$54,305.12
Estimated Miscellaneous Revenue	\$0.00
Total Deductions	\$54,305.12
Balance to Raise from Ad Valorem Tax	\$31,786.83
CO-OP FUND	CO-OP FUND
Current Expense	\$0.00
Reserve for Int. on Warrants & Revaluation	\$0.00
Total Required	\$0.00
FINANCED:	
Cash Fund Balance	\$0.00
Estimated Miscellaneous Revenue	\$0.00
Total Deductions	\$0.00
Balance	\$0.00
CHILD NUTRITION PROGRAMS FUND	NUTRITION FUND
Current Expense	\$0.00
Reserve for Int. on Warrants & Revaluation	\$0.00
Total Required	\$0.00
FINANCED:	
Cash Fund Balance	\$0.00
Estimated Miscellaneous Revenue	\$0.00
Total Deductions	\$0.00
Balance	\$0.00

CERTIFICATE - GOVERNING BOARD

STATE OF OKLAHOMA, COUNTY OF LINCOLN, ss:

We, the undersigned duly elected, qualified and acting officers of the Board of Education of Carney Public Schools, School District No. I-105, of Said County and State, do hereby certify that at a meeting of the Governing Body of the said District begun at the time provided by law for districts of this class and pursuant to the provisions of 68 O. S. 2001 Section 3003, the foregoing statement was prepared and is a true and correct condition of the Financial Affairs of said District as reflected by the records of the District Clerk and Treasurer. We further certify that the foregoing estimate for current expenses for the fiscal year beginning July 1, 2016, and ending June 30, 2017, as shown are reasonably necessary for

the proper conduct of the affairs of the said District, that the Estimated Income to be derived from sources other than ad valorem taxation does not exceed the lawfully authorized ratio of the revenue derived from the same sources during the preceding fiscal year.

Raymond Hemphill, President of Board of Education

Subscribed and sworn to before me this 12th day of September, 2016

Jacklin Graham, Notary Public

Carney School District
Financial Statement 2016-2017

Affidavit of Publication

State of Oklahoma, County of Lincoln

I, Stacy Knox, the undersigned duly qualified and acting Clerk of the Board of Education of Carney Public Schools, School District No. I-105, County and State aforesaid, being first duly sworn according to law, hereby depose and say:

1. That I complied with 68 O. S. 2001 Section 3002, (both independent and dependent) by having the within Financial Statement and Estimate of Needs which was prepared at the time and in the manner provided by law, published as required by law, in a legally-qualified newspaper of general circulation in the district, there being no legally-qualified newspaper published in the school district, as evidenced by a copy of such published statement and estimate together with proof of publication thereof attached hereto marked Exhibit No. 1 and made a part hereof (strike inapplicable phrases).

2. That I complied with currently effective statutes, by having the Notice of Emergency Levy Election and the call for such Election on the date hereinbefore certified by the Governing Board, the Itemized Statements and the Itemized Estimate of the amount necessary for the ensuing fiscal year requiring such emergency levy for the current expense purposes as prepared by the Board of Education duly published or posted, as the case may be, in full compliance with law for this class of school district, and as provided by law duly made public in the manner and at the time provided by law, for this class of district and in all respects according to law, in relation to said election on such emergency levy as hereinbefore certified by said Governing Board.

3. That I complied with the statute by having published or posted (if required for this class of district) the notice of local support levy election, and the call for such election on the date hereinbefore certified by the Board of Education. That the Estimate of Needs as prepared by the Board of Education required such local support levy in addition to other tax levies, to fully meet the current expense purposes of the school district for the ensuing year.



4. That in conformity to resolution by said Board of Education, I caused Notice of Building Fund Levy Election under the provisions of Article 10, Section 10, Oklahoma Constitution, and the Call of such Election on the date hereinbefore certified by the Governing Board, together with Itemized Statements and an Estimate of the amount necessary for the ensuing fiscal year requiring such levy for the purpose of erecting, remodeling or repairing school buildings, and for purchasing school furniture, in said District, published or posted to contain such Notice and Call, fixing the number of voting places and particularly describing each and every such place or places, and fixing the day on which such election should be had after the expiration of such notice, duly published or posted as is required by law for this class of district.

Stacy Knox
Clerk, Board of Education

Subscribed and sworn to before me this 12 day of September

Jacklin Graham
Notary Public

3-18-18
My Commission Expires



Debbie Hensel
Secretary and Clerk of Excise Board

Lincoln County, Oklahoma

WILSON, DOTSON & ASSOCIATES, P.L.L.C.**Certified Public Accountants**

Members

American Institute of Certified Public Accountants

Oklahoma Society of Certified Public Accountants

Independent Accountant's Compilation Report

To the Board of Education
Carney Public Schools
District No. I-105, Lincoln County


We have compiled the 2015-2016 prescribed financial statements as of and for the fiscal year ended June 30, 2016, and the 2016-2017 Estimate of Needs (SA&I Form 2661R06) and Publication Sheet (SA&I Form 2662R06) for District No. I-105, Lincoln County, included in the accompanying prescribed form. We have not audited or reviewed the prescribed financial statements, estimate of needs and publication sheet forms referred to above and, accordingly, do not express an opinion or provide any assurance about whether the prescribed financial statements, estimate of needs and publication sheet forms are in accordance with the basis of accounting prescribed by the Office of the Oklahoma State Auditor and Inspector.

Management is responsible for the preparation and fair presentation of the prescribed financial statements, estimate of needs and publication sheet in accordance with the applicable prescribed financial framework and for designing, implementing, and maintaining internal control relevant to the preparation and fair presentation of the prescribed financial statements, estimate of needs and publication sheet.

Our responsibility is to conduct the compilation in accordance with Statements on Standards for Accounting and Review Services issued by the American Institute of Certified Public Accountants. The objective of a compilation is to assist management in presenting financial information in the form of financial statements and supporting information without undertaking to obtain or provide any assurance that there are no material modifications that should be made to the prescribed financial statements, estimate of needs and publication sheet.

The prescribed financial statements, estimate of needs and publication sheet forms are presented in accordance with the requirements prescribed by the Office of the Oklahoma State Auditor and Inspector per 68 OS § 3003.B., as defined by rules promulgated by the Oklahoma State Department of Education per 70 OS § 5-134.1.D., which differ from generally accepted accounting principles. Accordingly, these prescribed forms are not designed for those who are not informed about such differences.

This report is intended solely for the information and use of the Oklahoma State Department of Education, the School District, Lincoln County Excise Board, and for filing with the State Auditor and Inspector and is not intended to be and should not be used by anyone other than these specified parties.


Signature of accounting firm

Date 9.12.16

907 EAST 35TH UNIT 4, SHAWNEE, OK 74804
(405) 273-4838 1-800-550-2948 FAX (405) 273-5846

GENERAL FUND ACCOUNTS COVERING THE PERIOD JULY 1, 2015 TO JUNE 30, 2016
ESTIMATE OF NEEDS FOR 2016-2017

EXHIBIT "A"

Page 6

Schedule 1, Current Balance Sheet - June 30, 2016	
	Amount
ASSETS:	
Cash Balance June 30, 2016	\$ 532,917.61
Investments	0.00
TOTAL ASSETS	\$ 532,917.61
LIABILITIES AND RESERVES:	
Warrants Outstanding	\$ 21,685.47
Reserve for Interest on Warrants	0.00
Reserves From Schedule 8	31.77
TOTAL LIABILITIES AND RESERVES	\$ 21,717.24
CASH FUND BALANCE JUNE 30, 2016	511,200.37
TOTAL LIABILITIES, RESERVES AND CASH FUND BALANCE	\$ 532,917.61

Schedule 2, Revenue and Requirements - 2015-2016		
	Detail	Total
REVENUE:		
Cash Balance June 30, 2015	\$ 244,487.54	
Cash Fund Balance Transferred From Prior Years	8,735.72	
Current Ad Valorem Tax Apportioned	209,431.42	
Miscellaneous Revenue Apportioned	1,493,337.51	
TOTAL REVENUE		\$ 1,955,992.19
REQUIREMENTS:		
Claims Paid by Warrants Issued & Transfer Fees Apportioned	\$ 1,444,760.05	
Reserves From Schedule 8	31.77	
Interest Paid on Warrants	0.00	
Bank Fees and Cash Charges	0.00	
Reserve for Interest on Warrants	0.00	
TOTAL REQUIREMENTS		\$ 1,444,791.82
ADD: Cash Fund Balance as Per Balance Sheet 6-30-2016		511,200.37
TOTAL REQUIREMENTS AND CASH FUND BALANCE		\$ 1,955,992.19

Schedule 3, Cash Fund Balance Analysis - June 30, 2016		Amount
ADDITIONS:		
Miscellaneous Revenue Collected in Excess of Estimates-Net	\$ 245,993.56	
Warrants Estopped, Cancelled or Converted	0.00	
Fiscal Year 2015-16 Lapsed Appropriations	245,264.93	
Audit Adjustment at June 30, 2015	267.00	
Ad Valorem Tax Collections in Excess of Estimates	10,939.16	
Prior Year Ad Valorem Tax	8,735.72	
TOTAL ADDITIONS	\$ 511,200.37	
DEDUCTIONS:		
Supplemental Appropriations	\$ 0.00	
Current Tax in Process of Collection	0.00	
TOTAL DEDUCTIONS	\$ 0.00	
Cash Fund Balance as per Balance Sheet 6-30-2016	\$ 511,200.37	
Composition of Cash Fund Balance		
Cash	\$ 511,200.37	
Cash Fund Balance as per Balance Sheet 6-30-2016	\$ 511,200.37	

GENERAL FUND ACCOUNTS COVERING THE PERIOD JULY 1, 2015 TO JUNE 30, 2016
ESTIMATE OF NEEDS FOR 2016-2017

EXHIBIT "A"

Page 7

Schedule 4, Miscellaneous Revenue		
SOURCE	2015-16 ACCOUNT	
	AMOUNT ESTIMATED	ACTUALLY COLLECTED
1000 DISTRICT SOURCES OF REVENUE:		
1200 Tuition & Fees	\$ 0.00	\$ 0.00
1300 Earnings on Investments and Bond Sales	0.00	1,219.41
1400 Rental, Disposals and Commissions	0.00	0.00
1500 Reimbursements	0.00	47,384.78
1600 Other Local Sources of Revenue	0.00	847.94
1700 Child Nutrition Programs	21,471.89	15,408.34
1800 Athletics	0.00	0.00
TOTAL	\$ 21,471.89	\$ 64,860.47
2000 INTERMEDIATE SOURCES OF REVENUE:		
2100 County 4 Mill Ad Valorem Tax	\$ 43,150.60	\$ 55,068.27
2200 County Apportionment (Mortgage Tax)	6,656.46	4,577.17
2300 Resale of Property Fund Distribution	0.00	0.00
2910 Other Intermediate Sources of Revenue	0.00	0.00
TOTAL	\$ 49,807.06	\$ 59,645.44
3000 STATE SOURCES OF REVENUE:		
3110 Gross Production Tax	\$ 20,223.08	\$ 20,310.41
3120 Motor Vehicle Collections	93,999.88	87,278.55
3130 Rural Electric Cooperative Tax	65,777.87	73,037.88
3140 State School Land Earnings	31,252.96	33,835.99
3150 Vehicle Tax Stamps	116.81	99.29
3160 Farm Implement Tax Stamps	0.00	0.00
3170 Trailers and Mobile Homes	0.00	0.00
3190 Other Dedicated Revenue	0.00	0.00
3100 Total Dedicated Revenue	\$ 211,370.60	\$ 214,562.12
3210 Foundation and Salary Incentive Aid	\$ 681,485.00	\$ 748,045.00
3220 Mid-Term Adjustment For Attendance	0.00	0.00
3230 Teacher Consultant Stipend	0.00	0.00
3240 Disaster Assistance	0.00	0.00
3250 Flexible Benefit Allowance	121,072.82	126,158.40
3200 Total State Aid - General Operations - Non-Categorical	\$ 802,557.82	\$ 874,203.40
3300 State Aid - Competitive Grants - Categorical	\$ 0.00	\$ 7,429.50
3400 State - Categorical	12,086.00	15,332.02
3500 Special Programs	0.00	0.00
3600 Other State Sources of Revenue	0.00	5,225.35
3700 Child Nutrition Program	1,721.19	1,264.35
3800 State Vocational Programs - Multi-Source	15,075.00	26,019.00
TOTAL	\$ 1,042,810.61	\$ 1,144,035.74
4000 FEDERAL SOURCES OF REVENUE:		
4100 Grants-In-Aid Direct From The Federal Government	\$ 0.00	\$ 47,874.00
4200 Disadvantaged Students	48,185.36	77,406.62
4300 Individuals With Disabilities	0.00	0.00
4400 No Child Left Behind	0.00	0.00
4500 Grants-In-Aid Passed Through Other State/Intermediate Sources	0.00	0.00
4600 Other Federal Sources Passed Through State Dept Of Education	0.00	0.00
4700 Child Nutrition Programs	85,069.03	99,515.24
4800 Federal Vocational Education	0.00	0.00
TOTAL	\$ 133,254.39	\$ 224,795.86
5000 NON-REVENUE RECEIPTS:		
5100 Return of Assets	\$ 0.00	\$ 0.00
GRAND TOTAL	\$ 1,247,343.95	\$ 1,493,337.51

GENERAL FUND ACCOUNTS COVERING THE PERIOD JULY 1, 2015 TO JUNE 30, 2016
ESTIMATE OF NEEDS FOR 2016-2017

EXHIBIT "A"

Page 8

2015-16 ACCOUNT OVER (UNDER)	BASIS AND LIMIT OF ENSUING ESTIMATE	2016-17 ACCOUNT		
		CHARGEABLE INCOME	ESTIMATED BY GOVERNING BOARD	APPROVED BY EXCISE BOARD
\$ 0.00	0.00%	\$ 0.00	\$ 0.00	\$ 0.00
1,219.41	0.00%	0.00	0.00	0.00
0.00	0.00%	0.00	0.00	0.00
47,384.78	0.00%	0.00	0.00	0.00
847.94	0.00%	0.00	0.00	0.00
(6,063.55)	95.00%	0.00	14,637.92	14,637.92
0.00	0.00%	0.00	0.00	0.00
\$ 43,388.58		\$ 0.00	\$ 14,637.92	\$ 14,637.92
\$ 11,917.67	90.00%	\$ 0.00	\$ 49,561.44	\$ 49,561.44
(2,079.29)	90.00%	0.00	4,119.45	4,119.45
0.00	0.00%	0.00	0.00	0.00
0.00	0.00%	0.00	0.00	0.00
\$ 9,838.38		\$ 0.00	\$ 53,680.89	\$ 53,680.89
\$ 87.33	90.00%	\$ 0.00	\$ 18,279.37	\$ 18,279.37
(6,721.33)	90.00%	0.00	78,550.70	78,550.70
7,260.01	90.00%	0.00	65,734.09	65,734.09
2,583.03	90.00%	0.00	30,452.39	30,452.39
(17.52)	90.00%	0.00	89.36	89.36
0.00	90.00%	0.00	0.00	0.00
0.00	90.00%	0.00	0.00	0.00
0.00	90.00%	0.00	0.00	0.00
\$ 3,191.52		\$ 0.00	\$ 193,105.91	\$ 193,105.91
\$ 66,560.00	100.89%	\$ 0.00	\$ 754,730.00	\$ 754,730.00
0.00	0.00%	0.00	0.00	0.00
0.00	0.00%	0.00	0.00	0.00
0.00	0.00%	0.00	0.00	0.00
5,085.58	101.70%	0.00	128,300.28	128,300.28
\$ 71,645.58		\$ 0.00	\$ 883,030.28	\$ 883,030.28
\$ 7,429.50	0.00%	\$ 0.00	\$ 0.00	\$ 0.00
3,246.02	0.00%	0.00	0.00	0.00
0.00	0.00%	0.00	0.00	0.00
5,225.35	0.00%	0.00	0.00	0.00
(456.84)	0.00%	0.00	0.00	0.00
10,944.00	0.00%	0.00	0.00	0.00
\$ 101,225.13		\$ 0.00	\$ 1,076,136.19	\$ 1,076,136.19
\$ 47,874.00	0.00%	\$ 0.00	\$ 0.00	\$ 0.00
29,221.26	74.59%	0.00	57,737.12	57,737.12
0.00	0.00%	0.00	0.00	0.00
0.00	0.00%	0.00	9,090.49	9,090.49
0.00	0.00%	0.00	0.00	0.00
0.00	0.00%	0.00	0.00	0.00
14,446.21	95.00%	0.00	94,539.48	94,539.48
0.00	0.00%	0.00	0.00	0.00
\$ 91,541.47		\$ 0.00	\$ 161,367.09	\$ 161,367.09
\$ 0.00	0.00%	\$ 0.00	\$ 0.00	\$ 0.00
\$ 245,993.56		\$ 0.00	\$ 1,305,822.09	\$ 1,305,822.09

GENERAL FUND ACCOUNTS COVERING THE PERIOD JULY 1, 2015 TO JUNE 30, 2016
ESTIMATE OF NEEDS FOR 2016-2017

EXHIBIT "A"

Page 9

Schedule 5, Expenditures General Fund Cash Accounts of Current and all Prior Years	
CURRENT AND ALL PRIOR YEARS	2015-16
Cash Balance Reported to Excise Board 6-30-2015	\$ 0.00
Cash Fund Balance Transferred Out	
Cash Fund Balance Transferred In	244,487.54
Adjusted Cash Balance	\$ 244,487.54
Ad Valorem Tax Apportioned To Year In Caption	209,431.42
Miscellaneous Revenue (Schedule 4)	1,493,337.51
Cash Fund Balance Forward From Preceding Year	8,735.72
Prior Expenditures Recovered	0.00
TOTAL RECEIPTS	\$ 1,711,504.65
TOTAL RECEIPTS AND BALANCE	\$ 1,955,992.19
Warrants Paid of Year in Caption	1,423,074.58
Interest Paid Thereon	0.00
Bank Fees and Cash Charges	0.00
TOTAL DISBURSEMENTS	\$ 1,423,074.58
CASH BALANCE JUNE 30, 2016	\$ 532,917.61
Reserve for Warrants Outstanding	\$ 21,685.47
Reserve for Interest on Warrants	0.00
Reserves From Schedule 8	31.77
TOTAL LIABILITIES AND RESERVE	\$ 21,717.24
DEFICIT:	\$ 0.00
CASH FUND BALANCE FORWARD TO SUCCEEDING YEAR	\$ 511,200.37

Schedule 6, General Fund Warrant Account of Current and All Prior Years	
CURRENT AND ALL PRIOR YEARS	2015-16
Warrants Outstanding 6-30 of Year in Caption	
Warrants Registered During Year	\$ 1,444,760.05
TOTAL	\$ 1,444,760.05
Warrants Paid During Year	\$ 1,423,074.58
Warrants Converted to Bonds or Judgments	0.00
Warrants Cancelled	0.00
Warrants estopped by Statute	0.00
TOTAL WARRANTS RETIRED	\$ 1,423,074.58
BALANCE WARRANTS OUTSTANDING JUNE 30, 2016	\$ 21,685.47

Schedule 7, 2015 Ad Valorem Tax Account			
2015 Net Valuation Certified To County Excise Board	\$ 5,993,453.00	36.430 Mills	Amount
Total Proceeds of Levy as Certified	\$ 218,341.49		
Additions:	0.00		
Deductions:	0.00		
Gross Balance Tax	\$ 218,341.49		
Less Reserve for Delinquent Tax	19,849.23		
Reserve for Protests Pending	0.00		
Balance Available Tax	\$ 198,492.26		
Deduct 2015 Tax Apportioned	209,431.42		
Net Balance 2015 Tax in Process of Collection	\$ 0.00		
Excess Collections	\$ 10,939.16		

UNITS COVERING THE PERIOD JULY 1, 2015 TO JUNE 30, 2016
ESTIMATE OF NEEDS FOR 2016-2017

EXHIBIT "A"

Page 10

[illegible][illegible]

Schedule 9, General Fund Investments						
INVESTED IN	Investments On Hand June 30, 2015	Since Purchased	Liquidations		Barred by Court Order	Investments On Hand June 30, 2016
			By Collection Of Cost	Amortized Premium		
	\$ 0.00	0.00	0.00	0.00	0.00	\$ 0.00
						0.00
						0.00
						0.00
						0.00
						0.00
						0.00
						0.00
						0.00
						0.00
TOTAL INVEST	\$ 0.00	0.00	0.00	0.00	0.00	\$ 0.00

GENERAL FUND ACCOUNTS COVERING THE PERIOD JULY 1, 2015 TO JUNE 30, 2016
ESTIMATE OF NEEDS FOR 2016-2017

EXHIBIT "A"

Page 11

Schedule 8, Report of Prior Year Expenditures				
APPROPRIATED ACCOUNTS	FISCAL YEAR ENDING JUNE 30, 2015			APPROPRIA- TIONS ORIGINAL
	RESERVES 06-30-2015	WARRANTS SINCE ISSUED	BALANCE LAPSED APPROPRIA- TIONS	
1000 INSTRUCTION	\$ 0.00	\$ 0.00	\$ 0.00	\$ 1,690,056.75
2000 SUPPORT SERVICES:				
2100 Support Services - Students	\$ 0.00	\$ 0.00	\$ 0.00	\$ 0.00
2200 Support Services - Instructional Staff	0.00	0.00	0.00	0.00
2300 Support Services - General Administration	0.00	0.00	0.00	0.00
2400 Support Services - School Administration	0.00	0.00	0.00	0.00
2500 Support Services - Business	0.00	0.00	0.00	0.00
2600 Operations And Maintenance of Plant Services	0.00	0.00	0.00	0.00
2700 Student Transportation Services	0.00	0.00	0.00	0.00
2800 Support Services - Central	0.00	0.00	0.00	0.00
2900 Other Support Services	0.00	0.00	0.00	0.00
TOTAL	\$ 0.00	\$ 0.00	\$ 0.00	\$ 0.00
3000 OPERATION OF NON-INSTRUCTION SERVICES:				
3100 Child Nutrition Programs Operations	\$ 0.00	\$ 0.00	\$ 0.00	\$ 0.00
3200 Other Enterprise Service Operations	0.00	0.00	0.00	0.00
3300 Community Services Operations	0.00	0.00	0.00	0.00
TOTAL	\$ 0.00	\$ 0.00	\$ 0.00	\$ 0.00
4000 FACILITIES ACQUISITION & CONSTRUCTION SERVICES:				
4100 Supv. of Facilities Acquisition and Construction	\$ 0.00	\$ 0.00	\$ 0.00	\$ 0.00
4200 Site Acquisition Services	0.00	0.00	0.00	0.00
4300 Site Improvement Services	0.00	0.00	0.00	0.00
4400 Architecture and Engineering Services	0.00	0.00	0.00	0.00
4500 Educational Specifications Development Services	0.00	0.00	0.00	0.00
4600 Building Acquisition and Construction Services	0.00	0.00	0.00	0.00
4700 Building Improvement Services	0.00	0.00	0.00	0.00
4900 Other Facilities Acquisition and Const. Services	0.00	0.00	0.00	0.00
TOTAL	\$ 0.00	\$ 0.00	\$ 0.00	\$ 0.00
5000 OTHER OUTLAYS:				
5100 Debt Service	\$ 0.00	\$ 0.00	\$ 0.00	\$ 0.00
5200 Reimbursement (Child Nutrition Fund)	0.00	0.00	0.00	0.00
5300 Clearing Account	0.00	0.00	0.00	0.00
5400 Indirect Cost Entitlement	0.00	0.00	0.00	0.00
5500 Private Nonprofit Schools	0.00	0.00	0.00	0.00
5600 Correcting Entry	0.00	0.00	0.00	0.00
TOTAL	\$ 0.00	\$ 0.00	\$ 0.00	\$ 0.00
7000 OTHER USES	\$ 0.00	\$ 0.00	\$ 0.00	\$ 0.00
8000 REPAYMENTS	\$ 0.00	\$ 0.00	\$ 0.00	\$ 0.00
TOTAL GENERAL FUND	\$ 0.00	\$ 0.00	\$ 0.00	\$ 1,690,056.75
Bank Fees and Cash Charges	\$ 0.00	\$ 0.00	\$ 0.00	\$ 0.00
Provision for Interest on Warrants	\$ 0.00	\$ 0.00	\$ 0.00	\$ 0.00
GRAND TOTAL	\$ 0.00	\$ 0.00	\$ 0.00	\$ 1,690,056.75

ESTIMATE OF NEEDS FOR THE FISCAL YEAR 2016-2017

PURPOSE:
Current Expense
Interest
Pro rata share of County Assessor's Budget as determined by County Excise Board
GRAND TOTAL - Home School

Page 12

	Estimate of Needs by Governing Board	Approved by County Excise Board
	\$ 2,039,713.65	\$ 2,039,713.65
	0.00	0.00
	0.00	0.00
	\$ 2,039,713.65	\$ 2,039,713.65

BUILDING FUND ACCOUNTS COVERING THE PERIOD JULY 1, 2015 TO JUNE 30, 2016
ESTIMATE OF NEEDS FOR 2016-2017

EXHIBIT "B"

Page 13

Schedule 1, Current Balance Sheet - June 30, 2016	
	Amount
ASSETS:	
Cash Balance June 30, 2016	\$ 54,305.12
Investments	0.00
TOTAL ASSETS	\$ 54,305.12
LIABILITIES AND RESERVES:	
Warrants Outstanding	\$ 0.00
Reserve for Interest on Warrants	0.00
Reserves From Schedule 8	0.00
TOTAL LIABILITIES AND RESERVES	\$ 0.00
CASH FUND BALANCE JUNE 30, 2016	54,305.12
TOTAL LIABILITIES, RESERVES AND CASH FUND BALANCE	\$ 54,305.12

Schedule 2, Revenue and Requirements - 2015-2016		
	Detail	Total
REVENUE:		
Cash Balance June 30, 2015	\$ 27,736.80	
Cash Fund Balance Transferred From Prior Years	1,246.93	
Current Ad Valorem Tax Apportioned	29,894.14	
Miscellaneous Revenue Apportioned	1,009.76	
TOTAL REVENUE		\$ 59,887.63
REQUIREMENTS:		
Claims Paid by Warrants Issued & Transfer Fees Apportioned	\$ 5,582.51	
Reserves From Schedule 8	0.00	
Interest Paid on Warrants	0.00	
Bank Fees and Cash Charges	0.00	
Reserve for Interest on Warrants	0.00	
TOTAL REQUIREMENTS		\$ 5,582.51
ADD: Cash Fund Balance as Per Balance Sheet 6-30-2016		54,305.12
TOTAL REQUIREMENTS AND CASH FUND BALANCE		\$ 59,887.63

Schedule 3, Cash Fund Balance Analysis - June 30, 2016	
	Amount
ADDITIONS:	
Miscellaneous Revenue Collected in Excess of Estimates-Net	\$ 1,009.76
Warrants Estopped, Cancelled or Converted	0.00
Fiscal Year 2015-16 Lapsed Appropriations	50,486.98
Audit Adjustment at June 30, 2015	0.00
Ad Valorem Tax Collections in Excess of Estimates	1,561.45
Prior Year Ad Valorem Tax	1,246.93
TOTAL ADDITIONS	\$ 54,305.12
DEDUCTIONS:	
Supplemental Appropriations	\$ 0.00
Current Tax in Process of Collection	0.00
TOTAL DEDUCTIONS	\$ 0.00
Cash Fund Balance as per Balance Sheet 6-30-2016	\$ 54,305.12
Composition of Cash Fund Balance	
Cash	\$ 54,305.12
Cash Fund Balance as per Balance Sheet 6-30-2016	\$ 54,305.12

BUILDING FUND ACCOUNTS COVERING THE PERIOD JULY 1, 2015 TO JUNE 30, 2016
ESTIMATE OF NEEDS FOR 2016-2017

EXHIBIT "B"

Page 14

Schedule 4, Miscellaneous Revenue		
SOURCE	2015-16 ACCOUNT	
	AMOUNT ESTIMATED	ACTUALLY COLLECTED
1000 DISTRICT SOURCES OF REVENUE:		
1200 Tuition & Fees	\$ 0.00	\$ 0.00
1300 Earnings on Investments and Bond Sales	0.00	0.00
1400 Rental, Disposals and Commissions	0.00	0.00
1500 Reimbursements	0.00	0.00
1600 Other Local Sources of Revenue	0.00	1,007.52
1700 Child Nutrition Programs	0.00	0.00
1800 Athletics	0.00	0.00
TOTAL	\$ 0.00	\$ 1,007.52
2000 INTERMEDIATE SOURCES OF REVENUE:		
2100 County 4 Mill Ad Valorem Tax	\$ 0.00	\$ 0.00
2200 County Apportionment (Mortgage Tax)	0.00	0.00
2300 Resale of Property Fund Distribution	0.00	0.00
2900 Other Intermediate Sources of Revenue	0.00	0.00
TOTAL	\$ 0.00	\$ 0.00
3000 STATE SOURCES OF REVENUE:		
3110 Gross Production Tax	\$ 0.00	\$ 0.00
3120 Motor Vehicle Collections	0.00	0.00
3130 Rural Electric Cooperative Tax	0.00	0.00
3140 State School Land Earnings	0.00	0.00
3150 Vehicle Tax Stamps	0.00	0.00
3160 Farm Implement Tax Stamps	0.00	0.00
3170 Trailers and Mobile Homes	0.00	0.00
3190 Other Dedicated Revenue	0.00	0.00
3100 Total Dedicated Revenue	\$ 0.00	\$ 0.00
3210 Foundation and Salary Incentive Aid	\$ 0.00	\$ 0.00
3220 Mid-Term Adjustment For Attendance	0.00	0.00
3230 Teacher Consultant Stipend	0.00	0.00
3240 Disaster Assistance	0.00	0.00
3250 Flexible Benefit Allowance	0.00	0.00
3200 Total State Aid - General Operations - Non-Categorical	\$ 0.00	\$ 0.00
3300 State Aid - Competitive Grants - Categorical	\$ 0.00	\$ 0.00
3400 State - Categorical	0.00	0.00
3500 Special Programs	0.00	0.00
3600 Other State Sources of Revenue	0.00	2.24
3700 Child Nutrition Program	0.00	0.00
3800 State Vocational Programs - Multi-Source	0.00	0.00
TOTAL	\$ 0.00	\$ 2.24
4000 FEDERAL SOURCES OF REVENUE:		
4100 Grants-In-Aid Direct From The Federal Government	\$ 0.00	\$ 0.00
4200 Disadvantaged Students	0.00	0.00
4300 Individuals With Disabilities	0.00	0.00
4400 No Child Left Behind	0.00	0.00
4500 Grants-In-Aid Passed Through Other State/Intermediate Sources	0.00	0.00
4600 Other Federal Sources Passed Through State Dept Of Education	0.00	0.00
4700 Child Nutrition Programs	0.00	0.00
4800 Federal Vocational Education	0.00	0.00
TOTAL	\$ 0.00	\$ 0.00
5000 NON-REVENUE RECEIPTS:		
5100 Return of Assets	\$ 0.00	\$ 0.00
GRAND TOTAL	\$ 0.00	\$ 1,009.76

BUILDING FUND ACCOUNTS COVERING THE PERIOD JULY 1, 2015 TO JUNE 30, 2016
ESTIMATE OF NEEDS FOR 2016-2017

EXHIBIT "B"

Page 15

2015-16 ACCOUNT OVER (UNDER)	BASIS AND LIMIT OF ENSUING ESTIMATE	2016-17 ACCOUNT		
		CHARGEABLE INCOME	ESTIMATED BY GOVERNING BOARD	APPROVED BY EXCISE BOARD
\$ 0.00	0.00%	\$ 0.00	\$ 0.00	\$ 0.00
0.00	0.00%	0.00	0.00	0.00
0.00	0.00%	0.00	0.00	0.00
0.00	0.00%	0.00	0.00	0.00
1,007.52	0.00%	0.00	0.00	0.00
0.00	0.00%	0.00	0.00	0.00
0.00	0.00%	0.00	0.00	0.00
\$ 1,007.52		\$ 0.00	\$ 0.00	\$ 0.00
\$ 0.00	0.00%	\$ 0.00	\$ 0.00	\$ 0.00
0.00	0.00%	0.00	0.00	0.00
0.00	0.00%	0.00	0.00	0.00
0.00	0.00%	0.00	0.00	0.00
\$ 0.00		\$ 0.00	\$ 0.00	\$ 0.00
\$ 0.00	0.00%	\$ 0.00	\$ 0.00	\$ 0.00
0.00	0.00%	0.00	0.00	0.00
0.00	0.00%	0.00	0.00	0.00
0.00	0.00%	0.00	0.00	0.00
0.00	0.00%	0.00	0.00	0.00
0.00	0.00%	0.00	0.00	0.00
0.00	0.00%	0.00	0.00	0.00
0.00	0.00%	0.00	0.00	0.00
\$ 0.00		\$ 0.00	\$ 0.00	\$ 0.00
\$ 0.00	0.00%	\$ 0.00	\$ 0.00	\$ 0.00
0.00	0.00%	0.00	0.00	0.00
0.00	0.00%	0.00	0.00	0.00
0.00	0.00%	0.00	0.00	0.00
0.00	0.00%	0.00	0.00	0.00
\$ 0.00		\$ 0.00	\$ 0.00	\$ 0.00
\$ 0.00	0.00%	\$ 0.00	\$ 0.00	\$ 0.00
0.00	0.00%	0.00	0.00	0.00
0.00	0.00%	0.00	0.00	0.00
0.00	0.00%	0.00	0.00	0.00
0.00	0.00%	0.00	0.00	0.00
0.00	0.00%	0.00	0.00	0.00
\$ 2.24		\$ 0.00	\$ 0.00	\$ 0.00
\$ 0.00	0.00%	\$ 0.00	\$ 0.00	\$ 0.00
0.00	0.00%	0.00	0.00	0.00
0.00	0.00%	0.00	0.00	0.00
0.00	0.00%	0.00	0.00	0.00
0.00	0.00%	0.00	0.00	0.00
0.00	0.00%	0.00	0.00	0.00
0.00	0.00%	0.00	0.00	0.00
\$ 0.00		\$ 0.00	\$ 0.00	\$ 0.00
\$ 0.00	0.00%	\$ 0.00	\$ 0.00	\$ 0.00
0.00	0.00%	0.00	0.00	0.00
0.00	0.00%	0.00	0.00	0.00
0.00	0.00%	0.00	0.00	0.00
0.00	0.00%	0.00	0.00	0.00
0.00	0.00%	0.00	0.00	0.00
0.00	0.00%	0.00	0.00	0.00
\$ 0.00		\$ 0.00	\$ 0.00	\$ 0.00
\$ 0.00	0.00%	\$ 0.00	\$ 0.00	\$ 0.00
\$ 1,009.76		\$ 0.00	\$ 0.00	\$ 0.00

BUILDING FUND ACCOUNTS COVERING THE PERIOD JULY 1, 2015 TO JUNE 30, 2016
ESTIMATE OF NEEDS FOR 2016-2017

EXHIBIT "B"

Page 16

Schedule 5, Expenditures Building Fund Cash Accounts of Current and all Prior Years	
CURRENT AND ALL PRIOR YEARS	2015-16
Cash Balance Reported to Excise Board 6-30-2015	\$ 0.00
Cash Fund Balance Transferred Out	
Cash Fund Balance Transferred In	27,736.80
Adjusted Cash Balance	\$ 27,736.80
Ad Valorem Tax Apportioned To Year In Caption	29,894.14
Miscellaneous Revenue (Schedule 4)	1,009.76
Cash Fund Balance Forward From Preceding Year	1,246.93
Prior Expenditures Recovered	0.00
TOTAL RECEIPTS	\$ 32,150.83
TOTAL RECEIPTS AND BALANCE	\$ 59,887.63
Warrants Paid of Year in Caption	5,582.51
Interest Paid Thereon	0.00
Bank Fees and Cash Charges	0.00
TOTAL DISBURSEMENTS	\$ 5,582.51
CASH BALANCE JUNE 30, 2016	\$ 54,305.12
Reserve for Warrants Outstanding	\$ 0.00
Reserve for Interest on Warrants	0.00
Reserves From Schedule 8	0.00
TOTAL LIABILITIES AND RESERVE	\$ 0.00
DEFICIT: (Red Figure)	\$ 0.00
CASH FUND BALANCE FORWARD TO SUCCEEDING YEAR	\$ 54,305.12

Schedule 6, Building Fund Warrant Account of Current and All Prior Years	
CURRENT AND ALL PRIOR YEARS	2015-16
Warrants Outstanding 6-30 of Year in Caption	
Warrants Registered During Year	\$ 5,582.51
TOTAL	\$ 5,582.51
Warrants Paid During Year	\$ 5,582.51
Warrants Converted to Bonds or Judgments	0.00
Warrants Cancelled	0.00
Warrants estopped by Statute	0.00
TOTAL WARRANTS RETIRED	\$ 5,582.51
BALANCE WARRANTS OUTSTANDING JUNE 30, 2016	\$ 0.00

Schedule 7, 2015 Ad Valorem Tax Account			
2015 Net Valuation Certified To County Excise Board	\$ 5,993,453.00	5.200 Mills	Amount
Total Proceeds of Levy as Certified			\$ 31,165.96
Additions:			0.00
Deductions:			0.00
Gross Balance Tax			\$ 31,165.96
Less Reserve for Delinquent Tax			2,833.27
Reserve for Protests Pending			0.00
Balance Available Tax			\$ 28,332.69
Deduct 2015 Tax Apportioned			29,894.14
Net Balance 2015 Tax in Process of Collection			\$ 0.00
Excess Collections			\$ 1,561.45

BUILDING FUND ACCOUNTS COVERING THE PERIOD JULY 1, 2015 TO JUNE 30, 2016
ESTIMATE OF NEEDS FOR 2016-2017

EXHIBIT "B"

Page 17

Schedule 5, (Continued)						
2014-15	2013-14	2012-13	2011-12	2010-11	2009-10	TOTAL
\$ 28,196.38	\$ 0.00	\$ 0.00	\$ 0.00	\$ 0.00	\$ 0.00	\$ 28,196.38
27,736.80	0.00	0.00	0.00	0.00	0.00	27,736.80
0.00	0.00	0.00	0.00	0.00	0.00	27,736.80
\$ 459.58	\$ 0.00	\$ 0.00	\$ 0.00	\$ 0.00	\$ 0.00	\$ 28,196.38
1,246.93	0.00	0.00	0.00	0.00	0.00	31,141.07
0.00	0.00	0.00	0.00	0.00	0.00	1,009.76
0.00	0.00	0.00	0.00	0.00	0.00	1,246.93
0.00	0.00	0.00	0.00	0.00	0.00	0.00
\$ 1,246.93	\$ 0.00	\$ 0.00	\$ 0.00	\$ 0.00	\$ 0.00	\$ 33,397.76
\$ 1,706.51	\$ 0.00	\$ 0.00	\$ 0.00	\$ 0.00	\$ 0.00	\$ 61,594.14
459.58	0.00	0.00	0.00	0.00	0.00	6,042.09
0.00	0.00	0.00	0.00	0.00	0.00	0.00
0.00	0.00	0.00	0.00	0.00	0.00	0.00
\$ 459.58	\$ 0.00	\$ 0.00	\$ 0.00	\$ 0.00	\$ 0.00	\$ 6,042.09
\$ 1,246.93	\$ 0.00	\$ 0.00	\$ 0.00	\$ 0.00	\$ 0.00	\$ 55,552.05
\$ 0.00	\$ 0.00	\$ 0.00	\$ 0.00	\$ 0.00	\$ 0.00	\$ 0.00
0.00	0.00	0.00	0.00	0.00	0.00	0.00
0.00	0.00	0.00	0.00	0.00	0.00	0.00
\$ 0.00	\$ 0.00	\$ 0.00	\$ 0.00	\$ 0.00	\$ 0.00	\$ 0.00
\$ 0.00	\$ 0.00	\$ 0.00	\$ 0.00	\$ 0.00	\$ 0.00	\$ 0.00
\$ 1,246.93	\$ 0.00	\$ 0.00	\$ 0.00	\$ 0.00	\$ 0.00	\$ 55,552.05

Schedule 6, (Continued)						
2014-15	2013-14	2012-13	2011-12	2010-11	2009-10	TOTAL
\$ 459.58	\$ 0.00	\$ 0.00	\$ 0.00	\$ 0.00	\$ 0.00	\$ 459.58
0.00	0.00	0.00	0.00	0.00	0.00	5,582.51
\$ 459.58	\$ 0.00	\$ 0.00	\$ 0.00	\$ 0.00	\$ 0.00	\$ 6,042.09
\$ 459.58	\$ 0.00	\$ 0.00	\$ 0.00	\$ 0.00	\$ 0.00	\$ 6,042.09
0.00	0.00	0.00	0.00	0.00	0.00	0.00
0.00	0.00	0.00	0.00	0.00	0.00	0.00
0.00	0.00	0.00	0.00	0.00	0.00	0.00
\$ 459.58	\$ 0.00	\$ 0.00	\$ 0.00	\$ 0.00	\$ 0.00	\$ 6,042.09
\$ 0.00	\$ 0.00	\$ 0.00	\$ 0.00	\$ 0.00	\$ 0.00	\$ 0.00

Schedule 9, Building Fund Investments						
INVESTED IN	Investments On Hand June 30, 2015	Since Purchased	Liquidations		Barred by Court Order	Investments On Hand June 30, 2016
			By Collection Of Cost	Amortized Premium		
	\$ 0.00	0.00	0.00	0.00	0.00	\$ 0.00
						0.00
						0.00
						0.00
						0.00
						0.00
						0.00
						0.00
						0.00
						0.00
						0.00
TOTAL INVEST	\$ 0.00	0.00	0.00	0.00	0.00	\$ 0.00

BUILDING FUND ACCOUNTS COVERING THE PERIOD JULY 1, 2015 TO JUNE 30, 2016
ESTIMATE OF NEEDS FOR 2016-2017

EXHIBIT "B"

Page 18

Schedule 8, Report of Prior Year Expenditures				
APPROPRIATED ACCOUNTS	FISCAL YEAR ENDING JUNE 30, 2015			APPROPRIATIONS ORIGINAL
	RESERVES 06-30-2015	WARRANTS SINCE ISSUED	BALANCE LAPSED APPROPRIA- TIONS	
1000 INSTRUCTION	\$ 0.00	\$ 0.00	\$ 0.00	\$ 56,069.49
2000 SUPPORT SERVICES:				
2100 Support Services - Students	\$ 0.00	\$ 0.00	\$ 0.00	\$ 0.00
2200 Support Services - Instructional Staff	0.00	0.00	0.00	0.00
2300 Support Services - General Administration	0.00	0.00	0.00	0.00
2400 Support Services - School Administration	0.00	0.00	0.00	0.00
2500 Support Services - Business	0.00	0.00	0.00	0.00
2600 Operations And Maintenance of Plant Services	0.00	0.00	0.00	0.00
2700 Student Transportation Services	0.00	0.00	0.00	0.00
2800 Support Services - Central	0.00	0.00	0.00	0.00
2900 Other Support Services	0.00	0.00	0.00	0.00
TOTAL	\$ 0.00	\$ 0.00	\$ 0.00	\$ 0.00
3000 OPERATION OF NON-INSTRUCTION SERVICES:				
3100 Child Nutrition Programs Operations	\$ 0.00	\$ 0.00	\$ 0.00	\$ 0.00
3200 Other Enterprise Service Operations	0.00	0.00	0.00	0.00
3300 Community Services Operations	0.00	0.00	0.00	0.00
TOTAL	\$ 0.00	\$ 0.00	\$ 0.00	\$ 0.00
4000 FACILITIES ACQUISITION & CONSTRUCTION SERVICES:				
4100 Supv. of Facilities Acquisition and Construction	\$ 0.00	\$ 0.00	\$ 0.00	\$ 0.00
4200 Site Acquisition Services	0.00	0.00	0.00	0.00
4300 Site Improvement Services	0.00	0.00	0.00	0.00
4400 Architecture and Engineering Services	0.00	0.00	0.00	0.00
4500 Educational Specifications Development Services	0.00	0.00	0.00	0.00
4600 Building Acquisition and Construction Services	0.00	0.00	0.00	0.00
4700 Building Improvement Services	0.00	0.00	0.00	0.00
4900 Other Facilities Acquisition and Const. Services	0.00	0.00	0.00	0.00
TOTAL	\$ 0.00	\$ 0.00	\$ 0.00	\$ 0.00
5000 OTHER OUTLAYS:				
5100 Debt Service	\$ 0.00	\$ 0.00	\$ 0.00	\$ 0.00
5200 Reimbursement (Child Nutrition Fund)	0.00	0.00	0.00	0.00
5300 Clearing Account	0.00	0.00	0.00	0.00
5400 Indirect Cost Entitlement	0.00	0.00	0.00	0.00
5500 Private Nonprofit Schools	0.00	0.00	0.00	0.00
5600 Correcting Entry	0.00	0.00	0.00	0.00
TOTAL	\$ 0.00	\$ 0.00	\$ 0.00	\$ 0.00
7000 OTHER USES	\$ 0.00	\$ 0.00	\$ 0.00	\$ 0.00
8000 REPAYMENTS	\$ 0.00	\$ 0.00	\$ 0.00	\$ 0.00
TOTAL BUILDING FUND	\$ 0.00	\$ 0.00	\$ 0.00	\$ 56,069.49
Bank Fees and Cash Charges	\$ 0.00	\$ 0.00	\$ 0.00	\$ 0.00
Provision for Interest on Warrants	\$ 0.00	\$ 0.00	\$ 0.00	\$ 0.00
GRAND TOTAL	\$ 0.00	\$ 0.00	\$ 0.00	\$ 56,069.49

ESTIMATE OF NEEDS FOR THE FISCAL YEAR 2016-2017	
PURPOSE:	
Current Expense	
Interest	
Pro rata share of County Assessor's Budget by County Excise Board	
GRAND TOTAL - Home School	

BUILDING FUND ACCOUNTS COVERING THE PERIOD JULY 1, 2015 TO JUNE 30, 2016
ESTIMATE OF NEEDS FOR 2016-2017

EXHIBIT "B"

Page 19

FISCAL YEAR ENDING JUNE 30, 2016						FISCAL YEAR 2015-2016
APPROPRIATIONS			WARRANTS ISSUED	RESERVES	LAPSED BALANCE KNOWN TO BE UNENCUMBERED	EXPENDITURES FOR CURRENT EXPENSE PURPOSES
SUPPLEMENTAL ADJUSTMENTS		NET AMOUNT				
ADDED	CANCELLED					
\$ 0.00	\$ 0.00	\$ 56,069.49	\$ 0.00	\$ 0.00	\$ 56,069.49	\$ 0.00
\$ 0.00	\$ 0.00	\$ 0.00	\$ 0.00	\$ 0.00	\$ 0.00	\$ 0.00
0.00	0.00	0.00	0.00	0.00	0.00	0.00
0.00	0.00	0.00	0.00	0.00	0.00	0.00
0.00	0.00	0.00	0.00	0.00	0.00	0.00
0.00	0.00	0.00	0.00	0.00	0.00	0.00
0.00	0.00	0.00	0.00	0.00	0.00	0.00
0.00	0.00	0.00	5,582.51	0.00	(5,582.51)	5,582.51
0.00	0.00	0.00	0.00	0.00	0.00	0.00
0.00	0.00	0.00	0.00	0.00	0.00	0.00
0.00	0.00	0.00	0.00	0.00	0.00	0.00
\$ 0.00	\$ 0.00	\$ 0.00	\$ 5,582.51	\$ 0.00	\$ (5,582.51)	\$ 5,582.51
\$ 0.00	\$ 0.00	\$ 0.00	\$ 0.00	\$ 0.00	\$ 0.00	\$ 0.00
0.00	0.00	0.00	0.00	0.00	0.00	0.00
0.00	0.00	0.00	0.00	0.00	0.00	0.00
\$ 0.00	\$ 0.00	\$ 0.00	\$ 0.00	\$ 0.00	\$ 0.00	\$ 0.00
\$ 0.00	\$ 0.00	\$ 0.00	\$ 0.00	\$ 0.00	\$ 0.00	\$ 0.00
0.00	0.00	0.00	0.00	0.00	0.00	0.00
0.00	0.00	0.00	0.00	0.00	0.00	0.00
0.00	0.00	0.00	0.00	0.00	0.00	0.00
0.00	0.00	0.00	0.00	0.00	0.00	0.00
0.00	0.00	0.00	0.00	0.00	0.00	0.00
0.00	0.00	0.00	0.00	0.00	0.00	0.00
0.00	0.00	0.00	0.00	0.00	0.00	0.00
0.00	0.00	0.00	0.00	0.00	0.00	0.00
\$ 0.00	\$ 0.00	\$ 0.00	\$ 0.00	\$ 0.00	\$ 0.00	\$ 0.00
\$ 0.00	\$ 0.00	\$ 0.00	\$ 0.00	\$ 0.00	\$ 0.00	\$ 0.00
0.00	0.00	0.00	0.00	0.00	0.00	0.00
0.00	0.00	0.00	0.00	0.00	0.00	0.00
0.00	0.00	0.00	0.00	0.00	0.00	0.00
0.00	0.00	0.00	0.00	0.00	0.00	0.00
0.00	0.00	0.00	0.00	0.00	0.00	0.00
0.00	0.00	0.00	0.00	0.00	0.00	0.00
0.00	0.00	0.00	0.00	0.00	0.00	0.00
\$ 0.00	\$ 0.00	\$ 0.00	\$ 0.00	\$ 0.00	\$ 0.00	\$ 0.00
\$ 0.00	\$ 0.00	\$ 0.00	\$ 0.00	\$ 0.00	\$ 0.00	\$ 0.00
\$ 0.00	\$ 0.00	\$ 0.00	\$ 0.00	\$ 0.00	\$ 0.00	\$ 0.00
\$ 0.00	\$ 0.00	\$ 56,069.49	\$ 5,582.51	\$ 0.00	\$ 50,486.98	\$ 5,582.51
\$ 0.00	\$ 0.00	\$ 0.00	\$ 0.00	\$ 0.00	\$ 0.00	\$ 0.00
\$ 0.00	\$ 0.00	\$ 0.00	\$ 0.00	\$ 0.00	\$ 0.00	\$ 0.00
\$ 0.00	\$ 0.00	\$ 56,069.49	\$ 5,582.51	\$ 0.00	\$ 50,486.98	\$ 5,582.51

	Estimate of Needs by	Approved by County
	Governing Board	Excise Board
	\$ 86,091.95	\$ 86,091.95
	0.00	0.00
	0.00	0.00
	\$ 86,091.95	\$ 86,091.95

SINKING FUND ACCOUNTS COVERING THE PERIOD JULY 1, 2015 TO JUNE 30, 2016
ESTIMATE OF NEEDS FOR 2016-2017

EXHIBIT "E"

Page 34-A

Schedule 1, Detail of Bond and Coupon Indebtedness as of June 30, 2016 - Not Affecting Homesteads (New)						
PURPOSE OF BOND ISSUE:					2012 General Obligation Bonds	
Date Of Issue					1/1/2012	
Date Of Sale By Delivery						
HOW AND WHEN BONDS MATURE:						
Uniform Maturities:						
Date Maturity Begins					1/1/2014	
Amount Of Each Uniform Maturity					\$ 10,000.00	
Final Maturity Otherwise:						
Date of Final Maturity					1/1/2017	
Amount of Final Maturity					\$ 50,000.00	
AMOUNT OF ORIGINAL ISSUE					\$ 150,000.00	
Cancelled, In Judgement Or Delayed For Final Levy Year					\$ 0.00	
Basis of Accruals Contemplated on Net Collections or Better in Anticipation:						
Bond Issues Accruing By Tax Levy					\$ 150,000.00	
Years To Run					3	
Normal Annual Accrual					\$ 0.00	
Tax Years Run					3	
Accrual Liability To Date					\$ 150,000.00	
Deductions From Total Accruals:						
Bonds Paid Prior To 6-30-2015					\$ 50,000.00	
Bonds Paid During 2015-2016					50,000.00	
Matured Bonds Unpaid					0.00	
Balance Of Accrual Liability					\$ 50,000.00	
TOTAL BONDS OUTSTANDING 6-30-2016:						
Matured					\$ 0.00	
Unmatured					\$ 50,000.00	
Coupon Computation:		Coupon Date	Unmatured Amount	% Int.	Months	Interest Amount
Bonds and Coupons		1/1/2017	\$ 50,000.00	2.000%	0 Mo.	\$ 0.00
Bonds and Coupons			0.00	0.000%	0 Mo.	0.00
Bonds and Coupons					Mo.	0.00
Bonds and Coupons					Mo.	0.00
Bonds and Coupons					Mo.	0.00
Bonds and Coupons					Mo.	0.00
Bonds and Coupons					Mo.	0.00
Bonds and Coupons					Mo.	0.00
Bonds and Coupons					Mo.	0.00
Bonds and Coupons					Mo.	0.00
Requirement for Interest Earnings After Last Tax-Levy Year:						
Terminal Interest To Accrue					\$ 500.00	
Years To Run					4	
Accrue Each Year					\$ 125.00	
Tax Years Run					4	
Total Accrual To Date					\$ 500.00	
Current Interest Earned Through 2016-2017					0.00	
Total Interest To Levy For 2016-2017					\$ 0.00	
INTEREST COUPON ACCOUNT:						
Interest Earned But Unpaid 6-30-2015:						
Matured					\$ 0.00	
Unmatured					1,375.00	
Interest Earnings 2015-2016					0.00	
Coupons Paid Through 2015-2016					875.00	
Interest Earned But Unpaid 6-30-2016:						
Matured					\$ 0.00	
Unmatured					\$ 500.00	

SINKING FUND ACCOUNTS COVERING THE PERIOD JULY 1, 2015 TO JUNE 30, 2016
ESTIMATE OF NEEDS FOR 2016-2017

EXHIBIT "E"

Page 34-B

Schedule 1, Detail of Bond and Coupon Indebtedness as of June 30, 2016 - Not Affecting Homesteads (New)						
PURPOSE OF BOND ISSUE:						2013 General Obligation Bonds
Date Of Issue						3/1/2013
Date Of Sale By Delivery						
HOW AND WHEN BONDS MATURE:						
Uniform Maturities:						
Date Maturity Begins						3/1/2013
Amount Of Each Uniform Maturity						\$ 65,000.00
Final Maturity Otherwise:						
Date of Final Maturity						3/1/2018
Amount of Final Maturity						\$ 65,000.00
AMOUNT OF ORIGINAL ISSUE						\$ 195,000.00
Cancelled, In Judgement Or Delayed For Final Levy Year						\$ 0.00
Basis of Accruals Contemplated on Net Collections or Better in Anticipation:						
Bond Issues Accruing By Tax Levy						\$ 195,000.00
Years To Run						3
Normal Annual Accrual						\$ 65,000.00
Tax Years Run						2
Accrual Liability To Date						\$ 130,000.00
Deductions From Total Accruals:						
Bonds Paid Prior To 6-30-2015						\$ 0.00
Bonds Paid During 2015-2016						65,000.00
Matured Bonds Unpaid						0.00
Balance Of Accrual Liability						\$ 65,000.00
TOTAL BONDS OUTSTANDING 6-30-2016:						
Matured						\$ 0.00
Unmatured						\$ 130,000.00
Coupon Computation:	Coupon Date	Unmatured Amount	% Int.	Months	Interest Amount	
Bonds and Coupons	3/1/2017	\$ 65,000.00	3.000%	8 Mo.	\$ 1,300.00	
Bonds and Coupons	3/1/2018	65,000.00	4.000%	12 Mo.	2,600.00	
Bonds and Coupons				Mo.	0.00	
Bonds and Coupons				Mo.	0.00	
Bonds and Coupons				Mo.	0.00	
Bonds and Coupons				Mo.	0.00	
Bonds and Coupons				Mo.	0.00	
Bonds and Coupons				Mo.	0.00	
Bonds and Coupons				Mo.	0.00	
Bonds and Coupons				Mo.	0.00	
Requirement for Interest Earnings After Last Tax-Levy Year:						
Terminal Interest To Accrue						\$ 1,733.33
Years To Run						4
Accrue Each Year						\$ 433.33
Tax Years Run						3
Total Accrual To Date						\$ 1,300.00
Current Interest Earned Through 2016-2017						3,900.00
Total Interest To Levy For 2016-2017						\$ 4,333.33
INTEREST COUPON ACCOUNT:						
Interest Earned But Unpaid 6-30-2015:						
Matured						\$ 0.00
Unmatured						1,950.00
Interest Earnings 2015-2016						5,416.67
Coupons Paid Through 2015-2016						5,850.00
Interest Earned But Unpaid 6-30-2016:						
Matured						\$ 0.00
Unmatured						\$ 1,516.67

SINKING FUND ACCOUNTS COVERING THE PERIOD JULY 1, 2015 TO JUNE 30, 2016
ESTIMATE OF NEEDS FOR 2016-2017

EXHIBIT "E"

Page 34-C

Schedule 1, Detail of Bond and Coupon Indebtedness as of June 30, 2016 - Not Affecting Homesteads (New)						
PURPOSE OF BOND ISSUE:						2015 Building Bond
Date Of Issue						6/1/2015
Date Of Sale By Delivery						
HOW AND WHEN BONDS MATURE:						
Uniform Maturities:						
Date Maturity Begins						6/1/2017
Amount Of Each Uniform Maturity						\$ 30,000.00
Final Maturity Otherwise:						
Date of Final Maturity						6/1/2020
Amount of Final Maturity						\$ 30,000.00
AMOUNT OF ORIGINAL ISSUE						\$ 120,000.00
Cancelled, In Judgement Or Delayed For Final Levy Year						\$ 0.00
Basis of Accruals Contemplated on Net Collections or Better in Anticipation:						
Bond Issues Accruing By Tax Levy						\$ 120,000.00
Years To Run						5
Normal Annual Accrual						\$ 24,000.00
Tax Years Run						1
Accrual Liability To Date						\$ 24,000.00
Deductions From Total Accruals:						
Bonds Paid Prior To 6-30-2015						\$ 0.00
Bonds Paid During 2015-2016						0.00
Matured Bonds Unpaid						0.00
Balance Of Accrual Liability						\$ 24,000.00
TOTAL BONDS OUTSTANDING 6-30-2016:						
Matured						\$ 0.00
Unmatured						\$ 120,000.00
Coupon Computation:	Coupon Date	Unmatured Amount	% Int.	Months	Interest Amount	
Bonds and Coupons	6/1/2017	\$ 30,000.00	1.500%	12 Mo.	\$ 450.00	
Bonds and Coupons	6/1/2018	30,000.00	1.500%	12 Mo.	450.00	
Bonds and Coupons	6/1/2019	30,000.00	2.000%	12 Mo.	600.00	
Bonds and Coupons	6/1/2020	30,000.00	2.000%	12 Mo.	600.00	
Bonds and Coupons				Mo.	0.00	
Bonds and Coupons				Mo.	0.00	
Bonds and Coupons				Mo.	0.00	
Bonds and Coupons				Mo.	0.00	
Bonds and Coupons				Mo.	0.00	
Bonds and Coupons				Mo.	0.00	
Requirement for Interest Earnings After Last Tax-Levy Year:						
Terminal Interest To Accrue						\$ 0.00
Years To Run						0
Accrue Each Year						\$ 0.00
Tax Years Run						0
Total Accrual To Date						\$ 0.00
Current Interest Earned Through 2016-2017						2,100.00
Total Interest To Levy For 2016-2017						\$ 2,100.00
INTEREST COUPON ACCOUNT:						
Interest Earned But Unpaid 6-30-2015:						
Matured						\$ 0.00
Unmatured						0.00
Interest Earnings 2015-2016						2,275.00
Coupons Paid Through 2015-2016						2,100.00
Interest Earned But Unpaid 6-30-2016:						
Matured						\$ 0.00
Unmatured						\$ 175.00

SINKING FUND ACCOUNTS COVERING THE PERIOD JULY 1, 2015 TO JUNE 30, 2016
ESTIMATE OF NEEDS FOR 2016-2017

EXHIBIT "E"

Page 34-D

Schedule I, Detail of Bond and Coupon Indebtedness as of June 30, 2016 - Not Affecting Homesteads (New)						
PURPOSE OF BOND ISSUE:						2015B Building Bonds
Date Of Issue						7/1/2015
Date Of Sale By Delivery						
HOW AND WHEN BONDS MATURE:						
Uniform Maturities:						
Date Maturity Begins						7/1/2015
Amount Of Each Uniform Maturity						\$ 40,000.00
Final Maturity Otherwise:						
Date of Final Maturity						7/1/2015
Amount of Final Maturity						\$ 40,000.00
AMOUNT OF ORIGINAL ISSUE						\$ 40,000.00
Cancelled, In Judgement Or Delayed For Final Levy Year						\$ 0.00
Basis of Accruals Contemplated on Net Collections or Better in Anticipation:						
Bond Issues Accruing By Tax Levy						\$ 40,000.00
Years To Run						1
Normal Annual Accrual						\$ 40,000.00
Tax Years Run						0
Accrual Liability To Date						\$ 0.00
Deductions From Total Accruals:						
Bonds Paid Prior To 6-30-2015						\$ 0.00
Bonds Paid During 2015-2016						0.00
Matured Bonds Unpaid						0.00
Balance Of Accrual Liability						\$ 0.00
TOTAL BONDS OUTSTANDING 6-30-2016:						
Matured						\$ 0.00
Unmatured						\$ 40,000.00
Coupon Computation:		Coupon Date	Unmatured Amount	% Int.	Months	Interest Amount
Bonds and Coupons		7/1/2017	\$ 40,000.00	1.500%	24 Mo.	\$ 1,200.00
Bonds and Coupons					Mo.	0.00
Bonds and Coupons					Mo.	0.00
Bonds and Coupons					Mo.	0.00
Bonds and Coupons					Mo.	0.00
Bonds and Coupons					Mo.	0.00
Bonds and Coupons					Mo.	0.00
Bonds and Coupons					Mo.	0.00
Bonds and Coupons					Mo.	0.00
Bonds and Coupons					Mo.	0.00
Requirement for Interest Earnings After Last Tax-Levy Year:						
Terminal Interest To Accrue						\$ 0.00
Years To Run						0
Accrue Each Year						\$ 0.00
Tax Years Run						0
Total Accrual To Date						\$ 0.00
Current Interest Earned Through 2016-2017						1,200.00
Total Interest To Levy For 2016-2017						\$ 1,200.00
INTEREST COUPON ACCOUNT:						
Interest Earned But Unpaid 6-30-2015:						
Matured						\$ 0.00
Unmatured						0.00
Interest Earnings 2015-2016						0.00
Coupons Paid Through 2015-2016						0.00
Interest Earned But Unpaid 6-30-2016:						
Matured						\$ 0.00
Unmatured						\$ 0.00

SINKING FUND ACCOUNTS COVERING THE PERIOD JULY 1, 2015 TO JUNE 30, 2016
ESTIMATE OF NEEDS FOR 2016-2017

EXHIBIT "E"

Page 34-E

Schedule I, Detail of Bond and Coupon Indebtedness as of June 30, 2016 - Not Affecting Homesteads (New)						
PURPOSE OF BOND ISSUE:						2015B Building Bonds
Date Of Issue						7/1/2015
Date Of Sale By Delivery						
HOW AND WHEN BONDS MATURE:						
Uniform Maturities:						
Date Maturity Begins						7/1/2018
Amount Of Each Uniform Maturity						\$ 60,000.00
Final Maturity Otherwise:						
Date of Final Maturity						7/1/2019
Amount of Final Maturity						\$ 60,000.00
AMOUNT OF ORIGINAL ISSUE						\$ 120,000.00
Cancelled, In Judgement Or Delayed For Final Levy Year						\$ 0.00
Basis of Accruals Contemplated on Net Collections or Better in Anticipation:						
Bond Issues Accruing By Tax Levy						\$ 120,000.00
Years To Run						0
Normal Annual Accrual						\$ 0.00
Tax Years Run						0
Accrual Liability To Date						\$ 0.00
Deductions From Total Accruals:						
Bonds Paid Prior To 6-30-2015						\$ 0.00
Bonds Paid During 2015-2016						0.00
Matured Bonds Unpaid						0.00
Balance Of Accrual Liability						\$ 0.00
TOTAL BONDS OUTSTANDING 6-30-2016:						
Matured						\$ 0.00
Unmatured						\$ 120,000.00
Coupon Computation:	Coupon Date	Unmatured Amount	% Int.	Months	Interest Amount	
Bonds and Coupons	7/1/2018	\$ 60,000.00	1.500%	24 Mo.	\$ 1,800.00	
Bonds and Coupons	7/1/2019	60,000.00	2.000%	24 Mo.	2,400.00	
Bonds and Coupons				Mo.	0.00	
Bonds and Coupons				Mo.	0.00	
Bonds and Coupons				Mo.	0.00	
Bonds and Coupons				Mo.	0.00	
Bonds and Coupons				Mo.	0.00	
Bonds and Coupons				Mo.	0.00	
Bonds and Coupons				Mo.	0.00	
Bonds and Coupons				Mo.	0.00	
Requirement for Interest Earnings After Last Tax-Levy Year:						
Terminal Interest To Accrue						\$ 0.00
Years To Run						0
Accrue Each Year						\$ 0.00
Tax Years Run						0
Total Accrual To Date						\$ 0.00
Current Interest Earned Through 2016-2017						4,200.00
Total Interest To Levy For 2016-2017						\$ 4,200.00
INTEREST COUPON ACCOUNT:						
Interest Earned But Unpaid 6-30-2015:						
Matured						\$ 0.00
Unmatured						0.00
Interest Earnings 2015-2016						0.00
Coupons Paid Through 2015-2016						0.00
Interest Earned But Unpaid 6-30-2016:						
Matured						\$ 0.00
Unmatured						\$ 0.00

SINKING FUND ACCOUNTS COVERING THE PERIOD JULY 1, 2015 TO JUNE 30, 2016
ESTIMATE OF NEEDS FOR 2016-2017

EXHIBIT "E"

Page 35

Schedule I, Detail of Bond and Coupon Indebtedness as of June 30, 2016 - Not Affecting Homesteads (New)	
PURPOSE OF BOND ISSUE:	Total All Bonds
HOW AND WHEN BONDS MATURE:	
Uniform Maturities:	
Amount Of Each Uniform Maturity	\$ 205,000.00
Final Maturity Otherwise:	
Amount of Final Maturity	\$ 245,000.00
AMOUNT OF ORIGINAL ISSUE	\$ 625,000.00
Cancelled, In Judgement Or Delayed For Final Levy Year	\$ 0.00
Basis of Accruals Contemplated on Net Collections or Better in Anticipation:	
Bond Issues Accruing By Tax Levy	\$ 625,000.00
Normal Annual Accrual	\$ 129,000.00
Accrual Liability To Date	\$ 304,000.00
Deductions From Total Accruals:	
Bonds Paid Prior To 6-30-2015	\$ 50,000.00
Bonds Paid During 2015-2016	115,000.00
Matured Bonds Unpaid	0.00
Balance Of Accrual Liability	\$ 139,000.00
TOTAL BONDS OUTSTANDING 6-30-2016:	
Matured	\$ 0.00
Unmatured	\$ 460,000.00
Requirement for Interest Earnings After Last Tax-Levy Year:	
Terminal Interest To Accrue	\$ 2,233.33
Accrue Each Year	\$ 558.33
Total Accrual To Date	\$ 1,800.00
Current Interest Earned Through 2016-2017	11,400.00
Total Interest To Levy For 2016-2017	\$ 11,833.33
INTEREST COUPON ACCOUNT:	
Interest Earned But Unpaid 6-30-2015:	
Matured	\$ 0.00
Unmatured	3,325.00
Interest Earnings 2015-2016	7,691.67
Coupons Paid Through 2015-2016	8,825.00
Interest Earned But Unpaid 6-30-2016:	
Matured	\$ 0.00
Unmatured	\$ 2,191.67

SINKING FUND ACCOUNTS COVERING THE PERIOD JULY 1, 2015 TO JUNE 30, 2016
ESTIMATE OF NEEDS FOR 2016-2017

EXHIBIT "E"

Page 36

Schedule 2, Detail of Judgment Indebtedness as of June 30, 2016 - Not Affecting Homesteads (New)				
Judgments For Indebtedness Originally Incurred After January 8, 1937. (New)				
IN FAVOR OF				
BY WHOM OWNED				
PURPOSE OF JUDGMENT				
Case Number				
NAME OF COURT				
Date of Judgment				
Principal Amount of Judgment	\$ 0.00	\$ 0.00	\$ 0.00	\$ 0.00
Interest Rate Assigned by Court	0.00%	0.00%	0.00%	0.00%
Tax Levies Made	0	0	0	0
Principal Amount Provided for to June 30, 2015	\$ 0.00	\$ 0.00	\$ 0.00	\$ 0.00
Principal Amount Provided for in 2015-2016	\$ 0.00	\$ 0.00	\$ 0.00	\$ 0.00
PRINCIPAL AMOUNT NOT PROVIDED FOR	\$ 0.00	\$ 0.00	\$ 0.00	\$ 0.00
AMOUNT TO PROVIDE BY TAX LEVY FISCAL YEAR 2016-2017				
Principal 1/3	\$ 0.00	\$ 0.00	\$ 0.00	\$ 0.00
Interest	\$ 0.00	\$ 0.00	\$ 0.00	\$ 0.00
FOR ALL JUDGMENTS REPORTED LEVIED FOR BUT UNPAID JUDGMENT OBLIGATIONS OUTSTANDING JUNE 30, 2015				
Principal	\$ 0.00	\$ 0.00	\$ 0.00	\$ 0.00
Interest	\$ 0.00	\$ 0.00	\$ 0.00	\$ 0.00
JUDGMENT OBLIGATIONS SINCE LEVIED FOR:				
Principal	\$ 0.00	\$ 0.00	\$ 0.00	\$ 0.00
Interest	\$ 0.00	\$ 0.00	\$ 0.00	\$ 0.00
JUDGMENT OBLIGATIONS SINCE PAID:				
Principal	\$ 0.00	\$ 0.00	\$ 0.00	\$ 0.00
Interest	\$ 0.00	\$ 0.00	\$ 0.00	\$ 0.00
LEVIED BUT UNPAID JUDGMENT OBLIGATIONS OUTSTANDING JUNE 30, 2016				
Principal	\$ 0.00	\$ 0.00	\$ 0.00	\$ 0.00
Interest	\$ 0.00	\$ 0.00	\$ 0.00	\$ 0.00
Total	\$ 0.00	\$ 0.00	\$ 0.00	\$ 0.00

Schedule 3, Prepaid Judgments as of June 30, 2016				
Prepaid Judgments On Indebtedness Originating After January 8, 1937				
NAME OF JUDGMENT				
CASE NUMBER				
NAME OF COURT				
Principal Amount of Judgment	\$ 0.00	\$ 0.00	\$ 0.00	\$ 0.00
Tax Levies Made	0	0	0	0
Unreimbursed Balance At June 30, 2015	\$ 0.00	\$ 0.00	\$ 0.00	\$ 0.00
Reimbursement By 2015-2016 Tax Levy	\$ 0.00	\$ 0.00	\$ 0.00	\$ 0.00
Annual Accrual On Prepaid Judgments	\$ 0.00	\$ 0.00	\$ 0.00	\$ 0.00
Stricken By Court Order	\$ 0.00	\$ 0.00	\$ 0.00	\$ 0.00
Asset Balance	\$ 0.00	\$ 0.00	\$ 0.00	\$ 0.00

SINKING FUND ACCOUNTS COVERING THE PERIOD JULY 1, 2015 TO JUNE 30, 2016
ESTIMATE OF NEEDS FOR 2016-2017

EXHIBIT "E"

Page 37

Schedule 2, Detail of Judgment Indebtedness as of June 30, 2016 - Not Affecting Homesteads (New)						
Judgments For Indebtedness Originally Incurred After January 8, 1937. (New)						
						TOTAL ALL JUDGMENTS
\$ 0.00	\$ 0.00	\$ 0.00	\$ 0.00	\$ 0.00	\$ 0.00	\$ 0.00
0.00%	0.00%	0.00%	0.00%	0.00%	0.00%	
0	0	0	0	0	0	
\$ 0.00	\$ 0.00	\$ 0.00	\$ 0.00	\$ 0.00	\$ 0.00	\$ 0.00
\$ 0.00	\$ 0.00	\$ 0.00	\$ 0.00	\$ 0.00	\$ 0.00	\$ 0.00
\$ 0.00	\$ 0.00	\$ 0.00	\$ 0.00	\$ 0.00	\$ 0.00	\$ 0.00
\$ 0.00	\$ 0.00	\$ 0.00	\$ 0.00	\$ 0.00	\$ 0.00	\$ 0.00
\$ 0.00	\$ 0.00	\$ 0.00	\$ 0.00	\$ 0.00	\$ 0.00	\$ 0.00
\$ 0.00	\$ 0.00	\$ 0.00	\$ 0.00	\$ 0.00	\$ 0.00	\$ 0.00
\$ 0.00	\$ 0.00	\$ 0.00	\$ 0.00	\$ 0.00	\$ 0.00	\$ 0.00
\$ 0.00	\$ 0.00	\$ 0.00	\$ 0.00	\$ 0.00	\$ 0.00	\$ 0.00
\$ 0.00	\$ 0.00	\$ 0.00	\$ 0.00	\$ 0.00	\$ 0.00	\$ 0.00
\$ 0.00	\$ 0.00	\$ 0.00	\$ 0.00	\$ 0.00	\$ 0.00	\$ 0.00
\$ 0.00	\$ 0.00	\$ 0.00	\$ 0.00	\$ 0.00	\$ 0.00	\$ 0.00
\$ 0.00	\$ 0.00	\$ 0.00	\$ 0.00	\$ 0.00	\$ 0.00	\$ 0.00
\$ 0.00	\$ 0.00	\$ 0.00	\$ 0.00	\$ 0.00	\$ 0.00	\$ 0.00
\$ 0.00	\$ 0.00	\$ 0.00	\$ 0.00	\$ 0.00	\$ 0.00	\$ 0.00
\$ 0.00	\$ 0.00	\$ 0.00	\$ 0.00	\$ 0.00	\$ 0.00	\$ 0.00
\$ 0.00	\$ 0.00	\$ 0.00	\$ 0.00	\$ 0.00	\$ 0.00	\$ 0.00

						TOTAL ALL PREPAID JUDGMENTS
\$ 0.00	\$ 0.00	\$ 0.00	\$ 0.00	\$ 0.00	\$ 0.00	\$ 0.00
0	0	0	0	0	0	
\$ 0.00	\$ 0.00	\$ 0.00	\$ 0.00	\$ 0.00	\$ 0.00	\$ 0.00
\$ 0.00	\$ 0.00	\$ 0.00	\$ 0.00	\$ 0.00	\$ 0.00	\$ 0.00
\$ 0.00	\$ 0.00	\$ 0.00	\$ 0.00	\$ 0.00	\$ 0.00	\$ 0.00
\$ 0.00	\$ 0.00	\$ 0.00	\$ 0.00	\$ 0.00	\$ 0.00	\$ 0.00
\$ 0.00	\$ 0.00	\$ 0.00	\$ 0.00	\$ 0.00	\$ 0.00	\$ 0.00
\$ 0.00	\$ 0.00	\$ 0.00	\$ 0.00	\$ 0.00	\$ 0.00	\$ 0.00

SINKING FUND ACCOUNTS COVERING THE PERIOD JULY 1, 2015 TO JUNE 30, 2016
ESTIMATE OF NEEDS FOR 2016-2017

EXHIBIT "E"

Page 38

Schedule 4, Sinking Fund Cash Statement		
Revenue Receipts and Disbursements	SINKING FUND	
	Detail	Extension
Cash on Hand June 30, 2015		\$ 124,522.02
Investments Since Liquidated	\$ 0.00	
COLLECTED AND APPORTIONED:		
Contributions From Other Districts	0.00	
2014 and Prior Ad Valorem Tax	5,411.04	
2015 Ad Valorem Tax	143,434.37	
Miscellaneous Receipts	1,474.25	
TOTAL RECEIPTS		150,319.66
TOTAL RECEIPTS AND BALANCE		\$ 274,841.68
DISBURSEMENTS:		
Coupons Paid	\$ 8,825.00	
Interest Paid on Past-Due Coupons	0.00	
Bonds Paid	115,000.00	
Interest Paid on Past-Due Bonds	0.00	
Commission Paid to Fiscal Agency	0.00	
Judgments Paid	0.00	
Interest Paid on Such Judgments	0.00	
Investments Purchased	0.00	
Judgments Paid Under 62 O.S. 1981, Sect 435	0.00	
TOTAL DISBURSEMENTS		123,825.00
CASH BALANCE ON HAND JUNE 30, 2016		\$151,016.68

Schedule 5, Sinking Fund Balance Sheet		
	SINKING FUND	
	Detail	Extension
Cash Balance on Hand June 30, 2016		\$ 151,016.68
Legal Investments Properly Maturing	\$ 0.00	
Judgments Paid to Recover by Tax Levy	0.00	
TOTAL LIQUID ASSETS		\$ 151,016.68
DEDUCT MATURED INDEBTEDNESS:		
a. Past-Due Coupons	\$ 0.00	
b. Interest Accrued Thereon	0.00	
c. Past-Due Bonds	0.00	
d. Interest Thereon After Last Coupon	0.00	
e. Fiscal Agent Commission On Above	0.00	
f. Judgements and Interest Levied for But Unpaid	0.00	
TOTAL Items a. Through f. (To Extension Column)		0.00
BALANCE OF ASSETS SUBJECT TO ACCRUALS		\$ 151,016.68
DEDUCT ACCRUAL RESERVES IF ASSETS SUFFICIENT:		
g. Earned Unmatured Interest	\$ 2,191.67	
h. Accrual on Final Coupons	1,800.00	
i. Accrued on Unmatured Bonds	139,000.00	
TOTAL Items g. Through i. (To Extension Column)		142,991.67
EXCESS OF ASSETS OVER ACCRUAL RESERVES		\$ 8,025.01

SINKING FUND ACCOUNTS COVERING THE PERIOD JULY 1, 2015 TO JUNE 30, 2016
ESTIMATE OF NEEDS FOR 2016-2017

EXHIBIT "E"

Page 39

Schedule 6, Estimate of Sinking Fund Needs		
	SINKING FUND	
	Computed By Governing Board	Provided By Excise Board
Interest Earnings on Bonds	\$ 11,833.33	\$ 11,833.33
Accrual on Unmatured Bonds	129,000.00	129,000.00
Annual Accrual on "Prepaid" Judgments	0.00	0.00
Annual Accrual on Unpaid Judgments	0.00	0.00
Interest on Unpaid Judgments	0.00	0.00
PARTICIPATING CONTRIBUTIONS (Annexations):	0.00	0.00
For Credit to School Dist. No.	0.00	0.00
For Credit to School Dist. No.	0.00	0.00
For Credit to School Dist. No.	0.00	0.00
For Credit to School Dist. No.	0.00	0.00
Annual Accrual From Exhibit KK	0.00	0.00
TOTAL SINKING FUND PROVISION	\$ 140,833.33	\$ 140,833.33

Schedule 7, 2015 Ad Valorem Tax Account - Sinking Funds			
Gross Value \$	0.00		
Net Value \$	5,993,453.00	24.950 Mills	Amount
Total Proceeds of Levy as Certified			\$ 149,523.13
Additions:			0.00
Deductions:			0.00
Gross Balance Tax			\$ 149,523.13
Less Reserve For Delinquent Tax			7,120.15
Reserve for Protest Pending			0.00
Balance Available Tax			\$ 142,402.98
Deduct 2015 Tax Apportioned			143,434.37
Net Balance 2015 Tax in Process of Collection or Excess Collections			\$ 1,031.39

Schedule 8, Sinking Fund Contributions From Other Districts Due To Boundry Changes		
SCHOOL DISTRICT CONTRIBUTIONS	SINKING FUND	
	Actually Received	Provided For in Budget of Contributing School District
From School District No.	\$ 0.00	\$ 0.00
From School District No.	0.00	0.00
From School District No.	0.00	0.00
From School District No.	0.00	0.00
From School District No.	0.00	0.00
From School District No.	0.00	0.00
From School District No.	0.00	0.00
From School District No.	0.00	0.00
From School District No.	0.00	0.00
TOTALS	\$ 0.00	\$ 0.00

EXHIBIT "E"

INVESTED IN	Investments On Hand June 30, 2015	Since Purchased	Liquidations		Barred by Court Order	Investments On Hand June 30, 2016
			By Collection Of Cost	Amortized Premium		
	\$ 0.00	0.00	0.00	0.00	0.00	\$ 0.00
						0.00
						0.00
						0.00
						0.00
						0.00
						0.00
						0.00
						0.00
						0.00
						0.00
TOTAL INVEST	\$ 0.00	0.00	0.00	0.00	0.00	\$ 0.00

SINKING FUND ACCOUNTS COVERING THE PERIOD JULY 1, 2015 TO JUNE 30, 2016
ESTIMATE OF NEEDS FOR 2016-2017

EXHIBIT "E"

Page 41

Schedule 10, Miscellaneous Revenue	
SOURCE	2015-16 ACCOUNT ACTUALLY COLLECTED
1000 DISTRICT SOURCES OF REVENUE:	
1200 Tuition & Fees	\$ 0.00
1310 Interest Earnings	\$ 0.00
1320 Dividends on Insurance Policies	0.00
1330 Premium on Bonds Sold	0.00
1340 Accrued Interest on Bond Sales	7.50
1350 Interest on Taxes	0.00
1360 Earnings From Oklahoma Commission on School Funds Management	0.00
1370 Proceeds From Sale of Original Bonds	0.00
1390 Other Earnings on Investments	0.00
1300 Earnings on Investments and Bond Sales	\$ 7.50
1410 Rental of School Facilities	\$ 0.00
1420 Rental of Property Other Than School Facilities	0.00
1430 Sales of Building and/or Real Estate	0.00
1440 Sales of Equipment, Services and Materials	0.00
1450 Bookstore Revenue	0.00
1460 Commissions	0.00
1470 Shop Revenue	0.00
1490 Other Rental, Disposals and Commissions	0.00
1400 Rental, Disposals and Commissions	\$ 0.00
1500 Reimbursements	0.00
1600 Other Local Sources of Revenue	0.00
1700 Child Nutrition Programs	0.00
1800 Athletics	0.00
TOTAL	\$ 7.50
2000 INTERMEDIATE SOURCES OF REVENUE:	
2100 County 4 Mill Ad Valorem Tax	\$ 0.00
2200 County Apportionment (Mortgage Tax)	0.00
2300 Resale of Property Fund Distribution	0.00
2900 Other Intermediate Sources of Revenue	0.00
TOTAL	\$ 0.00
3000 STATE SOURCES OF REVENUE:	
3100 Total Dedicated Revenue	\$ 0.00
3200 Total State Aid - General Operations - Non-Categorical	0.00
3300 State Aid - Competitive Grants - Categorical	0.00
3400 State - Categorical	0.00
3500 Special Programs	0.00
3600 Other State Sources of Revenue	10.75
3700 Child Nutrition Program	0.00
3800 State Vocational Programs - Multi-Source	0.00
TOTAL	\$ 10.75
4000 FEDERAL SOURCES OF REVENUE:	
4000 Federal Sources of Revenue	\$ 0.00
TOTAL	\$ 0.00
5000 NON-REVENUE RECEIPTS:	
5100 Return of Assets	\$ 1,456.00
GRAND TOTAL	\$ 1,474.25

CAPITAL PROJECT FUND ACCOUNTS COVERING THE PERIOD JULY 1, 2015 TO JUNE 30, 2016
ESTIMATE OF NEEDS FOR 2016-2017

EXHIBIT "G"

Page 44

Capital Project Fund Accounts:	2013 Building Bond Fund 2015-2016 Amount	2015A Building Bond Fund 2015-2016 Amount	2015B Building Bond Fund 2015-2016 Amount
Schedule 1, Current Balance Sheet - June 30, 2016			
CURRENT YEAR			
ASSETS:			
Cash Balance June 30, 2016	\$ 3,464.72	\$ 0.00	\$ 0.00
Investments	0.00	0.00	0.00
TOTAL ASSETS	\$ 3,464.72	\$ 0.00	\$ 0.00
LIABILITIES AND RESERVES:			
Warrants Outstanding	\$ 0.00	\$ 0.00	\$ 0.00
Reserve for Interest on Warrants	0.00	0.00	0.00
Reserves From Schedule 8	0.00	0.00	0.00
TOTAL LIABILITIES AND RESERVES	\$ 0.00	\$ 0.00	\$ 0.00
CASH FUND BALANCE JUNE 30, 2016	3,464.72	0.00	0.00
TOTAL LIABILITIES, RESERVES AND CASH FUND BALANCE	\$ 3,464.72	\$ 0.00	\$ 0.00

Schedule 5, Expenditures Capital Project Fund Accounts of Current Year	2015-2016 Amount	2015-2016 Amount	2015-2016 Amount
CURRENT YEAR			
Cash Balance Reported to Excise Board 6-30-2015	\$ 7,420.14	\$ 120,000.00	\$ 0.00
Cash Fund Balance Transferred Out			
Cash Fund Balance Transferred In	0.00	0.00	0.00
Adjusted Cash Balance	\$ 7,420.14	\$ 120,000.00	\$ 0.00
Miscellaneous Revenue (Schedule 4)	0.00	0.00	160,000.00
Cash Fund Balance Forward From Preceding Year	0.00	0.00	0.00
Prior Expenditures Recovered	0.00	0.00	0.00
TOTAL RECEIPTS	\$ 0.00	\$ 0.00	\$ 160,000.00
TOTAL RECEIPTS AND BALANCE	\$ 7,420.14	\$ 120,000.00	\$ 160,000.00
Warrants Paid of Year in Caption	3,955.42	120,000.00	160,000.00
Interest Paid Thereon	0.00	0.00	0.00
TOTAL DISBURSEMENTS	\$ 3,955.42	\$ 120,000.00	\$ 160,000.00
CASH BALANCE JUNE 30, 2016	\$ 3,464.72	\$ 0.00	\$ 0.00
Reserve for Warrants Outstanding	\$ 0.00	\$ 0.00	\$ 0.00
Reserve for Interest on Warrants	0.00	0.00	0.00
Reserves From Schedule 8	0.00	0.00	0.00
TOTAL LIABILITIES AND RESERVE	\$ 0.00	\$ 0.00	\$ 0.00
DEFICIT: (Red Figure)	\$ 0.00	\$ 0.00	\$ 0.00
CASH FUND BALANCE FORWARD TO SUCCEEDING YEAR	\$ 3,464.72	\$ 0.00	\$ 0.00

Schedule 6, Capital Project Fund Warrant Account of Current Year	2015-2016 Amount	2015-2016 Amount	2015-2016 Amount
CURRENT AND ALL PRIOR YEARS			
Warrants Outstanding 6-30 of Year in Caption	\$ 0.00	\$ 33,638.36	\$ 0.00
Warrants Registered During Year	3,955.42	86,361.64	160,000.00
TOTAL	\$ 3,955.42	\$ 120,000.00	\$ 160,000.00
Warrants Paid During Year	\$ 3,955.42	\$ 120,000.00	\$ 160,000.00
Warrants Converted to Bonds or Judgments	0.00	0.00	0.00
Warrants Cancelled	0.00	0.00	0.00
Warrants estopped by Statute	0.00	0.00	0.00
TOTAL WARRANTS RETIRED	\$ 3,955.42	\$ 120,000.00	\$ 160,000.00
BALANCE WARRANTS OUTSTANDING JUNE 30, 2016	\$ 0.00	\$ 0.00	\$ 0.00

CAPITAL PROJECT FUND ACCOUNTS COVERING THE PERIOD JULY 1, 2015 TO JUNE 30, 2016
ESTIMATE OF NEEDS FOR 2016-2017

EXHIBIT "G"

Page 45

Fund 2015-2016 Amount	Fund 2015-2016 Amount	Fund 2015-2016 Amount	Fund 2015-2016 Amount	Fund 2015-2016 Amount	Fund 2015-2016 Amount	TOTAL
\$ 0.00	\$ 0.00	\$ 0.00	\$ 0.00	\$ 0.00	\$ 0.00	\$ 3,464.72
0.00	0.00	0.00	0.00	0.00	0.00	0.00
\$ 0.00	\$ 0.00	\$ 0.00	\$ 0.00	\$ 0.00	\$ 0.00	\$ 3,464.72
\$ 0.00	\$ 0.00	\$ 0.00	\$ 0.00	\$ 0.00	\$ 0.00	\$ 0.00
0.00	0.00	0.00	0.00	0.00	0.00	0.00
0.00	0.00	0.00	0.00	0.00	0.00	0.00
\$ 0.00	\$ 0.00	\$ 0.00	\$ 0.00	\$ 0.00	\$ 0.00	\$ 0.00
0.00	0.00	0.00	0.00	0.00	0.00	3,464.72
\$ 0.00	\$ 0.00	\$ 0.00	\$ 0.00	\$ 0.00	\$ 0.00	\$ 3,464.72

2015-2016 Amount	2015-2016 Amount	2015-2016 Amount	2015-2016 Amount	2015-2016 Amount	2015-2016 Amount	TOTAL
\$ 0.00	\$ 0.00	\$ 0.00	\$ 0.00	\$ 0.00	\$ 0.00	\$ 127,420.14
						0.00
0.00	0.00	0.00	0.00	0.00	0.00	0.00
\$ 0.00	\$ 0.00	\$ 0.00	\$ 0.00	\$ 0.00	\$ 0.00	\$ 127,420.14
0.00	0.00	0.00	0.00	0.00	0.00	160,000.00
0.00	0.00	0.00	0.00	0.00	0.00	0.00
0.00	0.00	0.00	0.00	0.00	0.00	0.00
\$ 0.00	\$ 0.00	\$ 0.00	\$ 0.00	\$ 0.00	\$ 0.00	\$ 160,000.00
\$ 0.00	\$ 0.00	\$ 0.00	\$ 0.00	\$ 0.00	\$ 0.00	\$ 287,420.14
0.00	0.00	0.00	0.00	0.00	0.00	283,955.42
0.00	0.00	0.00	0.00	0.00	0.00	0.00
\$ 0.00	\$ 0.00	\$ 0.00	\$ 0.00	\$ 0.00	\$ 0.00	\$ 283,955.42
\$ 0.00	\$ 0.00	\$ 0.00	\$ 0.00	\$ 0.00	\$ 0.00	\$ 3,464.72
\$ 0.00	\$ 0.00	\$ 0.00	\$ 0.00	\$ 0.00	\$ 0.00	\$ 0.00
0.00	0.00	0.00	0.00	0.00	0.00	0.00
0.00	0.00	0.00	0.00	0.00	0.00	0.00
\$ 0.00	\$ 0.00	\$ 0.00	\$ 0.00	\$ 0.00	\$ 0.00	\$ 0.00
\$ 0.00	\$ 0.00	\$ 0.00	\$ 0.00	\$ 0.00	\$ 0.00	\$ 0.00
\$ 0.00	\$ 0.00	\$ 0.00	\$ 0.00	\$ 0.00	\$ 0.00	\$ 3,464.72

2015-2016 Amount	2015-2016 Amount	2015-2016 Amount	2015-2016 Amount	2015-2016 Amount	2015-2016 Amount	Total
\$ 0.00	\$ 0.00	\$ 0.00	\$ 0.00	\$ 0.00	\$ 0.00	\$ 33,638.36
0.00	0.00	0.00	0.00	0.00	0.00	250,317.06
\$ 0.00	\$ 0.00	\$ 0.00	\$ 0.00	\$ 0.00	\$ 0.00	\$ 283,955.42
\$ 0.00	\$ 0.00	\$ 0.00	\$ 0.00	\$ 0.00	\$ 0.00	\$ 283,955.42
0.00	0.00	0.00	0.00	0.00	0.00	0.00
0.00	0.00	0.00	0.00	0.00	0.00	0.00
0.00	0.00	0.00	0.00	0.00	0.00	0.00
\$ 0.00	\$ 0.00	\$ 0.00	\$ 0.00	\$ 0.00	\$ 0.00	\$ 283,955.42
\$ 0.00	\$ 0.00	\$ 0.00	\$ 0.00	\$ 0.00	\$ 0.00	\$ 0.00

EXPENDABLE TRUST FUND ACCOUNTS COVERING THE PERIOD JULY 1, 2015 TO JUNE 30, 2016
ESTIMATE OF NEEDS FOR 2016-2017

EXHIBIT "J"

Page 50

Expendable Trust Fund Accounts:	Gifts Fund 2015-2016 Amount	Fund 2015-2016 Amount	Fund 2015-2016 Amount
Schedule 1, Current Balance Sheet - June 30, 2016			
CURRENT YEAR			
ASSETS:			
Cash Balance June 30, 2016	\$ 13,724.88	\$ 0.00	\$ 0.00
Investments	0.00	0.00	0.00
TOTAL ASSETS	\$ 13,724.88	\$ 0.00	\$ 0.00
LIABILITIES AND RESERVES:			
Warrants Outstanding	\$ 0.00	\$ 0.00	\$ 0.00
Reserve for Interest on Warrants	0.00	0.00	0.00
Reserves From Schedule 8	0.00	0.00	0.00
TOTAL LIABILITIES AND RESERVES	\$ 0.00	\$ 0.00	\$ 0.00
CASH FUND BALANCE JUNE 30, 2016	13,724.88	0.00	0.00
TOTAL LIABILITIES, RESERVES AND CASH FUND BALANCE	\$ 13,724.88	\$ 0.00	\$ 0.00

Schedule 5, Expenditures Expendable Trust Fund Accounts of Current Year	2015-2016 Amount	2015-2016 Amount	2015-2016 Amount
CURRENT YEAR			
Cash Balance Reported to Excise Board 6-30-2015	\$ 13,724.88	\$ 0.00	\$ 0.00
Cash Fund Balance Transferred Out			
Cash Fund Balance Transferred In	0.00	0.00	0.00
Adjusted Cash Balance	\$ 13,724.88	\$ 0.00	\$ 0.00
Miscellaneous Revenue (Schedule 4)	0.00	0.00	0.00
Cash Fund Balance Forward From Preceding Year	0.00	0.00	0.00
Prior Expenditures Recovered	0.00	0.00	0.00
TOTAL RECEIPTS	\$ 0.00	\$ 0.00	\$ 0.00
TOTAL RECEIPTS AND BALANCE	\$ 13,724.88	\$ 0.00	\$ 0.00
Warrants Paid of Year in Caption	0.00	0.00	0.00
Interest Paid Thereon	0.00	0.00	0.00
TOTAL DISBURSEMENTS	\$ 0.00	\$ 0.00	\$ 0.00
CASH BALANCE JUNE 30, 2016	\$ 13,724.88	\$ 0.00	\$ 0.00
Reserve for Warrants Outstanding	\$ 0.00	\$ 0.00	\$ 0.00
Reserve for Interest on Warrants	0.00	0.00	0.00
Reserves From Schedule 8	0.00	0.00	0.00
TOTAL LIABILITIES AND RESERVE	\$ 0.00	\$ 0.00	\$ 0.00
DEFICIT: (Red Figure)	\$ 0.00	\$ 0.00	\$ 0.00
CASH FUND BALANCE FORWARD TO SUCCEEDING YEAR	\$ 13,724.88	\$ 0.00	\$ 0.00

Schedule 6, Enterprise Fund Warrant Account of Current Year	2015-2016 Amount	2015-2016 Amount	2015-2016 Amount
CURRENT AND ALL PRIOR YEARS			
Warrants Outstanding 6-30 of Year in Caption	\$ 0.00	\$ 0.00	\$ 0.00
Warrants Registered During Year	0.00	0.00	0.00
TOTAL	\$ 0.00	\$ 0.00	\$ 0.00
Warrants Paid During Year	\$ 0.00	\$ 0.00	\$ 0.00
Warrants Converted to Bonds or Judgments	0.00	0.00	0.00
Warrants Cancelled	0.00	0.00	0.00
Warrants estopped by Statute	0.00	0.00	0.00
TOTAL WARRANTS RETIRED	\$ 0.00	\$ 0.00	\$ 0.00
BALANCE WARRANTS OUTSTANDING JUNE 30, 2016	\$ 0.00	\$ 0.00	\$ 0.00

EXPENDABLE TRUST FUND ACCOUNTS COVERING THE PERIOD JULY 1, 2015 TO JUNE 30, 2016
ESTIMATE OF NEEDS FOR 2016-2017

EXHIBIT "J"

Page 51

Fund 2015-2016 Amount	Fund 2015-2016 Amount	Fund 2015-2016 Amount	Fund 2015-2016 Amount	Fund 2015-2016 Amount	Fund 2015-2016 Amount	TOTAL
\$ 0.00	\$ 0.00	\$ 0.00	\$ 0.00	\$ 0.00	\$ 0.00	\$ 13,724.88
0.00	0.00	0.00	0.00	0.00	0.00	0.00
\$ 0.00	\$ 0.00	\$ 0.00	\$ 0.00	\$ 0.00	\$ 0.00	\$ 13,724.88
\$ 0.00	\$ 0.00	\$ 0.00	\$ 0.00	\$ 0.00	\$ 0.00	\$ 0.00
0.00	0.00	0.00	0.00	0.00	0.00	0.00
0.00	0.00	0.00	0.00	0.00	0.00	0.00
\$ 0.00	\$ 0.00	\$ 0.00	\$ 0.00	\$ 0.00	\$ 0.00	\$ 0.00
0.00	0.00	0.00	0.00	0.00	0.00	13,724.88
\$ 0.00	\$ 0.00	\$ 0.00	\$ 0.00	\$ 0.00	\$ 0.00	\$ 13,724.88

2015-2016 Amount	2015-2016 Amount	2015-2016 Amount	2015-2016 Amount	2015-2016 Amount	2015-2016 Amount	TOTAL
\$ 0.00	\$ 0.00	\$ 0.00	\$ 0.00	\$ 0.00	\$ 0.00	\$ 13,724.88
						\$ 0.00
0.00	0.00	0.00	0.00	0.00	0.00	0.00
\$ 0.00	\$ 0.00	\$ 0.00	\$ 0.00	\$ 0.00	\$ 0.00	\$ 13,724.88
0.00	0.00	0.00	0.00	0.00	0.00	0.00
0.00	0.00	0.00	0.00	0.00	0.00	0.00
0.00	0.00	0.00	0.00	0.00	0.00	0.00
\$ 0.00	\$ 0.00	\$ 0.00	\$ 0.00	\$ 0.00	\$ 0.00	\$ 0.00
\$ 0.00	\$ 0.00	\$ 0.00	\$ 0.00	\$ 0.00	\$ 0.00	\$ 13,724.88
0.00	0.00	0.00	0.00	0.00	0.00	0.00
0.00	0.00	0.00	0.00	0.00	0.00	0.00
\$ 0.00	\$ 0.00	\$ 0.00	\$ 0.00	\$ 0.00	\$ 0.00	\$ 0.00
\$ 0.00	\$ 0.00	\$ 0.00	\$ 0.00	\$ 0.00	\$ 0.00	\$ 13,724.88
\$ 0.00	\$ 0.00	\$ 0.00	\$ 0.00	\$ 0.00	\$ 0.00	\$ 0.00
0.00	0.00	0.00	0.00	0.00	0.00	0.00
0.00	0.00	0.00	0.00	0.00	0.00	0.00
\$ 0.00	\$ 0.00	\$ 0.00	\$ 0.00	\$ 0.00	\$ 0.00	\$ 0.00
\$ 0.00	\$ 0.00	\$ 0.00	\$ 0.00	\$ 0.00	\$ 0.00	\$ 0.00
\$ 0.00	\$ 0.00	\$ 0.00	\$ 0.00	\$ 0.00	\$ 0.00	\$ 0.00
\$ 0.00	\$ 0.00	\$ 0.00	\$ 0.00	\$ 0.00	\$ 0.00	\$ 13,724.88

2015-2016 Amount	2015-2016 Amount	2015-2016 Amount	2015-2016 Amount	2015-2016 Amount	2015-2016 Amount	Total
\$ 0.00	\$ 0.00	\$ 0.00	\$ 0.00	\$ 0.00	\$ 0.00	\$ 0.00
0.00	0.00	0.00	0.00	0.00	0.00	0.00
\$ 0.00	\$ 0.00	\$ 0.00	\$ 0.00	\$ 0.00	\$ 0.00	\$ 0.00
\$ 0.00	\$ 0.00	\$ 0.00	\$ 0.00	\$ 0.00	\$ 0.00	\$ 0.00
0.00	0.00	0.00	0.00	0.00	0.00	0.00
0.00	0.00	0.00	0.00	0.00	0.00	0.00
0.00	0.00	0.00	0.00	0.00	0.00	0.00
\$ 0.00	\$ 0.00	\$ 0.00	\$ 0.00	\$ 0.00	\$ 0.00	\$ 0.00
\$ 0.00	\$ 0.00	\$ 0.00	\$ 0.00	\$ 0.00	\$ 0.00	\$ 0.00

CERTIFICATE OF EXCISE BOARD

State of Oklahoma, County of Lincoln

We, do further certify that we have examined the statement of estimated needs for the current fiscal year ending June 30, 2016, as certified by the Board of Education of Carney Public Schools, District Number 1-105 of said County and State, and its financial statement for the preceding year, and in so doing we have diligently performed the duties imposed upon this Excise Board by 68 O. S. 2001 Section 3007, by (1) ascertaining that the financial statements, as to the statistics therein contained, reflect the true fiscal condition at the close of the fiscal year, or caused the same to be corrected so to show; (2) struck from the estimate of needs so submitted any items not authorized by law and reduced to the sum authorized by law any items restricted by statute as to the amount lawfully expendable therefor; (3) supplemented such estimate, after appropriate action, by an estimate of needs prepared by this Excise Board to make provision for mandatory functions based upon statistics authoritatively submitted; (4) computed the total means available to each fund in the manner provided, applying the Governing Board's estimate of revenue to be derived from surplus tax of the immediately preceding year and from sources other than ad valorem tax, or reduced such estimate to not less than the lawfully authorized ratio of the several sums realized from such sources during the preceding fiscal year or to such lesser sum as may reasonably be anticipated under altered law or circumstance and using for such determination the basic collections of the preceding year and the ratios on which distribution or apportionment must be made during the ensuing or current year.

To the several and specific purposes of the estimated needs as certified, we have and do hereby appropriate the surplus balances of cash on hand of the prior year, estimates of income from sources other than ad valorem taxation within the limitation fixed by law, and the proceeds of ad valorem tax levy within the number of mills authorized, either by apportionment by the Legislature, allocation by the excise board or by legal election, all of which appropriations are made in so far as the available surpluses, revenues, and levies will permit, except in that we have also provided that, after deducting items consisting of cash and the revenue from all sources other than the 2016 tax and the proceeds of the 2016 tax levy are in excess of the residue of such appropriations, by a sum included for delinquent tax, computed at 10.0% of such residue. And provided further, if said School District has been ascertained to be a well defined State Aid District, the local budget, as approved and appropriated for, has been applied wholly to its operating accounts.

We further certify that the amount required to be raised from tax, excluding Homesteads, for General Revenue Fund purposes as approved, requires a total ad valorem tax levy of 35.000 Mills. Said levy is within the statutory limit, and if in excess, is within the constitutional limit and has been authorized by a vote of the people of said district, as shown by certificate of the School Board to-wit:

To this District, with valuations shown below, the Excise Board allocated 5.000 Mills, plus 15.000 Mills authorized by the Constitution, plus an emergency levy of 5.000 Mills; plus local support levy of 10.000 Mills; for a total levy for the General Fund of 35.000 Mills.

We further certify that the amount required to be raised for building fund purposes as approved requires a tax levy of 5.000 Mills, and said levy has been certified as authorized by a vote of the people at an election held for that purpose. We further certify that Assessed Values used in computing Mill-vote levies have been applied as certified by the County Assessor.

We further certify that we have examined the within statements of account and estimated needs or requirements of the Governing Board of Carney Public Schools, School District No. 1-105 of said County and State, in relation to the Sinking Fund or Funds thereof, and after finding the same correct or having caused the same to be corrected pursuant to 68 O. S. 2001 Section 3009, have approved the requirements therefor to fulfill the conditions of Section 26 and 28 of Article 10, Oklahoma Constitution, and have made and certified a tax levy therefor to the extent of the excess of said total requirements over the total of items 2, 3, 6, and 12 of Exhibit "Y" and any other legal deduction, including a reserve of 10% for delinquent taxes.

CERTIFICATE OF EXCISE BOARD
ESTIMATE OF NEEDS FOR 2016-2017

Page 64 A

EXHIBIT "Y"					
County Excise Board's Appropriation of Income and Revenue	General Fund	Building Fund	Co-op Fund	Child Nutrition Fund	New Sinking Fund (Exc. Homesteads)
Appropriation Approved and Provision Made	\$ 2,039,713.65	\$ 86,091.95	\$ 0.00	\$ 0.00	\$ 140,833.33
Appropriation of Revenues:					
Excess of Assets Over Liabilities	\$ 511,200.37	\$ 54,305.12	\$ 0.00	\$ 0.00	\$ 8,025.01
Unclaimed Protest Tax Refunds	0.00	0.00	0.00	0.00	0.00
Miscellaneous Estimated Revenues	1,305,822.09	0.00	0.00	0.00	None
Est. Value of Surplus Tax in Process	0.00	0.00	0.00	0.00	None
Sinking Fund Contributions	0.00	0.00	0.00	0.00	0.00
Surplus Building Fund Cash	0.00	0.00	0.00	0.00	0.00
Total Other Than 2016 Tax	\$ 1,817,022.46	\$ 54,305.12	\$ 0.00	\$ 0.00	\$ 8,025.01
Balance Required	\$ 222,691.19	\$ 31,786.83	\$ 0.00	\$ 0.00	\$ 132,808.32
Add Allowance for Delinquency	22,269.12	3,178.68	0.00	0.00	6,640.42
Total Required for 2016 Tax	\$ 244,960.31	\$ 34,965.51	\$ 0.00	\$ 0.00	\$ 139,448.74
Rate of Levy Required and Certified	-----	-----	-----	-----	20.74 Mills

We further certify that the net assessed valuation of the Property, subject to ad valorem taxes, after the amount of all Homestead Exemptions have been deducted in the said School District as finally equalized and certified by the Board of Equalization for the current year 2016-2017 is as follows:

VALUATION AND LEVIES EXCLUDING HOMESTEADS				
County	Real	Personal	Public Service	Total
This County Lincoln	\$ 3,556,146.00	2,301,902.00	866,089.00	\$ 6,724,137.00
Joint County	0.00	0.00	0.00	0.00
Joint County	0.00	0.00	0.00	0.00
Joint County	0.00	0.00	0.00	0.00
Joint County	0.00	0.00	0.00	0.00
Joint County	0.00	0.00	0.00	0.00
Joint County	0.00	0.00	0.00	0.00
Joint County	0.00	0.00	0.00	0.00
Joint County	0.00	0.00	0.00	0.00
Joint County	0.00	0.00	0.00	0.00
Joint County	0.00	0.00	0.00	0.00
Joint County	0.00	0.00	0.00	0.00
Joint County	0.00	0.00	0.00	0.00
Joint County	0.00	0.00	0.00	0.00
Total Valuations, All Counties	\$ 3,556,146.00	2,301,902.00	866,089.00	\$ 6,724,137.00

and that the assessed valuations herein certified have been used in computing the rates of mill levies and the proceeds thereof appropriated as aforesaid; and that having ascertained as aforesaid, the aggregate amount to be raised by ad valorem taxation, be raised by ad valorem taxation, we thereupon made the above levies therefor as provided by law as follows:

CERTIFICATE OF EXCISE BOARD
ESTIMATE OF NEEDS FOR 2016-17

Page 64 B

EXHIBIT "Y"					
County Excise Board's Appropriation of Income and Revenue	2013 Building Bond Fund	Gifts Fund			
Appropriations Approved & Provision Made	3,464.72	13,724.88	-	-	-
Appropriation of Revenues:					
Excess of Assets Over Liabilities	3,464.72	13,724.88	-	-	-
Unclaimed Protest Tax Refunds	-	-	-	-	-
Miscellaneous Estimated Revenues	-	-	-	-	-
Est. Value of Surplus Tax in Process	-	-	-	-	-
Sinking Fund Contributions	-	-	-	-	-
Surplus Building Fund Cash	-	-	-	-	-
Total Other Than 2016 Tax	3,464.72	13,724.88	-	-	-
Balance Required	-	-	-	-	-
Add Allowance for Delinquency	-	-	-	-	-
Total Required for 2016 Tax	-	-	-	-	-
Rate of Levy Required and Certified:	-	-	-	-	-

CERTIFICATE OF EXCISE BOARD
ESTIMATE OF NEEDS FOR 2016-2017

Page 65

EXHIBIT "Y" Continued: Primary County And All Joint Counties						
Levies Required and Certified: Valuation And Levies Excluding Homesteads				Total Required For 2016 Tax		
County	General Fund	Building Fund	Total Valuation	General	Building	
This County Lincoln	36.43 Mills	5.20 Mills	\$ 6,724,137.00	244,960.31	34,965.51	
Joint Co.	0.00 Mills	0.00 Mills	0.00	0.00	0.00	
Joint Co.	0.00 Mills	0.00 Mills	0.00	0.00	0.00	
Joint Co.	0.00 Mills	0.00 Mills	0.00	0.00	0.00	
Joint Co.	0.00 Mills	0.00 Mills	0.00	0.00	0.00	
Joint Co.	0.00 Mills	0.00 Mills	0.00	0.00	0.00	
Joint Co.	0.00 Mills	0.00 Mills	0.00	0.00	0.00	
Joint Co.	0.00 Mills	0.00 Mills	0.00	0.00	0.00	
Joint Co.	0.00 Mills	0.00 Mills	0.00	0.00	0.00	
Joint Co.	0.00 Mills	0.00 Mills	0.00	0.00	0.00	
Joint Co.	0.00 Mills	0.00 Mills	0.00	0.00	0.00	
Joint Co.	0.00 Mills	0.00 Mills	0.00	0.00	0.00	
Joint Co.	0.00 Mills	0.00 Mills	0.00	0.00	0.00	
Totals			\$ 6,724,137.00	244,960.31	34,965.51	

Sinking Fund 20.74 Mills

and we do hereby order the above levies to be certified forthwith by the Secretary of this Board to the County Assessor of said County, in order that the County Assessor may immediately extend said levies upon the Tax Rolls for the year 2016 without regard to any protest that may be filed against any levies, as required by 68 O. S. 2001, Section 2869.

Signed at Chandler, Oklahoma, this 20 day of Sept, 2016

Dale H. Sheffield
Excise Board Member Sec.
David Cox
Excise Board Member

Sharon Turk
Excise Board Chairman
Ray Gilman
Excise Board Secretary member



Joint School District Levy Certification for Carney Public Schools I-105

Career Tech District Number 16 : General Fund 10.51
Building Fund 5.25

State of Oklahoma)
County of Lincoln) ss

I, Dale H. Sheffield, Lincoln County Clerk, do hereby certify that the above levies are true and correct for the taxable year 2016.

Witness my hand and seal, on 10-4, 16.

Dale H. Sheffield
Lincoln County Clerk



S.A. & I. Form 2661R06 Entity: Carney Public Schools I-105, Lincoln

10-Sep-2016

ALL FUND ACCOUNTS COVERING THE PERIOD JULY 1, 2015 TO JUNE 30, 2016
STATISTICAL DATA FOR 2016-2017

EXHIBIT "Z"

Page 66

Schedule I, SUMMARY RECAPITULATION OF SCHOOL COSTS FOR THE FISCAL YEAR ENDING JUNE 30, 2005, AND APPORTIONMENT THEREOF					
CLASSIFICATION	ACCUMULATION OF EXPENDITURES AND UNLIQUIDATED COMMITMENTS TO DETERMINE PER CAPITA COSTS				
Expenditures and Reserves	GENERAL REVENUE FUND	CHILD NUTRITION FUND	2015-2016 CONSTITUTIONAL BUILDING FUND EXPENDITURES	2015-2016 ACCRUALS AND COUPON REQUIREMENTS	SPECIAL REVENUE FUNDS
Current Expenditures - Educational	\$ 1,406,479.52	0.00	5,582.51	0.00	0.00
Current Expenditures - Transportation	38,280.53	0.00	0.00	0.00	0.00
Current Reserves - Educational	31.77	0.00	0.00	0.00	0.00
Current Reserves - Transportation	0.00	0.00	0.00	0.00	0.00
Capital Expenditures - Educational	0.00	0.00	0.00	123,825.00	0.00
Capital Expenditures - Transportation	0.00	0.00	0.00	0.00	0.00
Capital Reserves - Educational	0.00	0.00	0.00	0.00	0.00
Capital Reserves - Transportation	0.00	0.00	0.00	0.00	0.00
Interest Paid and Reserved	0.00	0.00	0.00	8,825.00	0.00
TOTALS	\$ 1,444,791.82	0.00	5,582.51	132,650.00	0.00
Enumeration 0 Average Daily Attendance 226 Average Daily Haul 133					

Schedule I, (Continued)					
CLASSIFICATION	ACCUMULATION OF EXPENDITURES AND UNLIQUIDATED COMMITMENTS TO DETERMINE PER CAPITA COSTS				
Expenditures and Reserves	CAPITAL PROJECTS FUNDS	ENTERPRISE FUNDS	ACTIVITY FUNDS	EXPENDABLE TRUST FUNDS	NONEXPENDABLE TRUST FUNDS
Current Expenditures - Educational	\$ 0.00	0.00	0.00	0.00	0.00
Current Expenditures - Transportation	0.00	0.00	0.00	0.00	0.00
Current Reserves - Educational	0.00	0.00	0.00	0.00	0.00
Current Reserves - Transportation	0.00	0.00	0.00	0.00	0.00
Capital Expenditures - Educational	0.00	0.00	0.00	0.00	0.00
Capital Expenditures - Transportation	0.00	0.00	0.00	0.00	0.00
Capital Reserves - Educational	0.00	0.00	0.00	0.00	0.00
Capital Reserves - Transportation	0.00	0.00	0.00	0.00	0.00
Interest Paid and Reserved	0.00	0.00	0.00	0.00	0.00
TOTALS	\$ 0.00	0.00	0.00	0.00	0.00

ALL FUND ACCOUNTS COVERING THE PERIOD JULY 1, 2015 TO JUNE 30, 2016
STATISTICAL DATA FOR 2016-2017

EXHIBIT "Z"

Page 67

Schedule 1, (Continued)				
CLASSIFICATION			DISTRIBUTION OF OPERATING EXPENSE TO DETERMINE PER CAPITA COST	
Expenditures and Reserves	INTERNAL SERVICE FUNDS	TOTAL OF ALL APPLICABLE COSTS 2015-2016	OPERATION COSTS ONLY	TRANSPORTATION COSTS ONLY
Current Expenditures - Educational	\$ 0.00	1,412,062.03	1,412,062.03	0.00
Current Expenditures - Transportation	0.00	38,280.53	0.00	38,280.53
Current Reserves - Educational	0.00	31.77	31.77	0.00
Current Reserves - Transportation	0.00	0.00	0.00	0.00
Capital Expenditures - Educational	0.00	123,825.00	123,825.00	0.00
Capital Expenditures - Transportation	0.00	0.00	0.00	0.00
Capital Reserves - Educational	0.00	0.00	0.00	0.00
Capital Reserves - Transportation	0.00	0.00	0.00	0.00
Interest Paid and Reserved	0.00	8,825.00	8,825.00	0.00
TOTALS	\$ 0.00	1,583,024.33	1,544,743.80	38,280.53
<div> <div>Per Capita Cost - Education \$ 6,835.15</div> <div>Per Capita Cost - Transportation \$ 287.82</div> </div>				