

2022 LOVE COUNTY ASSESSOR'S OFFICE REPORT TO THE EXCISE BOARD

07/26/2022

City/Village								
DISTRICT	DESCRIPTION	PERSONAL PROPERTY	REAL PROPERTY	PUBLIC SERVICE	TOTAL VALUATION	HOMESTEAD EXEMPTIONS	OTHER EXEMPTIONS	NET VALUATION
T01	MAR Marietta	5,982,440	13,877,855	878,786	20,739,081	410,011	60,055	20,269,015
T03	THA T-ville	121,056	1,930,825	226,480	2,278,361	67,409	39,443	2,171,509
T04	FAL Falconhead	11,865	4,488,846	0	4,500,711	134,000	88,925	4,277,786
CITY/VILLAGE TOTAL VALUATION		6,115,361	20,297,526	1,105,266	27,518,153	611,420	188,423	26,718,310

County								
DISTRICT	DESCRIPTION	PERSONAL PROPERTY	REAL PROPERTY	PUBLIC SERVICE	TOTAL VALUATION	HOMESTEAD EXEMPTIONS	OTHER EXEMPTIONS	NET VALUATION
C001	Love County General	31,474,263	94,453,325	12,300,799	138,228,387	2,070,795	727,062	135,430,530
COUNTY TOTAL VALUATION		31,474,263	94,453,325	12,300,799	138,228,387	2,070,795	727,062	135,430,530

Other								
DISTRICT	DESCRIPTION	PERSONAL PROPERTY	REAL PROPERTY	PUBLIC SERVICE	TOTAL VALUATION	HOMESTEAD EXEMPTIONS	OTHER EXEMPTIONS	NET VALUATION
EMS	EMS	31,474,263	94,453,325	12,300,799	138,228,387	2,070,795	727,062	135,430,530
OTHER TOTAL VALUATION		31,474,263	94,453,325	12,300,799	138,228,387	2,070,795	727,062	135,430,530

School								
DISTRICT	DESCRIPTION	PERSONAL PROPERTY	REAL PROPERTY	PUBLIC SERVICE	TOTAL VALUATION	HOMESTEAD EXEMPTIONS	OTHER EXEMPTIONS	NET VALUATION
D-3 Gree	D-3 Greenville	3,128,173	7,649,514	2,134,702	12,912,389	226,000	54,082	12,632,307
I-14 Rin	I-14 Ringling	475,378	1,328,148	1,315,658	3,119,184	47,707	0	3,071,477
I-16 Mar	I-16 Marietta	14,383,839	28,462,555	2,644,585	45,490,979	849,135	174,204	44,467,640
I-32 Lon	I-32 Lone Grove	13,681	51,514	288,413	353,608	0	0	353,608
I-4 T-vi	I-4 T-ville	4,874,351	38,016,051	2,754,083	45,644,485	358,904	234,746	45,050,835
I-43 Wil	I-43 Wilson	68,048	314,578	3,569	386,195	7,000	17,157	362,038
I-5 Turn	I-5 Turner	8,530,793	18,630,965	3,159,789	30,321,547	582,049	246,873	29,492,625
SCHOOL TOTAL VALUATION		31,474,263	94,453,325	12,300,799	138,228,387	2,070,795	727,062	135,430,530

Vo-Tech								
DISTRICT	DESCRIPTION	PERSONAL PROPERTY	REAL PROPERTY	PUBLIC SERVICE	TOTAL VALUATION	HOMESTEAD EXEMPTIONS	OTHER EXEMPTIONS	NET VALUATION
I-20 VO-	VO-TECH	22,943,470	75,822,360	9,141,010	107,906,840	1,488,746	480,189	105,937,905

2022 LOVE COUNTY ASSESSOR'S OFFICE REPORT TO THE EXCISE BOARD

07/26/2022

VO-TECH TOTAL VALUATION	22,943,470	75,822,360	9,141,010	107,906,840	1,488,746	480,189	105,937,905
--------------------------------	------------	------------	-----------	-------------	-----------	---------	-------------

I, Missy Tunnell, Assessor of Love County Oklahoma, do hereby certify that the foregoing is a true and correct statement of valuations for Real Estate, Personal Property, Public Service and Homestead Exemptions as certified by the State Board of Equalization and shown by the records in the County Assessor's office. Subscribed by me and affixed the seal of the County Assessor's office on this day of 07/26/2022.

State of Oklahoma)
 Love County) SS

Missy Tunnell

Missy Tunnell
 County Assessor
 Love County



I, Russell, Shelly, County Clerk of Love County Oklahoma, do hereby certify that the above is a true, correct and complete list of the valuations of Love County Oklahoma as certified by the Love County Assessor's office.

Russell, Shelly
 County Clerk
 Love County

Shelly Russell



Excise Board:

Rochelle *Schuta* *Novy* *Lary* *Lialafeno*

7-25
 Date

Love County Assessor's Report to Excise Board

From: srussell@love.okcounties.org <srussell@love.okcounties.org>

Sent: Wed, Jul 27, 2022 at 2:58 pm

To: Nancy Grantham

Assessor's Report.pdf (728.6 KB)

Hello Nancy,

We are going to try this one. I checked this and it has the Cities on it. Please let me know if you need anything else. Thanks, again for all the help.

Shelly Russell

Love County Clerk

405 West Main, Suite 203

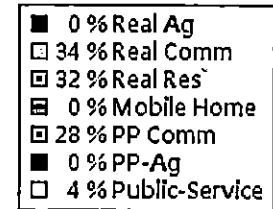
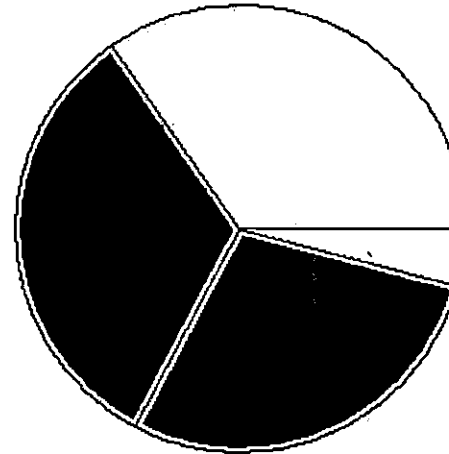
Marietta, OK 73448

(t) 580.276.3059

(f) 580.276.3624

srussell@love.okcounties.org

Real	Count	Value
Agricultural	14	143,621
Commercial	196	7,065,822
Residential	1,055	6,668,390
Total Real Value	1,265	13,877,855
Homestead	378	410,011
Veteran	6	60,055
Other	0	0
Total Exempt	417	470,066



TIF Increment Value

Net Assessed 13,407,789

Net Assessed Under Protest

Senior Freeze	79	250,985
Capped Parcels	641	5,828,751

Personal	Count	Value
Agricultural	3	1,352
Commercial	77	5,961,205
Mobile Home	7	19,883
Total Personal	87	5,982,440
Total Exempt	0	0

TIF Increment Value

Net Assessed 5,982,440

Net Assessed Under Protest

Public Service	Count	Value
Total PS Value	13	878,786

TIF Increment Value

Net Assessed 878,786

District Totals

Total Gross Value	20,739,059
Homestead Loss	410,011
Other Exemption Loss	60,055

TIF Increment Value

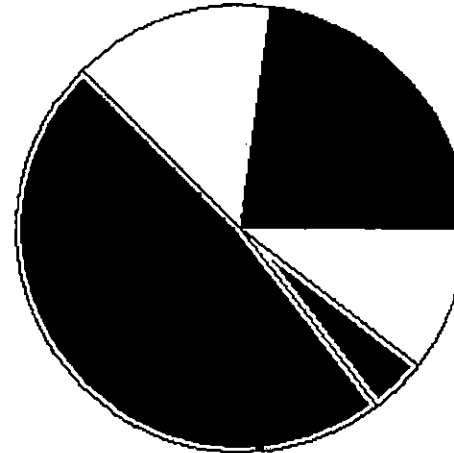
Retained TIF Value

Net Assessed Value 20,269,015

Net Assessed Under Protest

* Public Service Protests Values are not included on this report.

Real	Count	Value
Agricultural	33	519,084
Commercial	19	340,988
Residential	191	1,070,753
Total Real Value	243	1,930,825
Homestead	62	67,409
Veteran	2	39,443
Other	0	0
Total Exempt	71	106,852



■ 22 % Real Ag
□ 14 % Real Comm
▣ 46 % Real Res
▤ 0 % Mobile Home
▥ 4 % PP Comm
▦ 0 % PP-Ag
▧ 10 % Public-Service

TIF Increment Value

Net Assessed 1,823,973

Net Assessed Under Protest

Senior Freeze	10	32,272
Capped Parcels	117	737,501

Personal:	Count	Value
Agricultural	2	2,239
Commercial	2	109,060
Mobile Home	4	9,757
Total Personal	8	121,056
Total Exempt	0	0

TIF Increment Value

Net Assessed 121,056

Net Assessed Under Protest

Public Service	Count	Value
Total PS Value	10	226,480

TIF Increment Value

Net Assessed 226,480

District Totals

Total Gross Value	2,278,361
Homestead Loss	67,409
Other Exemption Loss	39,443

TIF Increment Value


Retained TIF Value

Net Assessed Value 2,171,509

Net Assessed Under Protest

* Public Service Protests Values are not included on this report.

Real	Count	Value
Agricultural	42	6,174
Commercial	9	11,304
Residential	2,805	4,447,485
Total Real Value	2,856	4,488,846
Homestead	132	134,000
Veteran	5	88,925
Other	0	0
Total Exempt	139	222,925



■	0 % Real Ag
□	0 % Real Comm
▣	100 % Real Res
▤	0 % Mobile Home
▥	0 % PP-Ag

TIF Increment Value

Net Assessed 4,265,921

Net Assessed Under Protest

Senior Freeze	20	57,136
Capped Parcels	1,361	395,650

Personal	Count	Value
Agricultural	2	4,565
Commercial	0	0
Mobile Home	1	7,300
Total Personal	3	11,865
Total Exempt	0	0

TIF Increment Value

Net Assessed 11,865

Net Assessed Under Protest

Public Service	Count	Value
Total PS Value	0	0

TIF Increment Value

Net Assessed 0

District Totals

Total Gross Value	4,476,828
Homestead Loss	134,000
Other Exemption Loss	88,925

TIF Increment Value

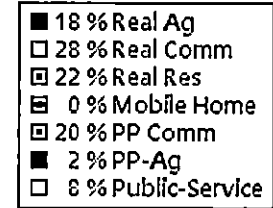
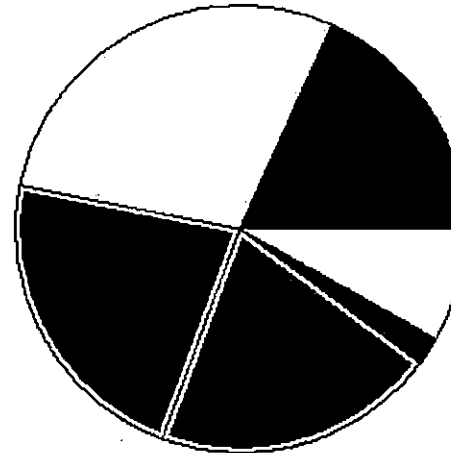
Retained TIF Value

Net Assessed Value 4,277,786

Net Assessed Under Protest

* Public Service Protests Values are not included on this report.

Real	Count	Value
Agricultural	3,888	25,464,445
Commercial	354	37,460,386
Residential	6,443	31,504,589
Total Real Value	10,685	94,453,325
Homestead	1,978	2,070,795
Veteran	66	727,062
Other	0	0
Total Exempt	2,146	2,797,857



TIF Increment Value

Net Assessed 91,655,468

Net Assessed Under Protest

Senior Freeze	321	1,317,805
Capped Parcels	4,264	27,596,069

Personal	Count	Value
Agricultural	628	1,715,775
Commercial	474	28,827,767
Mobile Home	201	954,452
Total Personal	1,303	31,497,994
Total Exempt	73	23,731

TIF Increment Value

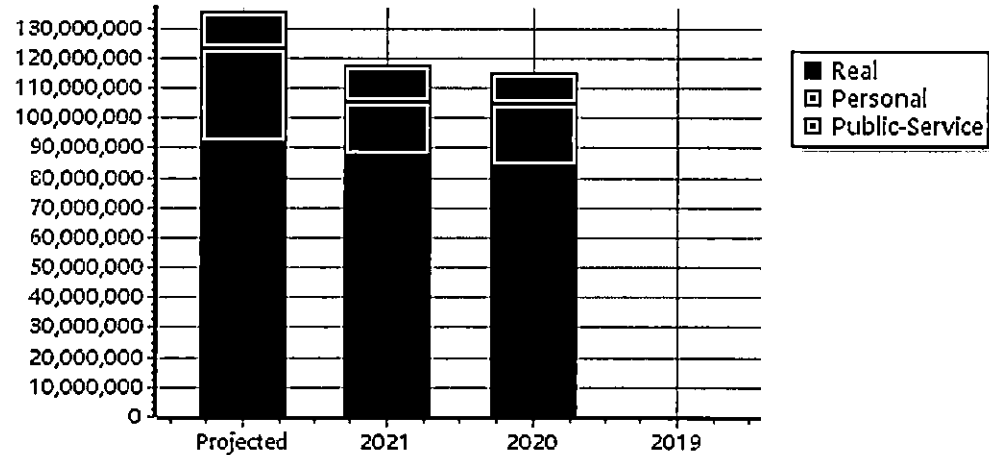
Net Assessed 31,474,263

Net Assessed Under Protest

Public Service	Count	Value
Total PS Value	102	12,300,799

TIF Increment Value

Net Assessed 12,300,799



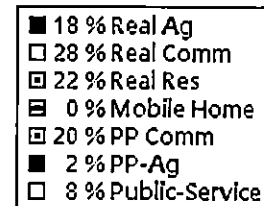
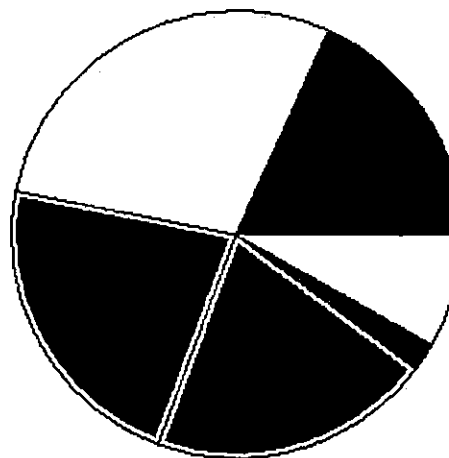
District Totals

Total Gross Value	138,228,213
Homestead Loss	2,070,795
Other Exemption Loss	750,793
TIF Increment Value	
Retained TIF Value	
Net Assessed Value	135,430,530

Net Assessed Under Protest

* Public Service Protests Values are not included on this report.

Real	Count	Value
Agricultural	3,888	25,464,445
Commercial	354	37,460,386
Residential	6,443	31,504,589
Total Real Value	10,685	94,453,325
Homestead	1,978	2,070,795
Veteran	66	727,062
Other	0	0
Total Exempt	2,146	2,797,857



TIF Increment Value

Net Assessed 91,655,468

Net Assessed Under Protest

Senior Freeze	321	1,317,805
Capped Parcels	4,264	27,596,069


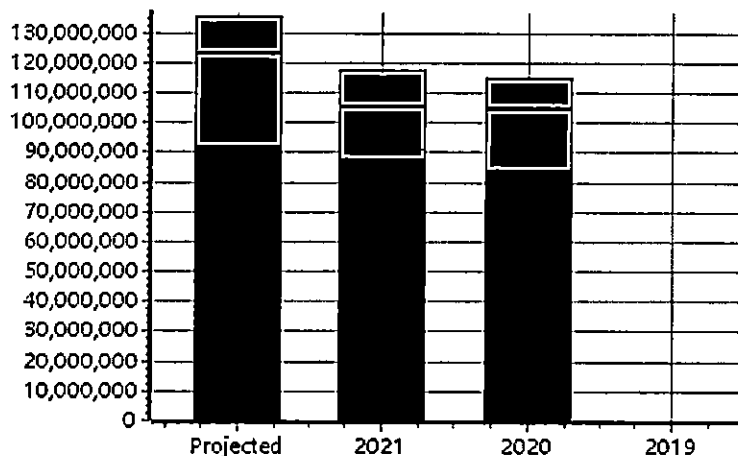
Personal	Count	Value
Agricultural	628	1,715,775
Commercial	474	28,827,767
Mobile Home	201	954,452
Total Personal	1,303	31,497,994
Total Exempt	73	23,731

TIF Increment Value

Net Assessed 31,474,263

Net Assessed Under Protest

Public Service	Count	Value
Total PS Value	102	12,300,799
TIF Increment Value		
Net Assessed		12,300,799



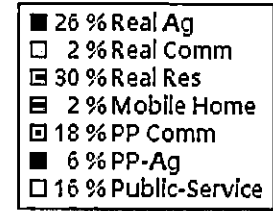
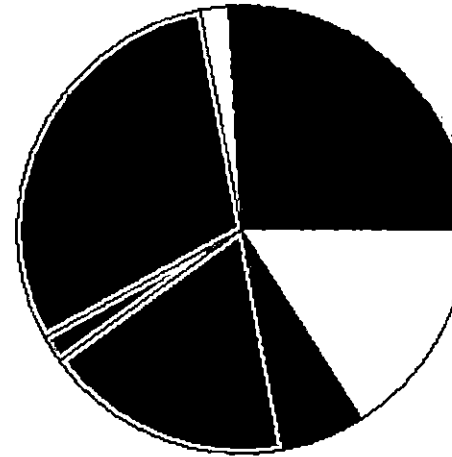
District Totals

Total Gross Value	138,228,213
Homestead Loss	2,070,795
Other Exemption Loss	750,793
TIF Increment Value	
Retained TIF Value	
Net Assessed Value	135,430,530

Net Assessed Under Protest

* Public Service Protests Values are not included on this report.

Real	Count	Value
Agricultural	442	3,469,104
Commercial	17	292,378
Residential	404	3,888,032
Total Real Value	863	7,649,514
Homestead	220	226,000
Veteran	4	54,082
Other	0	0
Total Exmpt	230	280,082



TIF Increment Value

Net Assessed 7,369,432

Net Assessed Under Protest

Senior Freeze 33 148,017
 Capped Parcels 247 1,342,308

Personal	Count	Value
Agricultural	65	694,730
Commercial	40	2,299,680
Mobile Home	29	135,039
Total Personal	134	3,129,449
Total Exmpt	7	1,276

TIF Increment Value

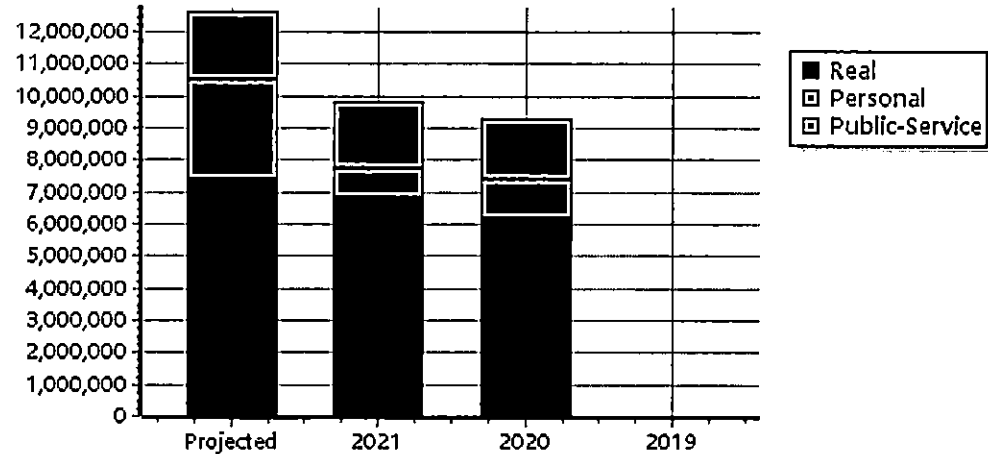
Net Assessed 3,128,173

Net Assessed Under Protest

Public Service	Count	Value
Total PS Value	16	2,134,702

TIF Increment Value

Net Assessed 2,134,702



District Totals

Total Gross Value 12,913,665

Homestead Loss 226,000

Other Exemption Loss 55,358

TIF Increment Value

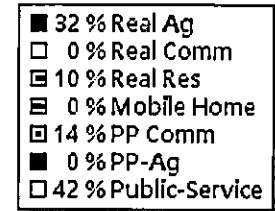
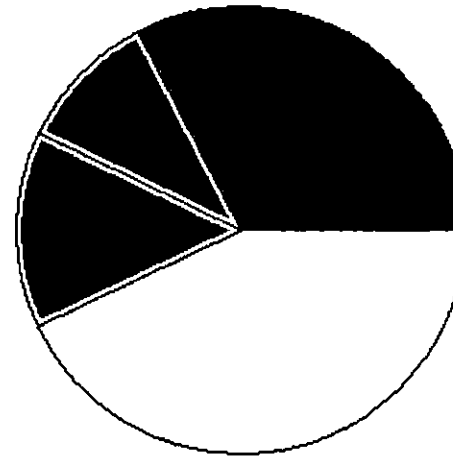
Retained TIF Value

Net Assessed Value 12,632,307

Net Assessed Under Protest

* Public Service Protests Values are not included on this report.

Real	Count	Value
Agricultural	311	1,007,540
Commercial	1	14,129
Residential	109	306,479
Total Real Value	421	1,328,148
Homestead	44	47,707
Veteran	0	0
Other	0	0
Total Exempt	49	47,707



TIF Increment Value

Net Assessed 1,280,441

Net Assessed Under Protest

Senior Freeze	4	10,731
Capped Parcels	157	259,383

Personal	Count	Value
Agricultural	20	22,201
Commercial	10	447,074
Mobile Home	4	7,631
Total Personal	34	476,906
Total Exempt	3	1,528

TIF Increment Value


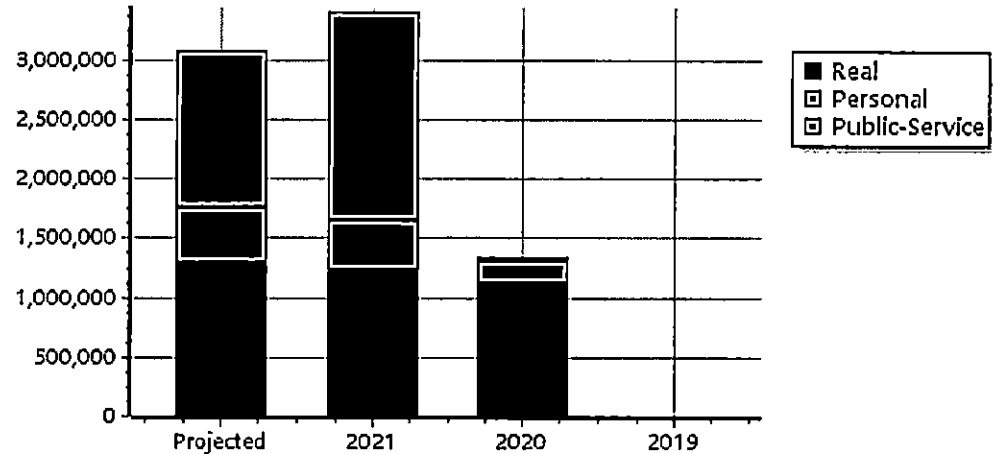
Net Assessed 475,378

Net Assessed Under Protest

Public Service	Count	Value
Total PS Value	6	1,315,658

TIF Increment Value

Net Assessed 1,315,658



District Totals

Total Gross Value	3,120,712
Homestead Loss	47,707
Other Exemption Loss	1,528

TIF Increment Value

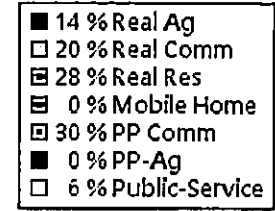
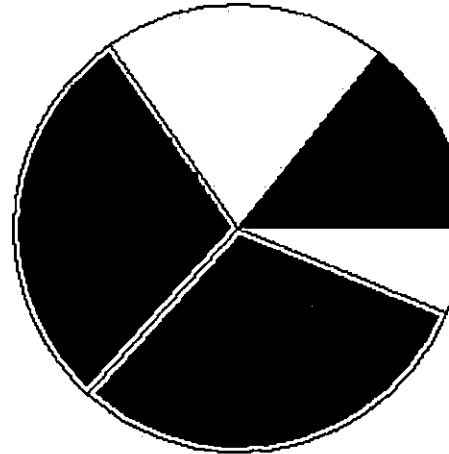
Retained TIF Value

Net Assessed Value 3,071,477

Net Assessed Under Protest

* Public Service Protests Values are not included on this report.

Real	Count	Value
Agricultural	809	6,322,459
Commercial	228	9,353,043
Residential	1,907	12,787,031
Total Real Value	2,944	28,462,555
Homestead	807	849,135
Veteran	18	174,204
Other	0	0
Total Exempt	871	1,023,339



TIF Increment Value

Net Assessed 27,439,216

Net Assessed Under Protest

Senior Freeze 138 527,612
 Capped Parcels 1,180 8,694,690

Personal	Count	Value
Agricultural	140	223,916
Commercial	211	13,904,701
Mobile Home	58	263,713
Total Personal	409	14,392,330
Total Exempt	16	8,491

TIF Increment Value

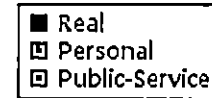
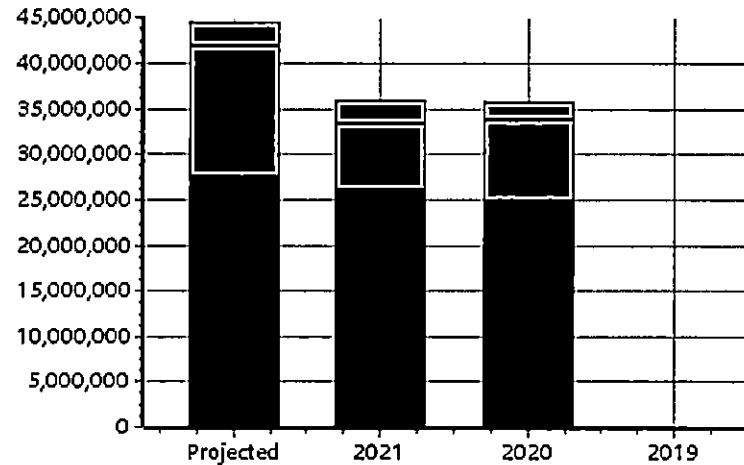
Net Assessed 14,383,839

Net Assessed Under Protest

Public Service	Count	Value
Total PS Value	31	2,644,585

TIF Increment Value

Net Assessed 2,644,585



District Totals

Total Gross Value 45,499,448

Homestead Loss 849,135

Other Exemption Loss 182,695

TIF Increment Value

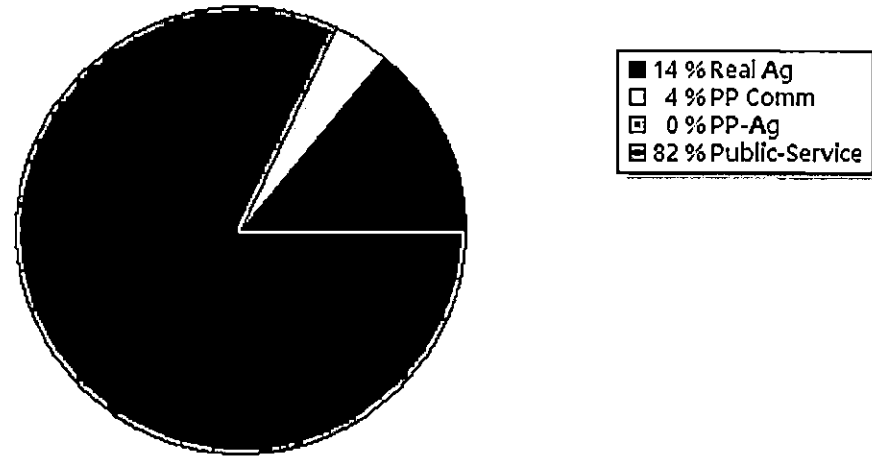
Retained TIF Value

Net Assessed Value 44,467,640

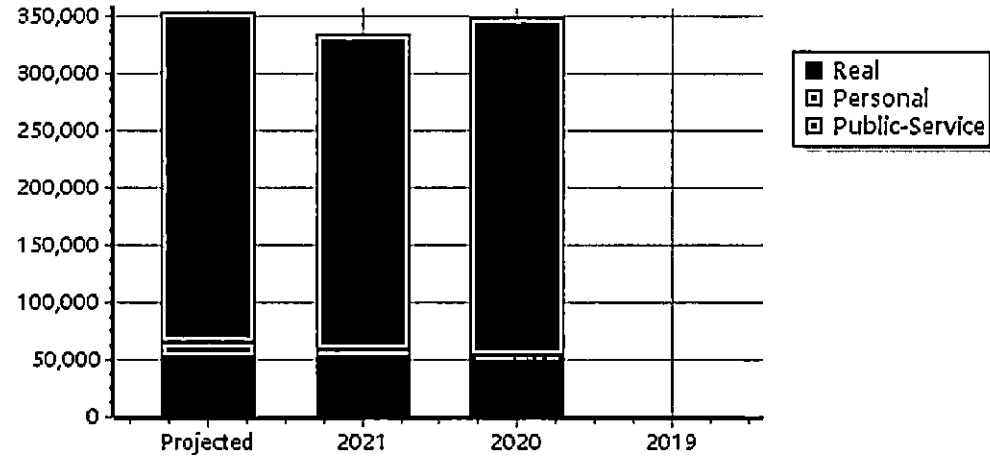
Net Assessed Under Protest

* Public Service Protests Values are not included on this report.

Real	Count	Value
Agricultural	30	51,514
Commercial	0	0
Residential	0	0
Total Real Value	30	51,514
Homestead	0	0
Veteran	0	0
Other	0	0
Total Exempt	0	0
TIF Increment Value		
Net Assessed		51,514
Net Assessed Under Protest		
Senior Freeze	0	0
Capped Parcels	0	0



Personal	Count	Value
Agricultural	1	397
Commercial	2	13,284
Mobile Home	0	0
Total Personal	3	13,681
Total Exempt	0	0
TIF Increment Value		
Net Assessed		13,681
Net Assessed Under Protest		



Public Service	Count	Value
Total PS Value	4	288,413
TIF Increment Value		
Net Assessed		288,413

District Totals	
Total Gross Value	353,608
Homestead Loss	0
Other Exemption Loss	0
TIF Increment Value	
Retained TIF Value	
Net Assessed Value	353,608
Net Assessed Under Protest	

* Public Service Protests Values are not included on this report.

Real	Count	Value
Agricultural	585	4,315,845
Commercial	77	27,438,558
Residential	687	6,261,648
Total Real Value	1,349	38,016,051
Homestead	340	358,904
Veteran	19	234,746
Other	0	0
Total Exempt	380	593,650

TIF Increment Value

Net Assessed 37,422,401

Net Assessed Under Protest

Senior Freeze	68	336,848
Capped Parcels	466	14,404,451

Personal	Count	Value
Agricultural	132	233,586
Commercial	143	4,420,685
Mobile Home	54	225,684
Total Personal	329	4,879,955
Total Exempt	20	5,604

TIF Increment Value

Net Assessed 4,874,351

Net Assessed Under Protest

Public Service	Count	Value
Total PS Value	25	2,754,083

TIF Increment Value

Net Assessed 2,754,083

District Totals

Total Gross Value	45,650,089
Homestead Loss	358,904
Other Exemption Loss	240,350

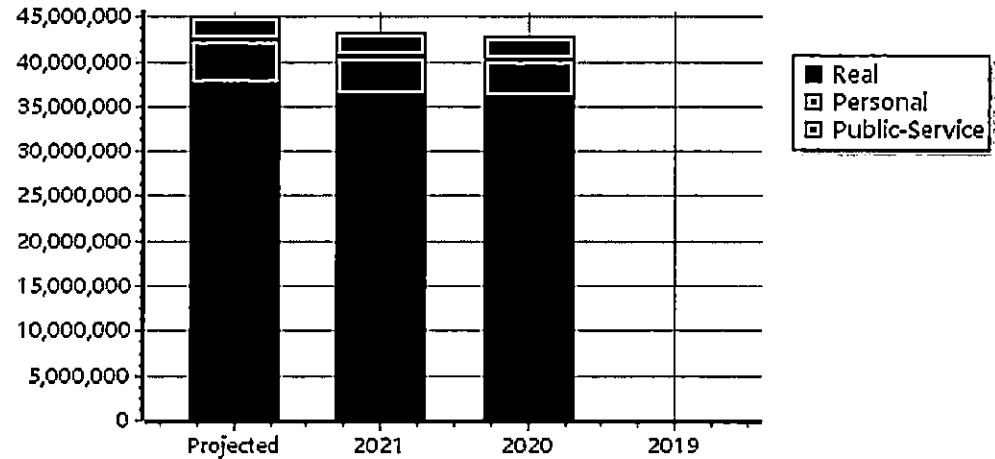
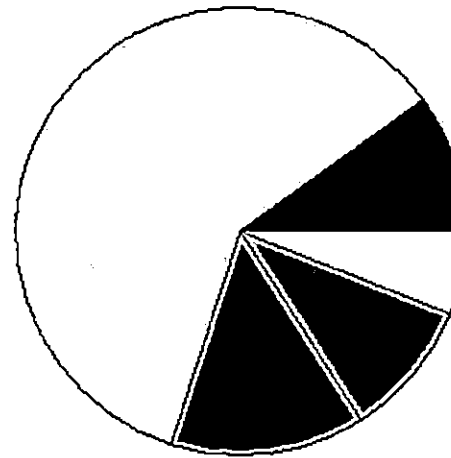
TIF Increment Value

Retained TIF Value

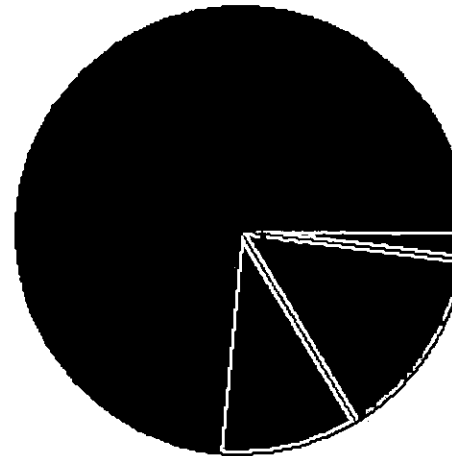
Net Assessed Value 45,050,835

Net Assessed Under Protest

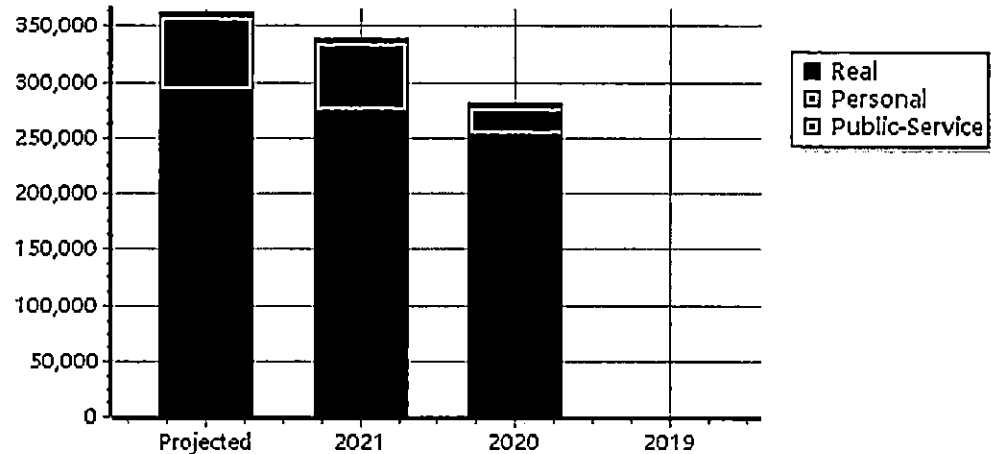
* Public Service Protests Values are not included on this report.



Real	Count	Value
Agricultural	68	275,713
Commercial	1	593
Residential	6	38,272
Total Real Value	75	314,578
Homestead	7	7,000
Veteran	2	17,157
Other	0	0
Total Exempt	9	24,157
TIF Increment Value		
Net Assessed		290,421
Net Assessed Under Protest		
Senior Freeze	0	0
Capped Parcels	7	13,998



Personal	Count	Value
Agricultural	5	10,122
Commercial	6	57,926
Mobile Home	0	0
Total Personal	11	68,048
Total Exempt	0	0
TIF Increment Value		
Net Assessed		68,048
Net Assessed Under Protest		
Public Service		
Total PS Value	2	3,569
TIF Increment Value		
Net Assessed		3,569



District Totals	
Total Gross Value	386,195
Homestead Loss	7,000
Other Exemption Loss	17,157
TIF Increment Value	
Retained TIF Value	
Net Assessed Value	362,038
Net Assessed Under Protest	

* Public Service Protests Values are not Included on this report.

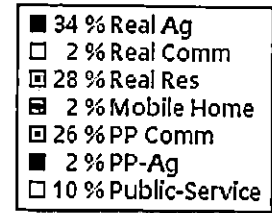
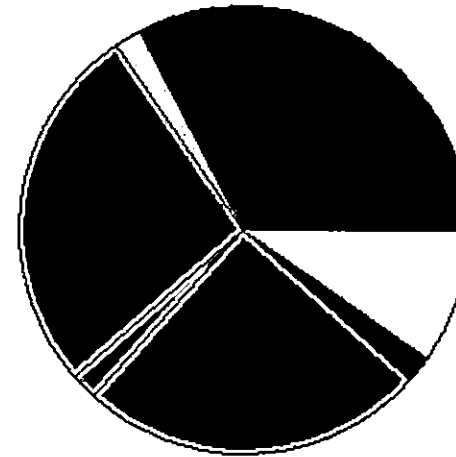
Real	Count	Value
Agricultural	1,643	10,022,270
Commercial	30	361,685
Residential	3,330	8,223,127
Total Real Value	5,003	18,630,965
Homestead	560	582,049
Veteran	23	246,873
Other	0	0
Total Exempt	607	828,922

TIF Increment Value

Net Assessed 17,802,043

Net Assessed Under Protest

Senior Freeze	78	294,597
Capped Parcels	2,207	2,881,239

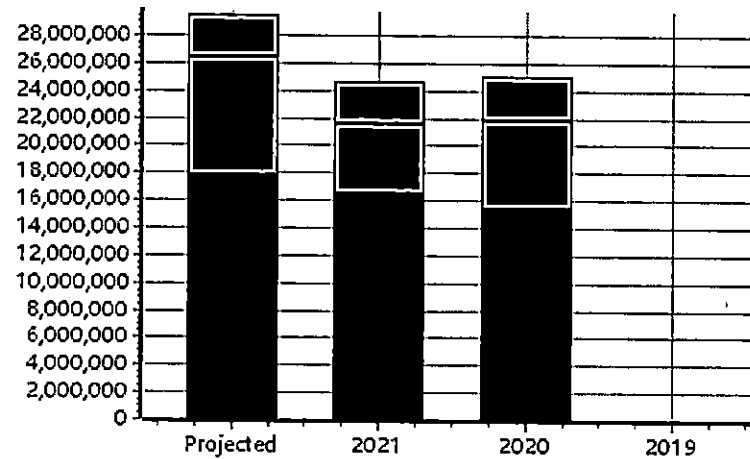


Personal	Count	Value
Agricultural	265	530,823
Commercial	62	7,684,417
Mobile Home	56	322,385
Total Personal	383	8,537,625
Total Exempt	27	6,832

TIF Increment Value

Net Assessed 8,530,793

Net Assessed Under Protest



Public Service	Count	Value
Total PS Value	18	3,159,789
TIF Increment Value		
Net Assessed		3,159,789

District Totals	
Total Gross Value	30,304,496
Homestead Loss	582,049
Other Exemption Loss	253,705
TIF Increment Value	
Retained TIF Value	
Net Assessed Value	29,492,625

Net Assessed Under Protest

* Public Service Protests Values are not included on this report.

Real	Count	Value
Agricultural	2,245	15,442,175
Commercial	324	37,098,701
Residential	3,113	23,281,462
Total Real Value	5,682	75,822,360
Homestead	1,418	1,488,746
Veteran	43	480,189
Other	0	0
Total Exempt	1,539	1,968,935

TIF Increment Value

Net Assessed 73,853,425

Net Assessed Under Protest

Senior Freeze 243 1,023,208
 Capped Parcels 2,057 24,714,830

Personal	Count	Value
Agricultural	363	1,184,952
Commercial	412	21,143,350
Mobile Home	145	632,067
Total Personal	920	22,960,369
Total Exempt	46	16,899

TIF Increment Value

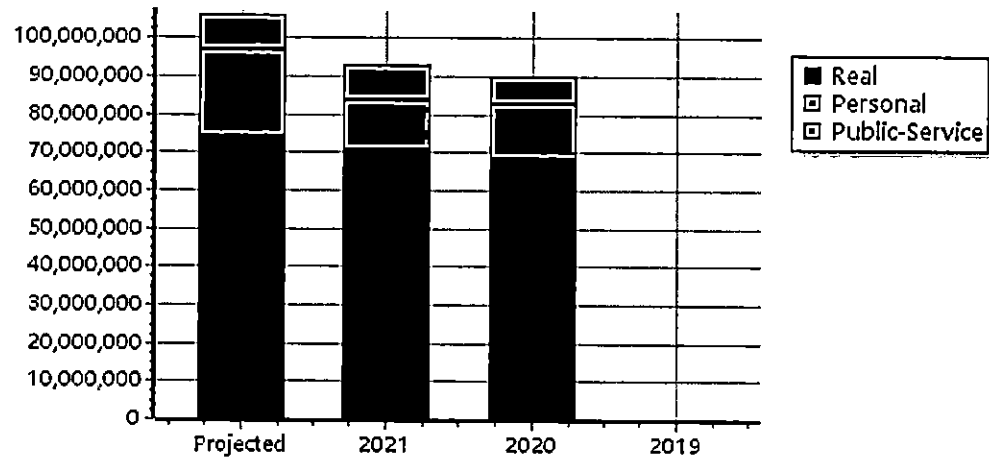
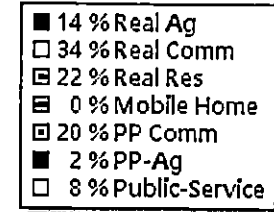
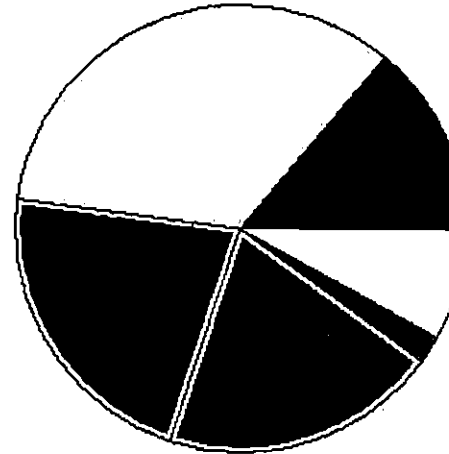
Net Assessed 22,943,470

Net Assessed Under Protest

Public Service	Count	Value
Total PS Value	84	9,141,010

TIF Increment Value

Net Assessed 9,141,010



District Totals	
Total Gross Value	107,923,717
Homestead Loss	1,488,746
Other Exemption Loss	497,088
TIF Increment Value	
Retained TIF Value	
Net Assessed Value	105,937,905

Net Assessed Under Protest

* Public Service Protests Values are not Included on this report.