

FILED
NOV 01 2017
State Auditor & Inspector

CITY & TOWN
(NOT DEPARTMENTALIZED)
2017-2018
ESTIMATE OF NEEDS
AND FINANCIAL STATEMENT OF THE
FISCAL YEAR 2016-2017

THE GOVERNING BOARD OF
THE CITY/TOWN OF CLEO SPRINGS
COUNTY OF MAJOR
STATE OF OKLAHOMA

Two copies of this Financial Statement and Estimate of Needs should be filed with the County Clerk not later than August 22 for all Towns and August 27 for all Cities. After approval by the Excise Board and the levies are made, both statements should be signed by the appropriate Board Members. One complete signed copy must be sent to the State Auditor and Inspector, 2300 N. Lincoln Blvd., State Capitol, Room 100, Oklahoma City, OK 73105. If publication may not be had by date required for filing, affidavit and proof of publication are required to be attached within five days after date of filing.

THE 2017-2018 ESTIMATE OF NEEDS AND FINANCIAL
STATEMENT OF THE FISCAL YEAR 2016-2017

PREPARED BY THE FIRM OF CHAS. W. CARROLL, P.A.
SUBMITTED TO THE MAJOR COUNTY
EXCISE BOARD THIS 19th DAY OF October 2017

TOWN GOVERNING BOARD

Chairman Bronckman Member Helene Duck
Member Rex Farrington Member _____
Member Michael Zyglunas Treasurer Dina Weber
City/Town Clerk Dina Weber

CLEO SPRINGS, OKLAHOMA
2017-2018
ESTIMATE OF NEEDS
AND FINANCIAL STATEMENT OF THE
FISCAL YEAR 2016-2017

INDEX

Letters and Certifications:	Page
Letter To Excise Board	1
Affidavit of Publication	2
Accountant's Letter	3
Certificate of Excise Board	Exhibit "Y" - Page 1
Exhibits:	Filed
Exhibit "A" General Fund	Yes
Exhibit "G" Sinking Fund	No
Exhibit "H" Industrial Development Bond Fund	No
Exhibit "I" Special Revenue Funds	Yes
Exhibit "J" Capital Project Funds	Yes
Exhibit "K" Enterprise Funds	No
Exhibit "L" Internal Service Funds	No
Exhibit "Y" Certificate of Excise Board	Yes
Estimate of Needs	
Exhibit "Z" Publication Sheet	Yes

THE CITY/TOWN OF CLEO SPRINGS
2017-2018
ESTIMATE OF NEEDS
AND FINANCIAL STATEMENT OF THE
FISCAL YEAR 2016-2017

CITY/TOWN OF CLEO SPRINGS, STATE OF OKLAHOMA
STATE OF OKLAHOMA, COUNTY OF MAJOR, ss:


To the County Excise Board of said County and State, Greeting:-

Pursuant to the requirements of 68 O.S. Section 3002, we submit herewith for your consideration, the within statement of the fiscal condition of the City/Town of Cleo Springs, State of Oklahoma, for the fiscal year beginning July 1, 2016 and ending June 30, 2017, together with an itemized statement of the estimated needs thereof for the fiscal year beginning July 1, 2017 and ending June 30, 2018. The same have been prepared in conformity to Statute, in relation to which be it further noted that:

1. We, the members of the Governing Board of said City/Town and State, do hereby certify that the statements herein submitted show the true and correct conditions of the fiscal affairs of said City/Town for the fiscal year ending June 30, 2017, that said statements comprise a "full and accurate statement of the assessments, receipts and expenditures of the preceding year, made out in detail under separate heads" that said preparation was had at an official session of said Board, begun on the first Monday in July, 2017 pursuant to the provisions of 68 O.S. Section 3002.
2. And we further certify that the estimates of the several amounts necessary for current expenses for the fiscal year beginning July 1, 2017 and ending June 30, 2018 as shown under "Schedule 8" were prepared and filed with the Governing Board as of the first Monday in July 2017, that the same have been correctly entered, and that all estimates made are entered as certified by Department Heads for the respective purposes herein set out. We further certify that the sums requested for salaries of City/Town officers and the deputies are calculated and based upon authority of salary statutes currently effective and applicable.
3. We further certify that the estimated income from sources other than ad valorem tax, shown on "Schedule 4", may reasonably be expected to be collected as a revenue during the ensuing fiscal year, and is not in excess of the 90% of the amounts collected for the same sources during the fiscal year ending June 30, 2017.

Dated at the office of the City/Town Clerk, at Cleo Springs, Oklahoma, this 19th day of October, 2017.


Chairman


Member


Member


Member


Member


Treasurer


City/Town Clerk

Filed this 23 day of October, 2017 Secretary and Clerk of Excise Board, Major County, Oklahoma.

Chas. W. Carroll, P.A.
302 N. Independence, Suite 103
Enid, OK 73701

INDEPENDENT ACCOUNTANTS COMPILATION REPORT

Town of Cleo Springs
Major County
Cleo Springs, OK 73729

Management is responsible for the accompanying financial statements of the Town of Cleo Springs, Major County, Oklahoma, which comprise the 2016-2017 financial statements as of and for the fiscal year ended June 30, 2017, 2017-2018 Estimate of Needs (S.A. & I. Form 2641R99), and Publication Sheet (S.A. & I. Form 2641R99, Exhibit "Z") Cleo Springs, Major County, included in the accompanying prescribed form. I have performed a compilation engagement in accordance with Statements on Standards for Auditing and Review Services promulgated by the Accounting and Review Services Committee of the AICPA. I did not audit or review the financial statements, Estimate of Needs and Publication Sheet Forms included in the prescribed form, nor was I required to perform any procedures to verify the accuracy or completeness of the information provided by management. Accordingly, I do not express an opinion, a conclusion, nor provide any assurance on the financial statements, Estimate of Needs and Publication Sheet included in the accompanying prescribed form.

These financial statements and information included in the accompanying prescribed form are presented in accordance with the requirements of the Office of the Oklahoma State Auditor and Inspector per 68 OS § 3003.B as promulgated by 68 OS § 3009-3011, and are not intended to be a complete presentation of Cleo Springs Town's assets and liabilities.

This report is intended solely for the information and use of management of Cleo Springs, Oklahoma, Major County Excise Board, and for filing with the State Auditor and Inspector of Oklahoma and is not intended to be and should not be used by anyone other than its specified parties.



The Firm of Chas. W. Carroll, P.A.
Enid, OK
October 9, 2017

AFFIDAVIT OF PUBLICATION


STATE OF OKLAHOMA, CITY/TOWN OF CLEO SPRINGS

Personally appeared before me, the undersigned Notary Public, _____
County Clerk of the City/Town and State aforesaid, who being first duly sworn according to law, deposes and says:
That he/she complied with the law by having the financial statement for the fiscal year ending June 30, 2017,
and the estimated needs and the estimated income from sources other than ad valorem taxes, for the fiscal year
beginning July 1, 2017 and ending June 30, 2018 published in one issue of the Fairview Republican
a legally-qualified newspaper published - of general circulation, in said county (*strike inapplicable phrase*)
a copy of which together with proof of publication is herewith attached marked Exhibit "Z" and made a part
of hereof.



City/Town Clerk


Subscribed and sworn to before me this 19 day of October, 2017.



Notary Public

11-8-2020

My Commission Expires



GENERAL FUND ACCOUNTS COVERING THE PERIOD JULY 1, 2016, to JUNE 30, 2017
ESTIMATE OF NEEDS FOR 2017-2018

EXHIBIT "A"

PAGE 1

Schedule 1, Current Balance Sheet - June 30, 2017	
	Amount
ASSETS:	
Cash Balance June 30, 2017	\$ 103,160.25
Investments	\$ -
TOTAL ASSETS	\$ 103,160.25
LIABILITIES AND RESERVES:	
Warrants Outstanding	\$ 45.00
Reserve for Interest on Warrants	\$ -
Reserves From Schedule 8	\$ -
TOTAL LIABILITIES AND RESERVES	\$ 45.00
CASH FUND BALANCE JUNE 30, 2017	\$ 103,115.25
TOTAL LIABILITIES, RESERVES AND CASH FUND BALANCE	\$ 103,160.25

Schedule 2, Revenue and Requirements - 2017-2018		
	Detail	Total
REVENUE:		
Cash Balance June 30, 2016	\$ 155,350.59	
Cash Fund Balance Transferred From Prior Years	\$ -	
Current Ad Valorem Tax Apportioned	\$ -	
Miscellaneous Revenue Apportioned	\$ 83,514.72	
TOTAL REVENUE		\$ 238,865.31
REQUIREMENTS:		
Claims Paid by Warrants Issued	\$ 135,550.06	
Reserves From Schedule 8	\$ -	
Interest Paid on Warrants	\$ 200.00	
Reserve for Interest on Warrants	\$ -	
TOTAL REQUIREMENTS		\$ 135,750.06
ADD: CASH FUND BALANCE AS PER BALANCE SHEET 6-30-2017		\$ 103,115.25
TOTAL REQUIREMENTS AND CASH FUND BALANCE		\$ 238,865.31

Schedule 3, Cash Fund Balance Analysis - June 30, 2017	
	Amount
ADDITIONS:	
Miscellaneous Revenue Collected in Excess of Estimates-Net	\$ 20,064.72
Warrants Estopped, Cancelled or Converted	\$ -
Fiscal Year 2016-2017 Lapsed Appropriations	\$ 88,579.53
Fiscal Year 2015-2016 Lapsed Appropriations	\$ -
Ad Valorem Tax Collections in Excess of Estimate	\$ -
Prior Years Ad Valorem Tax	\$ -
TOTAL ADDITIONS	\$ 108,644.25
DEDUCTIONS:	
Supplemental Appropriations	\$ 5,529.00
Current Tax in Process of Collection	\$ -
TOTAL DEDUCTIONS	\$ 5,529.00
Cash Fund Balance as per Balance Sheet 6-30-2017	\$ 103,115.25
Composition of Cash Fund Balance:	
Cash	\$ 103,115.25
Cash Fund Balance as per Balance Sheet 6-30-2017	\$ 103,115.25

GENERAL FUND ACCOUNTS COVERING THE PERIOD JULY 1, 2016, to JUNE 30, 2017

ESTIMATE OF NEEDS FOR 2017-2018

EXHIBIT "A"

2a

Schedule 4, Miscellaneous Revenue		
SOURCE	2016-2017 ACCOUNT	
	AMOUNT	ACTUALLY
	ESTIMATED	COLLECTED
1000 CHARGES FOR SERVICES		
1111 Inspection Fees	\$ -	\$ -
1112 Permit Fees	\$ -	\$ 43.00
1113 Garbage Disposal Fees	\$ 28,000.00	\$ 33,214.15
1114 Sewer Connection Fees	\$ -	\$ -
1115 Dog Pound Fees	\$ -	\$ -
1116 City Engineer Fees	\$ -	\$ -
1117 Police Dept. Fees	\$ -	\$ -
1118 Fire Dept. Fees	\$ -	\$ -
1119 Other- Crosswalk	\$ 950.00	\$ 1,443.75
1120 Other-	\$ -	\$ -
Total Charges For Services	\$ 28,950.00	\$ 34,700.90
INTERGOVERNMENTAL REVENUES		
2000 INTERGOVERNMENTAL REVENUES - LOCAL SOURCES:		
2111 Occupation Fees	\$ -	\$ -
2112 Franchise Tax	\$ 9,000.00	\$ 9,910.49
2113 Dog License and Tax	\$ -	\$ -
2114 User Tax	\$ -	\$ -
2115 Water Utility Revenues	\$ -	\$ -
2116 Light & Power Utility Revenues	\$ -	\$ -
2117 Library Fines	\$ -	\$ -
2118 Police Fines	\$ 1,000.00	\$ 3,350.00
2119 Public Health Contributions	\$ -	\$ -
2120 Housing Authority Payments in Lieu of Tax Revenue	\$ -	\$ -
2121 Other -	\$ -	\$ -
2122 Other -	\$ -	\$ -
2123 Other -	\$ -	\$ -
2124 Other -	\$ -	\$ -
Total - Local Sources	\$ 10,000.00	\$ 13,260.49
3000 INTERGOVERNMENTAL REVENUES - STATE SOURCES:		
3111 Sales Tax - OTC	\$ 17,500.00	\$ 18,337.54
3112 Motor Vehicle Collections for Cities & Towns - OTC Code 0814	\$ -	\$ -
3113 Alcohol Beverage Tax For Cities & Towns - OTC Code 6414	\$ 7,000.00	\$ 9,185.54
3114 Other - OTC - Tobacco Tax	\$ -	\$ 676.65
3115 Other - OTC	\$ -	\$ -
3116 Other - OTC	\$ -	\$ -
3117 Other - OTC	\$ -	\$ -
3118 Other - OTC	\$ -	\$ -
3119 Other - OTC	\$ -	\$ -
Sub-Total - OTC	\$ 24,500.00	\$ 28,199.73
3211 State Grants	\$ -	\$ -
3212 State Election Reimbursement	\$ -	\$ -
3213 State Payments in Lieu of Tax Revenue	\$ -	\$ -
3214 Homestead Exemption Reimbursement	\$ -	\$ -
3215 Additional Homestead Exemption Reimbursement	\$ -	\$ -
3216 Transportation of Juveniles	\$ -	\$ -
3217 DARE Grant - Police Dept.	\$ -	\$ -
3218 State Forestry Grant - Fire Dept.	\$ -	\$ -
3219 Emergency Management Reimbursement	\$ -	\$ -

SEE ACCOUNTANT'S
COMPILATION LETTER

GENERAL FUND ACCOUNTS COVERING THE PERIOD JULY 1, 2016, to JUNE 30, 2017
ESTIMATE OF NEEDS FOR 2017-2018

Page 2a

2016-2017 ACCOUNT OVER (UNDER)	BASIS AND LIMIT OF ENSUING ESTIMATE	2017-2018 ACCOUNT		
		CHARGEABLE INCOME	ESTIMATED BY GOVERNING BOARD	APPROVED BY EXCISE BOARD
\$ -	90.00%	\$ -	\$ -	\$ -
\$ 43.00	0.00%	\$ -	\$ -	\$ -
\$ 5,214.15	89.72%	\$ -	\$ 29,800.00	\$ 29,800.00
\$ -	90.00%	\$ -	\$ -	\$ -
\$ -	90.00%	\$ -	\$ -	\$ -
\$ -	90.00%	\$ -	\$ -	\$ -
\$ -	90.00%	\$ -	\$ -	\$ -
\$ -	90.00%	\$ -	\$ -	\$ -
\$ 493.75	83.12%	\$ -	\$ 1,200.00	\$ 1,200.00
\$ -	90.00%	\$ -	\$ -	\$ -
\$ 5,750.90		\$ -	\$ 31,000.00	\$ 31,000.00
\$ -	90.00%	\$ -	\$ -	\$ -
\$ 910.49	90.81%	\$ -	\$ 9,000.00	\$ 9,000.00
\$ -	90.00%	\$ -	\$ -	\$ -
\$ -	90.00%	\$ -	\$ -	\$ -
\$ -	90.00%	\$ -	\$ -	\$ -
\$ -	90.00%	\$ -	\$ -	\$ -
\$ -	90.00%	\$ -	\$ -	\$ -
\$ 2,350.00	29.85%	\$ -	\$ 1,000.00	\$ 1,000.00
\$ -	90.00%	\$ -	\$ -	\$ -
\$ -	90.00%	\$ -	\$ -	\$ -
\$ -	90.00%	\$ -	\$ -	\$ -
\$ -	90.00%	\$ -	\$ -	\$ -
\$ -	90.00%	\$ -	\$ -	\$ -
\$ -	90.00%	\$ -	\$ -	\$ -
\$ 3,260.49		\$ -	\$ 10,000.00	\$ 10,000.00
\$ 837.54	95.43%	\$ -	\$ 17,500.00	\$ 17,500.00
\$ -	90.00%	\$ -	\$ -	\$ -
\$ 2,185.54	81.65%	\$ -	\$ 7,500.00	\$ 7,500.00
\$ 676.65	0.00%	\$ -	\$ -	\$ -
\$ -	90.00%	\$ -	\$ -	\$ -
\$ -	90.00%	\$ -	\$ -	\$ -
\$ -	90.00%	\$ -	\$ -	\$ -
\$ -	90.00%	\$ -	\$ -	\$ -
\$ -	90.00%	\$ -	\$ -	\$ -
\$ -	90.00%	\$ -	\$ -	\$ -
\$ 3,699.73		\$ -	\$ 25,000.00	\$ 25,000.00
\$ -	90.00%	\$ -	\$ -	\$ -
\$ -	90.00%	\$ -	\$ -	\$ -
\$ -	90.00%	\$ -	\$ -	\$ -
\$ -	90.00%	\$ -	\$ -	\$ -
\$ -	90.00%	\$ -	\$ -	\$ -
\$ -	90.00%	\$ -	\$ -	\$ -
\$ -	90.00%	\$ -	\$ -	\$ -
\$ -	90.00%	\$ -	\$ -	\$ -
\$ -	90.00%	\$ -	\$ -	\$ -

SEE ACCOUNTANT'S
COMPILATION LETTER

GENERAL FUND ACCOUNTS COVERING THE PERIOD JULY 1, 2016, to JUNE 30, 2017

ESTIMATE OF NEEDS FOR 2017-2018

EXHIBIT "A"

2b

Schedule 4, Miscellaneous Revenue		
SOURCE	2016-2017 ACCOUNT	
	AMOUNT ESTIMATED	ACTUALLY COLLECTED
Continued from page 2a		
3220 Civil Defense Reimbursement - State	\$ -	\$ -
3221 Other -	\$ -	\$ -
3222 Other -	\$ -	\$ -
3223 Other -	\$ -	\$ -
3224 Other -	\$ -	\$ -
3225 Other -	\$ -	\$ -
3226 Other -	\$ -	\$ -
3227 Other -	\$ -	\$ -
3228 Other -	\$ -	\$ -
Total State Sources	\$ 24,500.00	\$ 28,199.73
4000 INTERGOVERNMENTAL REVENUES - FEDERAL SOURCES:		
4111 Federal Grants	\$ -	\$ -
4112 Federal Payments in Lieu of Tax Revenues	\$ -	\$ -
4113 J.T.P.A. Salary Reimbursement	\$ -	\$ -
4114 FEMA	\$ -	\$ -
4115 Other -	\$ -	\$ -
4116 Other -	\$ -	\$ -
4117 Other -	\$ -	\$ -
4118 Other -	\$ -	\$ -
4119 Other -	\$ -	\$ -
Total Federal Sources	\$ -	\$ -
Grand Total Intergovernmental Revenues	\$ 34,500.00	\$ 41,460.22
5000 MISCELLANEOUS REVENUE:		
5111 Interest on Investments	\$ -	\$ 286.46
5112 Rental or Lease of Property	\$ -	\$ 3,740.00
5113 Sale of Property	\$ -	\$ -
5114 Royalty	\$ -	\$ 290.45
5115 Insurance Recoveries	\$ -	\$ -
5116 Insurance Reimbursement	\$ -	\$ 970.00
5117 Rural Fire Runs	\$ -	\$ -
5118 Copies	\$ -	\$ -
5119 Return Check Charges	\$ -	\$ -
5120 Mowing & Trash Reimbursement	\$ -	\$ -
5121 Utility Reimbursements	\$ -	\$ -
5122 Vending Machine Commissions	\$ -	\$ -
5123 Other Concessions	\$ -	\$ -
5124 Police Salary Reimbursement	\$ -	\$ -
5125 Gross Receipts O.G.&E. Company	\$ -	\$ -
5126 Gross Receipts O.N.G. Company	\$ -	\$ -
5127 Gross Receipts Public Service Company	\$ -	\$ -
5128 Gross Receipts S.W.Bell Telephone Company	\$ -	\$ -
5129 Gross Receipts Cable TV	\$ -	\$ -
5130 Other - Refunds and Reimbursements	\$ -	\$ 2,066.69
5131 Other -	\$ -	\$ -
Total Miscellaneous Revenue	\$ -	\$ 7,353.60
6000 NON-REVENUE RECEIPTS:		
6111 Contributions from Other Funds	\$ -	\$ -
Grand Total General Fund	\$ 63,450.00	\$ 83,514.72

SEE ACCOUNTANT'S
COMPILATION LETTER

GENERAL FUND ACCOUNTS COVERING THE PERIOD JULY 1, 2016, to JUNE 30, 2017
ESTIMATE OF NEEDS FOR 2017-2018

Page 2b

2016-2017 ACCOUNT OVER (UNDER)	BASIS AND LIMIT OF ENSUING ESTIMATE	2017-2018 ACCOUNT		
		CHARGEABLE INCOME	ESTIMATED BY GOVERNING BOARD	APPROVED BY EXCISE BOARD
\$ -	90.00%	\$ -	\$ -	\$ -
\$ -	90.00%	\$ -	\$ -	\$ -
\$ -	90.00%	\$ -	\$ -	\$ -
\$ -	90.00%	\$ -	\$ -	\$ -
\$ -	90.00%	\$ -	\$ -	\$ -
\$ -	90.00%	\$ -	\$ -	\$ -
\$ -	90.00%	\$ -	\$ -	\$ -
\$ -	90.00%	\$ -	\$ -	\$ -
\$ -	90.00%	\$ -	\$ -	\$ -
\$ -	90.00%	\$ -	\$ -	\$ -
\$ 3,699.73		\$ -	\$ 25,000.00	\$ 25,000.00
\$ -	90.00%	\$ -	\$ -	\$ -
\$ -	90.00%	\$ -	\$ -	\$ -
\$ -	90.00%	\$ -	\$ -	\$ -
\$ -	90.00%	\$ -	\$ -	\$ -
\$ -	90.00%	\$ -	\$ -	\$ -
\$ -	90.00%	\$ -	\$ -	\$ -
\$ -	90.00%	\$ -	\$ -	\$ -
\$ -	90.00%	\$ -	\$ -	\$ -
\$ -	90.00%	\$ -	\$ -	\$ -
\$ 6,960.22		\$ -	\$ 35,000.00	\$ 35,000.00
\$ 286.46	0.00%	\$ -	\$ -	\$ -
\$ 3,740.00	0.00%	\$ -	\$ -	\$ -
\$ -	90.00%	\$ -	\$ -	\$ -
\$ 290.45	0.00%	\$ -	\$ -	\$ -
\$ -	90.00%	\$ -	\$ -	\$ -
\$ 970.00	0.00%	\$ -	\$ -	\$ -
\$ -	90.00%	\$ -	\$ -	\$ -
\$ -	90.00%	\$ -	\$ -	\$ -
\$ -	90.00%	\$ -	\$ -	\$ -
\$ -	90.00%	\$ -	\$ -	\$ -
\$ -	90.00%	\$ -	\$ -	\$ -
\$ -	90.00%	\$ -	\$ -	\$ -
\$ -	90.00%	\$ -	\$ -	\$ -
\$ -	90.00%	\$ -	\$ -	\$ -
\$ -	90.00%	\$ -	\$ -	\$ -
\$ -	90.00%	\$ -	\$ -	\$ -
\$ -	90.00%	\$ -	\$ -	\$ -
\$ -	90.00%	\$ -	\$ -	\$ -
\$ -	90.00%	\$ -	\$ -	\$ -
\$ 2,066.69	0.00%	\$ -	\$ -	\$ -
\$ -	90.00%	\$ -	\$ -	\$ -
\$ 7,353.60		\$ -	\$ -	\$ -
\$ -	90.00%	\$ -	\$ -	\$ -
\$ 20,064.72		\$ -	\$ 66,000.00	\$ 66,000.00

SEE ACCOUNTANT'S
COMPILATION LETTER

GENERAL FUND ACCOUNTS COVERING THE PERIOD JULY 1, 2016, to JUNE 30, 2017
ESTIMATE OF NEEDS FOR 2017-2018

EXHIBIT "A"

3

Schedule 5, Expenditures General Fund Cash Accounts of Current and All Prior Years	
CURRENT AND ALL PRIOR YEARS	2016-2017
Cash Balance Reported to Excise Board 6-30-2016	\$ -
Cash Fund Balance Transferred Out	\$ 734.43
Cash Fund Balance Transferred In	\$ 156,085.02
Adjusted Cash Balance	\$ 155,350.59
Ad Valorem Tax Apportioned To Year In Caption	\$ -
Miscellaneous Revenue (Schedule 4)	\$ 83,514.72
Cash Fund Balance Forward From Preceding Year	\$ -
Prior Expenditures Recovered	\$ -
TOTAL RECEIPTS	\$ 83,514.72
TOTAL RECEIPTS AND BALANCE	\$ 238,865.31
Warrants of Year in Caption	\$ 135,505.06
Transfer to Petty Cash	\$ 200.00
TOTAL DISBURSEMENTS	\$ 135,705.06
CASH BALANCE JUNE 30, 2017	\$ 103,160.25
Reserve for Warrants Outstanding	\$ 45.00
Reserve for Interest on Warrants	\$ -
Reserves From Schedule 8	\$ -
TOTAL LIABILITIES AND RESERVE	\$ 45.00
DEFICIT: (Red Figure)	\$ -
CASH BALANCE FORWARD TO SUCCEEDING YEAR	\$ 103,115.25

Schedule 6, General Fund Warrant Account of Current and All Prior Years	
CURRENT AND ALL PRIOR YEARS	TOTAL
Warrants Outstanding 6-30-2016 of Year in Caption	\$ 45.00
Warrants Registered During Year	\$ 135,550.06
TOTAL	\$ 135,595.06
Warrants Paid During Year	\$ 135,550.06
Warrants Converted to Bonds or Judgements	\$ -
Warrants Cancelled	\$ -
Warrants Estopped by Statute	\$ -
TOTAL WARRANTS RETIRED	\$ 135,550.06
BALANCE WARRANTS OUTSTANDING JUNE 30, 2017	\$ 45.00

Schedule 7, 2016 Ad Valorem Tax Account		
2016 Net Valuation Certified To County Excise Board	0.000 Mills	Amount
Total Proceeds of Levy as Certified		\$ -
Additions:		\$ -
Deductions:		\$ -
Gross Balance Tax		\$ -
Less Reserve for Delinquent Tax		\$ -
Reserve for Protest Pending		\$ -
Balance Available Tax		\$ -
Deduct 2016 Tax Apportioned		\$ -
Net Balance 2016 Tax in Process of Collection or		\$ -
Excess Collections		\$ -

ESTIMATE OF NEEDS FOR 2017-2018

Page 3

Schedule 5, (Continued)

2015-2016	2014-2015	2013-2014	2012-2013	2011-2012	2010-2011	TOTAL
\$ 156,130.02	\$ -	\$ -	\$ -	\$ -	\$ -	\$ 156,130.02
\$ 156,085.02	\$ -	\$ -	\$ -	\$ -	\$ -	\$ 156,819.45
\$ -	\$ -	\$ -	\$ -	\$ -	\$ -	\$ 156,085.02
\$ 45.00	\$ -	\$ -	\$ -	\$ -	\$ -	\$ 155,395.59
\$ -	\$ -	\$ -	\$ -	\$ -	\$ -	\$ -
\$ -	\$ -	\$ -	\$ -	\$ -	\$ -	\$ 83,514.72
\$ -	\$ -	\$ -	\$ -	\$ -	\$ -	\$ -
\$ -	\$ -	\$ -	\$ -	\$ -	\$ -	\$ -
\$ -	\$ -	\$ -	\$ -	\$ -	\$ -	\$ 83,514.72
\$ 45.00	\$ -	\$ -	\$ -	\$ -	\$ -	\$ 238,910.31
\$ 45.00	\$ -	\$ -	\$ -	\$ -	\$ -	\$ 135,550.06
\$ -	\$ -	\$ -	\$ -	\$ -	\$ -	\$ 200.00
\$ 45.00	\$ -	\$ -	\$ -	\$ -	\$ -	\$ 135,750.06
\$ -	\$ -	\$ -	\$ -	\$ -	\$ -	\$ 103,160.25
\$ -	\$ -	\$ -	\$ -	\$ -	\$ -	\$ 45.00
\$ -	\$ -	\$ -	\$ -	\$ -	\$ -	\$ -
\$ -	\$ -	\$ -	\$ -	\$ -	\$ -	\$ -
\$ -	\$ -	\$ -	\$ -	\$ -	\$ -	\$ 45.00
\$ -	\$ -	\$ -	\$ -	\$ -	\$ -	\$ -
\$ -	\$ -	\$ -	\$ -	\$ -	\$ -	\$ 103,115.25

Schedule 6, (Continued)

2016-2017	2015-2016	2014-2015	2013-2014	2012-2013	2011-2012	2010-2011
\$ -	\$ 45.00	\$ -	\$ -	\$ -	\$ -	\$ -
\$ 135,550.06	\$ -	\$ -	\$ -	\$ -	\$ -	\$ -
\$ 135,550.06	\$ 45.00	\$ -	\$ -	\$ -	\$ -	\$ -
\$ 135,505.06	\$ 45.00	\$ -	\$ -	\$ -	\$ -	\$ -
\$ -	\$ -	\$ -	\$ -	\$ -	\$ -	\$ -
\$ -	\$ -	\$ -	\$ -	\$ -	\$ -	\$ -
\$ -	\$ -	\$ -	\$ -	\$ -	\$ -	\$ -
\$ 135,505.06	\$ 45.00	\$ -	\$ -	\$ -	\$ -	\$ -
\$ 45.00	\$ -	\$ -	\$ -	\$ -	\$ -	\$ -

Schedule 9, General Fund Investments

INVESTED IN	Investments on Hand June 30, 2016	Since Purchased	LIQUIDATIONS		Barred by Court Order	Investments on Hand June 30, 2017
			By Collections of Cost	Amortized Premium		
	\$ -	\$ -	\$ -	\$ -	\$ -	\$ -
	\$ -	\$ -	\$ -	\$ -	\$ -	\$ -
	\$ -	\$ -	\$ -	\$ -	\$ -	\$ -
	\$ -	\$ -	\$ -	\$ -	\$ -	\$ -
	\$ -	\$ -	\$ -	\$ -	\$ -	\$ -
	\$ -	\$ -	\$ -	\$ -	\$ -	\$ -
	\$ -	\$ -	\$ -	\$ -	\$ -	\$ -
	\$ -	\$ -	\$ -	\$ -	\$ -	\$ -
	\$ -	\$ -	\$ -	\$ -	\$ -	\$ -
	\$ -	\$ -	\$ -	\$ -	\$ -	\$ -
TOTAL INVESTMENTS	\$ -	\$ -	\$ -	\$ -	\$ -	\$ -

SEE ACCOUNTANT'S
COMPILATION LETTER

GENERAL FUND ACCOUNTS COVERING THE PERIOD JULY 1, 2016, to JUNE 30, 2017

ESTIMATE OF NEEDS FOR 2017-2018

EXHIBIT "A"

4k

Schedule 8(k), Report Of Prior Year's Expenditures				
	FISCAL YEAR ENDING JUNE 30, 2016			
DEPARTMENTS OF GOVERNMENT	RESERVES	WARRANTS	BALANCE	ORIGINAL
APPROPRIATED ACCOUNTS	6-30-2016	SINCE	LAPSED	APPROPRIATIONS
		ISSUED	APPROPRIATIONS	
92 BUILDING MAINTENANCE ACCOUNT:				
92a Personal Services	\$ -	\$ -	\$ -	\$ -
92b Part Time Help	\$ -	\$ -	\$ -	\$ -
92c Travel	\$ -	\$ -	\$ -	\$ -
92d Maintenance and Operation	\$ -	\$ -	\$ -	\$ -
92e Capital Outlay	\$ -	\$ -	\$ -	\$ -
92f Intergovernmental	\$ -	\$ -	\$ -	\$ -
92g Other -	\$ -	\$ -	\$ -	\$ -
92h Other -	\$ -	\$ -	\$ -	\$ -
92j Other -	\$ -	\$ -	\$ -	\$ -
92 Total	\$ -	\$ -	\$ -	\$ -
93				
93a Personal Services	\$ -	\$ -	\$ -	\$ -
93b Part Time Help	\$ -	\$ -	\$ -	\$ -
93c Travel	\$ -	\$ -	\$ -	\$ -
93d Maintenance and Operation	\$ -	\$ -	\$ -	\$ -
93e Capital Outlay	\$ -	\$ -	\$ -	\$ -
93f Intergovernmental	\$ -	\$ -	\$ -	\$ -
93g Other -	\$ -	\$ -	\$ -	\$ -
93h Other -	\$ -	\$ -	\$ -	\$ -
93 Total	\$ -	\$ -	\$ -	\$ -
94 GENERAL GOVERNMENT				
94a Personal Services	\$ -	\$ -	\$ -	\$ 45,000.00
94b Part Time Help - Crosswalk	\$ -	\$ -	\$ -	\$ 1,000.00
94c Travel	\$ -	\$ -	\$ -	\$ -
94d Maintenance and Operation	\$ -	\$ -	\$ -	\$ 121,535.02
94e Capital Outlay	\$ -	\$ -	\$ -	\$ 12,000.00
94f Intergovernmental	\$ -	\$ -	\$ -	\$ -
94g Other - Sanitation	\$ -	\$ -	\$ -	\$ 40,000.00
94h Other -	\$ -	\$ -	\$ -	\$ -
94 Total	\$ -	\$ -	\$ -	\$ 219,535.02
98 OTHER USE:				
98a Other Deductions - Transfer to CDBG	\$ -	\$ -	\$ -	\$ -
98 Total	\$ -	\$ -	\$ -	\$ -
TOTAL GENERAL FUND ACCOUNT	\$ -	\$ -	\$ -	\$ 219,535.02
SUBJECT TO WARRANT ISSUE:				
99 Transfer to Petty Cash	\$ -	\$ -	\$ -	\$ -
GRAND TOTAL GENERAL FUND	\$ -	\$ -	\$ -	\$ 219,535.02

ESTIMATE OF NEEDS FOR THE FISCAL YEAR
PURPOSE:
Current Expense
Pro rata share of County Assessor's Budget as determined by County Excise Board
(This amount is included in the appropriated account "17 Revaluation of Real Property".)
GRAND TOTAL - General Fund

SEE ACCOUNTANT'S
COMPILATION LETTER

ESTIMATE OF NEEDS FOR 2017-2018

Page 4k

[illegible]

	Estimate of	Approved by
	Needs by	County
	Governing Board	Excise Board
	\$ 169,115.25	\$ 169,115.25
	\$ -	\$ -
	\$ 169,115.25	\$ 169,115.25

SEE ACCOUNTANT'S
COMPILATION LETTER

SPECIAL REVENUE FUND ACCOUNTS COVERING THE PERIOD JULY 1, 2016, to JUNE 30, 2017
ESTIMATE OF NEEDS FOR 2017-2018

EXHIBIT "I"

Page 1

Special Revenue Fund Accounts:	Street & Alley Fund	Vol Fire Dept Fund	Amn Petty Cash Fund
Schedule 1, Detail of Bond and Coupon Indebtedness as of June 30, 2017	2016-2017	2016-2017	2016-2017
CURRENT YEAR	Amount	Amount	Amount
ASSETS:			
Cash Balance June 30, 2017	\$ 121,303.39	\$ 16,286.65	\$ 137.84
Investments	\$ -	\$ -	\$ -
TOTAL ASSETS	\$ 121,303.39	\$ 16,286.65	\$ 137.84
LIABILITIES AND RESERVES:			
Warrants Outstanding	\$ -	\$ 130.00	\$ -
Reserve for Interest on Warrants	\$ -	\$ -	\$ -
Reserves From Schedule 8	\$ -	\$ -	\$ -
TOTAL LIABILITIES AND RESERVES	\$ -	\$ 130.00	\$ -
CASH FUND BALANCE JUNE 30, 2017	\$ 121,303.39	\$ 16,156.65	\$ 137.84
TOTAL LIABILITIES, RESERVES AND CASH FUND BALANCE	\$ 121,303.39	\$ 16,286.65	\$ 137.84

Schedule 5, Expenditures Special Revenue Fund Accounts of Current Year:	2016-2017	2016-2017	2016-2017
CURRENT YEAR	Amount	Amount	Amount
Cash Balance Reported to Excise Board 6-30-2016	\$ 118,027.91	\$ 51,503.01	\$ 22.34
Cash Fund Balance Transferred Out	\$ -	\$ -	\$ -
Cash Fund Balance Transferred In	\$ -	\$ -	\$ 200.00
Adjusted Cash Balance	\$ 118,027.91	\$ 51,503.01	\$ 222.34
Ad Valorem Tax Apportioned To Year In Caption	\$ -	\$ -	\$ -
Miscellaneous Revenue (Schedule 4)	\$ 21,352.26	\$ 62,983.43	\$ -
Cash Fund Balance Forward From Preceding Year	\$ -	\$ -	\$ -
Prior Expenditures Recovered	\$ -	\$ -	\$ -
TOTAL RECEIPTS	\$ 21,352.26	\$ 62,983.43	\$ -
TOTAL RECEIPTS AND BALANCE	\$ 139,380.17	\$ 114,486.44	\$ 222.34
Warrants of Year in Caption	\$ 18,076.78	\$ 98,199.79	\$ 84.50
Interest Paid Thereon	\$ -	\$ -	\$ -
TOTAL DISBURSEMENTS	\$ 18,076.78	\$ 98,199.79	\$ 84.50
CASH BALANCE JUNE 30, 2017	\$ 121,303.39	\$ 16,286.65	\$ 137.84
Reserve for Warrants Outstanding	\$ -	\$ 130.00	\$ -
Reserve for Interest on Warrants	\$ -	\$ -	\$ -
Reserves From Schedule 8	\$ -	\$ -	\$ -
TOTAL LIABILITIES AND RESERVE	\$ -	\$ 130.00	\$ -
DEFICIT: (Red Figure)	\$ -	\$ -	\$ -
CASH FUND BALANCE FORWARD TO SUCCEEDING YEAR	\$ 121,303.39	\$ 16,156.65	\$ 137.84

Schedule 6, Special Revenue Fund Warrant Accounts of Current Year	2016-2017	2016-2017	2016-2017
CURRENT YEAR	Amount	Amount	Amount
Warrants Outstanding 6-30-2016 of Year in Caption	\$ -	\$ -	\$ -
Warrants Registered During Year	\$ 18,076.78	\$ 98,329.79	\$ 84.50
TOTAL	\$ 18,076.78	\$ 98,329.79	\$ 84.50
Warrants Paid During Year	\$ 18,076.78	\$ 98,199.79	\$ 84.50
Warrants Covered to Bonds or Judgements	\$ -	\$ -	\$ -
Warrants Cancelled	\$ -	\$ -	\$ -
Warrants Estopped by Statute	\$ -	\$ -	\$ -
TOTAL WARRANTS RETIRED	\$ 18,076.78	\$ 98,199.79	\$ 84.50
BALANCE WARRANTS OUTSTANDING JUNE 30, 2017	\$ -	\$ 130.00	\$ -

SEE ACCOUNTANT'S
COMPILATION LETTER

SPECIAL REVENUE FUND ACCOUNTS COVERING THE PERIOD JULY 1, 2016, to JUNE 30, 2017
ESTIMATE OF NEEDS FOR 2017-2018

EXHIBIT "I"

1

Parks and Recreation Fund	Public Works Authority Fund	PWA Service Contract Fund	Fund	Fund	Fund	
2016-2017	2016-2017	2016-2017	2016-2017	2016-2017	2016-2017	
Amount	Amount	Amount	Amount	Amount	Amount	Total
\$ 1,025.02	\$ 40,518.24	\$ 15,877.80	\$ -	\$ -	\$ -	\$ 195,148.94
\$ -	\$ -	\$ -	\$ -	\$ -	\$ -	\$ -
\$ 1,025.02	\$ 40,518.24	\$ 15,877.80	\$ -	\$ -	\$ -	\$ 195,148.94
\$ -	\$ -	\$ -	\$ -	\$ -	\$ -	\$ 130.00
\$ -	\$ -	\$ -	\$ -	\$ -	\$ -	\$ -
\$ -	\$ -	\$ -	\$ -	\$ -	\$ -	\$ -
\$ -	\$ -	\$ -	\$ -	\$ -	\$ -	\$ 130.00
\$ 1,025.02	\$ 40,518.24	\$ 15,877.80	\$ -	\$ -	\$ -	\$ 195,018.94
\$ 1,025.02	\$ 40,518.24	\$ 15,877.80	\$ -	\$ -	\$ -	\$ 195,148.94

2016-2017	2016-2017	2016-2017	2016-2017	2016-2017	2016-2017	
Amount	Amount	Amount	Amount	Amount	Amount	TOTAL
\$ 3,512.97	\$ 31,452.83	\$ 14,877.80	\$ -	\$ -	\$ -	\$ 219,396.86
\$ -	\$ -	\$ -	\$ -	\$ -	\$ -	\$ -
\$ -	\$ -	\$ -	\$ -	\$ -	\$ -	\$ 200.00
\$ 3,512.97	\$ 31,452.83	\$ 14,877.80	\$ -	\$ -	\$ -	\$ 219,596.86
\$ -	\$ -	\$ -	\$ -	\$ -	\$ -	\$ -
\$ -	\$ 88,479.41	\$ 1,200.00	\$ -	\$ -	\$ -	\$ 174,015.10
\$ -	\$ -	\$ -	\$ -	\$ -	\$ -	\$ -
\$ -	\$ -	\$ -	\$ -	\$ -	\$ -	\$ -
\$ -	\$ 88,479.41	\$ 1,200.00	\$ -	\$ -	\$ -	\$ 174,015.10
\$ 3,512.97	\$ 119,932.24	\$ 16,077.80	\$ -	\$ -	\$ -	\$ 393,611.96
\$ 2,487.95	\$ 79,414.00	\$ 200.00	\$ -	\$ -	\$ -	\$ 198,463.02
\$ -	\$ -	\$ -	\$ -	\$ -	\$ -	\$ -
\$ 2,487.95	\$ 79,414.00	\$ 200.00	\$ -	\$ -	\$ -	\$ 198,463.02
\$ 1,025.02	\$ 40,518.24	\$ 15,877.80	\$ -	\$ -	\$ -	\$ 195,148.94
\$ -	\$ -	\$ -	\$ -	\$ -	\$ -	\$ 130.00
\$ -	\$ -	\$ -	\$ -	\$ -	\$ -	\$ -
\$ -	\$ -	\$ -	\$ -	\$ -	\$ -	\$ -
\$ -	\$ -	\$ -	\$ -	\$ -	\$ -	\$ 130.00
\$ -	\$ -	\$ -	\$ -	\$ -	\$ -	\$ -
\$ 1,025.02	\$ 40,518.24	\$ 15,877.80	\$ -	\$ -	\$ -	\$ 195,018.94

2016-2017	2016-2017	2016-2017	2016-2017	2016-2017	2016-2017	
Amount	Amount	Amount	Amount	Amount	Amount	TOTAL
\$ -	\$ -	\$ -	\$ -	\$ -	\$ -	\$ -
\$ 2,487.95	\$ 79,414.00	\$ 200.00	\$ -	\$ -	\$ -	\$ 198,593.02
\$ 2,487.95	\$ 79,414.00	\$ 200.00	\$ -	\$ -	\$ -	\$ 198,593.02
\$ 2,487.95	\$ 79,414.00	\$ 200.00	\$ -	\$ -	\$ -	\$ 198,463.02
\$ -	\$ -	\$ -	\$ -	\$ -	\$ -	\$ -
\$ -	\$ -	\$ -	\$ -	\$ -	\$ -	\$ -
\$ -	\$ -	\$ -	\$ -	\$ -	\$ -	\$ -
\$ 2,487.95	\$ 79,414.00	\$ 200.00	\$ -	\$ -	\$ -	\$ 198,463.02
\$ -	\$ -	\$ -	\$ -	\$ -	\$ -	\$ 130.00

SEE ACCOUNTANT'S
COMPILATION LETTER

CAPITAL PROJECT FUND ACCOUNTS COVERING THE PERIOD JULY 1, 2016, to JUNE 30, 2017
ESTIMATE OF NEEDS FOR 2017-2018

EXHIBIT "J"

Page 1

Capital Project Fund Accounts:		CDBG		
		Fund	Fund	Fund
Schedule 1, Current Balance Sheet - June 30, 2017		2016-2017	2016-2017	2016-2017
CURRENT YEAR	Amount	Amount	Amount	
ASSETS:				
Cash Balance June 30, 2017	\$ 1,750.00	\$ -	\$ -	
Investments	\$ -	\$ -	\$ -	
TOTAL ASSETS	\$ 1,750.00	\$ -	\$ -	
LIABILITIES AND RESERVES:				
Warrants Outstanding	\$ -	\$ -	\$ -	
Reserve for Interest on Warrants	\$ -	\$ -	\$ -	
Reserves From Schedule 8	\$ -	\$ -	\$ -	
TOTAL LIABILITIES AND RESERVES	\$ -	\$ -	\$ -	
CASH FUND BALANCE JUNE 30, 2017	\$ 1,750.00	\$ -	\$ -	
TOTAL LIABILITIES, RESERVES AND CASH FUND BALANCE	\$ 1,750.00	\$ -	\$ -	

Schedule 5, Expenditures Capital Project Fund Accounts of Current Year	2016-2017	2016-2017	2016-2017
CURRENT YEAR	Amount	Amount	Amount
Cash Balance Reported to Excise Board 6-30-2016	\$ 19,265.57	\$ -	\$ -
Cash Fund Balance Transferred Out	\$ -	\$ -	\$ -
Cash Fund Balance Transferred In	\$ 734.43	\$ -	\$ -
Adjusted Cash Balance	\$ 20,000.00	\$ -	\$ -
Miscellaneous Revenue (Schedule 4)	\$ 131,000.00	\$ -	\$ -
Cash Fund Balance Forward From Preceding Year	\$ -	\$ -	\$ -
Prior Expenditures Recovered	\$ -	\$ -	\$ -
TOTAL RECEIPTS	\$ 131,000.00	\$ -	\$ -
TOTAL RECEIPTS AND BALANCE	\$ 151,000.00	\$ -	\$ -
Warrants of Year in Caption	\$ 149,250.00	\$ -	\$ -
Interest Paid Thereon	\$ -	\$ -	\$ -
TOTAL DISBURSEMENTS	\$ 149,250.00	\$ -	\$ -
CASH BALANCE JUNE 30, 2017	\$ 1,750.00	\$ -	\$ -
Reserve for Warrants Outstanding	\$ -	\$ -	\$ -
Reserve for Interest on Warrants	\$ -	\$ -	\$ -
Reserves From Schedule 8	\$ -	\$ -	\$ -
TOTAL LIABILITIES AND RESERVE	\$ -	\$ -	\$ -
DEFICIT: (Red Figure)	\$ -	\$ -	\$ -
CASH FUND BALANCE FORWARD TO SUCCEEDING YEAR	\$ 1,750.00	\$ -	\$ -

Schedule 6, Special Revenue Fund Warrant Accounts of Current Year	2016-2017	2016-2017	2016-2017
CURRENT YEAR	Amount	Amount	Amount
Warrants Outstanding 6-30-2016 of Year in Caption	\$ -	\$ -	\$ -
Warrants Registered During Year	\$ 149,250.00	\$ -	\$ -
TOTAL	\$ 149,250.00	\$ -	\$ -
Warrants Paid During Year	\$ 149,250.00	\$ -	\$ -
Warrants Converted to Bonds or Judgements	\$ -	\$ -	\$ -
Warrants Cancelled	\$ -	\$ -	\$ -
Warrants Stopped by Statute	\$ -	\$ -	\$ -
TOTAL WARRANTS RETIRED	\$ 149,250.00	\$ -	\$ -
BALANCE WARRANTS OUTSTANDING JUNE 30, 2017	\$ -	\$ -	\$ -

SEE ACCOUNTANT'S
COMPILATION LETTER

CAPITAL PROJECT FUND ACCOUNTS COVERING THE PERIOD JULY 1, 2016, to JUNE 30, 2017
ESTIMATE OF NEEDS FOR 2017-2018

EXHIBIT "J"

1

Fund	Fund	Fund	Fund	Fund	Fund	
2016-2017	2016-2017	2016-2017	2016-2017	2016-2017	2016-2017	
Amount	Amount	Amount	Amount	Amount	Amount	Total
\$ -	\$ -	\$ -	\$ -	\$ -	\$ -	\$ 1,750.00
\$ -	\$ -	\$ -	\$ -	\$ -	\$ -	\$ -
\$ -	\$ -	\$ -	\$ -	\$ -	\$ -	\$ 1,750.00
\$ -	\$ -	\$ -	\$ -	\$ -	\$ -	\$ -
\$ -	\$ -	\$ -	\$ -	\$ -	\$ -	\$ -
\$ -	\$ -	\$ -	\$ -	\$ -	\$ -	\$ -
\$ -	\$ -	\$ -	\$ -	\$ -	\$ -	\$ -
\$ -	\$ -	\$ -	\$ -	\$ -	\$ -	\$ 1,750.00
\$ -	\$ -	\$ -	\$ -	\$ -	\$ -	\$ 1,750.00

2016-2017	2016-2017	2016-2017	2016-2017	2016-2017	2016-2017	
Amount	Amount	Amount	Amount	Amount	Amount	TOTAL
\$ -	\$ -	\$ -	\$ -	\$ -	\$ -	\$ 19,265.57
\$ -	\$ -	\$ -	\$ -	\$ -	\$ -	\$ -
\$ -	\$ -	\$ -	\$ -	\$ -	\$ -	\$ 734.43
\$ -	\$ -	\$ -	\$ -	\$ -	\$ -	\$ 20,000.00
\$ -	\$ -	\$ -	\$ -	\$ -	\$ -	\$ 131,000.00
\$ -	\$ -	\$ -	\$ -	\$ -	\$ -	\$ -
\$ -	\$ -	\$ -	\$ -	\$ -	\$ -	\$ -
\$ -	\$ -	\$ -	\$ -	\$ -	\$ -	\$ 131,000.00
\$ -	\$ -	\$ -	\$ -	\$ -	\$ -	\$ 151,000.00
\$ -	\$ -	\$ -	\$ -	\$ -	\$ -	\$ 149,250.00
\$ -	\$ -	\$ -	\$ -	\$ -	\$ -	\$ -
\$ -	\$ -	\$ -	\$ -	\$ -	\$ -	\$ 149,250.00
\$ -	\$ -	\$ -	\$ -	\$ -	\$ -	\$ 1,750.00
\$ -	\$ -	\$ -	\$ -	\$ -	\$ -	\$ -
\$ -	\$ -	\$ -	\$ -	\$ -	\$ -	\$ -
\$ -	\$ -	\$ -	\$ -	\$ -	\$ -	\$ -
\$ -	\$ -	\$ -	\$ -	\$ -	\$ -	\$ -
\$ -	\$ -	\$ -	\$ -	\$ -	\$ -	\$ 1,750.00

2016-2017	2016-2017	2016-2017	2016-2017	2016-2017	2016-2017	
Amount	Amount	Amount	Amount	Amount	Amount	TOTAL
\$ -	\$ -	\$ -	\$ -	\$ -	\$ -	\$ -
\$ -	\$ -	\$ -	\$ -	\$ -	\$ -	\$ 149,250.00
\$ -	\$ -	\$ -	\$ -	\$ -	\$ -	\$ 149,250.00
\$ -	\$ -	\$ -	\$ -	\$ -	\$ -	\$ 149,250.00
\$ -	\$ -	\$ -	\$ -	\$ -	\$ -	\$ -
\$ -	\$ -	\$ -	\$ -	\$ -	\$ -	\$ -
\$ -	\$ -	\$ -	\$ -	\$ -	\$ -	\$ -
\$ -	\$ -	\$ -	\$ -	\$ -	\$ -	\$ 149,250.00
\$ -	\$ -	\$ -	\$ -	\$ -	\$ -	\$ -

SEE ACCOUNTANT'S
COMPILATION LETTER

CERTIFICATE OF EXCISE BOARD

STATE OF OKLAHOMA, COUNTY OF MAJOR

We, the members of the Excise Board of said County and State, do hereby certify that we have examined the foregoing estimates of proposed current expenses for the ensuing fiscal year as filed with the Governing Board of Cleo Springs Oklahoma, and those directly under, or in contractual relationship with, the Governing Board of Cleo Springs Oklahoma; we have ascertained from the Financial Statements submitted therewith the amount of Surplus Balances of Cash on Hand; we have considered the uncollected ad valorem taxes of the previous year or years; and we have ascertained that the probable Income estimated to be collected from all sources other than ad valorem taxation may reasonably be expected as a revenue for the ensuing fiscal year, and that the same does not exceed 90% of the actual collection from such sources for the previous fiscal year.

In so doing, we have diligently performed the duties imposed upon the Excise Board by 68 O.S. 1991 Section 3007, (1) ascertaining that the financial statements, as to statistics therein contained reflect the true fiscal condition at the close of the fiscal year, or caused the same to be corrected so to show; (2) struck from the estimate of needs so submitted any items not authorized by law and reduced to the sum authorized by law any items restricted by statute as to the amount lawfully expendable therefore; (3) supplemented such estimate, after proper publication, by an estimate of needs prepared by this Excise Board to make provision for mandatory governmental functions where the estimate submitted wholly failed or was deemed inadequate to fulfill the mandate of the Constitutions or of the Legislature; (4) computed the total means available to each fund in the manner provided; and (5) then and only thereafter. -

Accordingly, we have and do hereby appropriate the Surplus Balances of Cash on Hand, and the Revenues and Levies hereinafter set forth for each Fund to the several and specific purposes named in such estimates, by each, to the intent and purpose that CONSTITUTIONAL GOVERNMENTAL FUNCTIONS shall be first assured and provided for, and subsequently to provide for Legislative Governmental Functions insofar as to the available Surpluses, Revenues and Levies will permit; and we have provided also that the Levies are in excess of the amount appropriated to needs after deducting the surplus cash balance on hand, and Estimated Revenues other than tax, by the percentage and amount or reserve for delinquent tax as hereinafter set forth, which we have determined in the manner provided by law.

We further certify that we have examined the within statements of account and estimated needs or requirements of the Governing Board of Cleo Springs Oklahoma, in relation to the Sinking Fund or Funds thereof, and after finding the same correct or having caused the same to be corrected pursuant to 68 O. S. 1991 Section 3009, have approved the requirements therefor to fulfill the conditions of Section 26 and 28 of Article 10, Oklahoma Constitution, and have made and certified a tax levy therefor to the extent of the excess of said total requirements over the total of items 2, 3, 6, and 12 of Exhibit "Y" (Page 2) and any other legal deduction, including a reserve of 10 % for delinquent taxes.

CERTIFICATE OF EXCISE BOARD
ESTIMATE OF NEEDS FOR 2017-2018

Page 2

EXHIBIT "Y"			
County Excise Board's Appropriation of Income and Revenue	General Fund	Industrial Bonds	Sinking Fund (Exc. Homesteads)
Appropriation Approved & Provision Made	\$ 169,115.25	\$ -	\$ -
Appropriation of Revenues	\$ -	\$ -	\$ -
Excess of Assets Over Liabilities	\$ 103,115.25	\$ -	\$ -
Unclaimed Protest Tax Refunds	\$ -	\$ -	\$ -
Miscellaneous Estimated Revenues	\$ 66,000.00	\$ -	\$ -
Est. Value of Surplus Tax in Process	\$ -	\$ -	\$ -
Sinking Fund Contributions	\$ -	\$ -	\$ -
Surplus Building Fund Cash	\$ -	\$ -	\$ -
Total Other Than 2016 Tax	\$ 169,115.25	\$ -	\$ -
Balance Required	\$ -	\$ -	\$ -
Add 10% for Delinquency	\$ -	\$ -	\$ -
Total Required for 2016 Tax	\$ -	\$ -	\$ -
Rate of Levy Required and Certified (in Mills)	0.00	0.00	0.00

We further certify that the net assessed valuation of the Property, subject to ad valorem taxes, after the amount of all Homestead deducted in the said County as finally equalized and certified by the State Board of Equalization for the current year 2017-2018 is as follows:

VALUATION AND LEVIES EXCLUDING HOMESTEADS				
County	Real	Personal	Public Service	Total
Total Valuation,	\$ 684,540.00	\$ 47,563.00	\$ 215,545.00	\$ 947,648.00

and that the assessed valuations herein certified have been used in computing the rates of mill levies and the proceeds thereof appropriated as aforesaid; and that having ascertained as aforesaid, the aggregate amount to be raised by ad valorem taxation, we hereupon made the levies therefor as provided by law as follows:

General 0.00 Mills; Industrial Bonds 0.00 Mills; Sinking Fund 0.00 Mills; Sub-Total 0.00 Mills;

and we do hereby order the above levies to be certified forthwith by the Secretary of this Board to the County Assessor of said Assessor may immediately extend said levies upon the Tax Rolls for the year 2018 without regard to any protest that may be filed again any levies, as required by 68 O. S. 1991, Section 2869

Dated at Fairview, Oklahoma, this 23 day of October, 2017.

[Signature]
Excise Board Member
[Signature]
Excise Board Member

[Signature]
Excise Board Chairman
[Signature]
Excise Board Secretary



MAJOR COUNTY, 44
STATISTICAL DATA
FISCAL YEAR 2017-2018

Total Valuation

Total Gross Valuation Real Property	\$	771,532.00
Total Homestead Exemption	\$	86,992.00
Total Real Property	\$	684,540.00
Total Personal Property	\$	47,563.00
Total Public Service Property	\$	215,545.00
Total Valuation of Property	\$	947,648.00

SEE ACCOUNTANT'S
COMPILATION LETTER