

STATISTICAL AUDIT

**OKLAHOMA HORSE RACING COMMISSION
STATISTICAL REPORT OF GAMING
OPERATIONS - WILL ROGERS DOWNS AND
REMINGTON PARK**

March 2012



*Independently serving the citizens of
Oklahoma by promoting the
accountability and fiscal integrity of
governmental funds.*



Oklahoma State
Auditor & Inspector
Gary A. Jones, CPA, CFE

**OKLAHOMA HORSE RACING COMMISSION
STATISTICAL REPORT OF GAMING OPERATIONS
WILL ROGERS DOWNS AND REMINGTON PARK
MARCH 2012**

This publication, issued by the Oklahoma State Auditor and Inspector's Office as authorized by 74 O.S. § 212, has not been printed, but is available on the agency's website (www.sai.ok.gov) and in the Oklahoma Department of Libraries Publications Clearinghouse Digital Collection, pursuant to 74 O.S. § 3105.B.



Oklahoma State Auditor & Inspector

2300 N. Lincoln Blvd. • State Capitol, Room 100 • Oklahoma City, OK 73105 • Phone: 405.521.3495 • Fax: 405.521.3426

April 13, 2012

**TO THE MEMBERS OF THE OKLAHOMA
HORSE RACING COMMISSION**

Transmitted herewith is the Statistical Report of Gaming Operations for Will Rogers Downs and Remington Park for the month of March 2012. The report is the result of our monitoring and data accumulation in accordance with the State Auditor and Inspector's contract with the Oklahoma Horse Racing Commission.

The goal of the State Auditor and Inspector is to promote accountability and fiscal integrity in state and local government. Maintaining our independence as we provide this service to the taxpayers of Oklahoma is of utmost importance.

We wish to take this opportunity to express our appreciation for the assistance and cooperation extended to our Office during our engagement.

Sincerely,

A handwritten signature in blue ink that reads "Gary A. Jones".

GARY A. JONES, CPA, CFE
OKLAHOMA STATE AUDITOR & INSPECTOR

**OKLAHOMA HORSE RACING COMMISSION
STATISTICAL REPORT OF GAMING OPERATIONS
WILL ROGERS DOWNS AND REMINGTON PARK
FOR THE MONTH OF MARCH 2012**

TABLE OF CONTENTS

	<u>PAGE</u>
STATE AUDITOR AND INSPECTOR LETTER	4
STATISTICAL REPORT OF GAMING OPERATIONS	5



Oklahoma State Auditor & Inspector

2300 N. Lincoln Blvd. • State Capitol, Room 100 • Oklahoma City, OK 73105 • Phone: 405.521.3495 • Fax: 405.521.3426

TO THE MEMBERS OF THE OKLAHOMA HORSE RACING COMMISSION

We compiled the information presented in this report from the statistical data obtained from the gaming vendors and licensees located at Will Rogers Downs and Remington Park for the month of March 2012.

We were not engaged to perform an audit in accordance with generally accepted auditing standards, the objective of which would be the expression of an opinion on specified elements or accounts. Accordingly, we do not express such an opinion. This report relates only to the procedures specified above and does not extend to any financial statements of the racetracks or racinos taken as a whole.

In planning and performing these procedures, we considered the internal control structure of the gaming departments; however, our procedures were substantially less in scope than the procedures we would have applied if we had been engaged to express an opinion on the internal controls. Accordingly, we do not express an opinion on their internal control structure.

Sincerely,

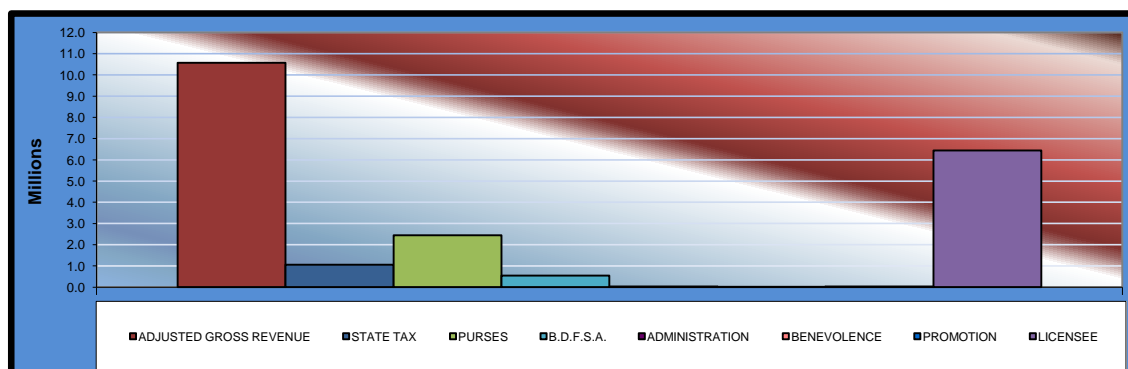
A handwritten signature in blue ink, reading 'Gary A. Jones', is written over a white background.

GARY A. JONES, CPA, CFE
OKLAHOMA STATE AUDITOR & INSPECTOR

April 13, 2012

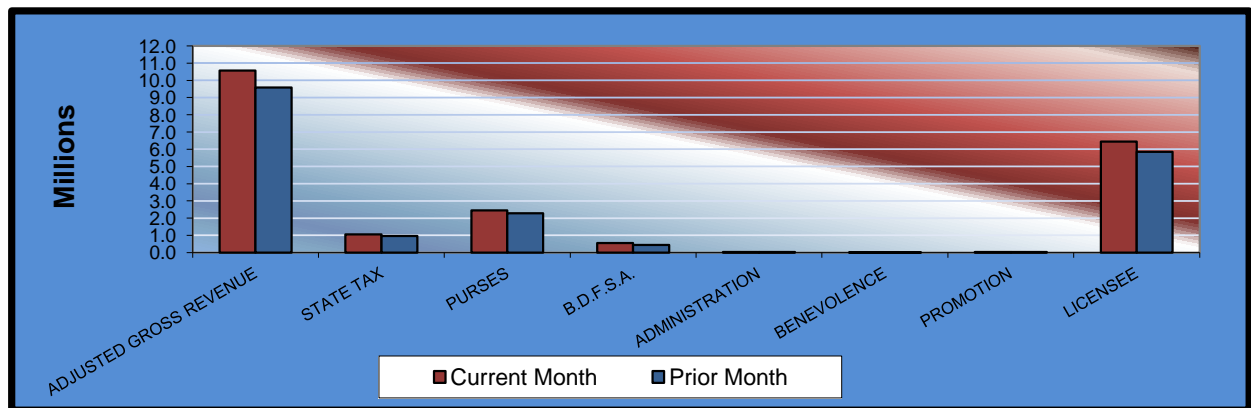
**OKLAHOMA STATE AUDITOR & INSPECTOR
GAMING AT OKLAHOMA HORSE RACING TRACKS
MARCH 2012**

	<u>TOTAL</u>	<u>WILL ROGERS DOWNS</u>	<u>REMINGTON PARK</u>
Gaming Days This Month	62	31	31
Opening Date		12/09/05	11/21/05
Adjusted Gross Revenue	<u>\$10,569,572.23</u>	<u>\$1,943,986.06</u>	<u>\$8,625,586.17</u>
State Tax			
Higher Education Trust Fund	126,834.86	23,327.83	103,507.03
Education Reform	930,122.35	171,070.77	759,051.58
Purse Fund			
<u>Purses</u>			
Thoroughbred	1,240,009.63	211,408.48	1,028,601.15
Quarterhorse	1,072,710.98	193,548.11	879,162.87
Paint & Appaloosa	136,010.01	21,505.35	114,504.66
Breeding Development Fund			
<u>Special Account</u>			
Thoroughbred	258,405.65	25,514.82	232,890.83
Quarterhorse	275,862.77	19,682.86	256,179.91
Paint & Appaloosa	13,831.52	2,186.98	11,644.54
<u>Administration</u>			
Thoroughbred	15,368.36	2,429.98	12,938.38
Quarterhorse	13,831.52	2,186.98	11,644.54
Paint & Appaloosa	1,536.85	243.01	1,293.84
<u>Benevolence</u>			
Thoroughbred	7,684.18	1,214.99	6,469.19
Quarterhorse	6,915.76	1,093.49	5,822.27
Paint & Appaloosa	768.42	121.50	646.92
<u>Promotions</u>			
Thoroughbred	15,368.36	2,429.98	12,938.38
Quarterhorse	13,831.52	2,186.98	11,644.54
Paint & Appaloosa	1,536.85	243.01	1,293.84
Licensee	<u>\$6,438,942.64</u>	<u>\$1,263,590.94</u>	<u>\$5,175,351.70</u>



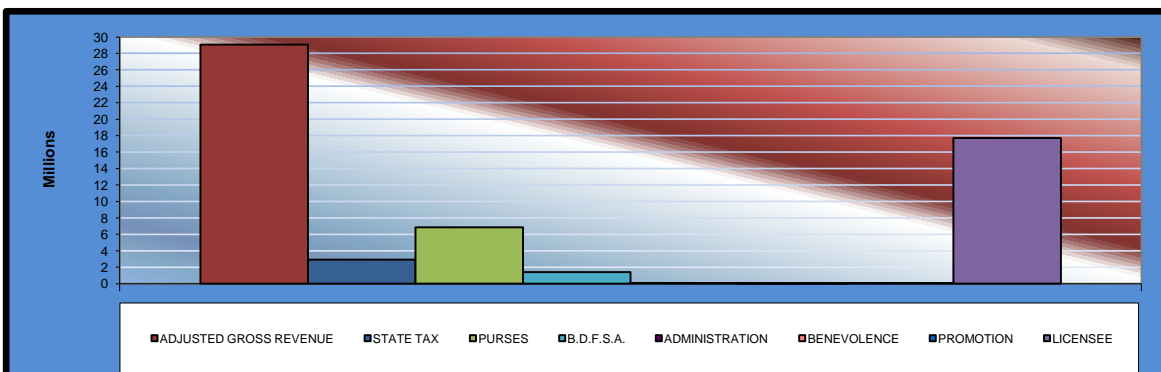
**OKLAHOMA STATE AUDITOR & INSPECTOR
GAMING AT OKLAHOMA HORSE RACING TRACKS
MARCH 2012**

	<u>TOTAL</u>	<u>PRIOR MONTH</u>	<u>% CHANGE</u>	<u>PRIOR YEAR</u>	<u>% CHANGE</u>
Gaming Days	62	58	6.90%	62	0.00%
Opening Date					
Adjusted Gross Revenue	\$10,569,572.23	\$9,580,526.52	10.32%	\$9,863,293.16	7.16%
State Tax					
Higher Education Trust Fund	126,834.86	114,966.32	10.32%	118,359.52	7.16%
Education Reform	930,122.35	843,086.33	10.32%	867,969.80	7.16%
Purse Fund					
<u>Purses</u>					
Thoroughbred	1,240,009.63	1,157,639.18	7.12%	1,191,133.15	4.10%
Quarterhorse	1,072,710.98	992,929.13	8.03%	1,022,038.68	4.96%
Paint & Appaloosa	136,010.01	123,058.72	10.52%	126,589.01	7.44%
Breeding Development Fund					
<u>Special Account</u>					
Thoroughbred	258,405.65	198,092.49	30.45%	203,491.37	26.99%
Quarterhorse	275,862.77	227,229.38	21.40%	233,123.39	18.33%
Paint & Appaloosa	13,831.52	12,514.44	10.52%	12,873.47	7.44%
<u>Administration</u>					
Thoroughbred	15,368.36	13,904.94	10.52%	14,303.84	7.44%
Quarterhorse	13,831.52	12,514.44	10.52%	12,873.46	7.44%
Paint & Appaloosa	1,536.85	1,390.51	10.52%	1,430.39	7.44%
<u>Benevolence</u>					
Thoroughbred	7,684.18	6,952.47	10.52%	7,151.93	7.44%
Quarterhorse	6,915.76	6,257.22	10.52%	6,436.72	7.44%
Paint & Appaloosa	768.42	695.24	10.53%	715.18	7.44%
<u>Promotions</u>					
Thoroughbred	15,368.36	13,904.94	10.52%	14,303.84	7.44%
Quarterhorse	13,831.52	12,514.44	10.52%	12,873.46	7.44%
Paint & Appaloosa	1,536.85	1,390.51	10.52%	1,430.39	7.44%
Licensee	\$6,438,942.64	\$5,841,485.82	10.23%	\$6,016,195.56	7.03%



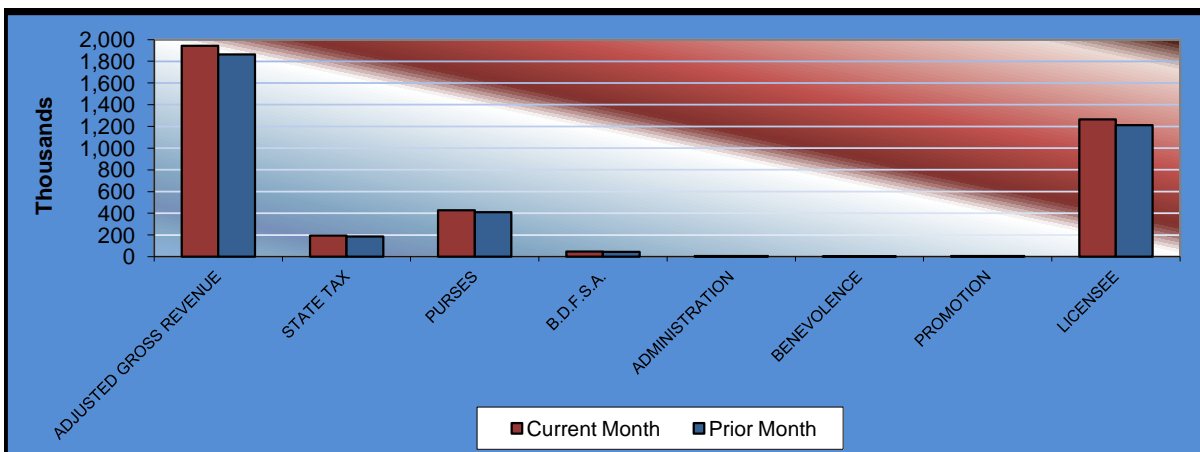
**OKLAHOMA STATE AUDITOR & INSPECTOR
GAMING AT OKLAHOMA HORSE RACING TRACKS
MARCH 2012**

	<u>TOTAL</u>	<u>WILL ROGERS DOWNS</u>	<u>REMINGTON PARK</u>
Gaming Days This Year	182	91	91
Opening Date		12/09/05	11/21/05
Adjusted Gross Revenue	<u>\$29,058,450.87</u>	<u>\$5,611,624.69</u>	<u>\$23,446,826.18</u>
State Tax			
Higher Education Trust Fund	348,701.41	67,339.50	281,361.91
Education Reform	2,557,143.67	493,822.97	2,063,320.70
Purse Fund			
<u>Purses</u>			
Thoroughbred	3,472,993.78	610,264.18	2,862,729.60
Quarterhorse	2,988,542.48	558,707.38	2,429,835.10
Paint & Appaloosa	373,335.22	62,078.60	311,256.62
Breeding Development Fund			
<u>Special Account</u>			
Thoroughbred	640,021.31	73,652.58	566,368.73
Quarterhorse	713,171.09	56,817.70	656,353.39
Paint & Appaloosa	37,966.28	6,313.07	31,653.21
<u>Administration</u>			
Thoroughbred	42,184.77	7,014.53	35,170.24
Quarterhorse	37,966.28	6,313.07	31,653.21
Paint & Appaloosa	4,218.51	701.47	3,517.04
<u>Benevolence</u>			
Thoroughbred	21,092.38	3,507.26	17,585.12
Quarterhorse	18,983.15	3,156.54	15,826.61
Paint & Appaloosa	2,109.24	350.73	1,758.51
<u>Promotions</u>			
Thoroughbred	42,184.77	7,014.53	35,170.24
Quarterhorse	37,966.28	6,313.07	31,653.21
Paint & Appaloosa	4,218.51	701.47	3,517.04
Licensee	\$17,715,651.74	\$3,647,556.04	\$14,068,095.70



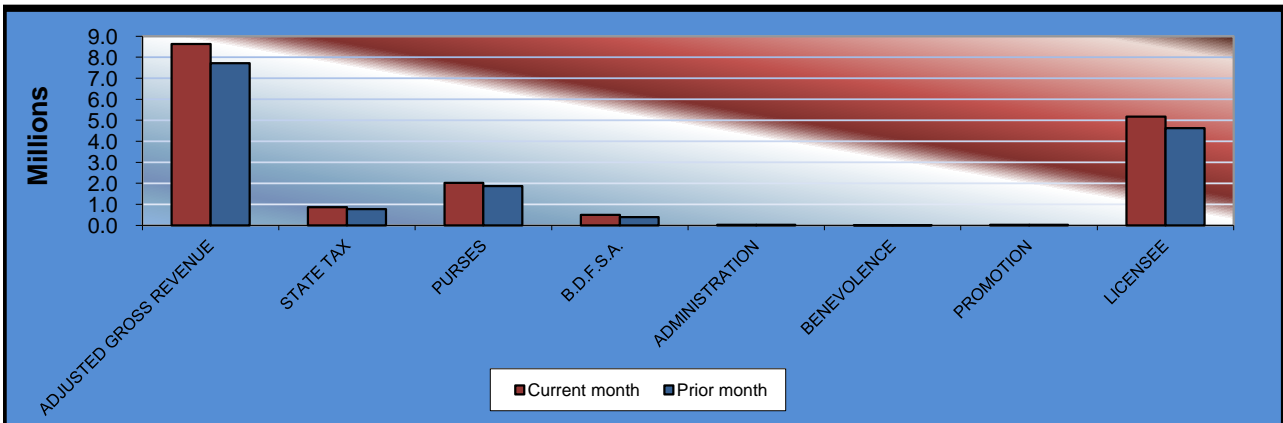
**OKLAHOMA STATE AUDITOR & INSPECTOR
GAMING AT OKLAHOMA HORSE RACING TRACKS
MARCH 2012**

<u>Will Rogers Downs</u>	<u>CURRENT MONTH</u>	<u>PRIOR MONTH</u>	<u>% CHANGE</u>	<u>MARCH 2011</u>	<u>% CHANGE</u>
Gaming Days	31	29	6.90%	31	0.00%
Opening Date	12/09/05				
Adjusted Gross Revenue	\$1,943,986.06	\$1,863,398.17	4.32%	\$1,966,843.36	-1.16%
State Tax					
Higher Education Trust Fund	23,327.83	22,360.78	4.32%	23,602.12	-1.16%
Education Reform	171,070.77	163,979.04	4.32%	173,082.22	-1.16%
Purse Fund					
<u>Purses</u>					
Thoroughbred	211,408.48	202,644.55	4.32%	213,947.49	-1.19%
Quarterhorse	193,548.11	185,524.58	4.32%	195,872.62	-1.19%
Paint & Appaloosa	21,505.35	20,613.84	4.32%	21,763.64	-1.19%
Breeding Development Fund					
<u>Special Account</u>					
Thoroughbred	25,514.82	24,457.10	4.32%	25,821.25	-1.19%
Quarterhorse	19,682.86	18,866.91	4.32%	19,919.25	-1.19%
Paint & Appaloosa	2,186.98	2,096.32	4.32%	2,213.25	-1.19%
<u>Administration</u>					
Thoroughbred	2,429.98	2,329.25	4.32%	2,459.17	-1.19%
Quarterhorse	2,186.98	2,096.32	4.32%	2,213.25	-1.19%
Paint & Appaloosa	243.01	232.93	4.33%	245.92	-1.18%
<u>Benevolence</u>					
Thoroughbred	1,214.99	1,164.62	4.33%	1,229.59	-1.19%
Quarterhorse	1,093.49	1,048.16	4.32%	1,106.62	-1.19%
Paint & Appaloosa	121.50	116.46	4.33%	122.95	-1.18%
<u>Promotions</u>					
Thoroughbred	2,429.98	2,329.25	4.32%	2,459.17	-1.19%
Quarterhorse	2,186.98	2,096.32	4.32%	2,213.25	-1.19%
Paint & Appaloosa	243.01	232.93	4.33%	245.92	-1.18%
Licensee	\$1,263,590.94	\$1,211,208.81	4.32%	\$1,278,325.68	-1.15%



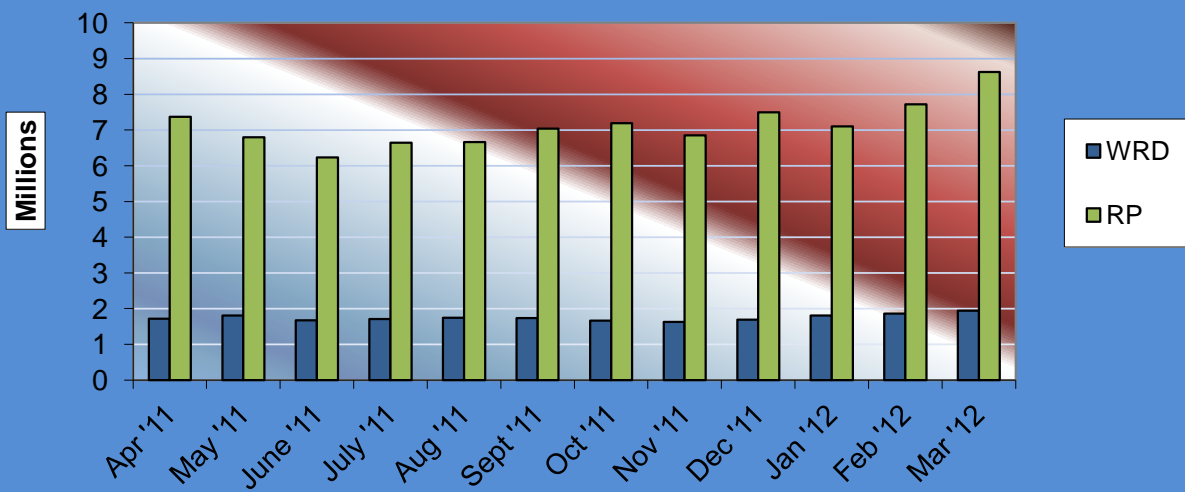
**OKLAHOMA STATE AUDITOR & INSPECTOR
GAMING AT OKLAHOMA HORSE RACING TRACKS
MARCH 2012**

<u>Remington Park</u>	<u>CURRENT MONTH</u>	<u>PRIOR MONTH</u>	<u>% CHANGE</u>	<u>MARCH 2011</u>	<u>% CHANGE</u>
Gaming Days	31	29	6.90%	31	0.00%
Opening Date	11/21/05				
Adjusted Gross Revenue	\$8,625,586.17	\$7,717,128.35	11.77%	\$7,896,449.80	9.23%
State Tax					
Higher Education Trust Fund	103,507.03	92,605.54	11.77%	94,757.40	9.23%
Education Reform	759,051.58	679,107.29	11.77%	694,887.58	9.23%
Purse Fund					
<u>Purses</u>					
Thoroughbred	1,028,601.15	954,994.63	7.71%	977,185.66	5.26%
Quarterhorse	879,162.87	807,404.55	8.89%	826,166.06	6.41%
Paint & Appaloosa	114,504.66	102,444.88	11.77%	104,825.37	9.23%
Breeding Development Fund					
<u>Special Account</u>					
Thoroughbred	232,890.83	173,635.39	34.13%	177,670.12	31.08%
Quarterhorse	256,179.91	208,362.47	22.95%	213,204.14	20.16%
Paint & Appaloosa	11,644.54	10,418.12	11.77%	10,660.22	9.23%
<u>Administration</u>					
Thoroughbred	12,938.38	11,575.69	11.77%	11,844.67	9.23%
Quarterhorse	11,644.54	10,418.12	11.77%	10,660.21	9.23%
Paint & Appaloosa	1,293.84	1,157.58	11.77%	1,184.47	9.23%
<u>Benevolence</u>					
Thoroughbred	6,469.19	5,787.85	11.77%	5,922.34	9.23%
Quarterhorse	5,822.27	5,209.06	11.77%	5,330.10	9.23%
Paint & Appaloosa	646.92	578.78	11.77%	592.23	9.23%
<u>Promotions</u>					
Thoroughbred	12,938.38	11,575.69	11.77%	11,844.67	9.23%
Quarterhorse	11,644.54	10,418.12	11.77%	10,660.21	9.23%
Paint & Appaloosa	1,293.84	1,157.58	11.77%	1,184.47	9.23%
Licensee	\$5,175,351.70	\$4,630,277.01	11.77%	\$4,737,869.88	9.23%



**OKLAHOMA STATE AUDITOR & INSPECTOR
GAMING AT OKLAHOMA HORSE RACING TRACKS
MARCH 2012**

**ADJUSTED GROSS REVENUE
PREVIOUS TWELVE MONTHS**





OFFICE OF THE STATE AUDITOR AND INSPECTOR

2300 N. LINCOLN BOULEVARD, ROOM 100

OKLAHOMA CITY, OK 73105-4896

WWW.SAI.OK.GOV