

CONTRACT AUDIT

**OKLAHOMA HORSE RACING COMMISSION
AUDIT REPORT OF GAMING OPERATIONS
WILL ROGERS DOWNS AND
REMINGTON PARK**

March 2018



*Independently serving the citizens of
Oklahoma by promoting the
accountability and fiscal integrity of
governmental funds.*



Oklahoma State
Auditor & Inspector
Gary A. Jones, CPA, CFE

**OKLAHOMA HORSE RACING COMMISSION
AUDIT REPORT OF GAMING OPERATIONS
WILL ROGERS DOWNS AND REMINGTON PARK
MARCH 2018**

This publication, issued by the Oklahoma State Auditor and Inspector's Office as authorized by 74 O.S. § 212, has not been printed, but is available on the agency's website (www.sai.ok.gov) and in the Oklahoma Department of Libraries Publications Clearinghouse Digital Collection (<http://digitalprairie.ok.gov/cdm/search/collection/audits/>) pursuant to 65 O.S. § 3-114.



Oklahoma State Auditor & Inspector

2300 N. Lincoln Blvd. • State Capitol, Room 100 • Oklahoma City, OK 73105 • Phone: 405.521.3495 • Fax: 405.521.3426

April 16, 2018

**TO THE MEMBERS OF THE OKLAHOMA
HORSE RACING COMMISSION**

Transmitted herewith is the Audit Report of Gaming Operations for Will Rogers Downs and Remington Park for the month of March 2018. The report is the result of our monitoring and data accumulation in accordance with the State Auditor and Inspector's contract with the Oklahoma Horse Racing Commission (OHRC) and Title 3A of the Oklahoma Statutes for Gaming.

The goal of the State Auditor and Inspector is to promote accountability and fiscal integrity in state and local government. Maintaining our independence as we provide this service to the taxpayers of Oklahoma is of utmost importance.

We wish to take this opportunity to express our appreciation for the assistance and cooperation extended to our Office during our engagement.

Sincerely,

A handwritten signature in blue ink that reads "Gary A. Jones".

GARY A. JONES, CPA, CFE
OKLAHOMA STATE AUDITOR & INSPECTOR

**OKLAHOMA HORSE RACING COMMISSION
Audit Report of Gaming Operations
Will Rogers Downs and Remington Park
For the Month of March 2018**

TABLE OF CONTENTS

	<u>PAGE</u>
STATE AUDITOR AND INSPECTOR LETTER	4
TOTAL GAMING REVENUE	5
COMPARISON OF PRIOR MONTH AND PRIOR YEAR	6
YEAR TO DATE GAMING TOTALS.....	7
WILL ROGERS DOWNS REVENUE.....	8
REMINGTON PARK REVENUE.....	9
PRIOR TWELVE MONTH GRAPH.....	10



Oklahoma State Auditor & Inspector

2300 N. Lincoln Blvd. • State Capitol, Room 100 • Oklahoma City, OK 73105 • Phone: 405.521.3495 • Fax: 405.521.3426

TO THE MEMBERS OF THE OKLAHOMA HORSE RACING COMMISSION

We performed an audit in accordance with the OHRC Gaming Contract and Title 3A of the Oklahoma Statutes for Gaming. The information presented in this report is derived from gaming data obtained from the gaming vendors and licensees located at Will Rogers Downs and Remington Park for the month of March 2018.

Because our procedures do not constitute an audit conducted in accordance with generally accepted auditing standards, we do not express such an opinion on the information. This report relates only to this information and does not extend to any financial statements of the racetracks or racinos.

In planning and performing these procedures, we considered the internal control structure of the gaming departments; however, our procedures were substantially less in scope than the procedures we would have applied if we had been engaged to express an opinion on the internal controls. Accordingly, we do not express an opinion on their internal control structure.

Sincerely,

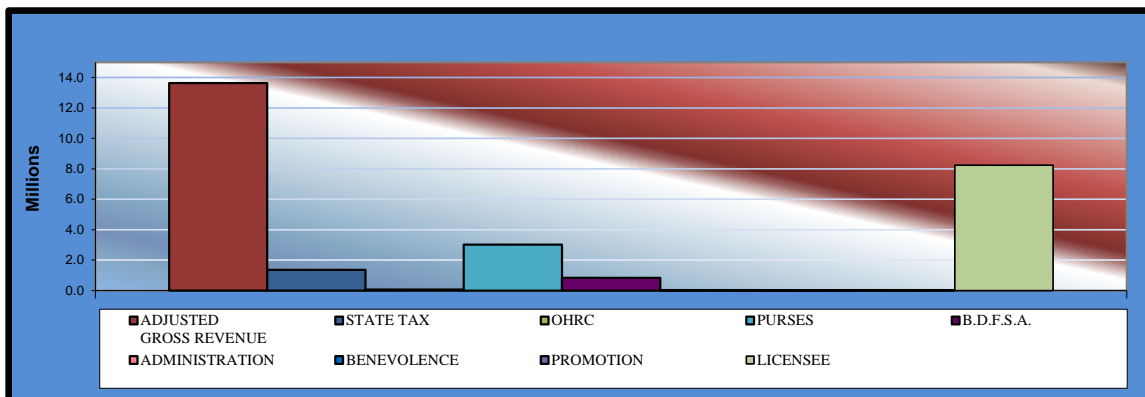
A handwritten signature in blue ink that reads "Gary A. Jones".

GARY A. JONES, CPA, CFE
OKLAHOMA STATE AUDITOR & INSPECTOR

April 16, 2018

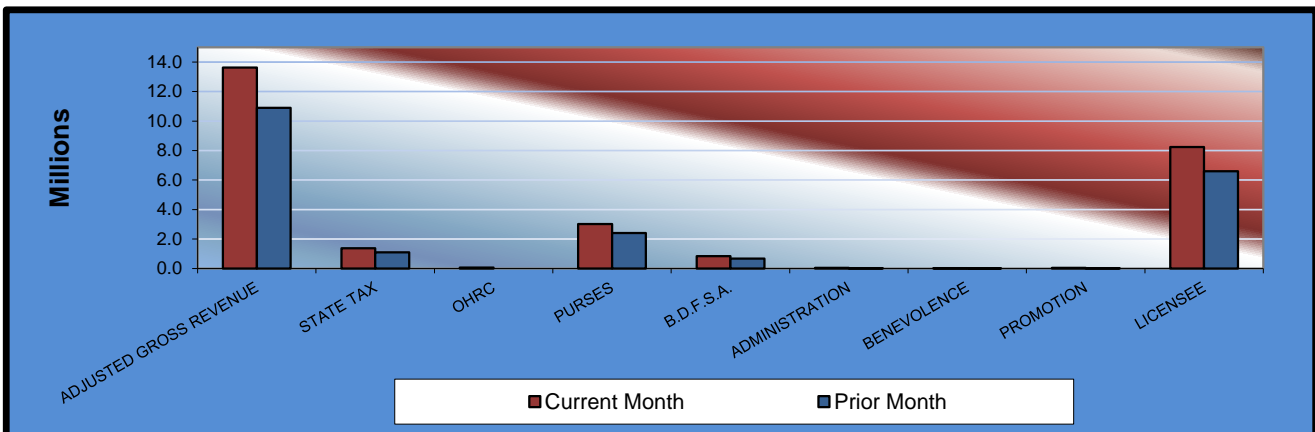
Gaming at Oklahoma Horse Racing Tracks Will Rogers Downs and Remington Park Total Gaming Revenue March 2018

	<u>TOTAL</u>	<u>WILL ROGERS DOWNS</u>	<u>REMINGTON PARK</u>
Gaming Days This Month	62	31	31
Adjusted Gross Revenue	<u>\$13,627,001.56</u>	<u>\$2,118,617.42</u>	<u>\$11,508,384.14</u>
State Tax			
General Revenue Fund	163,944.45	25,423.40	138,521.05
Education Reform	1,202,259.31	186,438.32	1,015,820.99
Oklahoma Horse Racing Commission	68,135.00	10,593.04	57,541.96
Purse Fund			
<u>Purses</u>			
Thoroughbred	1,554,796.55	228,095.65	1,326,700.90
Quarterhorse	1,295,008.37	208,825.50	1,086,182.87
Paint & Appaloosa	164,432.28	23,202.83	141,229.45
<u>Breeding Development Fund</u>			
<u>Special Account</u>			
Thoroughbred	369,903.22	27,528.79	342,374.43
Quarterhorse	437,221.42	21,236.49	415,984.93
Paint & Appaloosa	28,037.69	2,359.61	25,678.08
<u>Administration</u>			
Thoroughbred	19,740.52	2,621.80	17,118.72
Quarterhorse	17,766.45	2,359.60	15,406.85
Paint & Appaloosa	1,974.05	262.18	1,711.87
<u>Benevolence</u>			
Thoroughbred	9,870.26	1,310.90	8,559.36
Quarterhorse	8,883.28	1,179.86	7,703.42
Paint & Appaloosa	987.03	131.09	855.94
<u>Promotions</u>			
Thoroughbred	19,740.52	2,621.80	17,118.72
Quarterhorse	17,766.45	2,359.60	15,406.85
Paint & Appaloosa	1,974.05	262.18	1,711.87
Licensee	\$8,244,560.66	\$1,371,804.78	\$6,872,755.88



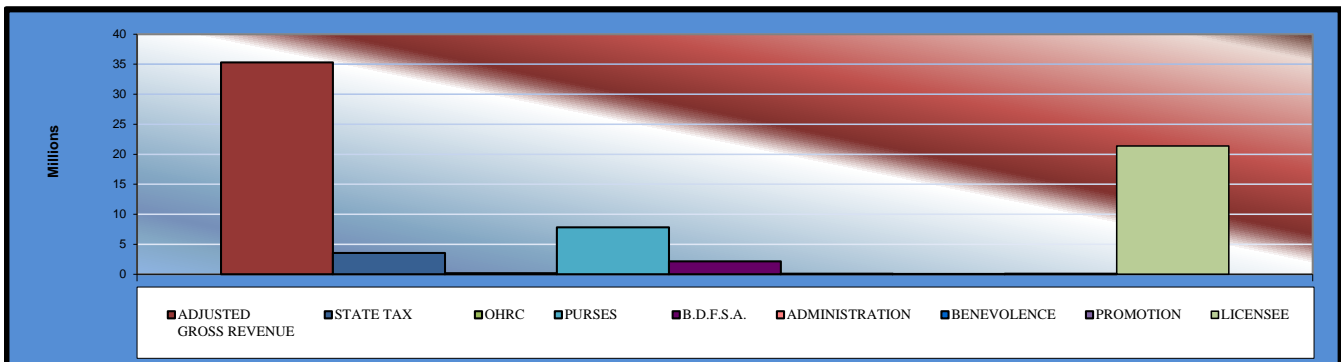
Gaming at Oklahoma Horse Racing Tracks Will Rogers Downs and Remington Park Comparison of Prior Month and Prior Year March 2018

	<u>TOTAL</u>	<u>PRIOR MONTH</u>	<u>% CHANGE</u>	<u>MARCH 2017</u>	<u>% CHANGE</u>
Gaming Days	62	56	10.71%	62	0.00%
Adjusted Gross Revenue	\$13,627,001.56	\$10,897,692.04	25.04%	\$10,633,059.42	28.16%
State Tax					
General Revenue Fund	163,944.45	130,772.31	25.37%	127,596.71	28.49%
Education Reform	1,202,259.31	958,996.91	25.37%	935,709.22	28.49%
Oklahoma Horse Racing Commission					
	68,135.00	54,488.45	25.04%	0.00	100.00%
Purse Fund					
<u>Purses</u>					
Thoroughbred	1,554,796.55	1,244,482.58	24.94%	1,222,328.79	27.20%
Quarterhorse	1,295,008.37	1,035,035.72	25.12%	1,020,053.57	26.95%
Paint & Appaloosa	164,432.28	131,687.74	24.87%	129,175.34	27.29%
<u>Breeding Development Fund</u>					
<u>Special Account</u>					
Thoroughbred	369,903.22	298,216.70	24.04%	288,021.95	28.43%
Quarterhorse	437,221.42	353,393.62	23.72%	339,262.08	28.87%
Paint & Appaloosa	28,037.69	22,582.18	24.16%	21,859.73	28.26%
<u>Administration</u>					
Thoroughbred	19,740.52	15,822.55	24.76%	15,490.78	27.43%
Quarterhorse	17,766.45	14,240.30	24.76%	13,941.70	27.43%
Paint & Appaloosa	1,974.05	1,582.25	24.76%	1,549.08	27.43%
<u>Benevolence</u>					
Thoroughbred	9,870.26	7,911.28	24.76%	7,745.39	27.43%
Quarterhorse	8,883.28	7,120.15	24.76%	6,970.86	27.43%
Paint & Appaloosa	987.03	791.13	24.76%	774.54	27.43%
<u>Promotions</u>					
Thoroughbred	19,740.52	15,822.55	24.76%	15,490.78	27.43%
Quarterhorse	17,766.45	14,240.30	24.76%	13,941.70	27.43%
Paint & Appaloosa	1,974.05	1,582.25	24.76%	1,549.08	27.43%
Licensee	\$8,244,560.66	\$6,588,923.07	25.13%	\$6,471,598.12	27.40%



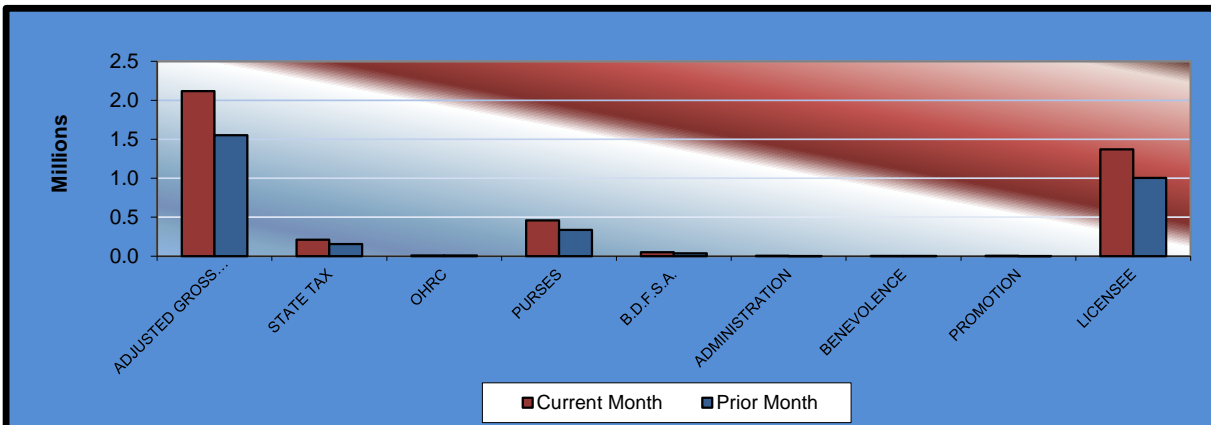
Gaming at Oklahoma Horse Racing Tracks Will Rogers Downs and Remington Park Year to Date Gaming Totals Comparison March 2018

	WILL ROGERS DOWNS	REMINGTON PARK	2018 TOTAL	2017 TOTAL	% CHANGE
Gaming Days This Year	90	90	180	180	0.00%
Adjusted Gross Revenue	<u>\$5,254,260.16</u>	<u>\$30,070,072.51</u>	<u>\$35,324,332.67</u>	<u>\$28,694,145.69</u>	23.11%
State Tax					
General Revenue Fund	63,051.13	361,261.31	424,312.44	344,329.75	23.23%
Education Reform	462,374.89	2,649,249.57	3,111,624.46	2,525,084.81	23.23%
Oklahoma Horse Racing Commission	26,271.26	150,350.39	176,621.65	0.00	100.00%
Purse Fund					
<u>Purses</u>					
Thoroughbred	565,686.78	3,466,515.55	4,032,202.33	3,299,050.02	22.22%
Quarterhorse	517,896.01	2,838,069.83	3,355,965.84	2,653,644.20	26.47%
Paint & Appaloosa	57,544.00	369,016.17	426,560.17	324,746.44	31.35%
<u>Breeding Development Fund</u>					
<u>Special Account</u>					
Thoroughbred	68,272.54	894,584.66	962,857.20	778,374.49	23.70%
Quarterhorse	52,667.39	1,086,920.36	1,139,587.75	1,016,037.82	12.16%
Paint & Appaloosa	5,851.93	67,093.84	72,945.77	82,996.01	-12.11%
<u>Administration</u>					
Thoroughbred	6,502.15	44,729.23	51,231.38	41,819.76	22.51%
Quarterhorse	5,851.92	40,256.31	46,108.23	37,637.77	22.51%
Paint & Appaloosa	650.21	4,472.92	5,123.13	4,181.99	22.50%
<u>Benevolence</u>					
Thoroughbred	3,251.08	22,364.61	25,615.69	20,909.87	22.51%
Quarterhorse	2,926.02	20,128.15	23,054.17	18,818.89	22.51%
Paint & Appaloosa	325.11	2,236.47	2,561.58	2,090.99	22.51%
<u>Promotions</u>					
Thoroughbred	6,502.15	44,729.22	51,231.37	41,819.75	22.51%
Quarterhorse	5,851.92	40,256.31	46,108.23	37,637.77	22.51%
Paint & Appaloosa	650.21	4,472.92	5,123.13	4,181.99	22.50%
Licensee	<u>\$3,402,133.46</u>	<u>\$17,963,364.69</u>	<u>21,365,498.15</u>	<u>\$17,460,783.37</u>	22.36%



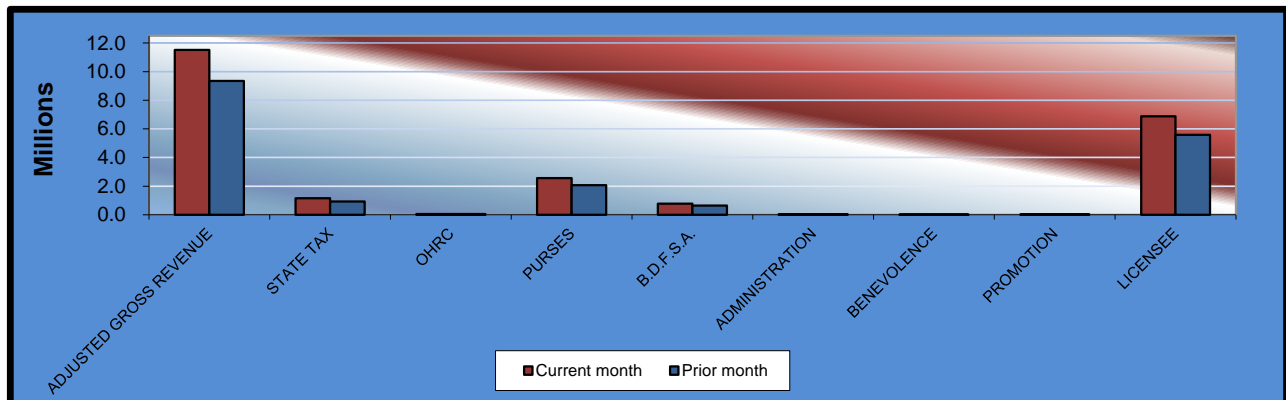
Gaming at Oklahoma Horse Racing Tracks
Will Rogers Downs and Remington Park
Will Rogers Downs Revenue
March 2018

<u>Will Rogers Downs</u>	<u>CURRENT MONTH</u>	<u>PRIOR MONTH</u>	<u>% CHANGE</u>	<u>MARCH 2017</u>	<u>% CHANGE</u>
Gaming Days	31	28	10.71%	31	0.00%
Adjusted Gross Revenue	\$2,118,617.42	\$1,551,041.37	36.59%	\$1,835,249.26	15.44%
State Tax					
General Revenue Fund	25,423.40	18,612.50	36.59%	22,022.99	15.44%
Education Reform	186,438.32	136,491.65	36.59%	161,501.93	15.44%
Oklahoma Horse Racing Commission	10,593.04	7,755.21	36.59%	0.00	100.00%
Purse Fund					
<u>Purses</u>					
Thoroughbred	228,095.65	166,988.99	36.59%	199,583.36	14.29%
Quarterhorse	208,825.50	152,881.30	36.59%	182,721.99	14.29%
Paint & Appaloosa	23,202.83	16,986.81	36.59%	20,302.44	14.29%
Breeding Development Fund					
<u>Special Account</u>					
Thoroughbred	27,528.79	20,153.84	36.59%	24,087.65	14.29%
Quarterhorse	21,236.49	15,547.25	36.59%	18,581.90	14.29%
Paint & Appaloosa	2,359.61	1,727.47	36.59%	2,064.66	14.29%
<u>Administration</u>					
Thoroughbred	2,621.80	1,919.41	36.59%	2,294.06	14.29%
Quarterhorse	2,359.60	1,727.47	36.59%	2,064.66	14.29%
Paint & Appaloosa	262.18	191.94	36.59%	229.41	14.28%
<u>Benevolence</u>					
Thoroughbred	1,310.90	959.71	36.59%	1,147.03	14.29%
Quarterhorse	1,179.86	863.74	36.60%	1,032.33	14.29%
Paint & Appaloosa	131.09	95.97	36.59%	114.70	14.29%
<u>Promotions</u>					
Thoroughbred	2,621.80	1,919.41	36.59%	2,294.06	14.29%
Quarterhorse	2,359.60	1,727.47	36.59%	2,064.66	14.29%
Paint & Appaloosa	262.18	191.94	36.59%	229.41	14.28%
Licensee	\$1,371,804.78	\$1,004,299.29	36.59%	\$1,192,912.02	15.00%

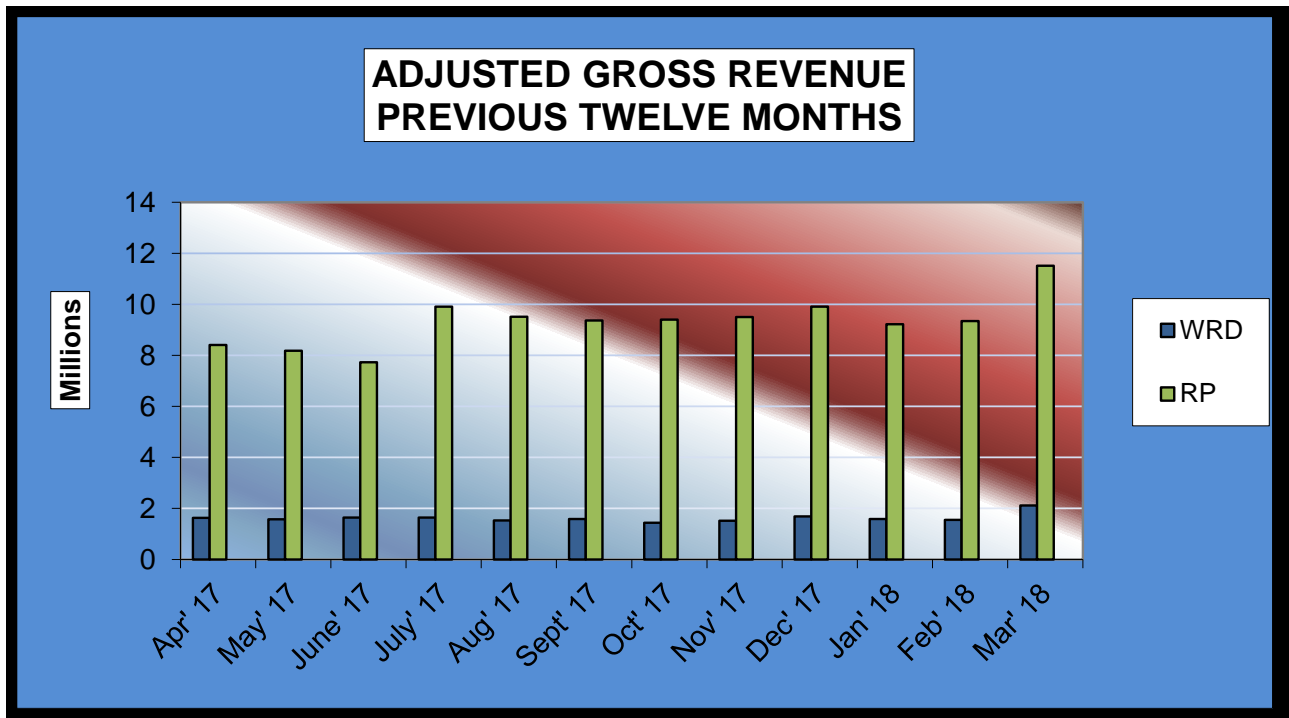


Gaming at Oklahoma Horse Racing Tracks Will Rogers Downs and Remington Park Remington Park Revenue March 2018

<u>Remington Park</u>	<u>CURRENT MONTH</u>	<u>PRIOR MONTH</u>	<u>% CHANGE</u>	<u>MARCH 2017</u>	<u>% CHANGE</u>
Gaming Days	31	28	10.71%	31	0.00%
Adjusted Gross Revenue	\$11,508,384.14	\$9,346,650.67	23.13%	\$8,797,810.16	30.81%
State Tax					
General Revenue Fund	138,521.05	112,159.81	23.50%	105,573.72	31.21%
Education Reform	1,015,820.99	822,505.26	23.50%	774,207.29	31.21%
Oklahoma Horse Racing Commission	57,541.96	46,733.24	23.13%	0.00	100.00%
Purse Fund					
<u>Purses</u>					
Thoroughbred	1,326,700.90	1,077,493.59	23.13%	1,022,745.43	29.72%
Quarterhorse	1,086,182.87	882,154.42	23.13%	837,331.58	29.72%
Paint & Appaloosa	141,229.45	114,700.93	23.13%	108,872.90	29.72%
Breeding Development Fund					
<u>Special Account</u>					
Thoroughbred	342,374.43	278,062.86	23.13%	263,934.30	29.72%
Quarterhorse	415,984.93	337,846.37	23.13%	320,680.18	29.72%
Paint & Appaloosa	25,678.08	20,854.71	23.13%	19,795.07	29.72%
<u>Administration</u>					
Thoroughbred	17,118.72	13,903.14	23.13%	13,196.72	29.72%
Quarterhorse	15,406.85	12,512.83	23.13%	11,877.04	29.72%
Paint & Appaloosa	1,711.87	1,390.31	23.13%	1,319.67	29.72%
<u>Benevolence</u>					
Thoroughbred	8,559.36	6,951.57	23.13%	6,598.36	29.72%
Quarterhorse	7,703.42	6,256.41	23.13%	5,938.53	29.72%
Paint & Appaloosa	855.94	695.16	23.13%	659.84	29.72%
<u>Promotions</u>					
Thoroughbred	17,118.72	13,903.14	23.13%	13,196.72	29.72%
Quarterhorse	15,406.85	12,512.83	23.13%	11,877.04	29.72%
Paint & Appaloosa	1,711.87	1,390.31	23.13%	1,319.67	29.72%
Licensee	\$6,872,755.88	\$5,584,623.78	23.07%	\$5,278,686.10	30.20%



**Gaming at Oklahoma Horse Racing Tracks
Will Rogers Downs and Remington Park
Prior Twelve Month Graph
March 2018**





OFFICE OF THE STATE AUDITOR & INSPECTOR
2300 N. LINCOLN BOULEVARD, ROOM 100
OKLAHOMA CITY, OK 73105-4896

WWW.SAI.OK.GOV