



OKLAHOMA HORSE RACING COMMISSION AUDIT REPORT OF GAMING OPERATIONS WILL ROGERS DOWNS AND REMINGTON PARK

Contract Audit

March 2020

Cindy Byrd, CPA
State Auditor & Inspector

**OKLAHOMA HORSE RACING COMMISSION
AUDIT REPORT OF GAMING OPERATIONS
WILL ROGERS DOWNS AND REMINGTON PARK
MARCH 2020**

This publication, issued by the Oklahoma State Auditor and Inspector's Office as authorized by 74 O.S. § 212, has not been printed, but is available on the agency's website (www.sai.ok.gov) and in the Oklahoma Department of Libraries Publications Clearinghouse Digital Collection (<http://digitalprairie.ok.gov/cdm/search/collection/audits/>) pursuant to 65 O.S. § 3-114.



Cindy Byrd, CPA | State Auditor & Inspector

2300 N. Lincoln Blvd., Room 123, Oklahoma City, OK 73105 | 405.521.3495 | www.sai.ok.gov

April 14, 2020

**TO THE MEMBERS OF THE OKLAHOMA
HORSE RACING COMMISSION**

Transmitted herewith is the Audit Report of Gaming Operations for Will Rogers Downs and Remington Park for the month of March 2020. The report is the result of our monitoring and data accumulation in accordance with the State Auditor and Inspector's contract with the Oklahoma Horse Racing Commission (OHRC) and Title 3A of the Oklahoma Statutes for Gaming.

The goal of the State Auditor and Inspector is to promote accountability and fiscal integrity in state and local government. Maintaining our independence as we provide this service to the taxpayers of Oklahoma is of utmost importance.

We wish to take this opportunity to express our appreciation for the assistance and cooperation extended to our Office during our engagement.

Sincerely,

A handwritten signature in blue ink that reads "Cindy Byrd".

CINDY BYRD, CPA
OKLAHOMA STATE AUDITOR & INSPECTOR



**OKLAHOMA HORSE RACING COMMISSION
Audit Report of Gaming Operations
Will Rogers Downs and Remington Park
For the Month of March 2020**

TABLE OF CONTENTS

	<u>PAGE</u>
STATE AUDITOR AND INSPECTOR LETTER.....	4
TOTAL GAMING REVENUE.....	5
COMPARISON OF PRIOR MONTH AND PRIOR YEAR.....	6
YEAR TO DATE GAMING TOTALS.....	7
WILL ROGERS DOWNS REVENUE.....	8
REMINGTON PARK REVENUE.....	9
PRIOR TWELVE MONTH GRAPH.....	10



Cindy Byrd, CPA | State Auditor & Inspector

2300 N. Lincoln Blvd., Room 123, Oklahoma City, OK 73105 | 405.521.3495 | www.sai.ok.gov

**TO THE MEMBERS OF THE OKLAHOMA
HORSE RACING COMMISSION**

We performed an audit in accordance with the OHRC Gaming Contract and Title 3A of the Oklahoma Statutes for Gaming. The information presented in this report is derived from gaming data obtained from the gaming vendors and licensees located at Will Rogers Downs and Remington Park for the month of March 2020.

Because our procedures do not constitute an audit conducted in accordance with generally accepted auditing standards, we do not express such an opinion on the information. This report relates only to this information and does not extend to any financial statements of the racetracks or racinos.

In planning and performing these procedures, we considered the internal control structure of the gaming departments; however, our procedures were substantially less in scope than the procedures we would have applied if we had been engaged to express an opinion on the internal controls. Accordingly, we do not express an opinion on their internal control structure.

Sincerely,

A handwritten signature in blue ink that reads "Cindy Byrd".

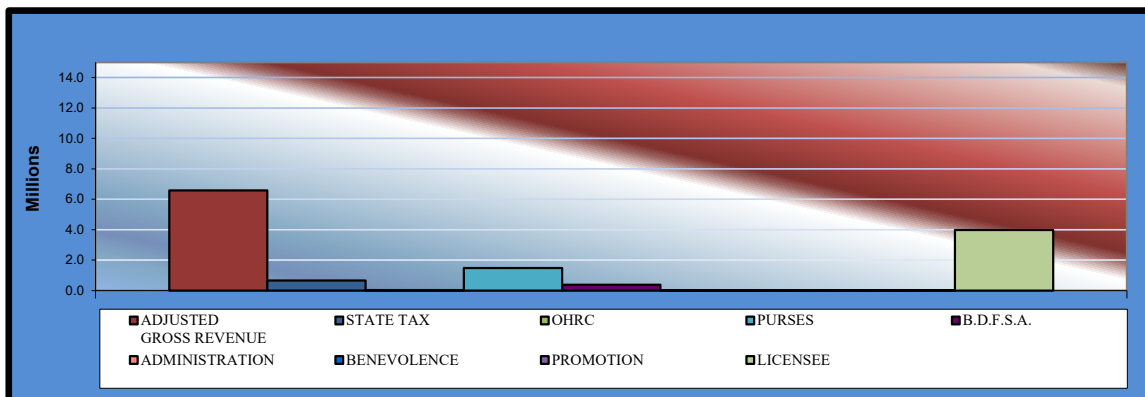
CINDY BYRD, CPA
OKLAHOMA STATE AUDITOR & INSPECTOR

April 14, 2020



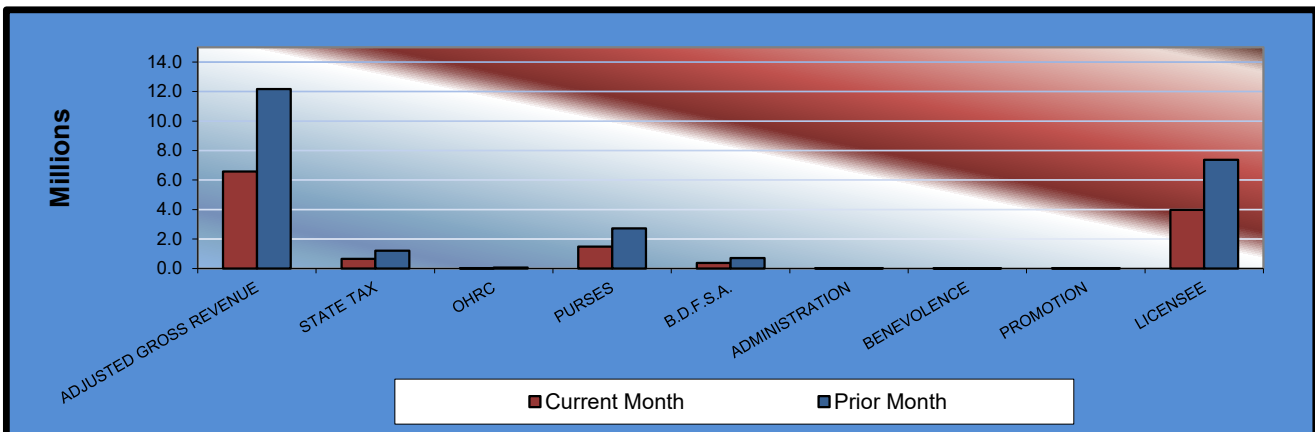
Gaming at Oklahoma Horse Racing Tracks Will Rogers Downs and Remington Park Total Gaming Revenue March 2020

	<u>TOTAL</u>	<u>WILL ROGERS DOWNS</u>	<u>REMINGTON PARK</u>
Gaming Days This Month	33	16	17
Adjusted Gross Revenue	<u>\$6,583,394.30</u>	<u>\$952,593.51</u>	<u>\$5,630,800.79</u>
State Tax			
General Revenue Fund	79,000.73	11,431.12	67,569.61
Education Reform	579,338.70	83,828.23	495,510.47
Oklahoma Horse Racing Commission	32,916.97	4,762.97	28,154.00
Purse Fund			
<u>Purses</u>			
Thoroughbred	776,811.79	102,558.60	674,253.19
Quarterhorse	625,339.72	93,894.17	531,445.55
Paint & Appaloosa	75,345.27	10,432.69	64,912.58
<u>Breeding Development Fund</u>			
<u>Special Account</u>			
Thoroughbred	154,766.64	12,377.76	142,388.88
Quarterhorse	213,080.89	9,548.56	203,532.33
Paint & Appaloosa	17,812.58	1,060.95	16,751.63
<u>Administration</u>			
Thoroughbred	9,554.65	1,178.83	8,375.82
Quarterhorse	8,599.18	1,060.95	7,538.23
Paint & Appaloosa	955.46	117.88	837.58
<u>Benevolence</u>			
Thoroughbred	4,777.33	589.42	4,187.91
Quarterhorse	4,299.60	530.48	3,769.12
Paint & Appaloosa	477.73	58.94	418.79
<u>Promotions</u>			
Thoroughbred	9,554.65	1,178.83	8,375.82
Quarterhorse	8,599.18	1,060.95	7,538.23
Paint & Appaloosa	955.46	117.88	837.58
Licensee	\$3,981,207.77	\$616,804.30	\$3,364,403.47



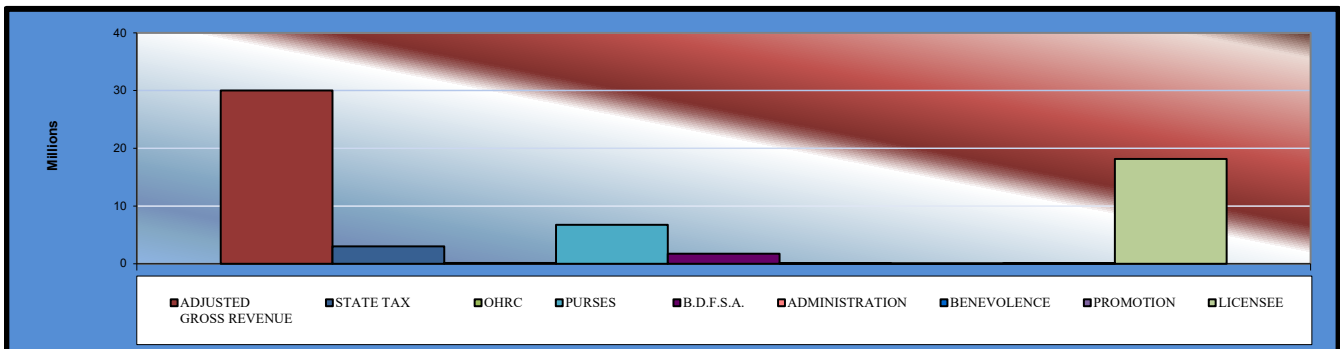
Gaming at Oklahoma Horse Racing Tracks Will Rogers Downs and Remington Park Comparison of Prior Month and Prior Year March 2020

	<u>TOTAL</u>	<u>PRIOR MONTH</u>	<u>% CHANGE</u>	<u>March 2019</u>	<u>% CHANGE</u>
Gaming Days	33	58	-43.10%	62	-46.77%
Adjusted Gross Revenue	\$6,583,394.30	\$12,175,703.19	-45.93%	\$13,865,417.38	-52.52%
State Tax					
General Revenue Fund	79,000.73	146,108.44	-45.93%	172,665.92	-54.25%
Education Reform	579,338.70	1,071,461.88	-45.93%	1,266,216.68	-54.25%
Oklahoma Horse Racing Commission	32,916.97	60,878.52	-45.93%	69,327.09	-52.52%
Purse Fund					
<u>Purses</u>					
Thoroughbred	776,811.79	1,434,573.91	-45.85%	1,582,361.09	-50.91%
Quarterhorse	625,339.72	1,157,268.25	-45.96%	1,317,466.78	-52.53%
Paint & Appaloosa	75,345.27	139,247.34	-45.89%	158,627.46	-52.50%
<u>Breeding Development Fund</u>					
<u>Special Account</u>					
Thoroughbred	154,766.64	284,091.22	-45.52%	377,171.30	-58.97%
Quarterhorse	213,080.89	389,530.37	-45.30%	446,112.45	-52.24%
Paint & Appaloosa	17,812.58	32,619.16	-45.39%	37,325.78	-52.28%
<u>Administration</u>					
Thoroughbred	9,554.65	17,627.34	-45.80%	20,097.77	-52.46%
Quarterhorse	8,599.18	15,864.61	-45.80%	18,088.00	-52.46%
Paint & Appaloosa	955.46	1,762.73	-45.80%	2,009.77	-52.46%
<u>Benevolence</u>					
Thoroughbred	4,777.33	8,813.67	-45.80%	10,048.88	-52.46%
Quarterhorse	4,299.60	7,932.30	-45.80%	9,043.99	-52.46%
Paint & Appaloosa	477.73	881.37	-45.80%	1,004.89	-52.46%
<u>Promotions</u>					
Thoroughbred	9,554.65	17,627.34	-45.80%	20,097.77	-52.46%
Quarterhorse	8,599.18	15,864.61	-45.80%	18,088.00	-52.46%
Paint & Appaloosa	955.46	1,762.73	-45.80%	2,009.77	-52.46%
Licensee	\$3,981,207.77	\$7,371,787.40	-45.99%	\$8,337,653.99	-52.25%



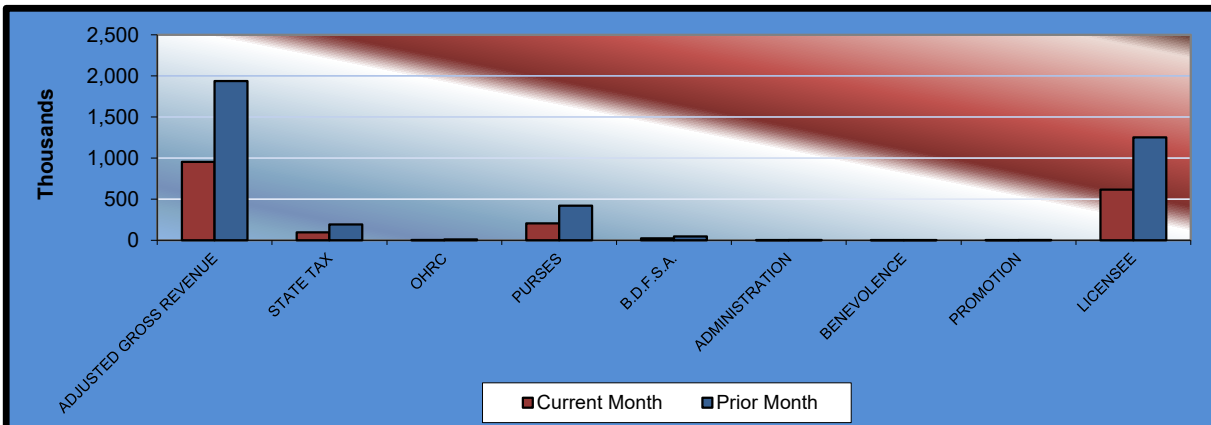
Gaming at Oklahoma Horse Racing Tracks Will Rogers Downs and Remington Park Year to Date Gaming Totals Comparison March 2020

	WILL ROGERS DOWNS	REMINGTON PARK	2020 TOTAL	2019 TOTAL	% CHANGE
Gaming Days This Year	76	91	167	180	-7.22%
Adjusted Gross Revenue	<u>\$4,482,870.75</u>	<u>\$25,552,086.59</u>	<u>\$30,034,957.34</u>	<u>\$36,108,324.08</u>	-16.82%
State Tax					
General Revenue Fund	53,794.45	306,625.04	360,419.49	439,580.81	-18.01%
Education Reform	394,492.63	2,248,583.62	2,643,076.25	3,223,592.49	-18.01%
Oklahoma Horse Racing Commission	22,414.37	127,760.42	150,174.79	180,541.62	-16.82%
Purse Fund					
<u>Purses</u>					
Thoroughbred	482,637.07	3,059,702.65	3,542,339.72	4,124,050.36	-14.11%
Quarterhorse	441,862.56	2,411,653.86	2,853,516.42	3,429,153.79	-16.79%
Paint & Appaloosa	49,095.85	294,567.65	343,663.50	413,344.60	-16.86%
<u>Breeding Development Fund</u>					
<u>Special Account</u>					
Thoroughbred	58,249.29	646,148.39	704,397.68	989,410.73	-28.81%
Quarterhorse	44,935.17	923,612.11	968,547.28	1,172,961.28	-17.43%
Paint & Appaloosa	4,992.80	76,017.45	81,010.25	98,001.49	-17.34%
<u>Administration</u>					
Thoroughbred	5,547.55	38,008.74	43,556.29	52,445.76	-16.95%
Quarterhorse	4,992.80	34,207.86	39,200.66	47,201.19	-16.95%
Paint & Appaloosa	554.75	3,800.87	4,355.62	5,244.57	-16.95%
<u>Benevolence</u>					
Thoroughbred	2,773.78	19,004.37	21,778.15	26,222.88	-16.95%
Quarterhorse	2,496.40	17,103.93	19,600.33	23,600.58	-16.95%
Paint & Appaloosa	277.38	1,900.43	2,177.81	2,622.29	-16.95%
<u>Promotions</u>					
Thoroughbred	5,547.55	38,008.74	43,556.29	52,445.76	-16.95%
Quarterhorse	4,992.80	34,207.86	39,200.66	47,201.19	-16.95%
Paint & Appaloosa	554.75	3,800.87	4,355.62	5,244.57	-16.95%
Licensee	\$2,902,658.80	\$15,267,371.73	\$18,170,030.53	\$21,775,458.13	-16.56%



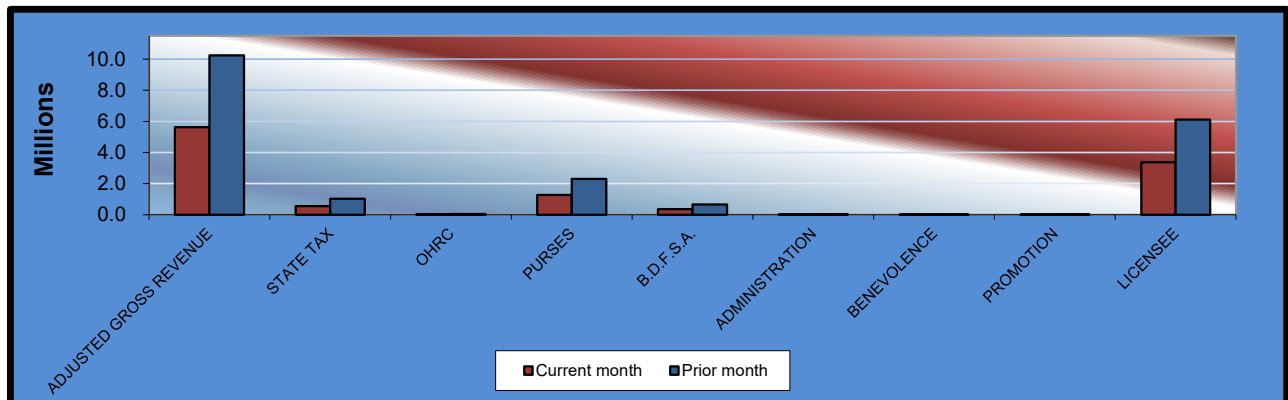
**Gaming at Oklahoma Horse Racing Tracks
Will Rogers Downs and Remington Park
Will Rogers Downs Revenue
March 2020**

<u>Will Rogers Downs</u>	<u>CURRENT MONTH</u>	<u>PRIOR MONTH</u>	<u>% CHANGE</u>	<u>March 2019</u>	<u>% CHANGE</u>
Gaming Days	16	29	-44.83%	31	-48.39%
Adjusted Gross Revenue	\$952,593.51	\$1,936,095.05	-50.80%	\$2,108,159.25	-54.81%
State Tax					
General Revenue Fund	11,431.12	23,233.14	-50.80%	25,297.91	-54.81%
Education Reform	83,828.23	170,376.37	-50.80%	185,518.01	-54.81%
Oklahoma Horse Racing Commission	4,762.97	9,680.48	-50.80%	10,540.80	-54.81%
Purse Fund					
<u>Purses</u>					
Thoroughbred	102,558.60	208,444.83	-50.80%	226,969.68	-54.81%
Quarterhorse	93,894.17	190,834.83	-50.80%	207,794.71	-54.81%
Paint & Appaloosa	10,432.69	21,203.87	-50.80%	23,088.32	-54.81%
Breeding Development Fund					
<u>Special Account</u>					
Thoroughbred	12,377.76	25,157.13	-50.80%	27,392.87	-54.81%
Quarterhorse	9,548.56	19,406.93	-50.80%	21,131.66	-54.81%
Paint & Appaloosa	1,060.95	2,156.33	-50.80%	2,347.94	-54.81%
<u>Administration</u>					
Thoroughbred	1,178.83	2,395.92	-50.80%	2,608.85	-54.81%
Quarterhorse	1,060.95	2,156.33	-50.80%	2,347.97	-54.81%
Paint & Appaloosa	117.88	239.59	-50.80%	260.88	-54.81%
<u>Benevolence</u>					
Thoroughbred	589.42	1,197.96	-50.80%	1,304.42	-54.81%
Quarterhorse	530.48	1,078.16	-50.80%	1,173.98	-54.81%
Paint & Appaloosa	58.94	119.80	-50.80%	130.44	-54.81%
<u>Promotions</u>					
Thoroughbred	1,178.83	2,395.92	-50.80%	2,608.85	-54.81%
Quarterhorse	1,060.95	2,156.33	-50.80%	2,347.97	-54.81%
Paint & Appaloosa	117.88	239.59	-50.80%	260.88	-54.81%
Licensee	\$616,804.30	\$1,253,621.54	-50.80%	\$1,365,033.11	-54.81%

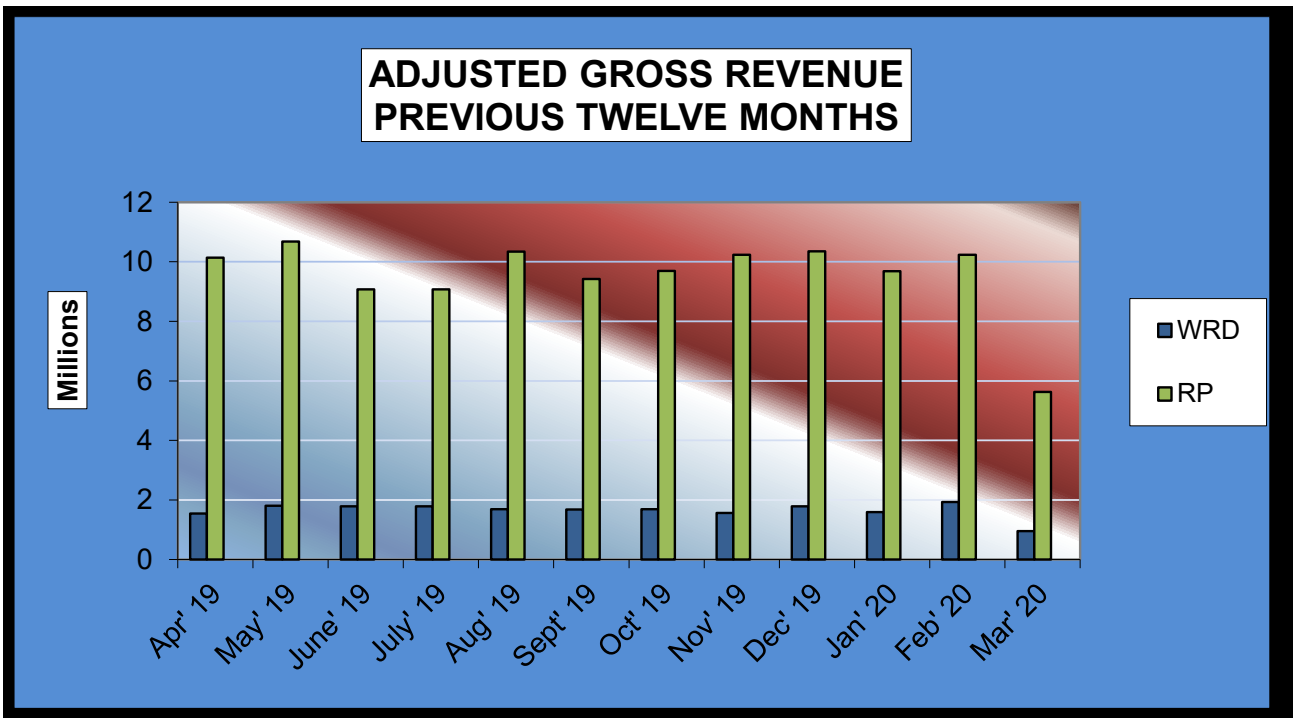


**Gaming at Oklahoma Horse Racing Tracks
Will Rogers Downs and Remington Park
Remington Park Revenue
March 2020**

<u>Remington Park</u>	<u>CURRENT MONTH</u>	<u>PRIOR MONTH</u>	<u>% CHANGE</u>	<u>March 2019</u>	<u>% CHANGE</u>
Gaming Days	17	29	-41.38%	31	-45.16%
Adjusted Gross Revenue	\$5,630,800.79	\$10,239,608.14	-45.01%	\$11,757,258.12	-52.11%
State Tax					
General Revenue Fund	67,569.61	122,875.30	-45.01%	147,368.00	-54.15%
Education Reform	495,510.47	901,085.51	-45.01%	1,080,698.67	-54.15%
Oklahoma Horse Racing Commission	28,154.00	51,198.04	-45.01%	58,786.29	-52.11%
Purse Fund					
<u>Purses</u>					
Thoroughbred	674,253.19	1,226,129.08	-45.01%	1,355,391.41	-50.25%
Quarterhorse	531,445.55	966,433.42	-45.01%	1,109,672.07	-52.11%
Paint & Appaloosa	64,912.58	118,043.47	-45.01%	135,539.14	-52.11%
Breeding Development Fund					
<u>Special Account</u>					
Thoroughbred	142,388.88	258,934.09	-45.01%	349,778.43	-59.29%
Quarterhorse	203,532.33	370,123.44	-45.01%	424,980.79	-52.11%
Paint & Appaloosa	16,751.63	30,462.83	-45.01%	34,977.84	-52.11%
<u>Administration</u>					
Thoroughbred	8,375.82	15,231.42	-45.01%	17,488.92	-52.11%
Quarterhorse	7,538.23	13,708.28	-45.01%	15,740.03	-52.11%
Paint & Appaloosa	837.58	1,523.14	-45.01%	1,748.89	-52.11%
<u>Benevolence</u>					
Thoroughbred	4,187.91	7,615.71	-45.01%	8,744.46	-52.11%
Quarterhorse	3,769.12	6,854.14	-45.01%	7,870.01	-52.11%
Paint & Appaloosa	418.79	761.57	-45.01%	874.45	-52.11%
<u>Promotions</u>					
Thoroughbred	8,375.82	15,231.42	-45.01%	17,488.92	-52.11%
Quarterhorse	7,538.23	13,708.28	-45.01%	15,740.03	-52.11%
Paint & Appaloosa	837.58	1,523.14	-45.01%	1,748.89	-52.11%
Licensee	\$3,364,403.47	\$6,118,165.86	-45.01%	\$6,972,620.88	-51.75%



Gaming at Oklahoma Horse Racing Tracks
Will Rogers Downs and Remington Park
Prior Twelve Month Graph
March 2020



O·K·L·A·H·O·M·A
S·A·I
STATE AUDITOR & INSPECTOR



Cindy Byrd, CPA | State Auditor & Inspector

2300 N. Lincoln Blvd., Room 123, Oklahoma City, OK 73105 | 405.521.3495 | www.sai.ok.gov