

2024 MARSHALL COUNTY ASSESSOR'S OFFICE REPORT TO THE EXCISE BOARD

07/25/2024

City/Town								
DISTRICT	DESCRIPTION	PERSONAL PROPERTY	REAL PROPERTY	PUBLIC SERVICE	TOTAL VALUATION	HOMESTEAD EXEMPTIONS	OTHER EXEMPTIONS	NET VALUATION
T02	Oakland City	362,310	2,521,464	168,833	3,052,607	116,357	40,853	2,895,397
T2	Madill City	6,218,950	24,805,557	2,747,123	33,771,630	432,081	190,828	33,148,721
T3	Kingston City	1,214,143	8,192,070	699,998	10,106,211	185,834	75,601	9,844,776
CITY/TOWN TOTAL VALUATION		7,795,403	35,519,091	3,615,954	46,930,448	734,272	307,282	45,888,894

County								
DISTRICT	DESCRIPTION	PERSONAL PROPERTY	REAL PROPERTY	PUBLIC SERVICE	TOTAL VALUATION	HOMESTEAD EXEMPTIONS	OTHER EXEMPTIONS	NET VALUATION
C001	Marshall County General	37,301,391	166,901,196	10,567,405	214,769,992	3,112,166	2,596,830	209,060,996
COUNTY TOTAL VALUATION		37,301,391	166,901,196	10,567,405	214,769,992	3,112,166	2,596,830	209,060,996

Other								
DISTRICT	DESCRIPTION	PERSONAL PROPERTY	REAL PROPERTY	PUBLIC SERVICE	TOTAL VALUATION	HOMESTEAD EXEMPTIONS	OTHER EXEMPTIONS	NET VALUATION
EMS	EMS	37,301,391	166,901,196	10,567,405	214,769,992	3,112,166	2,596,830	209,060,996
OTHER TOTAL VALUATION		37,301,391	166,901,196	10,567,405	214,769,992	3,112,166	2,596,830	209,060,996

School								
DISTRICT	DESCRIPTION	PERSONAL PROPERTY	REAL PROPERTY	PUBLIC SERVICE	TOTAL VALUATION	HOMESTEAD EXEMPTIONS	OTHER EXEMPTIONS	NET VALUATION
I-2	MADILL	27,826,155	57,702,978	6,457,500	91,986,633	1,399,307	664,980	89,922,346
I-3	KINGSTON	9,475,236	109,198,218	4,109,905	122,783,359	1,712,859	1,931,850	119,138,650
SCHOOL TOTAL VALUATION		37,301,391	166,901,196	10,567,405	214,769,992	3,112,166	2,596,830	209,060,996

2024 MARSHALL COUNTY ASSESSOR'S OFFICE REPORT TO THE EXCISE BOARD

I, Kyleigh Wescott, Assessor of Marshall County Oklahoma, do hereby certify that the foregoing is a true and correct statement of valuations for Real Estate, Personal Property, Public Service and Homestead Exemptions as certified by the State Board of Equalization and shown by the records in the County Assessor's office. Subscribed by my name and affixed the seal of the County Assessors office on this day of 07/25/2024.

State of Oklahoma)
Marshall County) SS

Kyleigh Wescott

7/25/24
Date

Kyleigh Wescott
County Assessor
Marshall County



I, Gloria Salazar, County Clerk of Marshall County Oklahoma, do hereby certify that the above is a true, correct and complete list of the valuations of Marshall County Oklahoma as certified by the Marshall County Assessor's office.

Gloria Salazar
County Clerk
Marshall County



Gloria Salazar

Excise Board:

Kim Anderson

Shirley Ann Caldwell

Karen Wellman

August 5, 2024
Date

Real	Count	Value
Agricultural	40	70,632
Commercial	19	384,283
Residential	392	2,066,549
Total Real Value	451	2,521,464
Homestead	111	116,357
Veteran	6	40,853
Other	0	0
Total Exempt	123	157,210

TIF Increment Value

Net Assessed 2,364,254

Net Assessed Under Protest

Senior Freeze	15	102,109
Capped Parcels	415	2,329,745

Personal	Count	Value
Agricultural	3	8,476
Commercial	19	122,473
Mobile Home	83	232,285
Total Personal	105	363,234
Total Exempt	1	924

TIF Increment Value

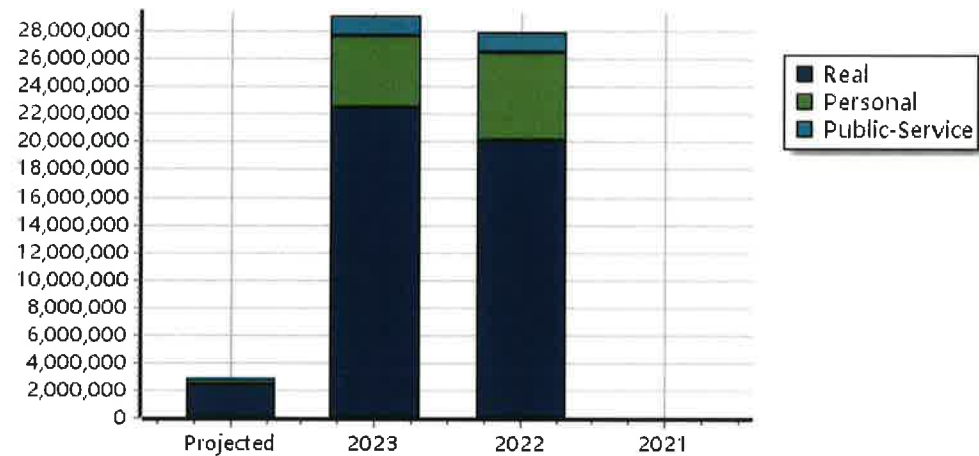
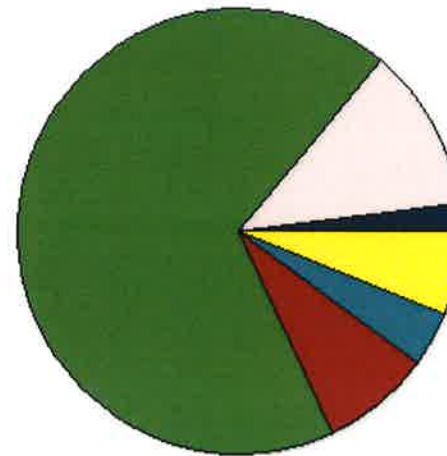
Net Assessed 362,310

Net Assessed Under Protest

Public Service	Count	Value
Total PS Value	4	168,833

TIF Increment Value

Net Assessed 168,833



District Totals

Total Gross Value	3,053,531
Homestead Loss	116,357
Other Exemption Loss	41,777
TIF Increment Value	
Retained TIF Value	
Net Assessed Value	2,895,397

Net Assessed Under Protest

* Public Service Protests Values are not included on this report.

Real	Count	Value
Agricultural	20	103,182
Commercial	269	11,555,843
Residential	1,550	13,146,532
Total Real Value	1,839	24,805,557
Homestead	406	432,081
Veteran	14	190,828
Other	0	0
Total Exempt	449	622,909

TIF Increment Value

Net Assessed 24,182,648

Net Assessed Under Protest

Senior Freeze	63	580,667
Capped Parcels	1,663	24,720,191

Personal	Count	Value
Agricultural	6	7,175
Commercial	267	8,343,602
Mobile Home	40	143,655
Total Personal	313	8,494,432
Total Exempt	2	2,275,482

TIF Increment Value

Net Assessed 6,218,950

Net Assessed Under Protest

Public Service	Count	Value
Total PS Value	14	2,747,123

TIF Increment Value

Net Assessed 2,747,123

District Totals

Total Gross Value	36,047,112
Homestead Loss	432,081
Other Exemption Loss	2,466,310

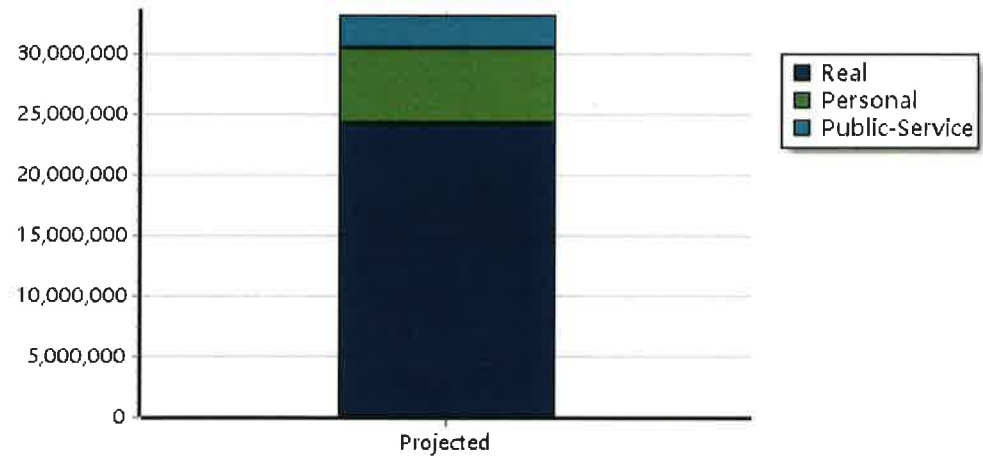
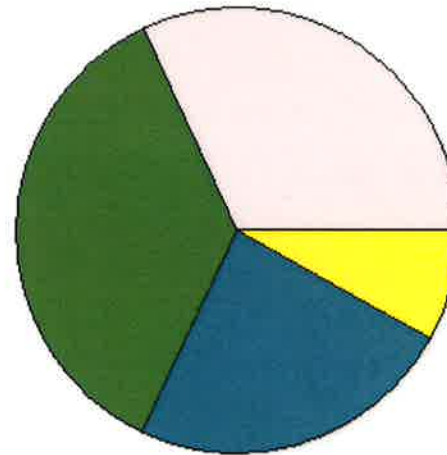
TIF Increment Value

Retained TIF Value

Net Assessed Value 33,148,721

Net Assessed Under Protest

* Public Service Protests Values are not included on this report.



Real	Count	Value
Agricultural	15	154,584
Commercial	144	3,790,110
Residential	700	4,247,376
Total Real Value	859	8,192,070
Homestead	177	185,834
Veteran	8	75,601
Other	0	0
Total Exempt	196	261,435

TIF Increment Value

Net Assessed 7,930,635

Net Assessed Under Protest

Senior Freeze	29	198,098
Capped Parcels	791	6,226,784

Personal	Count	Value
Agricultural	1	740
Commercial	131	1,849,426
Mobile Home	88	229,064
Total Personal	220	2,079,230
Total Exempt	2	865,087

TIF Increment Value

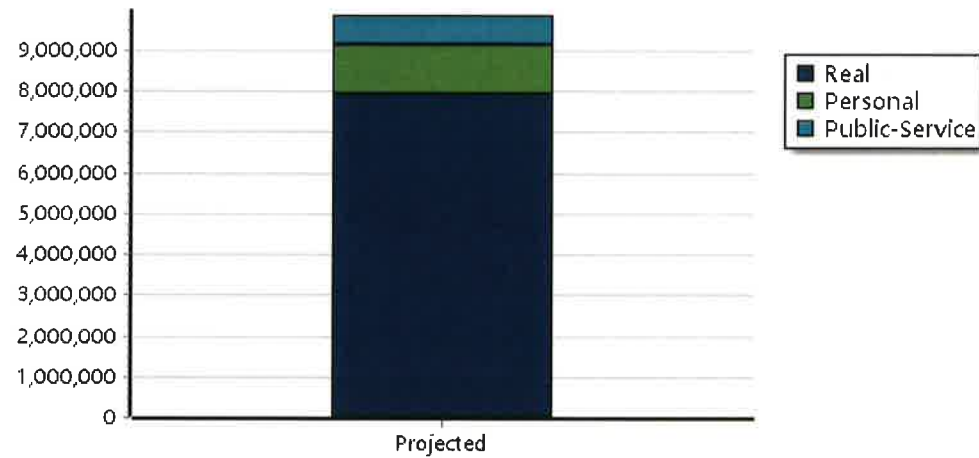

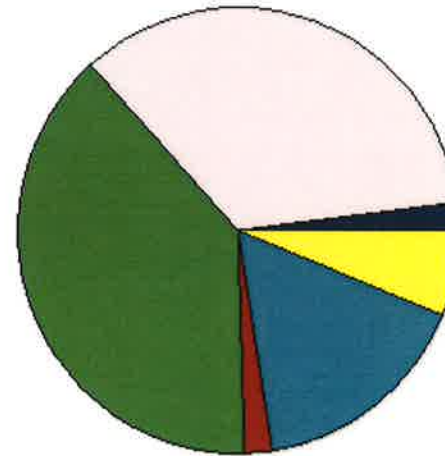
Net Assessed 1,214,143

Net Assessed Under Protest

Public Service	Count	Value
Total PS Value	12	699,998

TIF Increment Value

Net Assessed 699,998



District Totals

Total Gross Value	10,971,298
Homestead Loss	185,834
Other Exemption Loss	940,688
TIF Increment Value	
Retained TIF Value	
Net Assessed Value	9,844,776

Net Assessed Under Protest

* Public Service Protests Values are not included on this report.

Real	Count	Value
Agricultural	2,780	20,425,188
Commercial	681	25,076,293
Residential	12,949	121,399,715
Total Real Value	16,410	166,901,196
Homestead	2,996	3,112,166
Veteran	183	2,596,830
Other	0	0
Total Exempt	3,321	5,708,996

TIF Increment Value

Net Assessed		161,192,200
Net Assessed Under Protest	0	0
Senior Freeze	494	4,700,981
Capped Parcels	12,955	105,533,940

Personal	Count	Value
Agricultural	686	2,265,737
Commercial	663	34,213,453
Mobile Home	1,423	6,229,382
Total Personal	2,772	42,708,572
Total Exempt	67	5,407,181

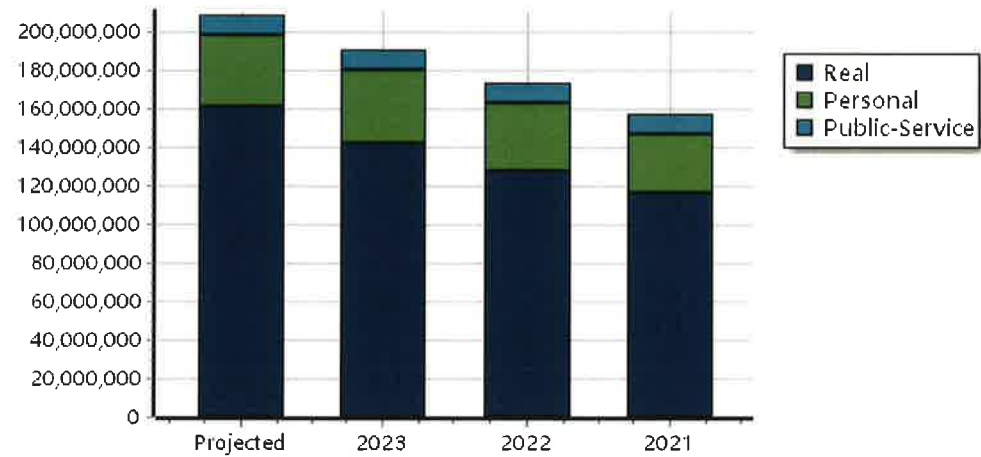
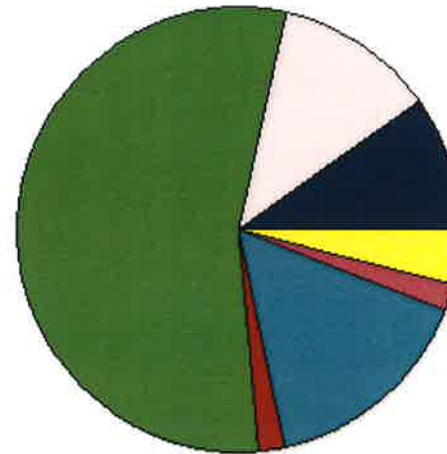
TIF Increment Value

Net Assessed		37,301,391
Net Assessed Under Protest	1	729,950

Public Service	Count	Value
Total PS Value	62	10,567,405

TIF Increment Value

Net Assessed		10,567,405
---------------------	--	-------------------



District Totals

Total Gross Value	220,177,173
Homestead Loss	3,112,166
Other Exemption Loss	8,004,011
TIF Increment Value	
Retained TIF Value	
Net Assessed Value	209,060,996
Net Assessed Under Protest	729,950

* Public Service Protests Values are not included on this report.

Real	Count	Value
Agricultural	2,780	20,425,188
Commercial	681	25,076,293
Residential	12,949	121,399,715
Total Real Value	16,410	166,901,196
Homestead	2,996	3,112,166
Veteran	183	2,596,830
Other	0	0
Total Exempt	3,321	5,708,996

TIF Increment Value

Net Assessed		161,192,200
Net Assessed Under Protest	0	0
Senior Freeze	494	4,700,981
Capped Parcels	12,955	105,533,940

Personal	Count	Value
Agricultural	686	2,265,737
Commercial	663	34,213,453
Mobile Home	1,423	6,229,382
Total Personal	2,772	42,708,572
Total Exempt	67	5,407,181

TIF Increment Value

Net Assessed		37,301,391
Net Assessed Under Protest	1	729,950

Public Service	Count	Value
Total PS Value	62	10,567,405

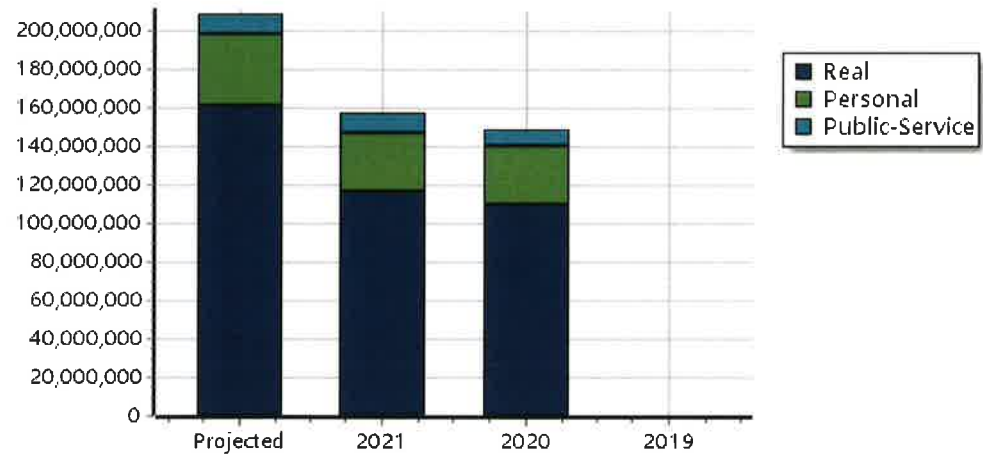
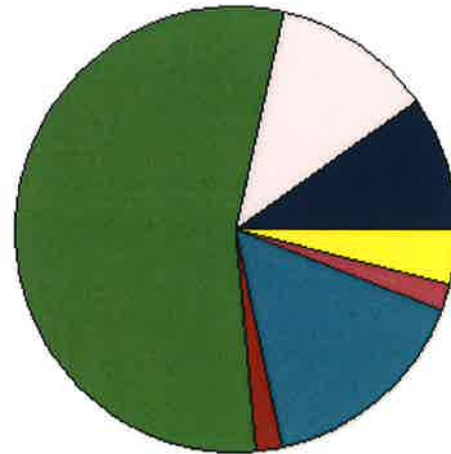
TIF Increment Value

Net Assessed		10,567,405
---------------------	--	-------------------

District Totals

Total Gross Value	220,177,173
Homestead Loss	3,112,166
Other Exemption Loss	8,004,011
TIF Increment Value	
Retained TIF Value	
Net Assessed Value	209,060,996
Net Assessed Under Protest	729,950

* Public Service Protests Values are not included on this report.



Real	Count	Value
Agricultural	1,828	13,474,336
Commercial	371	17,008,293
Residential	3,492	27,220,349
Total Real Value	5,691	57,702,978
Homestead	1,341	1,399,307
Veteran	61	664,980
Other	0	0
Total Exempt	1,470	2,064,287

TIF Increment Value

Net Assessed		55,638,691
Net Assessed Under Protest	0	0
Senior Freeze	184	1,458,152
Capped Parcels	4,335	44,412,621

Personal	Count	Value
Agricultural	300	791,889
Commercial	402	30,025,682
Mobile Home	381	1,533,548
Total Personal	1,083	32,351,119
Total Exempt	37	4,524,964

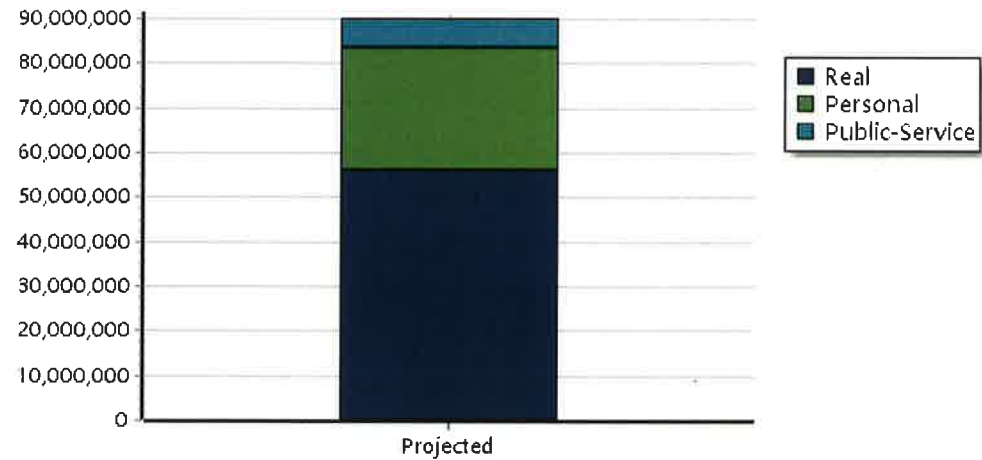
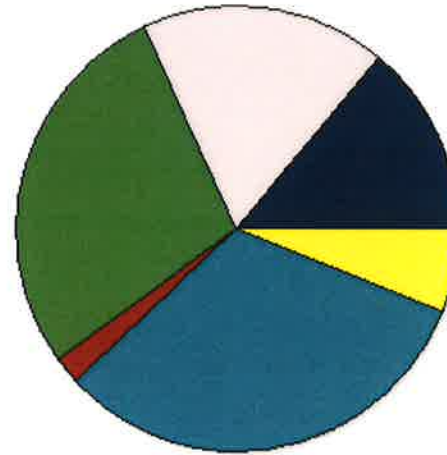
TIF Increment Value

Net Assessed		27,826,155
Net Assessed Under Protest	1	729,950

Public Service	Count	Value
Total PS Value	36	6,457,500
TIF Increment Value		
Net Assessed		6,457,500

District Totals	
Total Gross Value	96,511,597
Homestead Loss	1,399,307
Other Exemption Loss	5,189,944
TIF Increment Value	
Retained TIF Value	
Net Assessed Value	89,922,346
Net Assessed Under Protest	729,950

* Public Service Protests Values are not included on this report.



Real	Count	Value
Agricultural	952	6,950,852
Commercial	310	8,068,000
Residential	9,457	94,179,366
Total Real Value	10,719	109,198,218
Homestead	1,655	1,712,859
Veteran	122	1,931,850
Other	0	0
Total Exempt	1,851	3,644,709

TIF Increment Value

Net Assessed 105,553,509

Net Assessed Under Protest

Senior Freeze	310	3,242,829
Capped Parcels	8,620	61,121,319

Personal	Count	Value
Agricultural	386	1,473,848
Commercial	261	4,187,771
Mobile Home	1,042	4,695,834
Total Personal	1,689	10,357,453
Total Exempt	30	882,217

TIF Increment Value

Net Assessed 9,475,236

Net Assessed Under Protest

Public Service	Count	Value
Total PS Value	26	4,109,905

TIF Increment Value

Net Assessed 4,109,905

District Totals

Total Gross Value	123,665,576
Homestead Loss	1,712,859
Other Exemption Loss	2,814,067

TIF Increment Value

Retained TIF Value

Net Assessed Value 119,138,650

Net Assessed Under Protest

* Public Service Protests Values are not included on this report.

