

CONTRACT AUDIT

**OKLAHOMA HORSE RACING COMMISSION  
AUDIT REPORT OF GAMING OPERATIONS  
WILL ROGERS DOWNS AND REMINGTON PARK**

May 2016



Oklahoma State  
Auditor & Inspector  
Gary A. Jones, CPA, CFE

**OKLAHOMA HORSE RACING COMMISSION  
AUDIT REPORT OF GAMING OPERATIONS  
WILL ROGERS DOWNS AND REMINGTON PARK  
MAY 2016**

---

*This publication, issued by the Oklahoma State Auditor and Inspector's Office as authorized by 74 O.S. § 212, has not been printed, but is available on the agency's website ([www.sai.ok.gov](http://www.sai.ok.gov)) and in the Oklahoma Department of Libraries Publications Clearinghouse Digital Collection (<http://digitalprairie.ok.gov/cdm/search/collection/audits/>) pursuant to 65 O.S. § 3-114.*



# Oklahoma State Auditor & Inspector

2300 N. Lincoln Blvd. • State Capitol, Room 100 • Oklahoma City, OK 73105 • Phone: 405.521.3495 • Fax: 405.521.3426

June 13, 2016

**TO THE MEMBERS OF THE OKLAHOMA  
HORSE RACING COMMISSION**

Transmitted herewith is the Audit Report of Gaming Operations for Will Rogers Downs and Remington Park for the month of May 2016. The report is the result of our monitoring and data accumulation in accordance with the State Auditor and Inspector's contract with the Oklahoma Horse Racing Commission (OHRC) and Title 3A of the Oklahoma Statutes for Gaming.

The goal of the State Auditor and Inspector is to promote accountability and fiscal integrity in state and local government. Maintaining our independence as we provide this service to the taxpayers of Oklahoma is of utmost importance.

We wish to take this opportunity to express our appreciation for the assistance and cooperation extended to our Office during our engagement.

Sincerely,

A handwritten signature in blue ink that reads "Gary A. Jones". The signature is written in a cursive, flowing style.

GARY A. JONES, CPA, CFE  
OKLAHOMA STATE AUDITOR & INSPECTOR

**OKLAHOMA HORSE RACING COMMISSION  
Audit Report of Gaming Operations  
Will Rogers Downs and Remington Park  
For the Month of May 2016**

---

**TABLE OF CONTENTS**

	<u>PAGE</u>
STATE AUDITOR AND INSPECTOR LETTER .....	4
TOTAL GAMING REVENUE .....	5
COMPARISON OF PRIOR MONTH AND PRIOR YEAR MONTH.....	6
YEAR TO DATE GAMING TOTALS.....	7
WILL ROGERS DOWNS REVENUE.....	8
REMINGTON PARK REVENUE.....	9
PRIOR TWELVE MONTH GRAPH.....	10



# Oklahoma State Auditor & Inspector

2300 N. Lincoln Blvd. • State Capitol, Room 100 • Oklahoma City, OK 73105 • Phone: 405.521.3495 • Fax: 405.521.3426

## **TO THE MEMBERS OF THE OKLAHOMA HORSE RACING COMMISSION**

We performed an audit in accordance with the OHRC Gaming Contract and Title 3A of the Oklahoma Statutes for Gaming. The information presented in this report is derived from gaming data obtained from the gaming vendors and licensees located at Will Rogers Downs and Remington Park for the month of May 2016.

Because our procedures do not constitute an audit conducted in accordance with generally accepted auditing standards, we do not express such an opinion on the information. This report relates only to this information and does not extend to any financial statements of the racetracks or racinos.

In planning and performing these procedures, we considered the internal control structure of the gaming departments; however, our procedures were substantially less in scope than the procedures we would have applied if we had been engaged to express an opinion on the internal controls. Accordingly, we do not express an opinion on their internal control structure.

Sincerely,

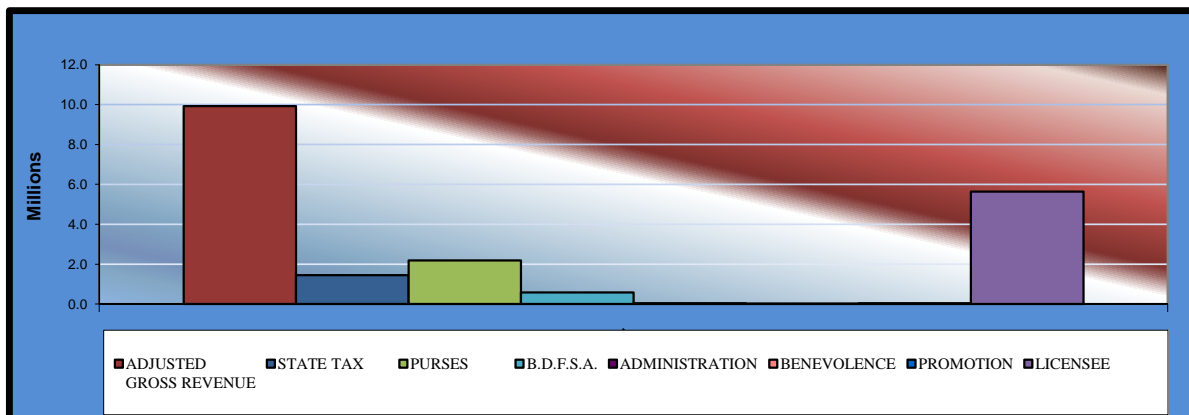
A handwritten signature in blue ink that reads "Gary A. Jones".

**GARY A. JONES, CPA, CFE  
OKLAHOMA STATE AUDITOR & INSPECTOR**

June 13, 2016

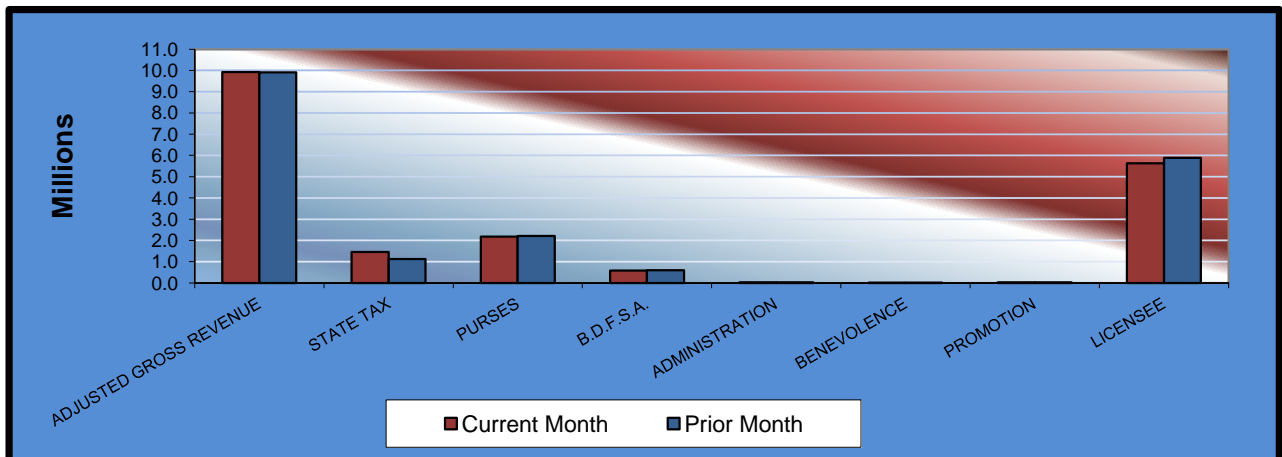
## Gaming at Oklahoma Horse Racing Tracks Will Rogers Downs and Remington Park Total Gaming Revenue May 2016

	<u>TOTAL</u>	<u>WILL ROGERS DOWNS</u>	<u>REMINGTON PARK</u>
Gaming Days This Month	62	31	31
Adjusted Gross Revenue	<u>\$9,926,901.54</u>	<u>\$1,744,433.35</u>	<u>\$8,182,468.19</u>
<b>State Tax</b>			
General Revenue Fund	174,542.58	20,933.20	153,609.38
Education Reform	1,279,978.95	153,510.13	1,126,468.82
<b>Purse Fund</b>			
<u>Purses</u>			
Thoroughbred	1,120,494.70	189,707.11	930,787.59
Quarterhorse	935,725.00	173,680.19	762,044.81
Paint & Appaloosa	125,587.72	19,297.78	106,289.94
Breeding Development Fund			
<u>Special Account</u>			
Thoroughbred	263,098.95	22,895.70	240,203.25
Quarterhorse	309,509.34	17,662.39	291,846.95
Paint & Appaloosa	12,771.64	1,962.49	10,809.15
<u>Administration</u>			
Thoroughbred	14,190.73	2,180.57	12,010.16
Quarterhorse	12,771.63	1,962.48	10,809.15
Paint & Appaloosa	1,419.04	218.03	1,201.01
<u>Benevolence</u>			
Thoroughbred	7,095.34	1,090.26	6,005.08
Quarterhorse	6,385.79	981.22	5,404.57
Paint & Appaloosa	709.55	109.04	600.51
<u>Promotions</u>			
Thoroughbred	14,190.73	2,180.57	12,010.16
Quarterhorse	12,771.63	1,962.48	10,809.15
Paint & Appaloosa	1,419.04	218.03	1,201.01
<b>Licensee</b>	<b>\$5,634,239.18</b>	<b>\$1,133,881.68</b>	<b>\$4,500,357.50</b>



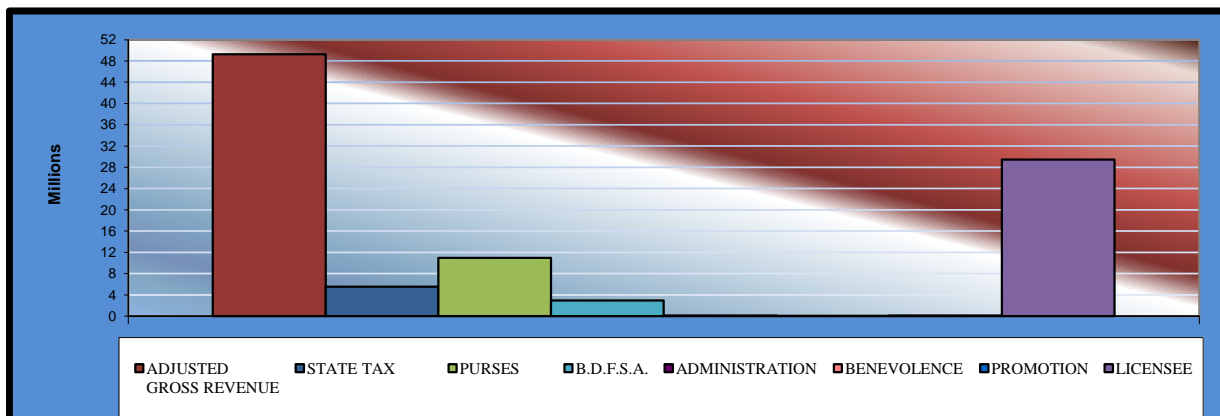
**Gaming at Oklahoma Horse Racing Tracks  
Will Rogers Downs and Remington Park  
Comparison of Prior Month and Prior Year Month  
May 2016**

	<u>TOTAL</u>	<u>PRIOR MONTH</u>	<u>% CHANGE</u>	<u>PRIOR YEAR</u>	<u>% CHANGE</u>
Gaming Days	62	60	3.33%	62	0.00%
Adjusted Gross Revenue	\$9,926,901.54	\$9,907,281.37	0.20%	\$10,272,128.96	-3.36%
<b>State Tax</b>					
General Revenue Fund	174,542.58	136,117.52	28.23%	180,392.29	-3.24%
Education Reform	1,279,978.95	998,195.18	28.23%	1,322,876.80	-3.24%
<b>Purse Fund</b>					
<u>Purses</u>					
Thoroughbred	1,120,494.70	1,139,404.10	-1.66%	1,164,575.37	-3.79%
Quarterhorse	935,725.00	950,131.23	-1.52%	1,027,985.00	-8.97%
Paint & Appaloosa	125,587.72	127,885.52	-1.80%	130,761.28	-3.96%
<u>Breeding Development Fund</u>					
<u>Special Account</u>					
Thoroughbred	263,098.95	269,504.35	-2.38%	276,015.15	-4.68%
Quarterhorse	309,509.34	317,886.39	-2.64%	268,546.50	15.25%
Paint & Appaloosa	12,771.64	13,005.32	-1.80%	13,297.76	-3.96%
<u>Administration</u>					
Thoroughbred	14,190.73	14,450.33	-1.80%	14,775.30	-3.96%
Quarterhorse	12,771.63	13,005.31	-1.80%	13,297.75	-3.96%
Paint & Appaloosa	1,419.04	1,445.04	-1.80%	1,477.54	-3.96%
<u>Benevolence</u>					
Thoroughbred	7,095.34	7,225.17	-1.80%	7,387.66	-3.96%
Quarterhorse	6,385.79	6,502.63	-1.80%	6,648.88	-3.96%
Paint & Appaloosa	709.55	722.51	-1.79%	738.79	-3.96%
<u>Promotions</u>					
Thoroughbred	14,190.73	14,450.33	-1.80%	14,775.30	-3.96%
Quarterhorse	12,771.63	13,005.31	-1.80%	13,297.75	-3.96%
Paint & Appaloosa	1,419.04	1,445.04	-1.80%	1,477.54	-3.96%
<b>Licensee</b>	\$5,634,239.18	\$5,882,900.09	-4.23%	\$5,813,802.30	-3.09%



## Gaming at Oklahoma Horse Racing Tracks Will Rogers Downs and Remington Park Year to Date Gaming Totals May 2016

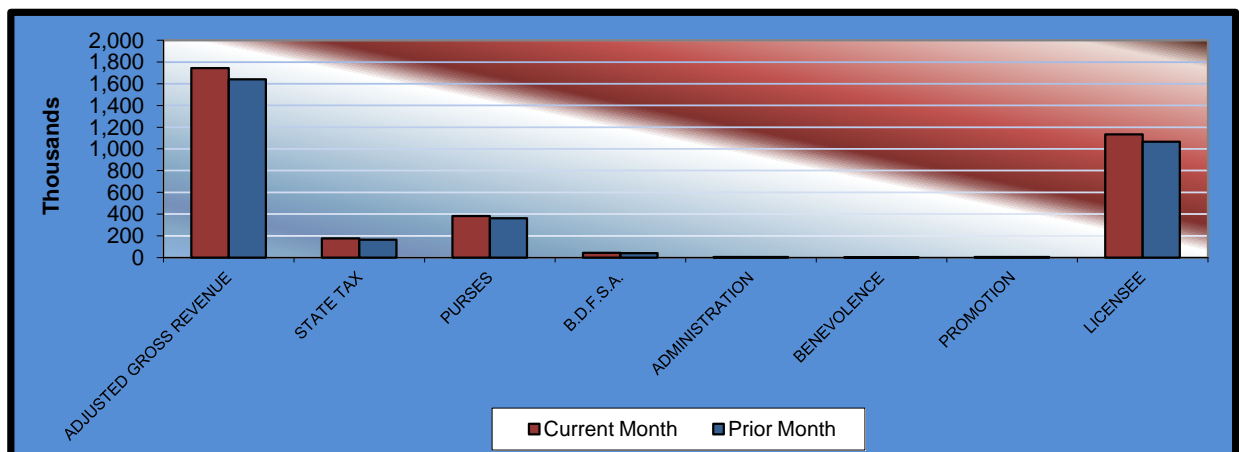
	<u>TOTAL</u>	<u>WILL ROGERS DOWNS</u>	<u>REMINGTON PARK</u>
Gaming Days This Year	304	152	152
Adjusted Gross Revenue	<u>\$49,271,935.35</u>	<u>\$8,217,775.90</u>	<u>\$41,054,159.45</u>
<b>State Tax</b>			
General Revenue Fund	663,925.12	98,625.30	565,299.82
Education Reform	4,868,784.34	723,252.27	4,145,532.07
<b>Purse Fund</b>			
<u>Purses</u>			
Thoroughbred	5,645,913.57	893,791.88	4,752,121.69
Quarterhorse	4,708,889.97	818,281.95	3,890,608.02
Paint & Appaloosa	633,581.83	90,920.18	542,661.65
<u>Breeding Development Fund</u>			
<u>Special Account</u>			
Thoroughbred	1,334,225.44	107,871.45	1,226,353.99
Quarterhorse	1,573,235.18	83,215.08	1,490,020.10
Paint & Appaloosa	64,432.05	9,246.12	55,185.93
<u>Administration</u>			
Thoroughbred	71,591.21	10,273.51	61,317.70
Quarterhorse	64,432.03	9,246.10	55,185.93
Paint & Appaloosa	7,159.12	1,027.35	6,131.77
<u>Benevolence</u>			
Thoroughbred	35,795.58	5,136.73	30,658.85
Quarterhorse	32,215.96	4,623.00	27,592.96
Paint & Appaloosa	3,579.56	513.68	3,065.88
<u>Promotions</u>			
Thoroughbred	71,591.21	10,273.51	61,317.70
Quarterhorse	64,432.03	9,246.10	55,185.93
Paint & Appaloosa	7,159.12	1,027.35	6,131.77
<b>Licensee</b>	<b>\$29,421,992.03</b>	<b>\$5,342,204.34</b>	<b>\$24,079,787.69</b>





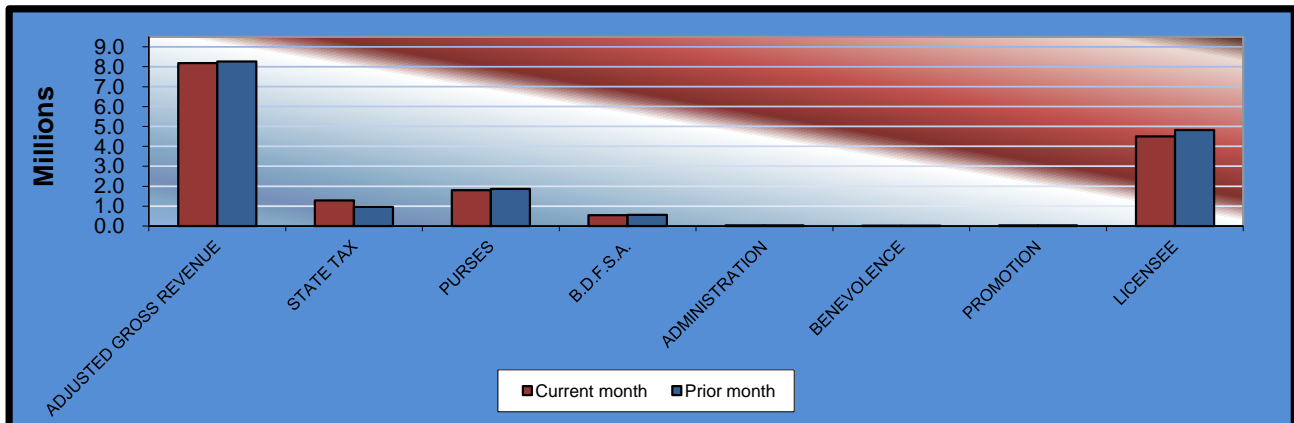
**Gaming at Oklahoma Horse Racing Tracks**  
**Will Rogers Downs and Remington Park**  
**Will Rogers Downs Revenue**  
**May 2016**

<u>Will Rogers Downs</u>	<u>CURRENT MONTH</u>	<u>PRIOR MONTH</u>	<u>% CHANGE</u>	<u>May 2015</u>	<u>% CHANGE</u>
Gaming Days	31	30	3.33%	31	0.00%
Adjusted Gross Revenue	\$1,744,433.35	\$1,642,316.71	6.22%	\$1,641,313.74	6.28%
<b>State Tax</b>					
General Revenue Fund	20,933.20	19,707.80	6.22%	19,695.76	6.28%
Education Reform	153,510.13	144,523.87	6.22%	144,435.61	6.28%
<b>Purse Fund</b>					
<u>Purses</u>					
Thoroughbred	189,707.11	178,601.96	6.22%	178,492.83	6.28%
Quarterhorse	173,680.19	163,513.22	6.22%	163,413.28	6.28%
Paint & Appaloosa	19,297.78	18,168.11	6.22%	18,157.02	6.28%
Breeding Development Fund					
<u>Special Account</u>					
Thoroughbred	22,895.70	21,555.41	6.22%	21,542.24	6.28%
Quarterhorse	17,662.39	16,628.43	6.22%	16,618.32	6.28%
Paint & Appaloosa	1,962.49	1,847.62	6.22%	1,846.48	6.28%
<u>Administration</u>					
Thoroughbred	2,180.57	2,052.88	6.22%	2,051.65	6.28%
Quarterhorse	1,962.48	1,847.61	6.22%	1,846.47	6.28%
Paint & Appaloosa	218.03	205.29	6.21%	205.18	6.26%
<u>Benevolence</u>					
Thoroughbred	1,090.26	1,026.45	6.22%	1,025.84	6.28%
Quarterhorse	981.22	923.78	6.22%	923.24	6.28%
Paint & Appaloosa	109.04	102.64	6.24%	102.59	6.29%
<u>Promotions</u>					
Thoroughbred	2,180.57	2,052.88	6.22%	2,051.65	6.28%
Quarterhorse	1,962.48	1,847.61	6.22%	1,846.47	6.28%
Paint & Appaloosa	218.03	205.29	6.21%	205.18	6.26%
<b>Licensee</b>	\$1,133,881.68	\$1,067,505.86	6.22%	\$1,066,853.93	6.28%

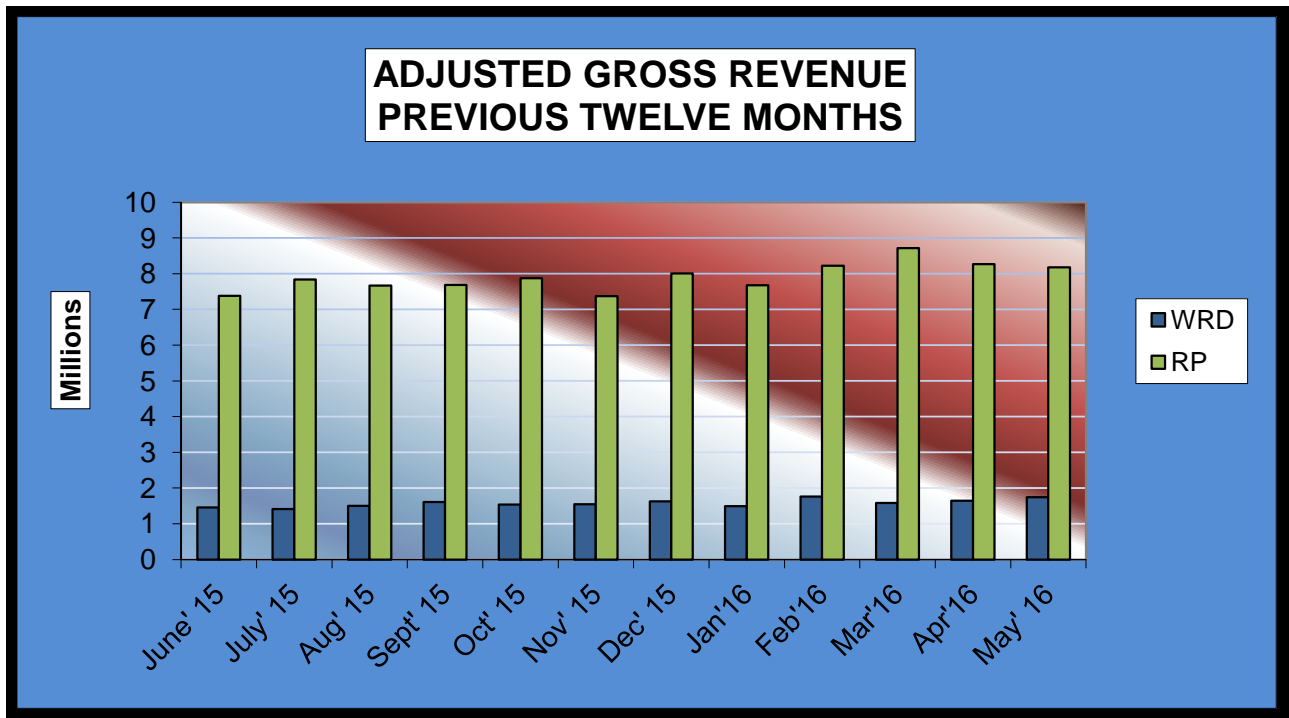


## Gaming at Oklahoma Horse Racing Tracks Will Rogers Downs and Remington Park Remington Park Revenue May 2016

<u>Remington Park</u>	<u>CURRENT MONTH</u>	<u>PRIOR MONTH</u>	<u>% CHANGE</u>	<u>May 2015</u>	<u>% CHANGE</u>
Gaming Days	31	30	3.33%	31	0.00%
Adjusted Gross Revenue	\$ 8,182,468.19	\$8,264,964.66	-1.00%	\$8,630,815.22	-5.19%
<b>State Tax</b>					
General Revenue Fund	153,609.38	116,409.72	31.96%	160,696.53	-4.41%
Education Reform	1,126,468.82	853,671.31	31.96%	1,178,441.19	-4.41%
<b>Purse Fund</b>					
<u>Purses</u>					
Thoroughbred	930,787.59	960,802.14	-3.12%	986,082.54	-5.61%
Quarterhorse	762,044.81	786,618.01	-3.12%	864,571.72	-11.86%
Paint & Appaloosa	106,289.94	109,717.41	-3.12%	112,604.26	-5.61%
Breeding Development Fund					
<u>Special Account</u>					
Thoroughbred	240,203.25	247,948.94	-3.12%	254,472.91	-5.61%
Quarterhorse	291,846.95	301,257.96	-3.12%	251,928.18	15.85%
Paint & Appaloosa	10,809.15	11,157.70	-3.12%	11,451.28	-5.61%
<u>Administration</u>					
Thoroughbred	12,010.16	12,397.45	-3.12%	12,723.65	-5.61%
Quarterhorse	10,809.15	11,157.70	-3.12%	11,451.28	-5.61%
Paint & Appaloosa	1,201.01	1,239.75	-3.12%	1,272.36	-5.61%
<u>Benevolence</u>					
Thoroughbred	6,005.08	6,198.72	-3.12%	6,361.82	-5.61%
Quarterhorse	5,404.57	5,578.85	-3.12%	5,725.64	-5.61%
Paint & Appaloosa	600.51	619.87	-3.12%	636.20	-5.61%
<u>Promotions</u>					
Thoroughbred	12,010.16	12,397.45	-3.12%	12,723.65	-5.61%
Quarterhorse	10,809.15	11,157.70	-3.12%	11,451.28	-5.61%
Paint & Appaloosa	1,201.01	1,239.75	-3.12%	1,272.36	-5.61%
<b>Licensee</b>	\$ 4,500,357.50	\$4,815,394.23	-6.54%	\$4,746,948.37	-5.19%



Gaming at Oklahoma Horse Racing Tracks  
Will Rogers Downs and Remington Park  
Prior Twelve Month Graph  
May 2016





**OFFICE OF THE STATE AUDITOR & INSPECTOR**  
2300 N. LINCOLN BOULEVARD, ROOM 100  
OKLAHOMA CITY, OK 73105-4896

[WWW.SAI.OK.GOV](http://WWW.SAI.OK.GOV)