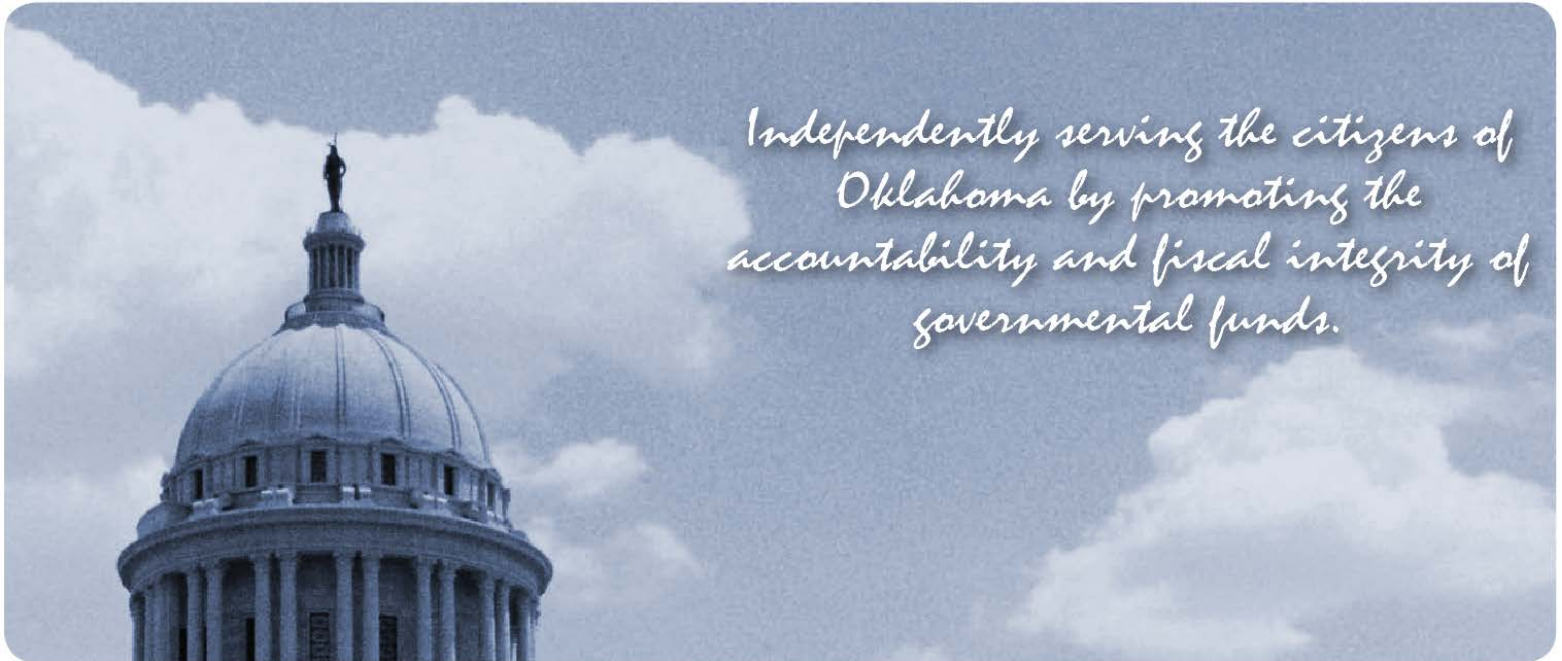


CONTRACT AUDIT

**OKLAHOMA HORSE RACING COMMISSION
AUDIT REPORT OF GAMING OPERATIONS
WILL ROGERS DOWNS AND REMINGTON PARK**

May 2017



*Independently serving the citizens of
Oklahoma by promoting the
accountability and fiscal integrity of
governmental funds.*



Oklahoma State
Auditor & Inspector
Gary A. Jones, CPA, CFE

**OKLAHOMA HORSE RACING COMMISSION
AUDIT REPORT OF GAMING OPERATIONS
WILL ROGERS DOWNS AND REMINGTON PARK
MAY 2017**

This publication, issued by the Oklahoma State Auditor and Inspector's Office as authorized by 74 O.S. § 212, has not been printed, but is available on the agency's website (www.sai.ok.gov) and in the Oklahoma Department of Libraries Publications Clearinghouse Digital Collection (<http://digitalprairie.ok.gov/cdm/search/collection/audits/>) pursuant to 65 O.S. § 3-114.



Oklahoma State Auditor & Inspector

2300 N. Lincoln Blvd. • State Capitol, Room 100 • Oklahoma City, OK 73105 • Phone: 405.521.3495 • Fax: 405.521.3426

June 9, 2017

**TO THE MEMBERS OF THE OKLAHOMA
HORSE RACING COMMISSION**

Transmitted herewith is the Audit Report of Gaming Operations for Will Rogers Downs and Remington Park for the month of May 2017. The report is the result of our monitoring and data accumulation in accordance with the State Auditor and Inspector's contract with the Oklahoma Horse Racing Commission (OHRC) and Title 3A of the Oklahoma Statutes for Gaming.

The goal of the State Auditor and Inspector is to promote accountability and fiscal integrity in state and local government. Maintaining our independence as we provide this service to the taxpayers of Oklahoma is of utmost importance.

We wish to take this opportunity to express our appreciation for the assistance and cooperation extended to our Office during our engagement.

Sincerely,

A handwritten signature in blue ink that reads "Gary A. Jones".

GARY A. JONES, CPA, CFE
OKLAHOMA STATE AUDITOR & INSPECTOR

**OKLAHOMA HORSE RACING COMMISSION
Audit Report of Gaming Operations
Will Rogers Downs and Remington Park
For the Month of May 2017**

TABLE OF CONTENTS

	<u>PAGE</u>
STATE AUDITOR AND INSPECTOR LETTER.....	4
TOTAL GAMING REVENUE.....	5
COMPARISON OF PRIOR MONTH AND PRIOR YEAR MONTH.....	6
YEAR TO DATE GAMING TOTALS.....	7
WILL ROGERS DOWNS REVENUE.....	8
REMINGTON PARK REVENUE.....	9
PRIOR TWELVE MONTH GRAPH.....	10



Oklahoma State Auditor & Inspector

2300 N. Lincoln Blvd. • State Capitol, Room 100 • Oklahoma City, OK 73105 • Phone: 405.521.3495 • Fax: 405.521.3426

TO THE MEMBERS OF THE OKLAHOMA HORSE RACING COMMISSION

We performed an audit in accordance with the OHRC Gaming Contract and Title 3A of the Oklahoma Statutes for Gaming. The information presented in this report is derived from gaming data obtained from the gaming vendors and licensees located at Will Rogers Downs and Remington Park for the month of May 2017.

Because our procedures do not constitute an audit conducted in accordance with generally accepted auditing standards, we do not express such an opinion on the information. This report relates only to this information and does not extend to any financial statements of the racetracks or racinos.

In planning and performing these procedures, we considered the internal control structure of the gaming departments; however, our procedures were substantially less in scope than the procedures we would have applied if we had been engaged to express an opinion on the internal controls. Accordingly, we do not express an opinion on their internal control structure.

Sincerely,

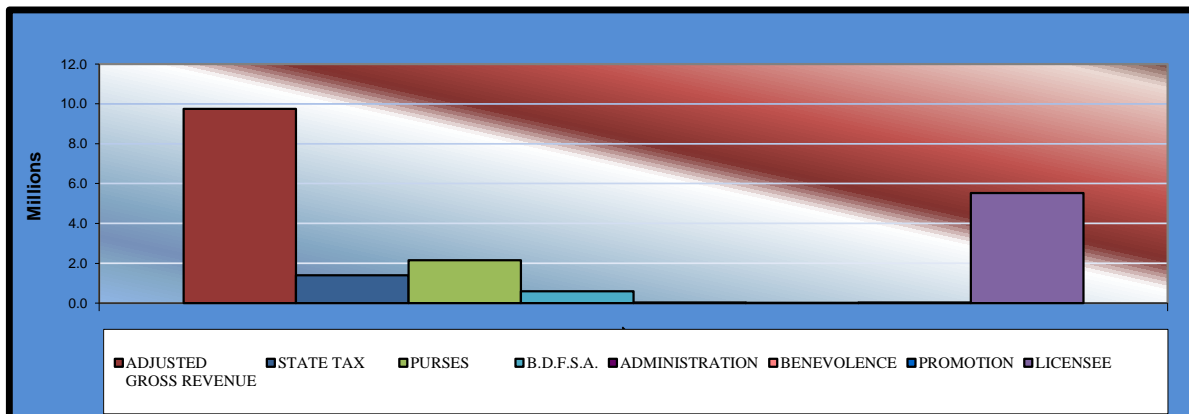
A handwritten signature in blue ink that reads "Gary A. Jones".

GARY A. JONES, CPA, CFE
OKLAHOMA STATE AUDITOR & INSPECTOR

June 9, 2017

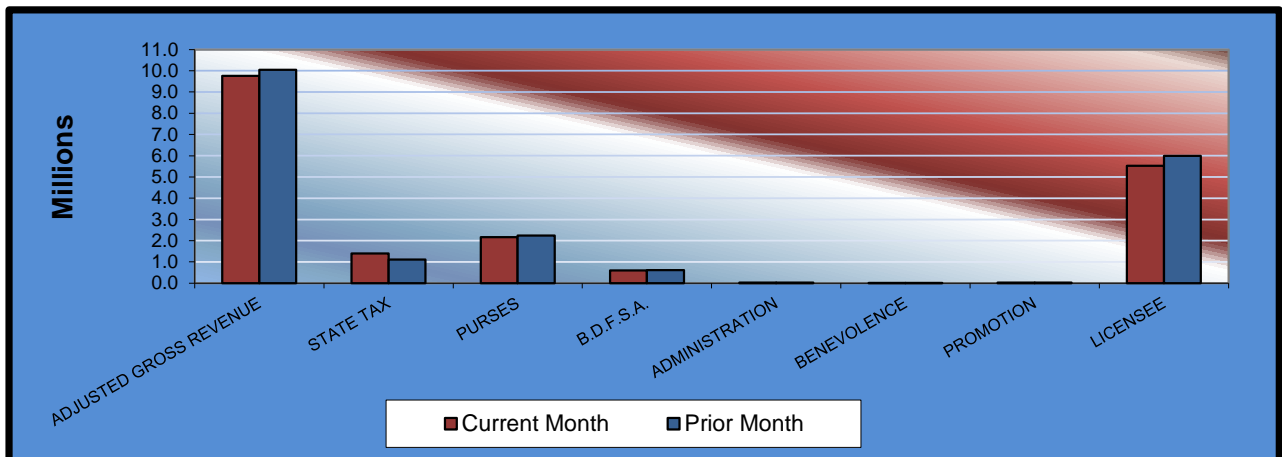
Gaming at Oklahoma Horse Racing Tracks Will Rogers Downs and Remington Park Total Gaming Revenue May 2017

	<u>TOTAL</u> 62	<u>WILL ROGERS DOWNS</u> 31	<u>REMINGTON PARK</u> 31
Gaming Days This Month			
Adjusted Gross Revenue	<u>\$9,753,713.90</u>	<u>\$1,570,767.45</u>	<u>\$8,182,946.45</u>
State Tax			
General Revenue Fund	168,508.86	18,849.20	149,659.66
Education Reform	1,235,731.67	138,227.53	1,097,504.14
Purse Fund			
<u>Purses</u>			
Thoroughbred	1,114,446.28	170,820.96	943,625.32
Quarterhorse	928,944.72	156,389.54	772,555.18
Paint & Appaloosa	117,827.05	17,376.61	100,450.44
Breeding Development Fund			
<u>Special Account</u>			
Thoroughbred	264,132.56	20,616.35	243,516.21
Quarterhorse	311,776.22	15,904.02	295,872.20
Paint & Appaloosa	20,030.82	1,767.10	18,263.72
<u>Administration</u>			
Thoroughbred	14,139.27	1,963.46	12,175.81
Quarterhorse	12,725.34	1,767.11	10,958.23
Paint & Appaloosa	1,413.92	196.35	1,217.57
<u>Benevolence</u>			
Thoroughbred	7,069.64	981.73	6,087.91
Quarterhorse	6,362.67	883.56	5,479.11
Paint & Appaloosa	706.96	98.17	608.79
<u>Promotions</u>			
Thoroughbred	14,139.27	1,963.46	12,175.81
Quarterhorse	12,725.34	1,767.11	10,958.23
Paint & Appaloosa	1,413.92	196.35	1,217.57
Licensee	\$5,521,619.39	\$1,020,998.84	\$4,500,620.55



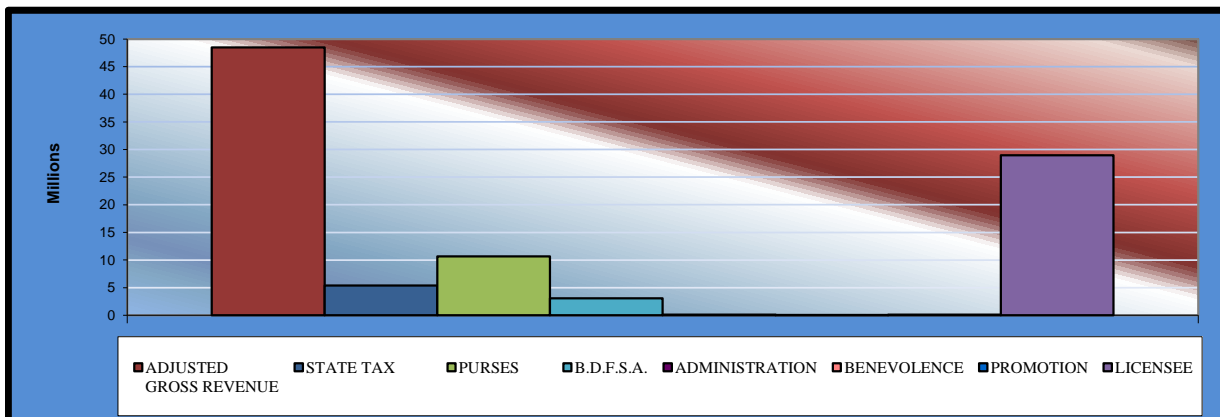
**Gaming at Oklahoma Horse Racing Tracks
Will Rogers Downs and Remington Park
Comparison of Prior Month and Prior Year Month
May 2017**

	<u>TOTAL</u>	<u>PRIOR MONTH</u>	<u>% CHANGE</u>	<u>PRIOR YEAR</u>	<u>% CHANGE</u>
Gaming Days	62	60	3.33%	62	0.00%
Adjusted Gross Revenue	\$9,753,713.90	\$10,037,600.33	-2.83%	\$9,926,901.54	-1.74%
State Tax					
General Revenue Fund	168,508.86	133,720.14	26.02%	174,542.58	-3.46%
Education Reform	1,235,731.67	980,614.39	26.02%	1,279,978.95	-3.46%
Purse Fund					
<u>Purses</u>					
Thoroughbred	1,114,446.28	1,154,613.53	-3.48%	1,120,494.70	-0.54%
Quarterhorse	928,944.72	962,499.27	-3.49%	935,725.00	-0.72%
Paint & Appaloosa	117,827.05	122,070.23	-3.48%	125,587.72	-6.18%
<u>Breeding Development Fund</u>					
<u>Special Account</u>					
Thoroughbred	264,132.56	273,548.58	-3.44%	263,098.95	0.39%
Quarterhorse	311,776.22	322,846.61	-3.43%	309,509.34	0.73%
Paint & Appaloosa	20,030.82	20,745.96	-3.45%	12,771.64	56.84%
<u>Administration</u>					
Thoroughbred	14,139.27	14,647.81	-3.47%	14,190.73	-0.36%
Quarterhorse	12,725.34	13,183.04	-3.47%	12,771.63	-0.36%
Paint & Appaloosa	1,413.92	1,464.78	-3.47%	1,419.04	-0.36%
<u>Benevolence</u>					
Thoroughbred	7,069.64	7,323.91	-3.47%	7,095.34	-0.36%
Quarterhorse	6,362.67	6,591.51	-3.47%	6,385.79	-0.36%
Paint & Appaloosa	706.96	732.39	-3.47%	709.55	-0.37%
<u>Promotions</u>					
Thoroughbred	14,139.27	14,647.81	-3.47%	14,190.73	-0.36%
Quarterhorse	12,725.34	13,183.04	-3.47%	12,771.63	-0.36%
Paint & Appaloosa	1,413.92	1,464.78	-3.47%	1,419.04	-0.36%
Licensee	\$5,521,619.39	\$5,993,702.55	-7.88%	\$5,634,239.18	-2.00%



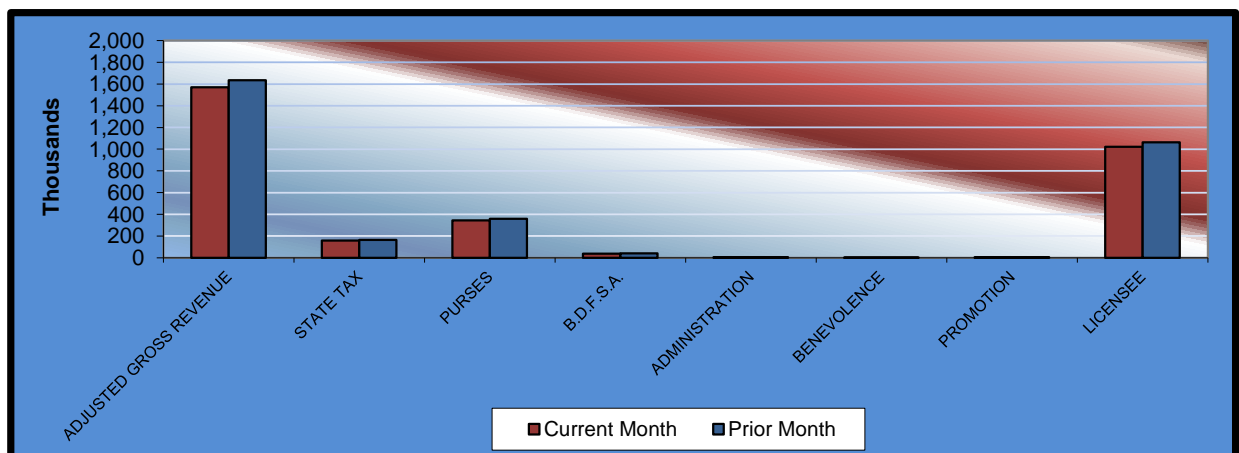
Gaming at Oklahoma Horse Racing Tracks Will Rogers Downs and Remington Park Year to Date Gaming Totals May 2017

	<u>TOTAL</u>	<u>WILL ROGERS DOWNS</u>	<u>REMINGTON PARK</u>
Gaming Days This Year	302	151	151
Adjusted Gross Revenue	<u>\$48,485,459.92</u>	<u>\$8,091,023.42</u>	<u>\$40,394,436.50</u>
State Tax			
General Revenue Fund	646,558.75	97,092.27	549,466.48
Education Reform	4,741,430.87	712,010.05	4,029,420.82
Purse Fund			
<u>Purses</u>			
Thoroughbred	5,568,109.83	879,898.80	4,688,211.03
Quarterhorse	4,545,088.19	765,114.18	3,779,974.01
Paint & Appaloosa	564,643.72	85,012.68	479,631.04
<u>Breeding Development Fund</u>			
<u>Special Account</u>			
Thoroughbred	1,316,055.63	106,194.72	1,209,860.91
Quarterhorse	1,650,660.65	122,369.90	1,528,290.75
Paint & Appaloosa	123,772.79	13,596.64	110,176.15
<u>Administration</u>			
Thoroughbred	70,606.84	10,113.78	60,493.06
Quarterhorse	63,546.15	9,102.41	54,443.74
Paint & Appaloosa	7,060.69	1,011.40	6,049.29
<u>Benevolence</u>			
Thoroughbred	35,303.42	5,056.89	30,246.53
Quarterhorse	31,773.07	4,551.20	27,221.87
Paint & Appaloosa	3,530.34	505.69	3,024.65
<u>Promotions</u>			
Thoroughbred	70,606.83	10,113.78	60,493.05
Quarterhorse	63,546.15	9,102.41	54,443.74
Paint & Appaloosa	7,060.69	1,011.40	6,049.29
Licensee	\$28,976,105.31	\$5,259,165.22	\$23,716,940.09



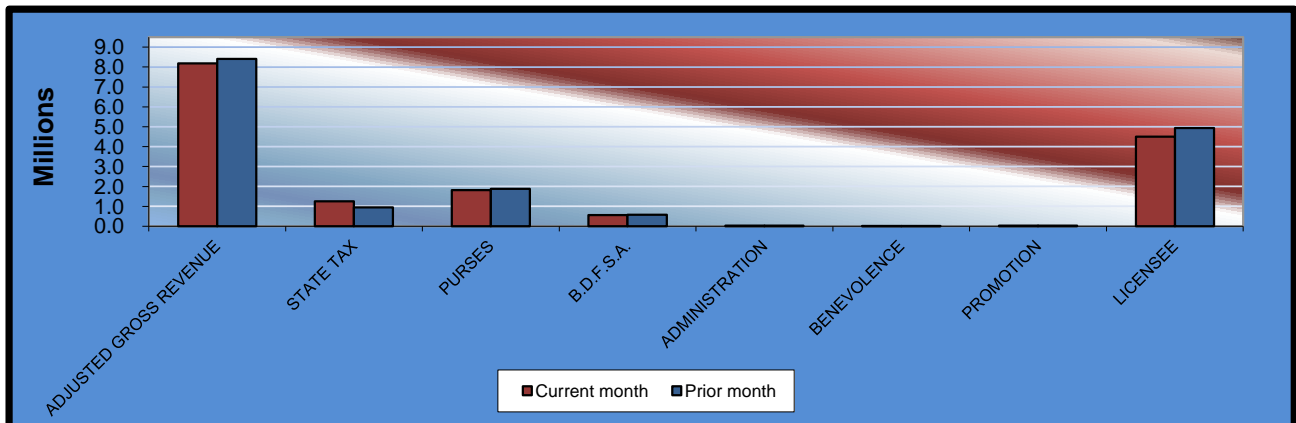
**Gaming at Oklahoma Horse Racing Tracks
Will Rogers Downs and Remington Park
Will Rogers Downs Revenue
May 2017**

<u>Will Rogers Downs</u>	<u>CURRENT MONTH</u>	<u>PRIOR MONTH</u>	<u>% CHANGE</u>	<u>May 2016</u>	<u>% CHANGE</u>
Gaming Days	31	30	3.33%	31	0.00%
Adjusted Gross Revenue	\$1,570,767.45	\$1,634,337.06	-3.89%	\$1,744,433.35	-9.96%
State Tax					
General Revenue Fund	18,849.20	19,612.04	-3.89%	20,933.20	-9.96%
Education Reform	138,227.53	143,821.66	-3.89%	153,510.13	-9.96%
Purse Fund					
<u>Purses</u>					
Thoroughbred	170,820.96	177,734.17	-3.89%	189,707.11	-9.96%
Quarterhorse	156,389.54	162,718.69	-3.89%	173,680.19	-9.96%
Paint & Appaloosa	17,376.61	18,079.85	-3.89%	19,297.78	-9.96%
Breeding Development Fund					
<u>Special Account</u>					
Thoroughbred	20,616.35	21,450.68	-3.89%	22,895.70	-9.96%
Quarterhorse	15,904.02	16,547.66	-3.89%	17,662.39	-9.96%
Paint & Appaloosa	1,767.10	1,838.62	-3.89%	1,962.49	-9.96%
<u>Administration</u>					
Thoroughbred	1,963.46	2,042.92	-3.89%	2,180.57	-9.96%
Quarterhorse	1,767.11	1,838.63	-3.89%	1,962.48	-9.96%
Paint & Appaloosa	196.35	204.29	-3.89%	218.03	-9.94%
<u>Benevolence</u>					
Thoroughbred	981.73	1,021.46	-3.89%	1,090.26	-9.95%
Quarterhorse	883.56	919.31	-3.89%	981.22	-9.95%
Paint & Appaloosa	98.17	102.15	-3.90%	109.04	-9.97%
<u>Promotions</u>					
Thoroughbred	1,963.46	2,042.92	-3.89%	2,180.57	-9.96%
Quarterhorse	1,767.11	1,838.63	-3.89%	1,962.48	-9.96%
Paint & Appaloosa	196.35	204.29	-3.89%	218.03	-9.94%
Licensee	\$1,020,998.84	\$1,062,319.09	-3.89%	\$1,133,881.68	-9.96%

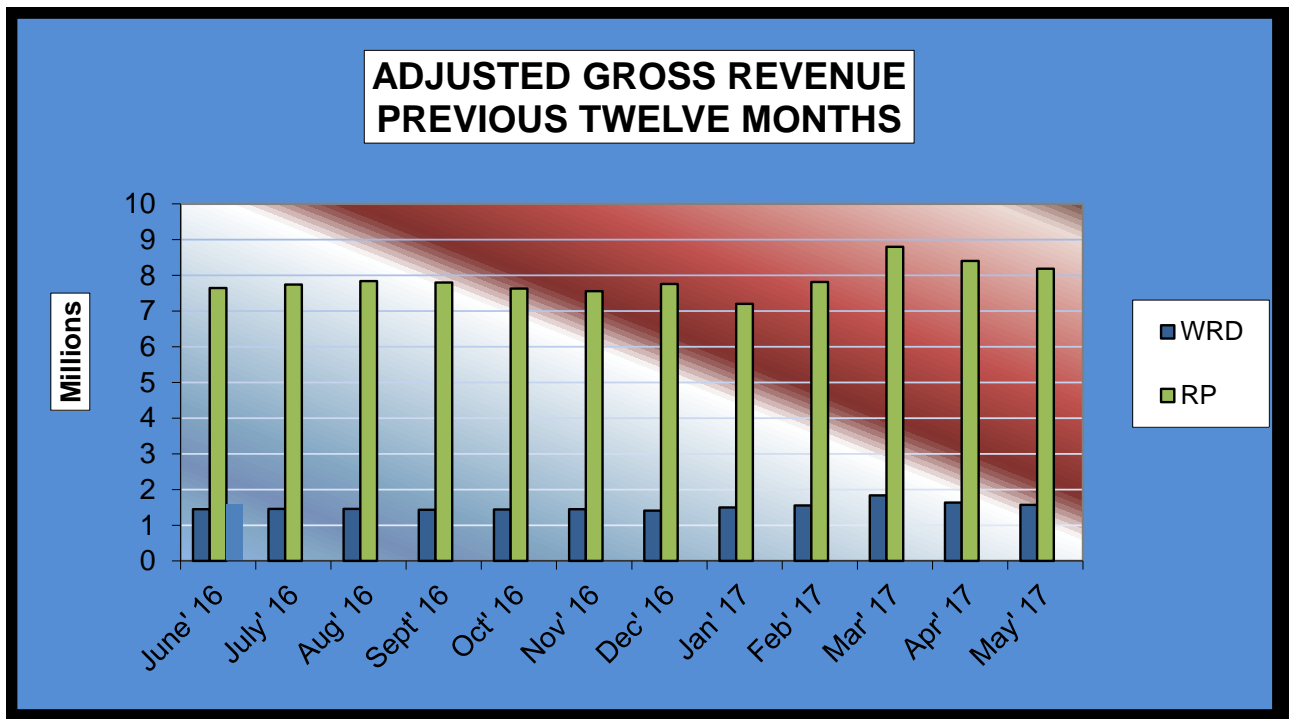


Gaming at Oklahoma Horse Racing Tracks Will Rogers Downs and Remington Park Remington Park Revenue May 2017

<u>Remington Park</u>	<u>CURRENT MONTH</u>	<u>PRIOR MONTH</u>	<u>% CHANGE</u>	<u>May 2016</u>	<u>% CHANGE</u>
Gaming Days	31	30	3.33%	31	0.00%
Adjusted Gross Revenue	\$ 8,182,946.45	\$8,403,263.27	-2.62%	\$8,182,468.19	0.01%
State Tax					
General Revenue Fund	149,659.66	114,108.10	31.16%	153,609.38	-2.57%
Education Reform	1,097,504.14	836,792.73	31.16%	1,126,468.82	-2.57%
Purse Fund					
<u>Purses</u>					
Thoroughbred	943,625.32	976,879.36	-3.40%	930,787.59	1.38%
Quarterhorse	772,555.18	799,780.58	-3.40%	762,044.81	1.38%
Paint & Appaloosa	100,450.44	103,990.38	-3.40%	106,289.94	-5.49%
Breeding Development Fund					
<u>Special Account</u>					
Thoroughbred	243,516.21	252,097.90	-3.40%	240,203.25	1.38%
Quarterhorse	295,872.20	306,298.95	-3.40%	291,846.95	1.38%
Paint & Appaloosa	18,263.72	18,907.34	-3.40%	10,809.15	68.97%
<u>Administration</u>					
Thoroughbred	12,175.81	12,604.89	-3.40%	12,010.16	1.38%
Quarterhorse	10,958.23	11,344.41	-3.40%	10,809.15	1.38%
Paint & Appaloosa	1,217.57	1,260.49	-3.41%	1,201.01	1.38%
<u>Benevolence</u>					
Thoroughbred	6,087.91	6,302.45	-3.40%	6,005.08	1.38%
Quarterhorse	5,479.11	5,672.20	-3.40%	5,404.57	1.38%
Paint & Appaloosa	608.79	630.24	-3.40%	600.51	1.38%
<u>Promotions</u>					
Thoroughbred	12,175.81	12,604.89	-3.40%	12,010.16	1.38%
Quarterhorse	10,958.23	11,344.41	-3.40%	10,809.15	1.38%
Paint & Appaloosa	1,217.57	1,260.49	-3.41%	1,201.01	1.38%
Licensee	\$ 4,500,620.55	\$4,931,383.46	-8.74%	\$4,500,357.50	0.01%



**Gaming at Oklahoma Horse Racing Tracks
Will Rogers Downs and Remington Park
Prior Twelve Month Graph
May 2017**





OFFICE OF THE STATE AUDITOR & INSPECTOR
2300 N. LINCOLN BOULEVARD, ROOM 100
OKLAHOMA CITY, OK 73105-4896

WWW.SAI.OK.GOV