

2022 MAYES COUNTY ASSESSOR'S OFFICE REPORT TO THE EXCISE BOARD

07/20/2022

City/Village								
DISTRICT	DESCRIPTION	PERSONAL PROPERTY	REAL PROPERTY	PUBLIC SERVICE	TOTAL VALUATION	HOMESTEAD EXEMPTIONS	OTHER EXEMPTIONS	NET VALUATION
T001	Pryor City	5,137,310	58,824,199	732,758	64,694,267	1,454,950	851,980	62,387,337
T002	Adair City	265,305	4,279,134	577,584	5,122,023	118,941	95,044	4,908,038
T003	Chouteau City	699,463	13,979,376	1,843,179	16,522,018	413,463	326,409	15,782,146
T004	Disney City	124,062	3,986,086	53,176	4,163,323	38,966	38,221	4,086,136
T005	HootOwl City	0	4,441	0	4,441	0	0	4,441
T006	Grand Lake	0	1,860,737	9,633	1,870,370	30,000	11,836	1,828,534
T007	Langley City	1,013,020	8,251,723	375,699	9,640,442	147,896	39,462	9,453,084
T008	Locust Grove City	635,459	6,604,758	944,301	8,184,518	208,066	58,674	7,917,778
T009	Pensacola City	26,616	219,431	56,019	302,066	19,357	0	282,709
T010	Salina City	420,035	3,641,320	1,032,673	5,094,028	144,189	71,489	4,878,350
T011	Spavinaw City	38,102	1,137,438	172,876	1,348,416	81,996	38,670	1,227,750
T012	Sport Acres	49	689,260	41,912	731,221	28,000	0	703,221
T014	Strang City	9,289	143,070	69,535	221,894	16,695	3,233	201,966
CITY/VILLAGE TOTAL VALUATION		8,368,710	103,620,972	5,909,345	117,899,027	2,702,519	1,535,018	113,661,490

County								
DISTRICT	DESCRIPTION	PERSONAL PROPERTY	REAL PROPERTY	PUBLIC SERVICE	TOTAL VALUATION	HOMESTEAD EXEMPTIONS	OTHER EXEMPTIONS	NET VALUATION
C001	Mayes County	542,325,573	603,987,328	30,197,334	1,176,510,235	8,098,359	5,099,459	1,163,312,417
COUNTY TOTAL VALUATION		542,325,573	603,987,328	30,197,334	1,176,510,235	8,098,359	5,099,459	1,163,312,417

School								
DISTRICT	DESCRIPTION	PERSONAL PROPERTY	REAL PROPERTY	PUBLIC SERVICE	TOTAL VALUATION	HOMESTEAD EXEMPTIONS	OTHER EXEMPTIONS	NET VALUATION
SC08	Ketchum	1,351,488	37,550,460	1,249,593	40,151,541	440,954	305,677	39,404,910
SC65	Vinita	61,285	1,046,265	448,308	1,555,858	39,000	7,432	1,509,426
SD01	Jay	552,520	5,773,319	592,373	6,918,212	142,689	108,439	6,667,084
SD35	Wickliffe	122,368	2,494,970	350,158	2,967,496	129,514	67,350	2,770,632
SD43	Osage	1,623,342	18,822,714	4,514,093	24,960,149	377,000	272,040	24,311,109
SI01	Pryor School	516,700,656	399,075,277	7,395,227	923,171,160	2,463,773	1,646,603	919,060,784
SI02	Adair School	2,742,814	35,744,293	5,236,150	43,723,257	1,118,934	646,883	41,957,440

2022 MAYES COUNTY ASSESSOR'S OFFICE REPORT TO THE EXCISE BOARD

07/20/2022

SI16	Salina School	1,397,924	24,430,981	1,804,362	27,633,267	865,001	569,556	26,198,710
SI17	Locust Grove	2,457,628	38,270,971	3,032,584	43,761,183	1,445,759	826,495	41,488,929
SI32	Chouteau-Mazie	15,155,326	38,608,281	5,535,251	59,298,858	1,008,112	636,763	57,653,983
SR03	Chelsea (Rogers)	115,743	1,842,912	28,797	1,987,452	58,623	12,221	1,916,608
SR05	Inola	44,479	326,885	10,438	381,802	9,000	0	372,802
SCHOOL TOTAL VALUATION		542,325,573	603,987,328	30,197,334	1,176,510,235	8,098,359	5,099,459	1,163,312,417


Vo-Tech								
DISTRICT	DESCRIPTION	PERSONAL PROPERTY	REAL PROPERTY	PUBLIC SERVICE	TOTAL VALUATION	HOMESTEAD EXEMPTIONS	OTHER EXEMPTIONS	NET VALUATION
V001	Vo Tech - 1	542,325,573	603,987,328	30,197,334	1,176,510,235	8,098,359	5,099,459	1,163,312,417
VO-TECH TOTAL VALUATION		542,325,573	603,987,328	30,197,334	1,176,510,235	8,098,359	5,099,459	1,163,312,417

I, YOLANDA THOMPSON, Assessor of Mayes County Oklahoma, do hereby certify that the foregoing is a true and correct statement of valuations for Real Estate, Personal Property, Public Service and Homestead Exemptions as certified by the State Board of Equalization and shown by the records in the County Assessor's office. Subscribed by my name and affixed the seal of the County Assessors office on this day of 07/20/2022.

State of Oklahoma)
 Mayes County) SS

Yolande Thompson

YOLANDA THOMPSON
 County Assessor
 Mayes County



I, , County Clerk of Mayes County Oklahoma, do hereby certify that the above is a true, correct and complete list of the valuations of Mayes County Oklahoma as certified by the Mayes County Assessor's office.

Brittany Anne Dowd

County Clerk
 Mayes County


Seal

Jan H F

8.1.22

Date

Excise Board:



T001 Pryor City

District Type : City/Village

Real	Count	Value
Agricultural	85	415,411
Commercial	456	21,349,431
Residential	3,506	37,059,357
Total Real Value	4,047	58,824,199
Homestead	1,381	1,454,950
Veteran	52	851,980
Other	0	0
Total Exempt	1,508	2,306,930

TIF Increment Value

Net Assessed **56,517,269**

Under Protest

Senior Freeze 401 3,009,417
 Capped Parcels 3,212 15,220,040

Personal	Count	Value
Agricultural	11	14,865
Commercial	422	4,854,122
Mobile Home	96	270,589
Total Personal	529	5,139,576
Total Exempt	2	2,266

TIF Increment Value

Net Assessed **5,137,310**

Under Protest

Public Service	Count	Value
Total PS Value	24	732,758

TIF Increment Value

Net Assessed **732,758**

Under Protest

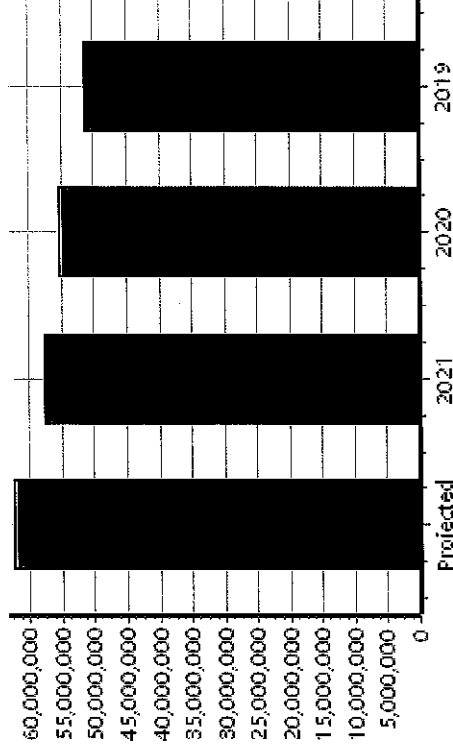
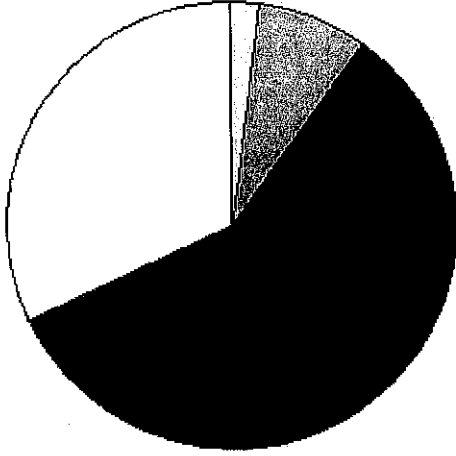
District Totals	Value
Total Gross Value	64,696,533
Homestead Loss	1,454,950
Other Exemption Loss	854,246

TIF Increment Value

Retained TIF Value **62,387,337**

Net Assessed Value

Under Protest



Real	Count	Value
Agricultural	74	378,206
Commercial	49	1,066,254
Residential	339	2,834,674
Total Real Value	462	4,279,134
Homestead	115	118,941
Veteran	8	95,044
Other	0	0
Total Exempt	127	213,985

TIF Increment Value

Net Assessed 4,065,149

Under Protest

Senior Freeze	19	8,165,904
Capped Parcels	418	1,483,492

Personal	Count	Value
Agricultural	15	34,005
Commercial	31	203,599
Mobile Home	11	27,701
Total Personal	57	265,305
Total Exempt	0	0

TIF Increment Value

Net Assessed 265,305

Under Protest

Public Service	Count	Value
Total PS Value	14	577,584

TIF Increment Value

Net Assessed 577,584

Under Protest

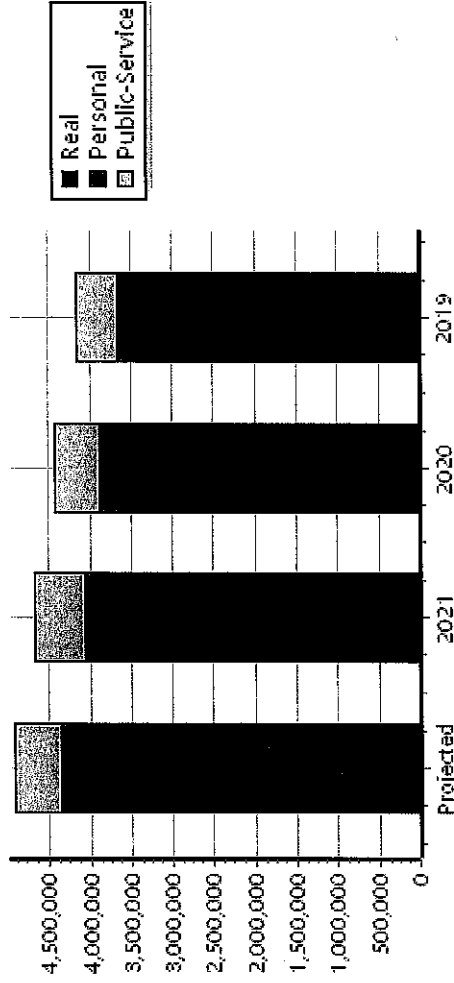
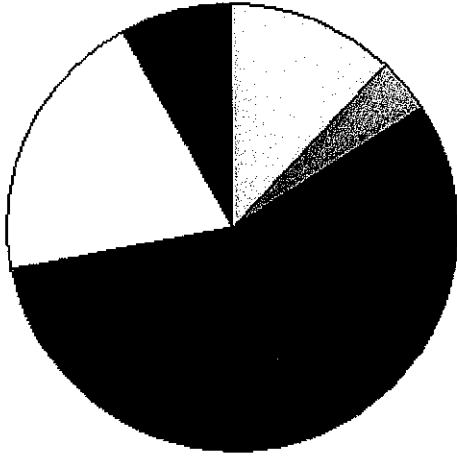
District Totals	Value
Total Gross Value	5,122,023
Homestead Loss	118,941
Other Exemption Loss	95,044

TIF Increment Value

Retained TIF Value

Net Assessed Value 4,908,038

Under Protest



Real	Count	Value
Agricultural	16	12,540
Commercial	143	3,249,879
Residential	988	10,716,957
Total Real Value	1,147	13,979,376
Homestead	387	413,463
Veteran	21	326,409
Other	0	0
Total Exempt	435	739,872

TIF Increment Value

Net Assessed 13,239,504

Under Protest

Senior Freeze	98	804,633
Capped Parcels	923	4,642,728

Personal	Count	Value
Agricultural	8	35,939
Commercial	75	604,531
Mobile Home	41	60,467
Total Personal	124	700,937
Total Exempt	1	1,474

TIF Increment Value

Net Assessed 699,463

Under Protest

Public Service	Count	Value
Total PS Value	10	1,843,179

TIF Increment Value

Net Assessed 1,843,179

Under Protest

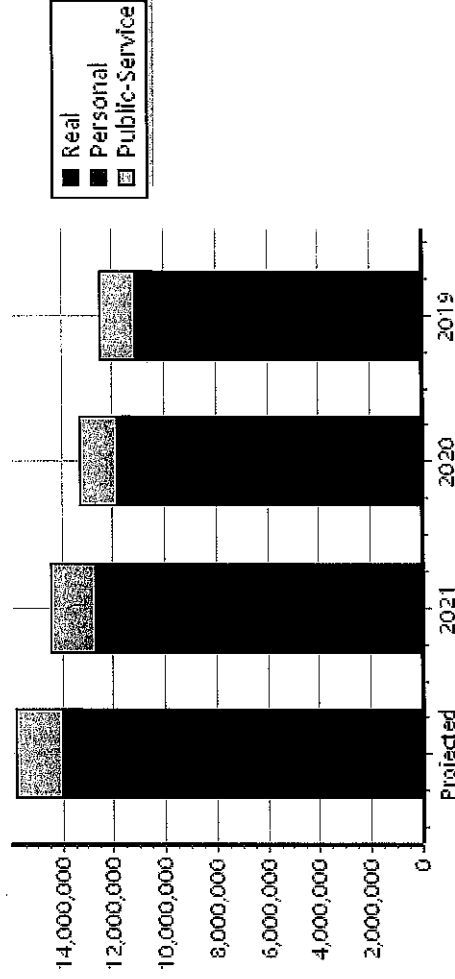
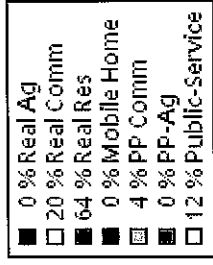
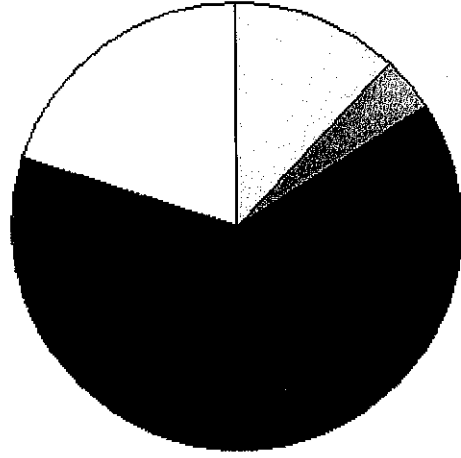
District Totals	Value
Total Gross Value	16,523,492
Homestead Loss	413,463
Other Exemption Loss	327,883

TIF Increment Value

Retained TIF Value

Net Assessed Value 15,782,146

Under Protest



Real	Count	Value
Agricultural	0	0
Commercial	57	525,759
Residential	306	3,460,326
Total Real Value	363	3,986,085
Homestead	38	38,966
Veteran	4	38,221
Other	0	0
Total Exempt	43	77,187

TIF Increment Value
Net Assessed 3,908,898
Under Protest

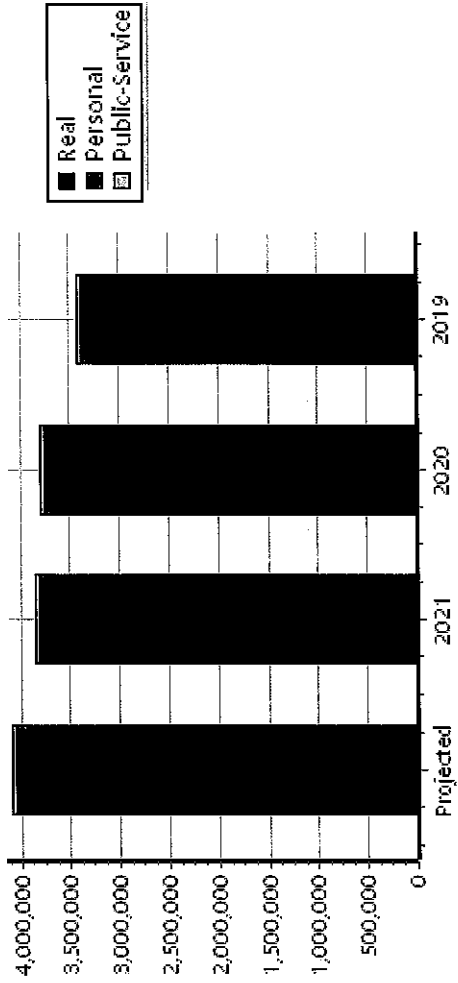
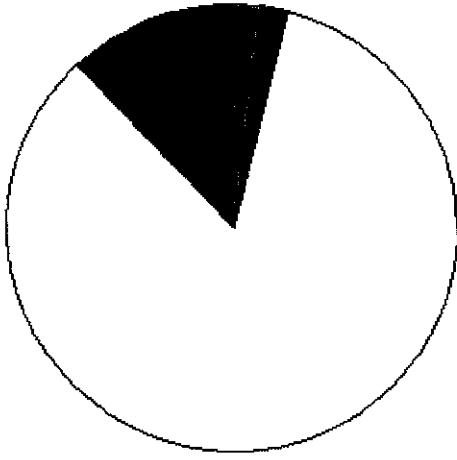
Senior Freeze	11	58,565
Capped Parcels	239	1,250,489

Personal	Count	Value
Agricultural	2	834
Commercial	15	99,366
Mobile Home	14	23,862
Total Personal	31	124,062
Total Exempt	0	0

TIF Increment Value
Net Assessed 124,062
Under Protest

Public Service	Count	Value
Total PS Value	4	53,176
TIF Increment Value		
Net Assessed		53,176
Under Protest		

District Totals	Value
Total Gross Value	4,163,323
Homestead Loss	38,966
Other Exemption Loss	38,221
TIF Increment Value	
Retained TIF Value	
Net Assessed Value	4,086,136
Under Protest	



Real	Count	Value
Agricultural	1	4,441
Commercial	0	0
Residential	0	0
Total Real Value	1	4,441
Homestead	0	0
Veteran	0	0
Other	0	0
Total Exempt	0	0

TIF Increment Value

Net Assessed 4,441

Under Protest

Senior Freeze 0
Capped Parcels 1 2,560

Personal	Count	Value
Agricultural	0	0
Commercial	0	0
Mobile Home	0	0
Total Personal	0	0
Total Exempt	0	0

TIF Increment Value

Net Assessed 0

Under Protest

Public Service	Count	Value
Total PS Value	0	0

TIF Increment Value

Net Assessed 0

Under Protest


District Totals	Count	Value
Total Gross Value		4,441
Homestead Loss		0
Other Exemption Loss		0

TIF Increment Value

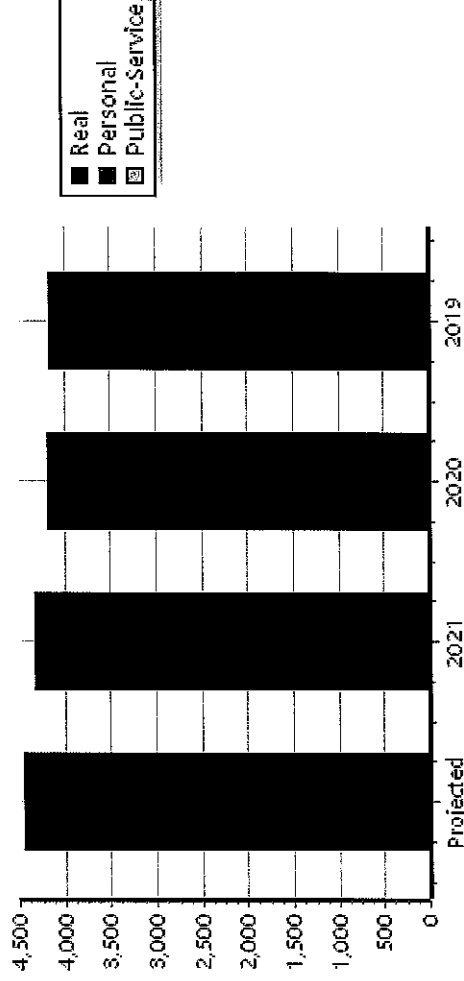
Retained TIF Value

Net Assessed Value 4,441

Under Protest



100 % Real Ag



Real	Count	Value
Agricultural	0	0
Commercial	0	0
Residential	107	1,860,737
Total Real Value	107	1,860,737
Homestead	28	30,000
Veteran	1	11,836
Other	0	0
Total Exempt	31	41,836

TIF Increment Value

Net Assessed 1,818,901

Under Protest

Senior Freeze 5 50,761

Capped Parcels 89 1,242,447

Personal	Count	Value
Agricultural	0	0
Commercial	0	0
Mobile Home	0	0
Total Personal	0	0
Total Exempt	0	0

TIF Increment Value

Net Assessed 0

Under Protest

Public Service	Count	Value
Total PS Value	2	9,633

TIF Increment Value

Net Assessed 9,633

Under Protest

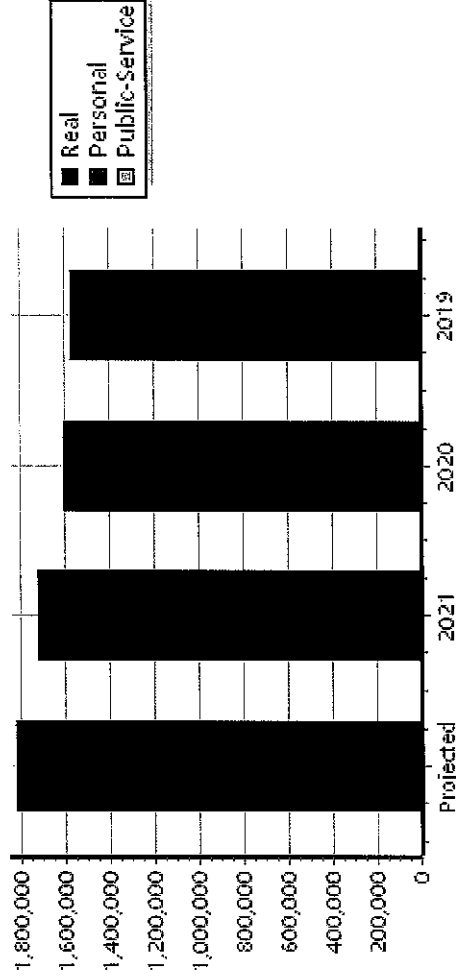

District Totals	Value
Total Gross Value	1,870,370
Homestead Loss	30,000
Other Exemption Loss	11,836

TIF Increment Value

Retained TIF Value

Net Assessed Value 1,828,534

Under Protest



T007 Langley City

District Type : City/Village

Real	Count	Value
Agricultural	5	33,338
Commercial	101	2,435,154
Residential	570	5,783,231
Total Real Value	676	8,251,723
Homestead	134	147,896
Veteran	5	39,462
Other	0	0
Total Exempt	155	187,358

TIF Increment Value	8,064,365	
Net Assessed	8,064,365	
Under Protest		
Senior Freeze	35	166,096
Capped Parcels	455	2,279,838

Personal	Count	Value
Agricultural	0	0
Commercial	82	1,004,677
Mobile Home	4	8,343
Total Personal	86	1,013,020
Total Exempt	0	0

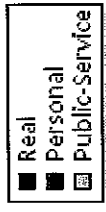
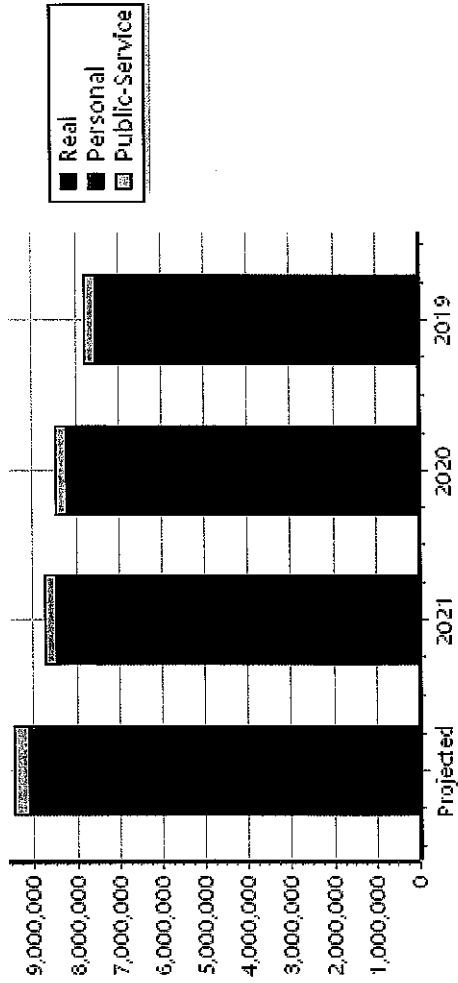
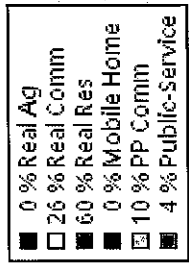
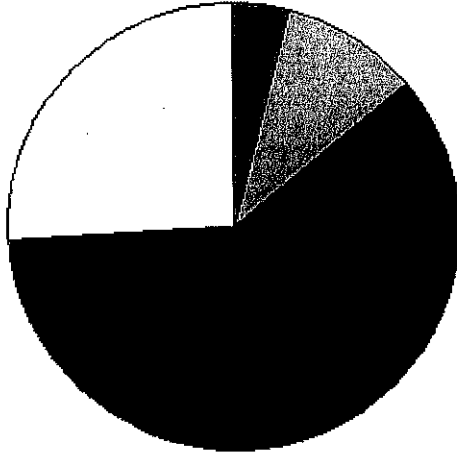
TIF Increment Value	1,013,020
Net Assessed	1,013,020
Under Protest	

Public Service	Count	Value
Total PS Value	12	375,699

TIF Increment Value	375,699
Net Assessed	375,699
Under Protest	

District Totals	Value
Total Gross Value	9,640,442
Homestead Loss	147,896
Other Exemption Loss	39,462

TIF Increment Value	9,453,084
Retained TIF Value	
Net Assessed Value	9,453,084
Under Protest	



Real	Count	Value
Agricultural	12	89,323
Commercial	122	2,244,635
Residential	603	4,270,800
Total Real Value	737	6,604,758
Homestead	190	208,066
Veteran	5	58,674
Other	0	0
Total Exempt	214	266,740

TIF Increment Value

Net Assessed 6,338,018

Under Protest

Senior Freeze	56	273,431
Capped Parcels	596	2,706,954

Personal	Count	Value
Agricultural	1	3,174
Commercial	62	627,012
Mobile Home	6	5,273
Total Personal	69	635,459
Total Exempt	0	0

TIF Increment Value

Net Assessed 635,459

Under Protest

Public Service	Count	Value
Total PS Value	8	944,301

TIF Increment Value

Net Assessed 944,301

Under Protest

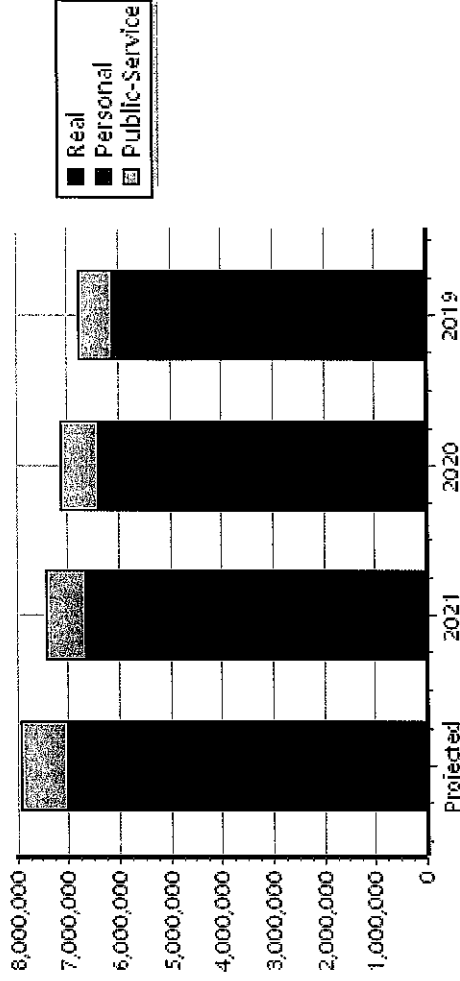
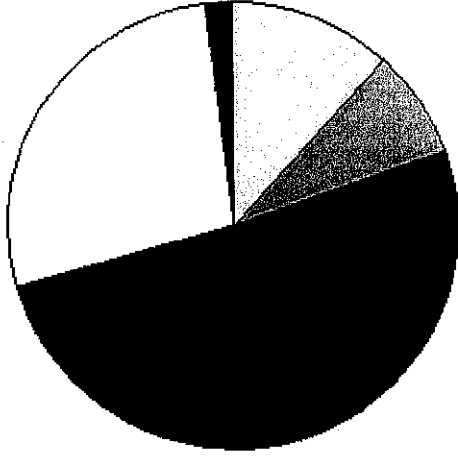
District Totals	Value
Total Gross Value	8,184,518
Homestead Loss	208,066
Other Exemption Loss	58,674

TIF Increment Value

Retained TIF Value

Net Assessed Value 7,917,778

Under Protest



Real	Count	Value
Agricultural	17	7,158
Commercial	5	19,969
Residential	96	192,304
Total Real Value	118	219,431
Homestead	20	19,357
Veteran	0	0
Other	0	0
Total Exempt	20	19,357

TIF Increment Value

Net Assessed 200,074

Under Protest

Senior Freeze 1 9,237

Capped Parcels 89 88,911

Personal	Count	Value
Agricultural	1	980
Commercial	2	23,302
Mobile Home	2	2,334
Total Personal	5	26,616
Total Exempt	0	0

TIF Increment Value

Net Assessed 26,616

Under Protest

Public Service	Count	Value
Total PS Value	4	56,019

TIF Increment Value

Net Assessed 56,019

Under Protest

District Totals

Total Gross Value 302,066

Homestead Loss 19,357

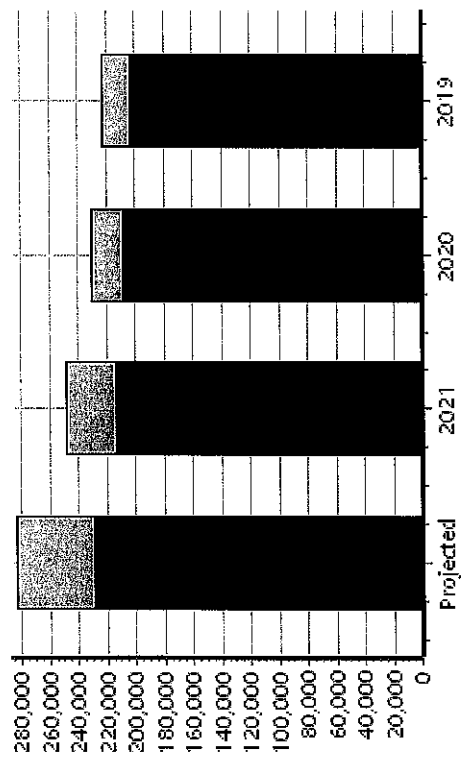

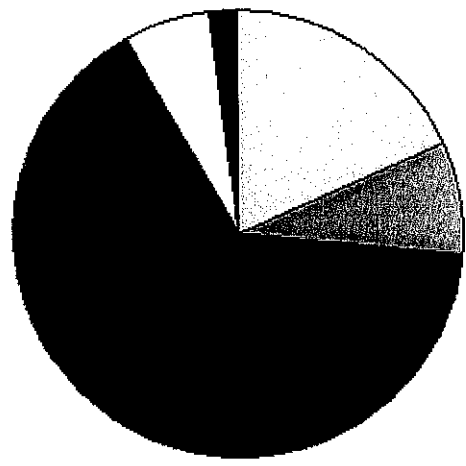
Other Exemption Loss 0

TIF Increment Value

Retained TIF Value

Net Assessed Value 262,709

Under Protest



Real	Count	Value
Agricultural	4	63
Commercial	80	1,031,226
Residential	509	2,610,031
Total Real Value	593	3,641,320
Homestead	135	144,189
Veteran	8	71,489
Other	0	0
Total Exempt	153	215,678

TIF Increment Value

Net Assessed 3,425,642

Under Protest

Senior Freeze	41	207,000
Capped Parcels	545	1,811,132

Personal	Count	Value
Agricultural	5	8,121
Commercial	49	355,229
Mobile Home	38	58,267
Total Personal	92	421,617
Total Exempt	1	1,582

TIF Increment Value

Net Assessed 420,035

Under Protest

Public Service	Count	Value
Total PS Value	8	1,032,673

TIF Increment Value

Net Assessed 1,032,673

Under Protest

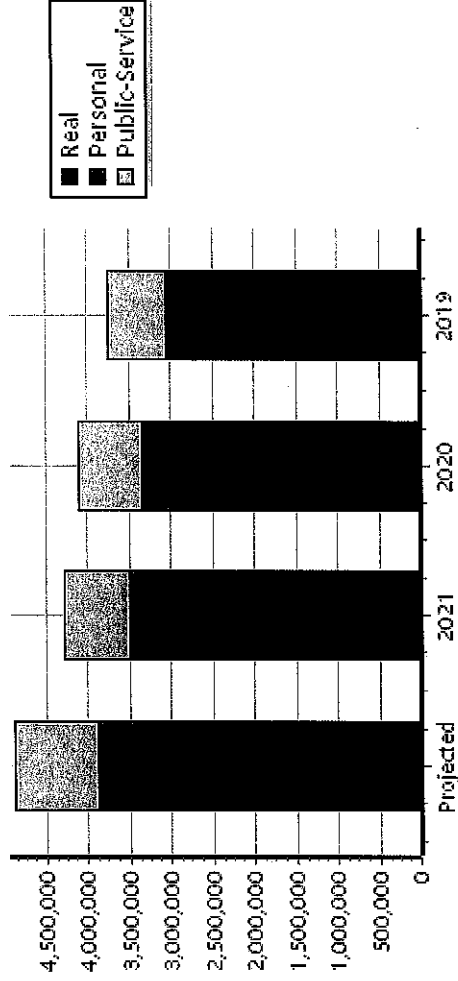
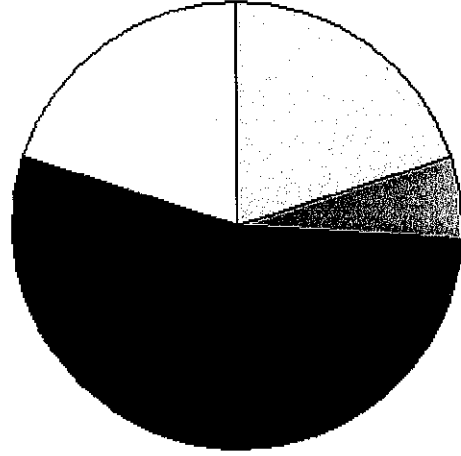
District Totals	Value
Total Gross Value	5,095,610
Homestead Loss	144,189
Other Exemption Loss	73,071

TIF Increment Value

Retained TIF Value

Net Assessed Value 4,878,350

Under Protest



Real	Count	Value
Agricultural	0	0
Commercial	33	356,600
Residential	325	780,838
Total Real Value	358	1,137,438
Homestead	77	81,996
Veteran	5	38,670
Other	0	0
Total Exempt	88	120,666

TIF Increment Value		1,016,772
Net Assessed		1,016,772
Under Protest		
Senior Freeze	23	37,453
Capped Parcels	173	152,937

Personal	Count	Value
Agricultural	2	3,566
Commercial	12	27,715
Mobile Home	3	6,821
Total Personal	17	38,102
Total Exempt	0	0

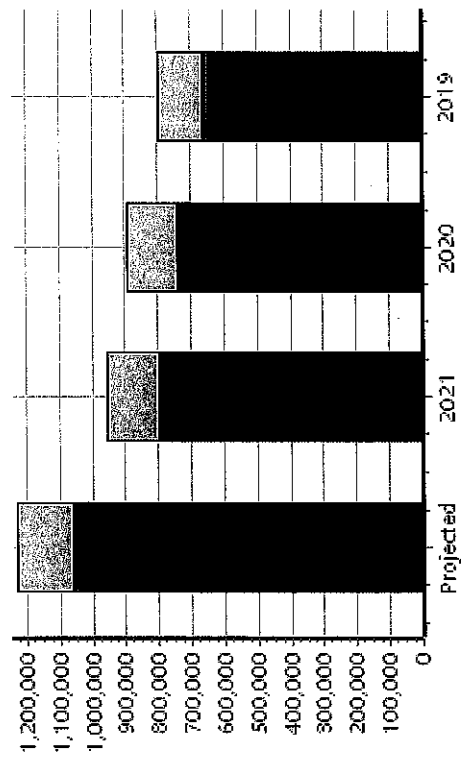
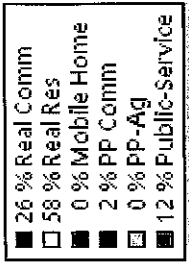
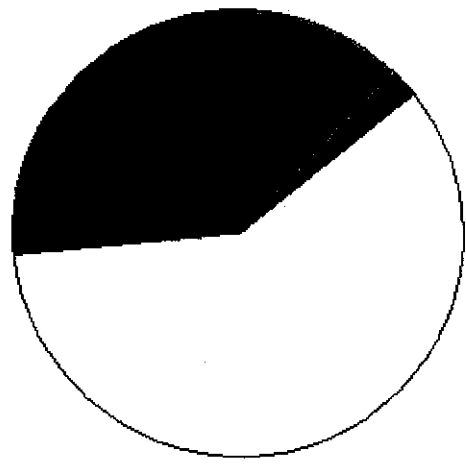
TIF Increment Value		38,102
Net Assessed		38,102
Under Protest		

Public Service	Count	Value
Total PS Value	6	172,876

TIF Increment Value		172,876
Net Assessed		172,876
Under Protest		

District Totals	Count	Value
Total Gross Value		1,348,416
Homestead Loss		81,996
Other Exemption Loss		38,670

TIF Increment Value		1,227,750
Retained TIF Value		1,227,750
Net Assessed Value		1,227,750
Under Protest		



T012 Sport Acres

District Type : City/Village

Real	Count	Value
Agricultural	0	0
Commercial	2	26,433
Residential	84	662,827
Total Real Value	86	689,260
Homestead	26	28,000
Veteran	0	0
Other	0	0
Total Exempt	28	28,000

TIF Increment Value
Net Assessed 661,260
Under Protest

Senior Freeze 5 29,315
 Capped Parcels 76 221,231

Personal	Count	Value
Agricultural	0	0
Commercial	1	49
Mobile Home	0	0
Total Personal	1	49
Total Exempt	0	0


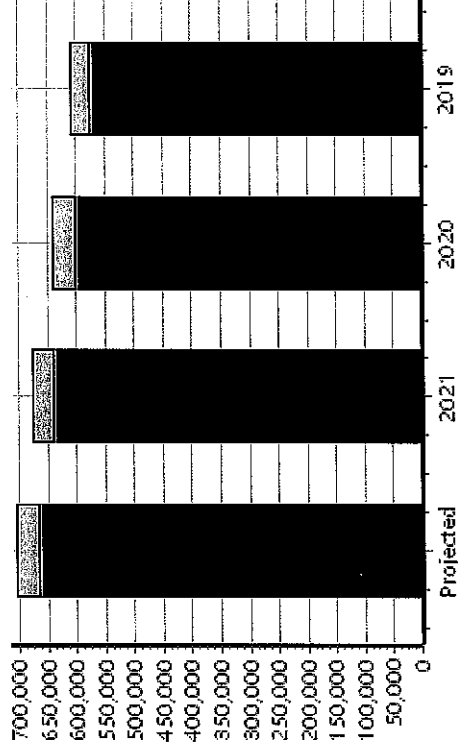

TIF Increment Value
Net Assessed 49
Under Protest

Public Service	Count	Value
Total PS Value	6	41,912

TIF Increment Value
Net Assessed 41,912
Under Protest

District Totals	Value
Total Gross Value	731,221
Homestead Loss	28,000
Other Exemption Loss	0

TIF Increment Value
Retained TIF Value
Net Assessed Value 703,221
Under Protest



Real	Count	Value
Agricultural	0	0
Commercial	6	9,045
Residential	116	134,025
Total Real Value	122	143,070
Homestead	16	16,695
Veteran	1	3,233
Other	0	0
Total Exempt	19	19,928

TIF Increment Value		123,142
Net Assessed		12,295
Under Protest	88	58,754

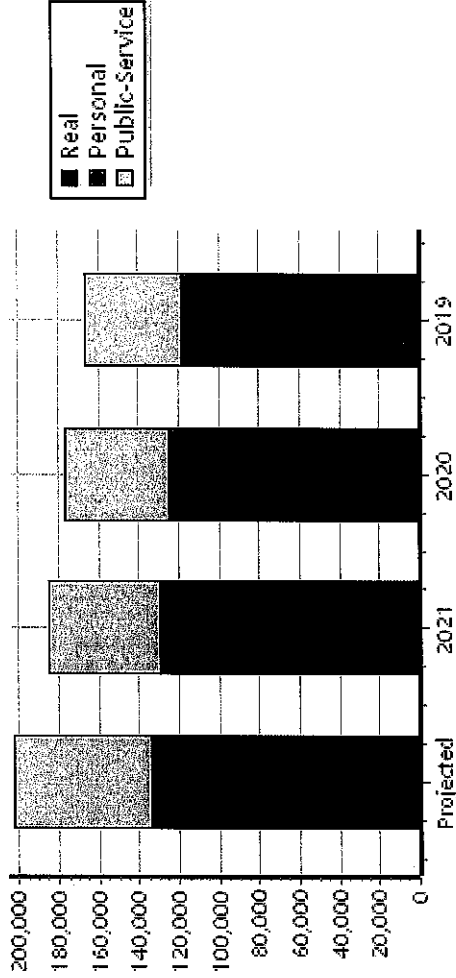
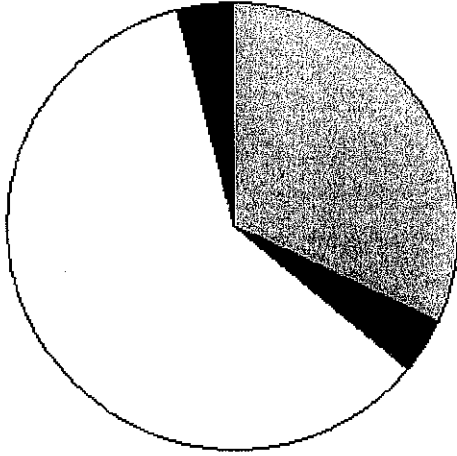
Personal	Count	Value
Agricultural	0	0
Commercial	1	127
Mobile Home	3	9,162
Total Personal	4	9,289
Total Exempt	0	0

TIF Increment Value		9,289
Net Assessed		9,289
Under Protest		

Public Service	Count	Value
Total PS Value	3	69,535

TIF Increment Value		69,535
Net Assessed		69,535
Under Protest		

District Totals	Value
Total Gross Value	221,894
Homestead Loss	16,695
Other Exemption Loss	3,233
TIF Increment Value	
Retained TIF Value	
Net Assessed Value	201,966
Under Protest	



Real	Count	Value
Agricultural	5,609	46,412,449
Commercial	1,333	351,318,268
Residential	19,682	206,243,031
Total Real Value	26,624	603,987,328
Homestead	7,714	8,098,359
Veteran	354	5,099,459
Other	0	0
Total Exempt	8,478	13,197,818

TIF Increment Value	590,789,510	
Net Assessed	590,789,510	
Under Protest		
Senior Freeze	1,762	22,921,241
Capped Parcels	19,163	119,222,595

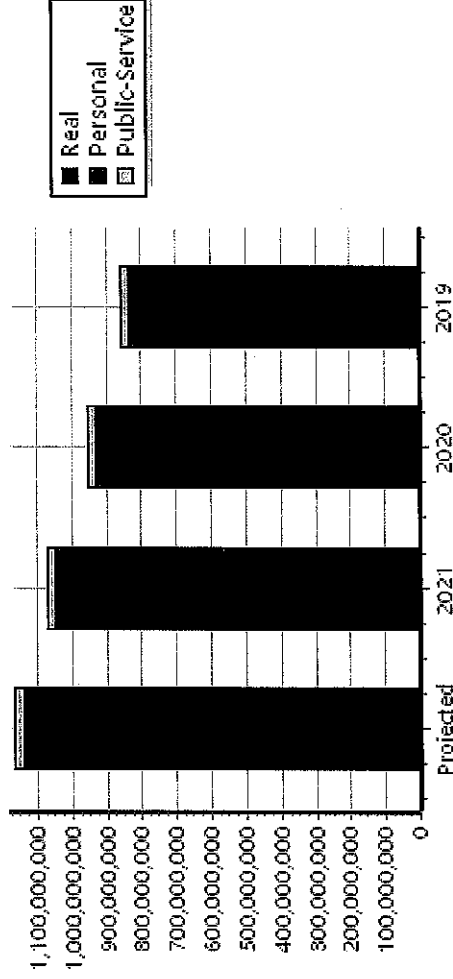
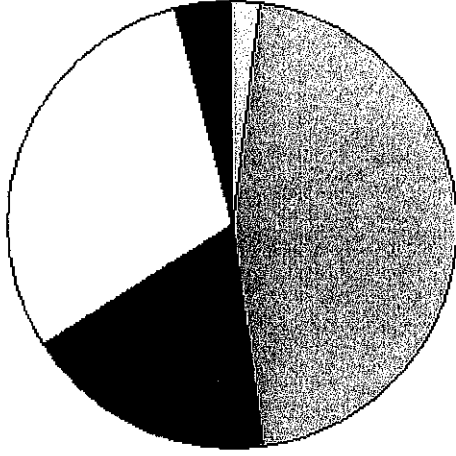
Personal	Count	Value
Agricultural	1,559	4,318,007
Commercial	1,410	550,911,467
Mobile Home	1,172	2,750,600
Total Personal	4,141	557,980,074
Total Exempt	56	15,654,501

TIF Increment Value	542,325,573
Net Assessed	542,325,573
Under Protest	

Public Service	Count	Value
Total PS Value	248	30,197,334

TIF Increment Value	30,197,334
Net Assessed	30,197,334
Under Protest	

District Totals	Value
Total Gross Value	1,192,151,156
Homestead Loss	8,098,359
Other Exemption Loss	20,753,960
TIF Increment Value	
Retained TIF Value	
Net Assessed Value	1,163,312,417
Under Protest	



Real	Count	Value
Agricultural	176	1,387,589
Commercial	132	3,753,602
Residential	2,025	32,409,269
Total Real Value	2,333	37,550,460
Homestead	413	440,954
Veteran	17	305,677
Other	0	0
Total Exempt	461	746,631

TIF Increment Value 36,803,829

Net Assessed 36,803,829

Under Protest

Senior Freeze 103 969,279

Capped Parcels 1,746 13,935,311

Personal	Count	Value
Agricultural	45	112,504
Commercial	121	1,171,394
Mobile Home	26	67,590
Total Personal	192	1,351,488
Total Exempt	0	0

TIF Increment Value 1,351,488

Net Assessed 1,351,488

Under Protest

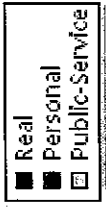
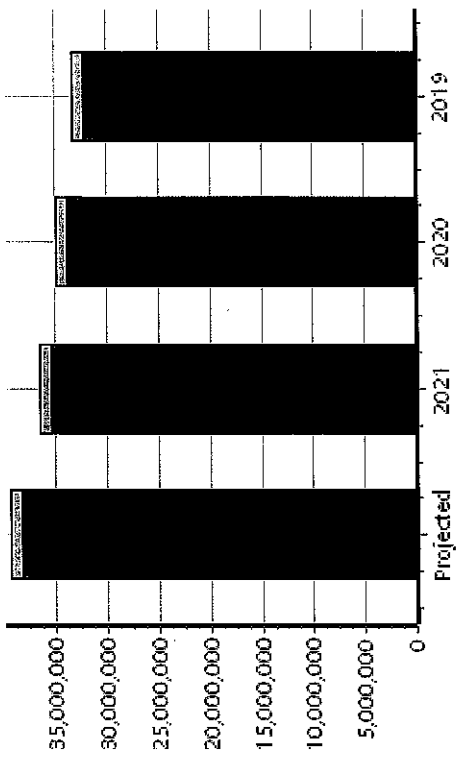

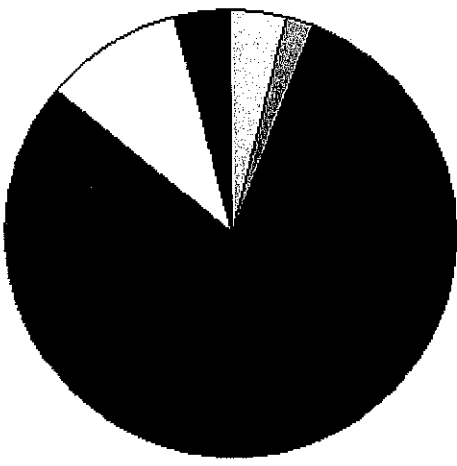
Public Service	Count	Value
Total PS Value	24	1,249,593

TIF Increment Value 1,249,593

Net Assessed 1,249,593

Under Protest

District Totals	Value
Total Gross Value	40,151,541
Homestead Loss	440,954
Other Exemption Loss	305,677
TIF Increment Value	
Retained TIF Value	
Net Assessed Value	39,404,910
Under Protest	



SC65 Vinita

Real	Count	Value
Agricultural	77	707,125
Commercial	0	0
Residential	38	339,140
Total Real Value	115	1,046,265
Homestead	38	39,000
Veteran	1	7,432
Other	0	0
Total Exempt	40	46,432

TIF Increment Value	999,833
Net Assessed	999,833
Under Protest	
Senior Freeze	6
Capped Parcels	66
	48,452
	379,519

Personal	Count	Value
Agricultural	18	40,360
Commercial	1	3,701
Mobile Home	8	17,224
Total Personal	27	61,285
Total Exempt	0	0

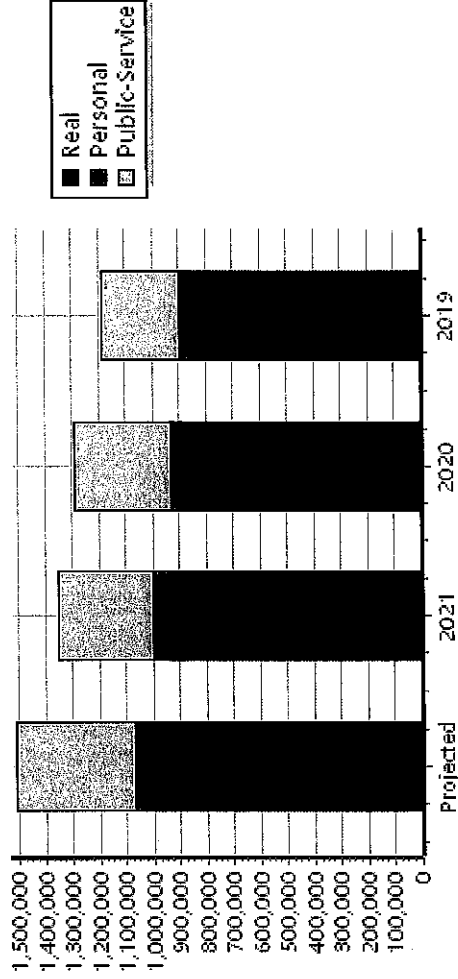
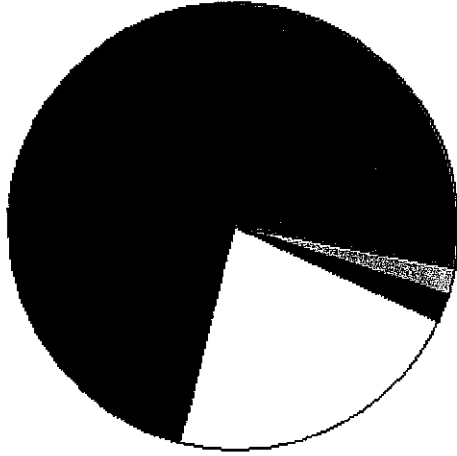
TIF Increment Value	61,285
Net Assessed	61,285
Under Protest	

Public Service	Count	Value
Total PS Value	9	448,308

TIF Increment Value	448,308
Net Assessed	448,308
Under Protest	

District Totals	Value
Total Gross Value	1,555,858
Homestead Loss	39,000
Other Exemption Loss	7,432

TIF Increment Value	
Retained TIF Value	
Net Assessed Value	1,509,426
Under Protest	



Real	Count	Value
Agricultural	36	179,394
Commercial	90	868,634
Residential	731	4,725,291
Total Real Value	857	5,773,319
Homestead	136	142,689
Veteran	12	108,439
Other	0	0
Total Exempt	156	251,128

TIF Increment Value

Net Assessed 5,522,191

Under Protest

Senior Freeze	38	107,549
Capped Parcels	522	2,150,269

Personal	Count	Value
Agricultural	18	20,646
Commercial	52	499,926
Mobile Home	19	31,948
Total Personal	89	552,520
Total Exempt	0	0

TIF Increment Value

Net Assessed 552,520

Under Protest

Public Service	Count	Value
Total PS Value	19	592,373

TIF Increment Value

Net Assessed 592,373

Under Protest

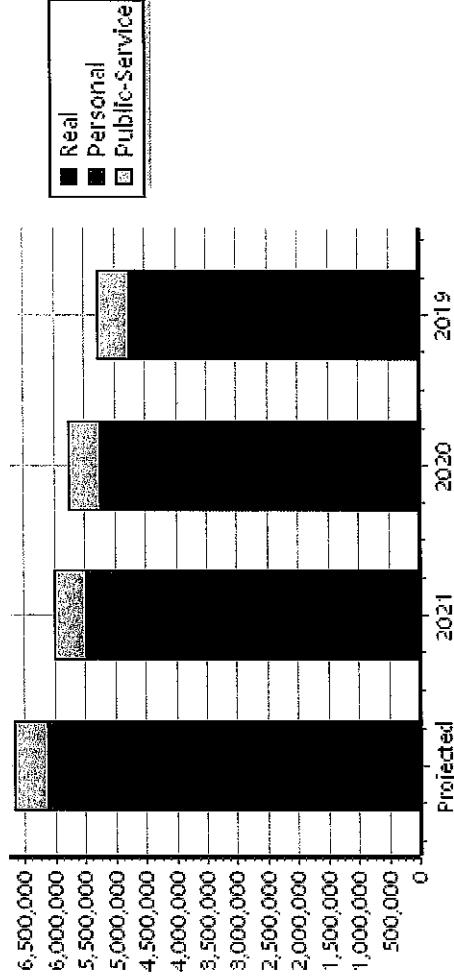

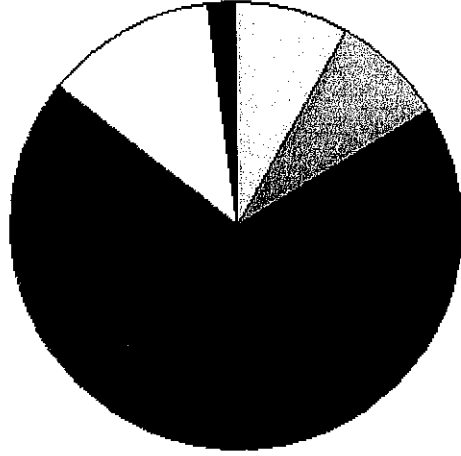
District Totals	Value
Total Gross Value	6,918,212
Homestead Loss	142,689
Other Exemption Loss	108,439

TIF Increment Value

Retained TIF Value

Net Assessed Value 6,667,084

Under Protest



Real	Count	Value
Agricultural	163	995,946
Commercial	0	0
Residential	261	1,499,024
Total Real Value	424	2,494,970
Homestead	118	129,514
Veteran	7	67,350
Other	0	0
Total Exempt	138	196,864

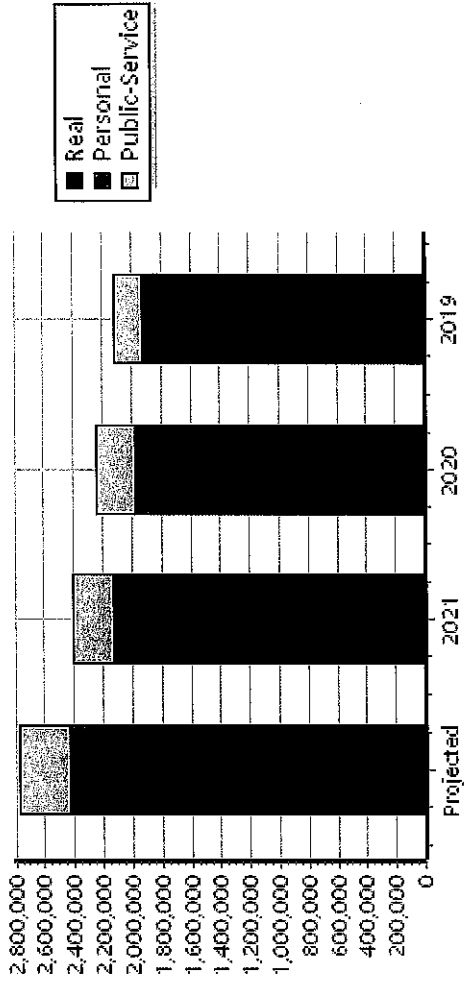

TIF Increment Value		
Net Assessed		2,298,106
Under Protest		
Senior Freeze	30	186,282
Capped Parcels	315	1,446,403

Personal	Count	Value
Agricultural	37	55,031
Commercial	3	2,172
Mobile Home	19	65,589
Total Personal	59	122,792
Total Exempt	1	424

TIF Increment Value		
Net Assessed		122,368
Under Protest		

Public Service	Count	Value
Total PS Value	5	350,158
TIF Increment Value		
Net Assessed		350,158
Under Protest		

District Totals		
Total Gross Value		2,967,920
Homestead Loss		129,514
Other Exemption Loss		67,774
TIF Increment Value		
Retained TIF Value		
Net Assessed Value		2,770,632
Under Protest		



Real	Count	Value
Agricultural	341	3,101,203
Commercial	49	6,505,266
Residential	651	9,216,245
Total Real Value	1,041	18,822,714
Homestead	368	377,000
Veteran	16	272,040
Other	0	0
Total Exempt	393	649,040

TIF Increment Value	18,173,674	
Net Assessed	18,173,674	
Under Protest		
Senior Freeze	49	544,334
Capped Parcels	746	5,900,150

Personal	Count	Value
Agricultural	96	173,251
Commercial	53	1,382,433
Mobile Home	22	69,658
Total Personal	171	1,625,342
Total Exempt	1	2,000

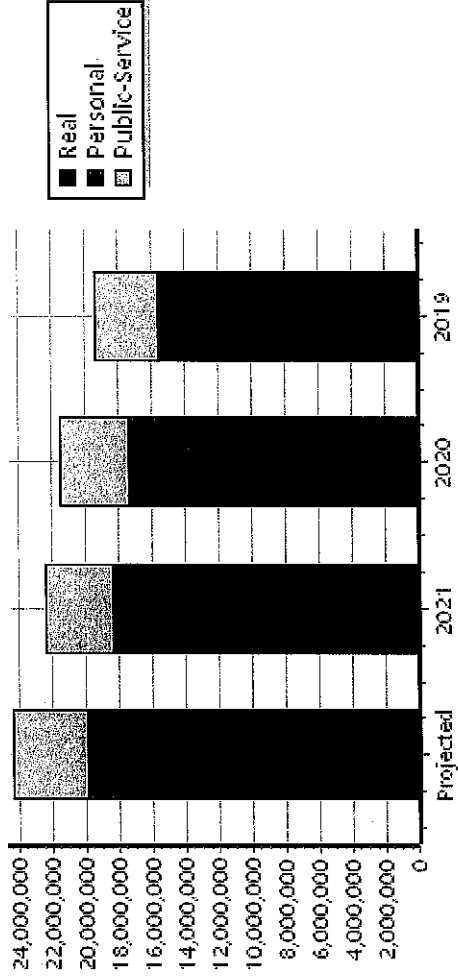
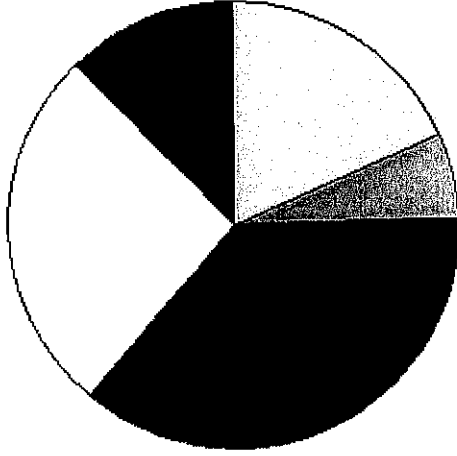
TIF Increment Value	1,623,342
Net Assessed	1,623,342
Under Protest	

Public Service	Count	Value
Total PS Value	21	4,514,093

TIF Increment Value	4,514,093
Net Assessed	4,514,093
Under Protest	

District Totals	Value
Total Gross Value	24,962,149
Homestead Loss	377,000
Other Exemption Loss	274,040

TIF Increment Value	24,311,109
Retained TIF Value	
Net Assessed Value	24,311,109
Under Protest	



Real	Count	Value
Agricultural	783	7,110,107
Commercial	546	323,830,707
Residential	5,549	68,134,463
Total Real Value	6,878	399,075,277
Homestead	2,369	2,463,773
Veteran	91	1,646,603
Other	0	0
Total Exempt	2,557	4,110,376

TIF Increment Value		
Net Assessed		394,964,901
Under Protest		
Senior Freeze	561	4,442,015
Capped Parcels	5,139	35,037,938

Personal	Count	Value
Agricultural	207	642,124
Commercial	615	526,343,737
Mobile Home	226	607,429
Total Personal	1,048	527,593,290
Total Exempt	21	10,892,634

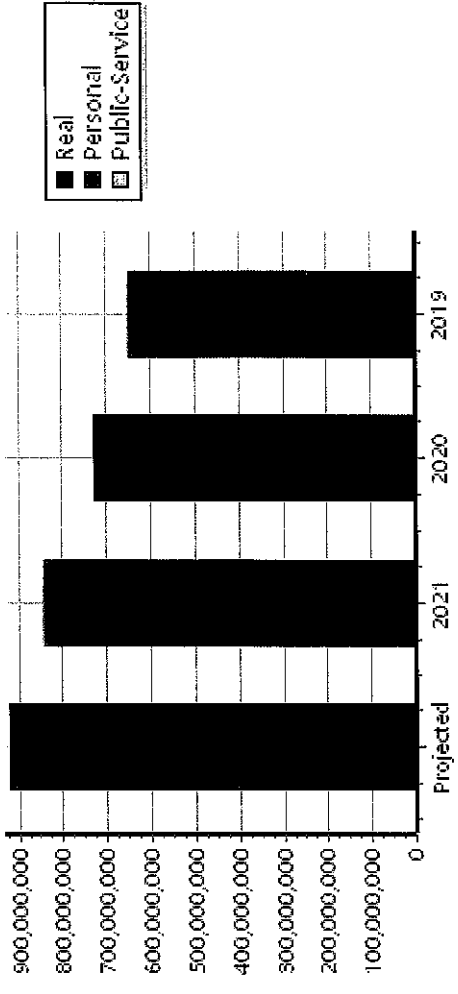
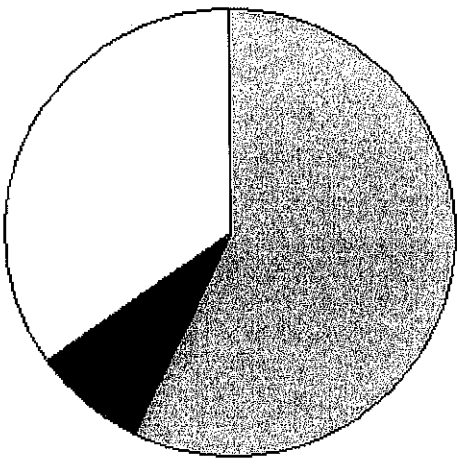
TIF Increment Value		
Net Assessed		516,700,656
Under Protest		

Public Service	Count	Value
Total PS Value	45	7,395,227

TIF Increment Value		
Net Assessed		7,395,227
Under Protest		

District Totals	Value
Total Gross Value	934,063,794
Homestead Loss	2,463,773
Other Exemption Loss	12,539,237

TIF Increment Value		
Retained TIF Value		
Net Assessed Value		919,060,784
Under Protest		



Real	Count	Value
Agricultural	1,494	12,251,167
Commercial	79	1,629,825
Residential	2,385	21,863,301
Total Real Value	3,958	35,744,293
Homestead	1,084	1,118,934
Veteran	44	646,883
Other	0	0
Total Exempt	1,168	1,765,817

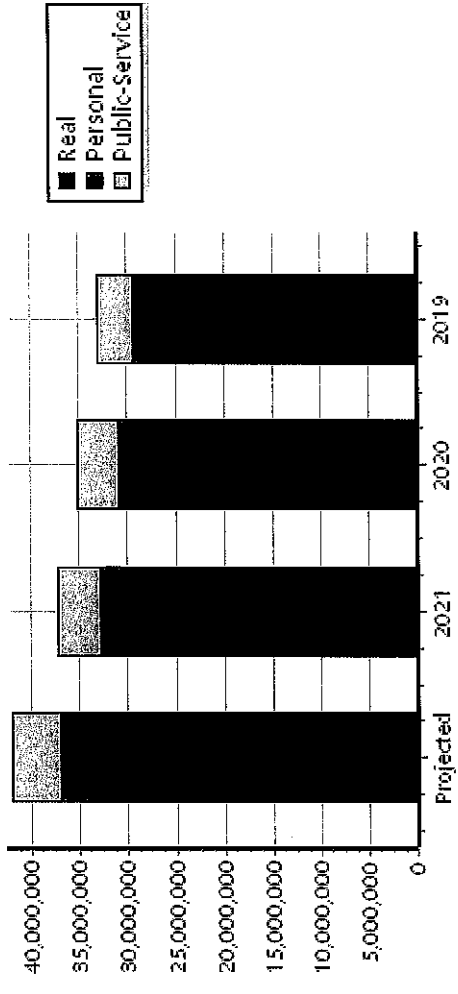
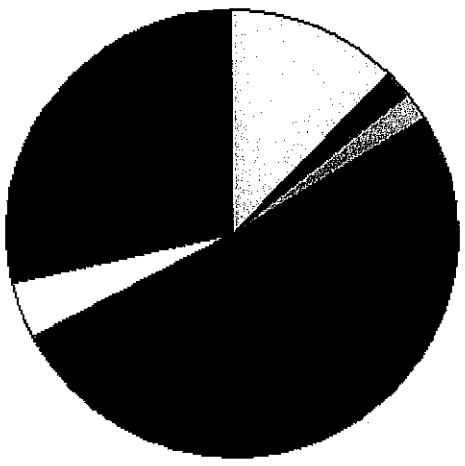
TIF Increment Value	33,978,476
Net Assessed	33,978,476
Under Protest	
Senior Freeze	228
Capped Parcels	2,625

Personal	Count	Value
Agricultural	369	1,065,447
Commercial	119	1,250,831
Mobile Home	164	433,915
Total Personal	652	2,750,193
Total Exempt	7	7,379

TIF Increment Value	2,742,814
Net Assessed	2,742,814
Under Protest	

Public Service	Count	Value
Total PS Value	44	5,236,150
TIF Increment Value		5,236,150
Net Assessed		5,236,150
Under Protest		

District Totals	
Total Gross Value	43,730,636
Homestead Loss	1,118,934
Other Exemption Loss	654,262
TIF Increment Value	
Retained TIF Value	
Net Assessed Value	41,957,440
Under Protest	



Real	Count	Value
Agricultural	608	3,653,491
Commercial	89	1,573,799
Residential	2,477	19,203,691
Total Real Value	3,174	24,430,981
Homestead	815	865,001
Veteran	42	569,556
Other	0	0
Total Exempt	911	1,434,557

TIF Increment Value

Net Assessed 22,996,424

Under Protest

Senior Freeze 202 1,488,178
 Capped Parcels 2,238 9,575,051

Personal	Count	Value
Agricultural	205	236,469
Commercial	111	651,642
Mobile Home	281	524,858
Total Personal	597	1,412,969
Total Exempt	11	15,045

TIF Increment Value

Net Assessed 1,397,924

Under Protest

Public Service	Count	Value
Total PS Value	21	1,804,362

TIF Increment Value

Net Assessed 1,804,362

Under Protest

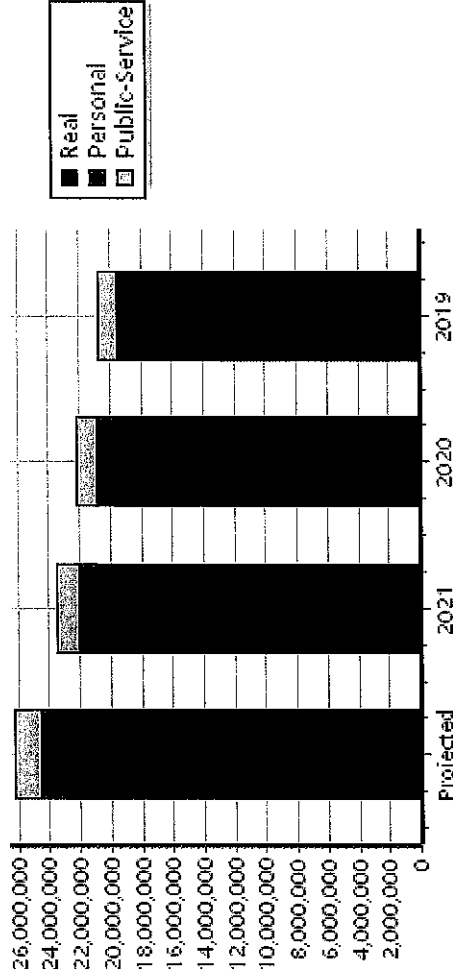
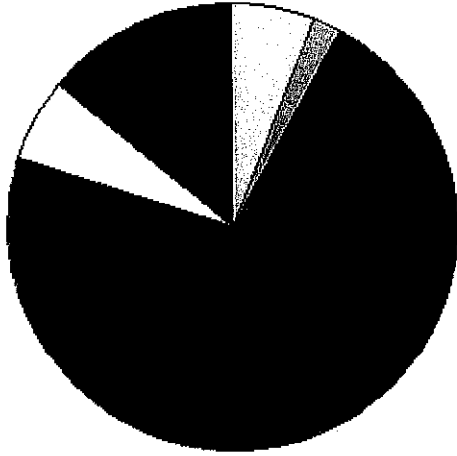
District Totals	Value
Total Gross Value	27,648,312
Homestead Loss	865,001
Other Exemption Loss	584,601

TIF Increment Value

Retained TIF Value

Net Assessed Value 26,198,710

Under Protest



Real	Count	Value
Agricultural	1,168	8,554,354
Commercial	141	3,005,387
Residential	3,355	26,711,230
Total Real Value	4,664	38,270,971
Homestead	1,347	1,445,759
Veteran	73	826,495
Other	0	0
Total Exempt	1,525	2,272,254

TIF Increment Value	35,998,717
Net Assessed	35,998,717
Under Protest	
Senior Freeze	324
Capped Parcels	3,442
Senior Freeze	3,619,414
Capped Parcels	18,503,481

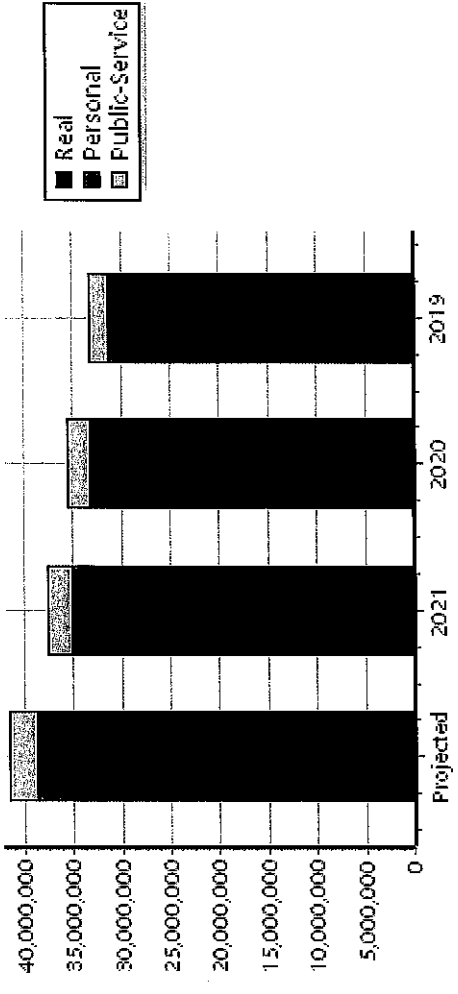
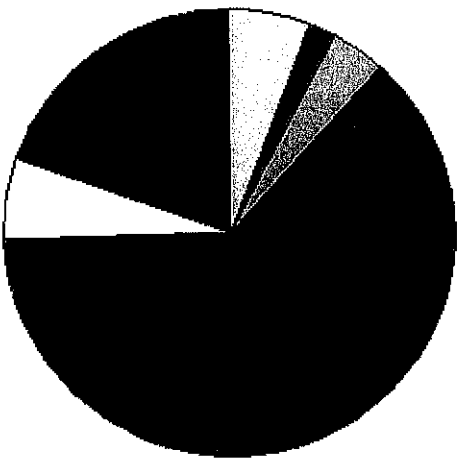
Personal	Count	Value
Agricultural	303	612,071
Commercial	154	1,358,022
Mobile Home	212	494,108
Total Personal	669	2,464,201
Total Exempt	6	6,573

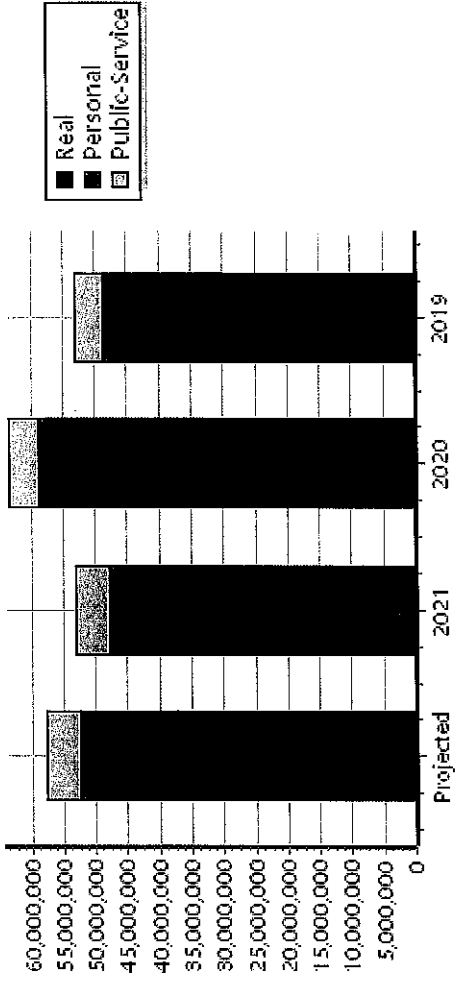
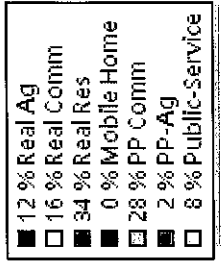
TIF Increment Value	2,457,628
Net Assessed	2,457,628
Under Protest	

Public Service	Count	Value
Total PS Value	21	3,032,584

TIF Increment Value	3,032,584
Net Assessed	3,032,584
Under Protest	

District Totals	Value
Total Gross Value	43,767,756
Homestead Loss	1,445,759
Other Exemption Loss	833,068
TIF Increment Value	
Retained TIF Value	
Net Assessed Value	41,488,929
Under Protest	





Real	Count	Value
Agricultural	638	7,175,980
Commercial	207	10,151,048
Residential	2,137	21,267,673
Total Real Value	2,982	38,608,281
Homestead	959	1,008,112
Veteran	50	636,763
Other	0	0
Total Exempt	1,060	1,644,875

TIF Increment Value	36,963,406
Net Assessed	36,963,406
Under Protest	
Senior Freeze	212
Capped Parcels	2,207

Personal	Count	Value
Agricultural	230	1,248,866
Commercial	175	18,238,781
Mobile Home	183	394,125
Total Personal	588	19,881,772
Total Exempt	7	4,726,446

TIF Increment Value	15,155,326
Net Assessed	15,155,326
Under Protest	

Public Service	Count	Value
Total PS Value	33	5,535,251

TIF Increment Value	5,535,251
Net Assessed	5,535,251
Under Protest	

District Totals	Value
Total Gross Value	64,011,724
Homestead Loss	1,008,112
Other Exemption Loss	5,363,209

TIF Increment Value	57,653,983
Retained TIF Value	
Net Assessed Value	57,653,983
Under Protest	

Real	Count	Value
Agricultural	106	1,066,545
Commercial	0	0
Residential	67	776,367
Total Real Value	173	1,842,912
Homestead	58	58,623
Veteran	1	12,221
Other	0	0
Total Exempt	60	70,844

TIF Increment Value

Net Assessed **1,772,068**

Under Protest

Senior Freeze	8	101,582
Capped Parcels	107	629,056

Personal	Count	Value
Agricultural	23	67,572
Commercial	4	8,737
Mobile Home	11	43,434
Total Personal	38	119,743
Total Exempt	2	4,000

TIF Increment Value

Net Assessed **115,743**

Under Protest

Public Service	Count	Value
Total PS Value	4	28,797

TIF Increment Value

Net Assessed **28,797**

Under Protest


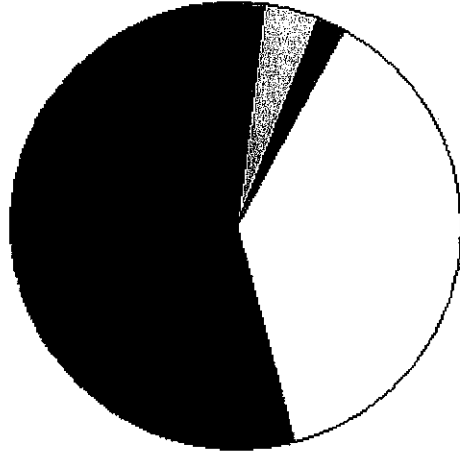
District Totals	Value
Total Gross Value	1,991,452
Homestead Loss	58,623
Other Exemption Loss	16,221

TIF Increment Value

Retained TIF Value

Net Assessed Value **1,916,608**

Under Protest



Real	Count	Value
Agricultural	19	229,548
Commercial	0	0
Residential	6	97,337
Total Real Value	25	326,885
Homestead	9	9,000
Veteran	0	0
Other	0	0
Total Exempt	9	9,000

TIF Increment Value		317,885
Net Assessed		317,885
Under Protest		
Senior Freeze	1	4,303
Capped Parcels	10	52,408

Personal	Count	Value
Agricultural	8	43,666
Commercial	2	91
Mobile Home	1	722
Total Personal	11	44,479
Total Exempt	0	0

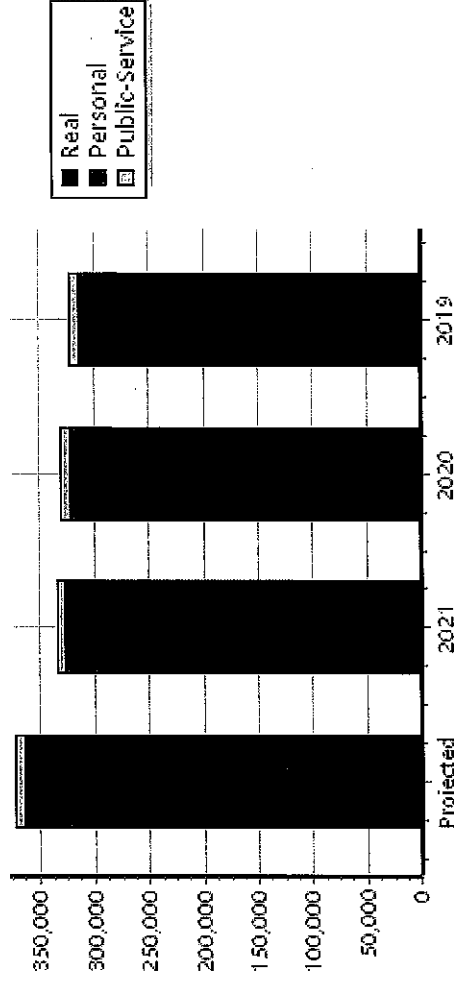
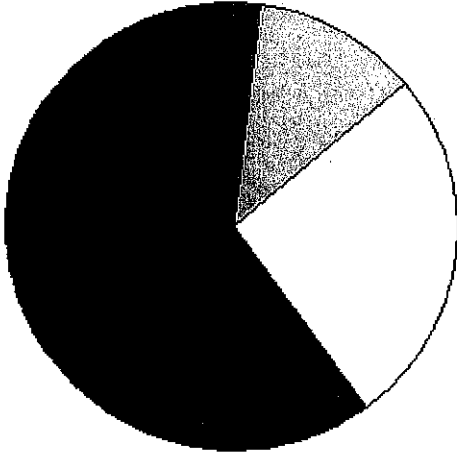
TIF Increment Value		44,479
Net Assessed		44,479
Under Protest		

Public Service	Count	Value
Total PS Value	2	10,438

TIF Increment Value		10,438
Net Assessed		10,438
Under Protest		

District Totals	Value
Total Gross Value	381,802
Homestead Loss	9,000
Other Exemption Loss	0

TIF Increment Value		372,802
Retained TIF Value		372,802
Net Assessed Value		372,802
Under Protest		



Real	Count	Value
Agricultural	5,609	46,412,449
Commercial	1,333	351,318,268
Residential	19,682	206,243,031
Total Real Value	26,624	603,987,328
Homestead	7,714	8,098,359
Veteran	354	5,099,459
Other	0	0
Total Exempt	8,478	13,197,818

TIF Increment Value		590,789,510
Net Assessed		590,789,510
Under Protest		
Senior Freeze	1,762	22,921,241
Capped Parcels	19,163	119,222,595

Personal	Count	Value
Agricultural	1,559	4,318,007
Commercial	1,410	550,911,467
Mobile Home	1,172	2,750,600
Total Personal	4,141	557,980,074
Total Exempt	56	15,654,501

TIF Increment Value		542,325,573
Net Assessed		542,325,573
Under Protest		
Public Service		
Total PS Value	248	30,197,334

TIF Increment Value		30,197,334
Net Assessed		30,197,334
Under Protest		

District Totals	Count	Value
Total Gross Value		1,192,151,156
Homestead Loss		8,098,359
Other Exemption Loss		20,753,960
TIF Increment Value		
Retained TIF Value		
Net Assessed Value		1,163,312,417
Under Protest		

