

**2024 MAYES COUNTY ASSESSOR'S OFFICE REPORT TO THE EXCISE BOARD**

07/17/2024

City/Town								
DISTRICT	DESCRIPTION	PERSONAL PROPERTY	REAL PROPERTY	PUBLIC SERVICE	TOTAL VALUATION	HOMESTEAD EXEMPTIONS	OTHER EXEMPTIONS	NET VALUATION
T001	Pryor City	5,786,361	66,820,909	1,053,499	73,660,769	1,427,993	1,077,170	71,155,606
T002	Adair City	288,971	5,242,758	707,953	6,239,682	120,998	156,409	5,962,275
T003	Chouteau City	682,224	17,546,623	1,987,155	20,216,002	408,463	476,103	19,331,436
T004	Disney City	119,826	4,813,804	46,618	4,980,248	40,966	51,041	4,888,241
T005	HootOwl City	0	4,712	0	4,712	0	0	4,712
T006	Grand Lake Town	68	2,337,905	21,569	2,359,542	26,000	12,557	2,320,985
T007	Langley City	920,066	10,871,927	497,986	12,289,979	150,053	57,615	12,082,311
T008	Locust Grove City	614,642	7,500,253	1,254,538	9,369,433	203,067	51,225	9,115,141
T009	Pensacola City	23,288	224,337	37,373	284,998	20,478	0	264,520
T010	Salina City	495,000	4,465,264	1,574,335	6,534,599	144,288	39,475	6,350,836
T011	Spavinaw City	61,673	1,206,620	278,692	1,546,985	84,178	44,360	1,418,447
T012	Sport Acres Town	0	817,969	49,883	867,852	27,000	22,809	818,043
T014	Strang City	13,428	159,939	98,819	272,186	13,233	10,541	248,412
<b>CITY/TOWN TOTAL VALUATION</b>		<b>9,005,547</b>	<b>122,013,020</b>	<b>7,608,420</b>	<b>138,626,987</b>	<b>2,666,717</b>	<b>1,999,305</b>	<b>133,960,965</b>

County								
DISTRICT	DESCRIPTION	PERSONAL PROPERTY	REAL PROPERTY	PUBLIC SERVICE	TOTAL VALUATION	HOMESTEAD EXEMPTIONS	OTHER EXEMPTIONS	NET VALUATION
C001	Mayes County	589,043,609	618,045,418	36,120,511	1,243,209,538	8,114,218	7,275,197	1,227,820,123
<b>COUNTY TOTAL VALUATION</b>		<b>589,043,609</b>	<b>618,045,418</b>	<b>36,120,511</b>	<b>1,243,209,538</b>	<b>8,114,218</b>	<b>7,275,197</b>	<b>1,227,820,123</b>

School								
DISTRICT	DESCRIPTION	PERSONAL PROPERTY	REAL PROPERTY	PUBLIC SERVICE	TOTAL VALUATION	HOMESTEAD EXEMPTIONS	OTHER EXEMPTIONS	NET VALUATION
D-35	Wickliffe School	192,285	2,961,298	433,156	3,586,739	133,514	119,713	3,333,512
D-43	Osage School	1,783,863	21,133,838	4,636,610	27,554,311	384,000	464,035	26,706,276
I-1	Pryor School	563,829,279	375,583,541	7,791,302	947,204,122	2,451,700	2,344,717	942,407,705
I-16	Salina School	1,635,439	29,321,666	2,718,802	33,675,907	861,215	841,379	31,973,313
I-17	Locust Grove School	2,684,793	44,247,750	4,829,342	51,761,885	1,452,136	1,135,146	49,174,603
I-2	Adair School	2,973,845	41,669,385	6,801,903	51,445,133	1,136,819	996,793	49,311,521
I-32	Chouteau-Mazie School	12,906,566	46,461,003	6,003,251	65,370,820	999,045	827,447	63,544,328

**2024 MAYES COUNTY ASSESSOR'S OFFICE REPORT TO THE EXCISE BOARD**

07/17/2024

School								
DISTRICT	DESCRIPTION	PERSONAL PROPERTY	REAL PROPERTY	PUBLIC SERVICE	TOTAL VALUATION	HOMESTEAD EXEMPTIONS	OTHER EXEMPTIONS	NET VALUATION
JI-1	Jay School (Delaware)	1,252,353	6,768,954	657,509	8,678,816	146,915	128,870	8,403,031
JI-3	Chelsea School (Rogers)	134,013	2,092,275	110,301	2,336,589	61,014	12,964	2,262,611
JI-5	Inola School (Rogers)	50,673	355,346	269,972	675,991	8,000	0	667,991
JI-6	Ketchum School (Craig)	1,547,867	46,286,954	1,282,767	49,117,588	440,860	383,022	48,293,706
JI-65	Vinita School (Craig)	52,633	1,163,408	585,596	1,801,637	39,000	21,111	1,741,526
<b>SCHOOL TOTAL VALUATION</b>		<b>589,043,609</b>	<b>618,045,418</b>	<b>36,120,511</b>	<b>1,243,209,538</b>	<b>8,114,218</b>	<b>7,275,197</b>	<b>1,227,820,123</b>

Vo-Tech								
DISTRICT	DESCRIPTION	PERSONAL PROPERTY	REAL PROPERTY	PUBLIC SERVICE	TOTAL VALUATION	HOMESTEAD EXEMPTIONS	OTHER EXEMPTIONS	NET VALUATION
V001	Vo Tech - 1	589,043,609	618,045,418	36,120,511	1,243,209,538	8,114,218	7,275,197	1,227,820,123
<b>VO-TECH TOTAL VALUATION</b>		<b>589,043,609</b>	<b>618,045,418</b>	<b>36,120,511</b>	<b>1,243,209,538</b>	<b>8,114,218</b>	<b>7,275,197</b>	<b>1,227,820,123</b>


I, YOLANDA THOMPSON, Assessor of Mayes County Oklahoma, do hereby certify that the foregoing is a true and correct statement of valuations for Real Estate, Personal Property, Public Service and Homestead Exemptions as certified by the State Board of Equalization and shown by the records in the County Assessor's office. Subscribed by my name and affixed the seal of the County Assessor's office on this day of 07/17/2024.

State of Oklahoma )  
 Mayes County ) SS

*Yolande Thompson*

7-17-24  
 Date

YOLANDA THOMPSON  
 County Assessor  
 Mayes County



I, County Clerk of Mayes County Oklahoma, do hereby certify that the above is a true, correct and complete list of the valuations of Mayes County Oklahoma as certified by the Mayes County Assessor's office.

*Brittany Sue Dowd*

County Clerk  
 Mayes County


Seal

Excise Board:

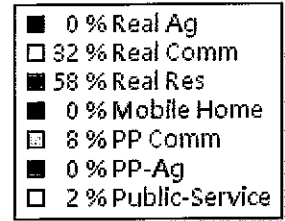
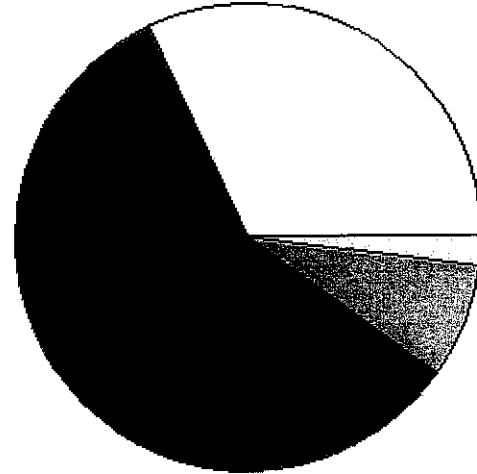
*[Signature]*

*[Signature]*

*[Signature]*



Real	Count	Value
Agricultural	207	515,865
Commercial	463	23,141,703
Residential	3,568	43,163,341
<b>Total Real Value</b>	<b>4,238</b>	<b>66,820,909</b>
Homestead	1,353	1,427,993
Veteran	58	1,077,170
Other	0	0
<b>Total Exempt</b>	<b>1,487</b>	<b>2,505,163</b>



**TIF Increment Value**

<b>Net Assessed</b>		<b>64,315,746</b>
<b>Net Assessed Under Protest</b>	<b>1</b>	<b>502,325</b>
Senior Freeze	272	2,609,426
Capped Parcels	3,426	23,180,972

Personal	Count	Value
Agricultural	13	14,274
Commercial	409	5,387,587
Mobile Home	100	388,470
<b>Total Personal</b>	<b>522</b>	<b>5,790,331</b>
<b>Total Exempt</b>	<b>3</b>	<b>3,970</b>

**TIF Increment Value**

<b>Net Assessed</b>		<b>5,786,361</b>
<b>Net Assessed Under Protest</b>	<b>0</b>	<b>0</b>

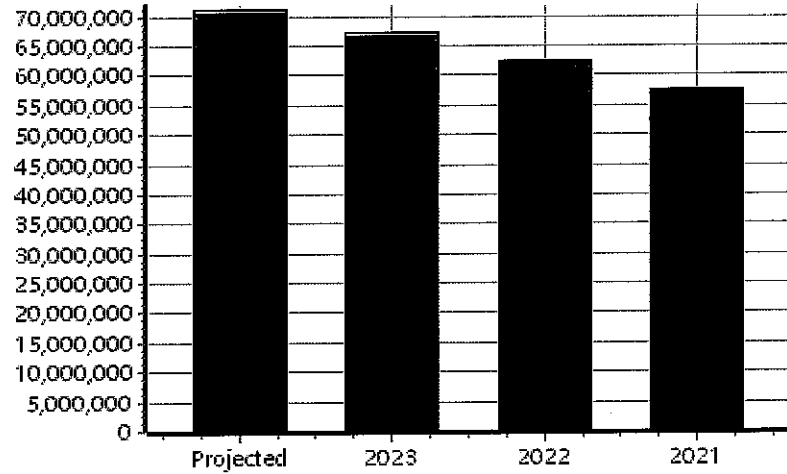
Public Service	Count	Value
<b>Total PS Value</b>	<b>27</b>	<b>1,053,499</b>

**TIF Increment Value**

<b>Net Assessed</b>		<b>1,053,499</b>
---------------------	--	------------------

District Totals	
Total Gross Value	73,664,739
Homestead Loss	1,427,993
Other Exemption Loss	1,081,140
<b>TIF Increment Value</b>	
<b>Retained TIF Value</b>	
<b>Net Assessed Value</b>	<b>71,155,606</b>
<b>Net Assessed Under Protest</b>	<b>502,325</b>

\* Public Service Protests Values are not included on this report.



Real	Count	Value
Agricultural	73	461,578
Commercial	47	1,195,159
Residential	377	3,586,021
<b>Total Real Value</b>	<b>497</b>	<b>5,242,758</b>
Homestead	116	120,998
Veteran	9	156,409
Other	0	0
<b>Total Exempt</b>	<b>130</b>	<b>277,407</b>

**TIF Increment Value**

**Net Assessed 4,965,351**

**Net Assessed Under Protest**

Senior Freeze	12	103,593
Capped Parcels	474	3,041,871

Personal	Count	Value
Agricultural	13	36,626
Commercial	29	215,952
Mobile Home	11	36,393
<b>Total Personal</b>	<b>53</b>	<b>288,971</b>
<b>Total Exempt</b>	<b>0</b>	<b>0</b>

**TIF Increment Value**

**Net Assessed 288,971**

**Net Assessed Under Protest**

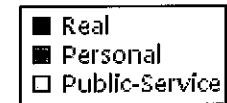
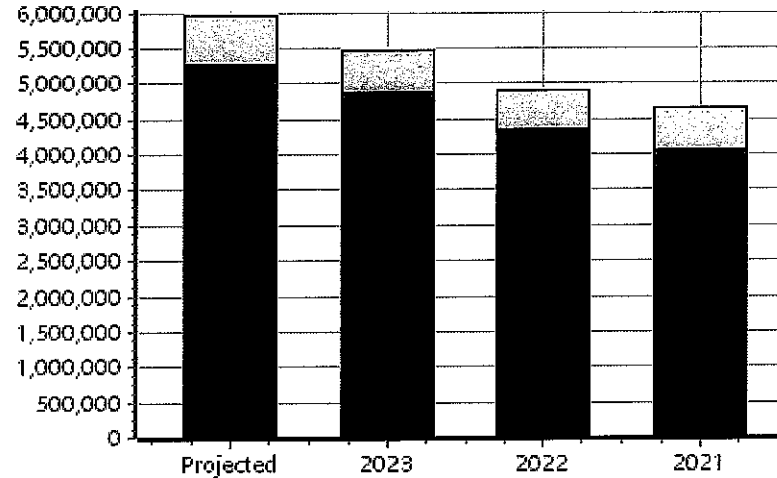
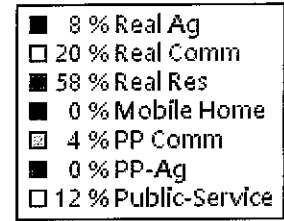
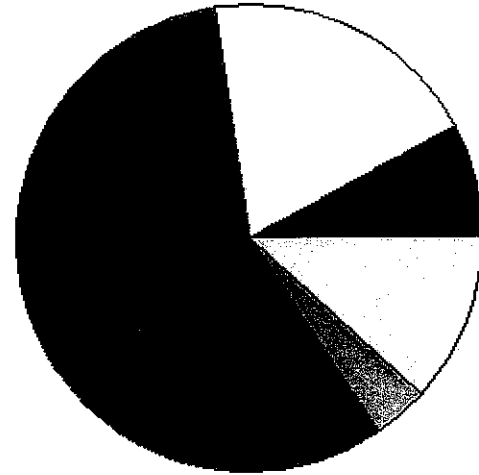
Public Service	Count	Value
<b>Total PS Value</b>	<b>15</b>	<b>707,953</b>
<b>TIF Increment Value</b>		
<b>Net Assessed</b>		<b>707,953</b>

**District Totals**

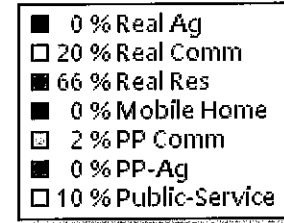
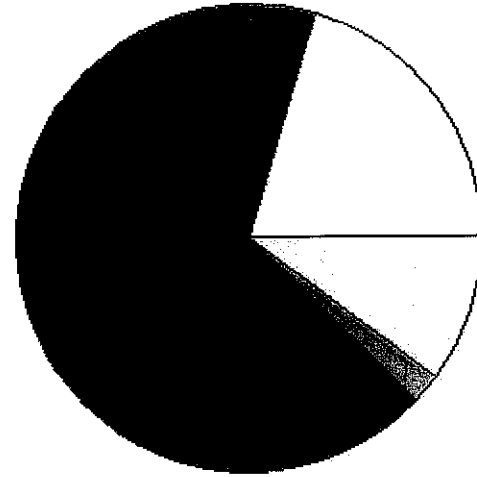
Total Gross Value	6,239,682
Homestead Loss	120,998
Other Exemption Loss	156,409
<b>TIF Increment Value</b>	
<b>Retained TIF Value</b>	
<b>Net Assessed Value</b>	<b>5,962,275</b>

**Net Assessed Under Protest**

\* Public Service Protests Values are not included on this report.



Real	Count	Value
Agricultural	15	64,694
Commercial	147	3,986,976
Residential	1,049	13,494,953
<b>Total Real Value</b>	<b>1,211</b>	<b>17,546,623</b>
Homestead	386	408,463
Veteran	24	476,103
Other	0	0
<b>Total Exempt</b>	<b>433</b>	<b>884,566</b>



**TIF Increment Value**

**Net Assessed** 16,662,057

**Net Assessed Under Protest**

Senior Freeze	69	822,414
Capped Parcels	1,030	7,339,601

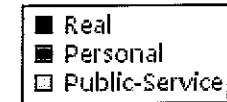
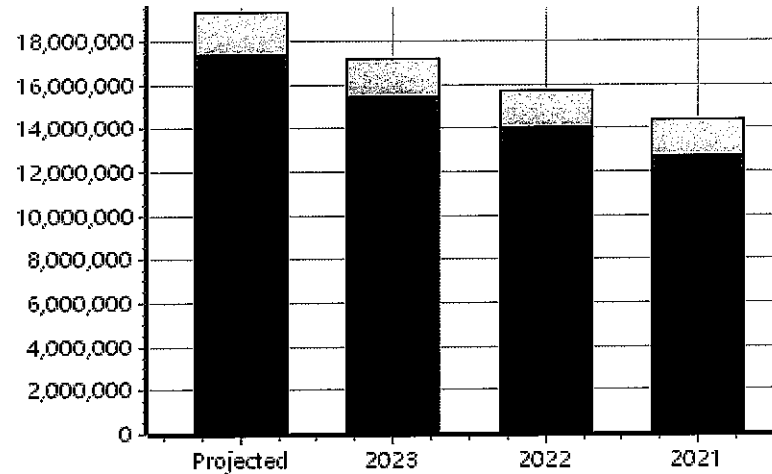
Personal	Count	Value
Agricultural	8	42,441
Commercial	58	565,574
Mobile Home	42	75,833
<b>Total Personal</b>	<b>108</b>	<b>683,848</b>
<b>Total Exempt</b>	<b>1</b>	<b>1,624</b>

**TIF Increment Value**

**Net Assessed** 682,224

**Net Assessed Under Protest**

Public Service	Count	Value
<b>Total PS Value</b>	<b>10</b>	<b>1,987,155</b>
<b>TIF Increment Value</b>		
<b>Net Assessed</b>		<b>1,987,155</b>



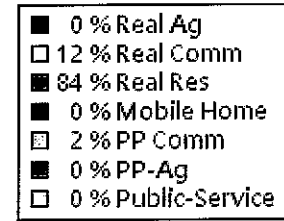

**District Totals**

Total Gross Value	20,217,626
Homestead Loss	408,463
Other Exemption Loss	477,727
<b>TIF Increment Value</b>	
<b>Retained TIF Value</b>	
<b>Net Assessed Value</b>	<b>19,331,436</b>

**Net Assessed Under Protest**

\* Public Service Protests Values are not included on this report.

Real	Count	Value
Agricultural	0	0
Commercial	57	585,076
Residential	309	4,228,728
<b>Total Real Value</b>	<b>366</b>	<b>4,813,804</b>
Homestead	40	40,966
Veteran	5	51,041
Other	0	0
<b>Total Exempt</b>	<b>46</b>	<b>92,007</b>



**TIF Increment Value**

**Net Assessed** 4,721,797

**Net Assessed Under Protest**

Senior Freeze	9	42,706
Capped Parcels	293	2,236,732

Personal	Count	Value
Agricultural	1	430
Commercial	13	97,830
Mobile Home	8	21,566
<b>Total Personal</b>	<b>22</b>	<b>119,826</b>
<b>Total Exempt</b>	<b>0</b>	<b>0</b>

**TIF Increment Value**

**Net Assessed** 119,826

**Net Assessed Under Protest**

Public Service	Count	Value
<b>Total PS Value</b>	<b>4</b>	<b>46,618</b>

**TIF Increment Value**

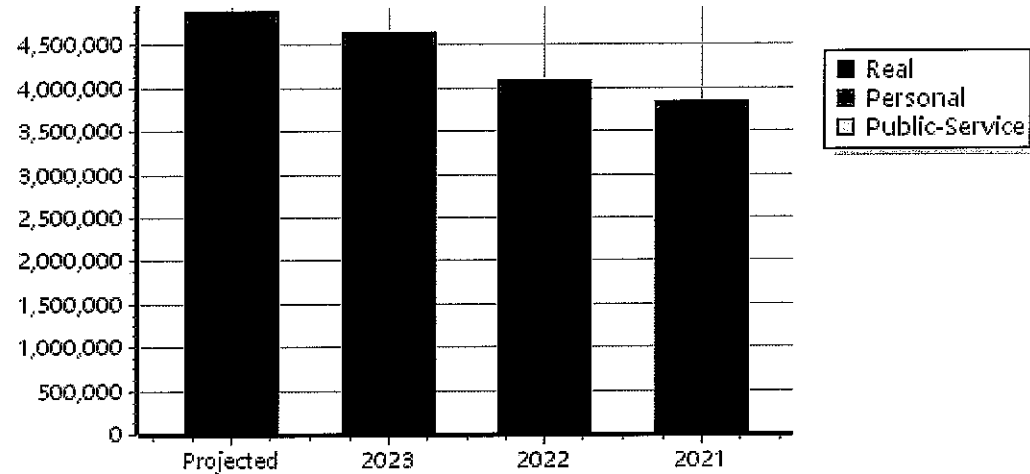
**Net Assessed** 46,618

**District Totals**

Total Gross Value	4,980,248
Homestead Loss	40,966
Other Exemption Loss	51,041
<b>TIF Increment Value</b>	
<b>Retained TIF Value</b>	
<b>Net Assessed Value</b>	<b>4,888,241</b>

**Net Assessed Under Protest**

\* Public Service Protests Values are not included on this report.



Real	Count	Value
Agricultural	1	4,712
Commercial	0	0
Residential	0	0
<b>Total Real Value</b>	<b>1</b>	<b>4,712</b>
Homestead	0	0
Veteran	0	0
Other	0	0
<b>Total Exempt</b>	<b>0</b>	<b>0</b>

**TIF Increment Value**

**Net Assessed 4,712**

**Net Assessed Under Protest**

Senior Freeze	0	0
Capped Parcels	1	5,131

Personal	Count	Value
Agricultural	0	0
Commercial	0	0
Mobile Home	0	0
<b>Total Personal</b>	<b>0</b>	<b>0</b>
<b>Total Exempt</b>	<b>0</b>	<b>0</b>

**TIF Increment Value**

**Net Assessed 0**

**Net Assessed Under Protest**

Public Service	Count	Value
<b>Total PS Value</b>	<b>0</b>	<b>0</b>

**TIF Increment Value**

**Net Assessed 0**

**District Totals**

Total Gross Value	4,712
Homestead Loss	0
Other Exemption Loss	0

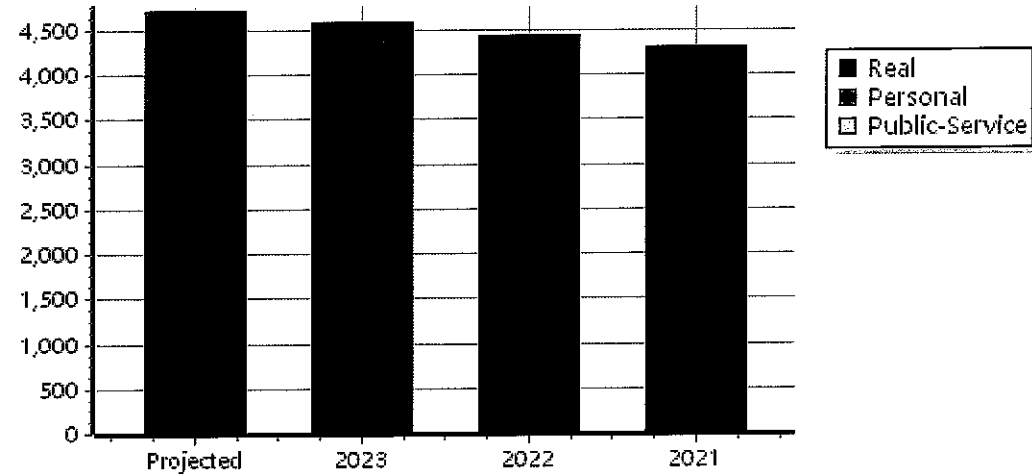
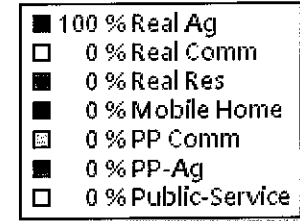

**TIF Increment Value**

**Retained TIF Value**


**Net Assessed Value 4,712**

**Net Assessed Under Protest**

\* Public Service Protests Values are not included on this report.



Real	Count	Value
Agricultural	0	0
Commercial	0	0
Residential	120	2,337,905
<b>Total Real Value</b>	<b>120</b>	<b>2,337,905</b>
Homestead	25	26,000
Veteran	1	12,557
Other	0	0
<b>Total Exempt</b>	<b>27</b>	<b>38,557</b>



■	0 % Real Ag
□	0 % Real Comm
■	100 % Real Res
■	0 % Mobile Home
■	0 % PP Comm
■	0 % PP-Ag
□	0 % Public-Service

**TIF Increment Value**

**Net Assessed** 2,299,348

**Net Assessed Under Protest**

Senior Freeze	5	93,363
Capped Parcels	105	1,184,530

Personal	Count	Value
Agricultural	0	0
Commercial	1	68
Mobile Home	0	0
<b>Total Personal</b>	<b>1</b>	<b>68</b>
<b>Total Exempt</b>	<b>0</b>	<b>0</b>

**TIF Increment Value**

**Net Assessed** 68

**Net Assessed Under Protest**

Public Service	Count	Value
<b>Total PS Value</b>	<b>2</b>	<b>21,569</b>

**TIF Increment Value**

**Net Assessed** 21,569

**District Totals**

Total Gross Value	2,359,542
Homestead Loss	26,000
Other Exemption Loss	12,557

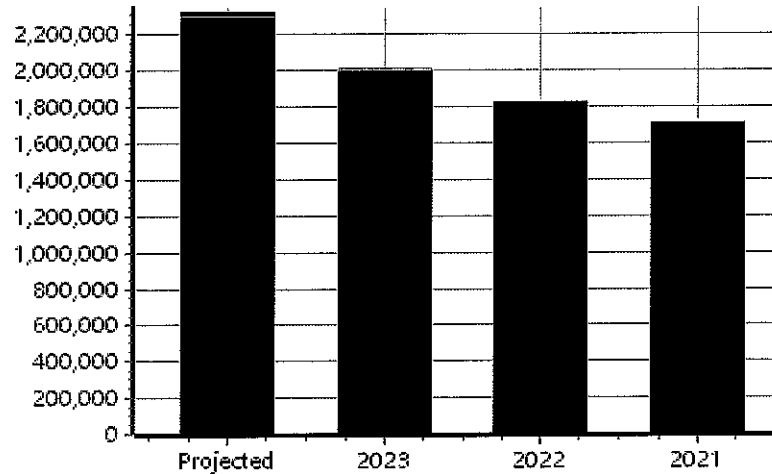
**TIF Increment Value**

**Retained TIF Value**

**Net Assessed Value** 2,320,985

**Net Assessed Under Protest**

\* Public Service Protests Values are not included on this report.



■	Real
■	Personal
□	Public-Service



Real	Count	Value
Agricultural	4	35,858
Commercial	107	3,262,116
Residential	575	7,573,953
<b>Total Real Value</b>	<b>686</b>	<b>10,871,927</b>
Homestead	135	150,053
Veteran	4	57,615
Other	0	0
<b>Total Exempt</b>	<b>156</b>	<b>207,668</b>

**TIF Increment Value**

**Net Assessed** 10,664,259

**Net Assessed Under Protest**

Senior Freeze	28	156,962
Capped Parcels	600	3,650,457

Personal	Count	Value
Agricultural	1	1,579
Commercial	69	905,551
Mobile Home	3	12,936
<b>Total Personal</b>	<b>73</b>	<b>920,066</b>
<b>Total Exempt</b>	<b>0</b>	<b>0</b>

**TIF Increment Value**

**Net Assessed** 920,066

**Net Assessed Under Protest**

Public Service	Count	Value
<b>Total PS Value</b>	<b>12</b>	<b>497,986</b>

**TIF Increment Value**

**Net Assessed** 497,986

**District Totals**

Total Gross Value	12,289,979
Homestead Loss	150,053
Other Exemption Loss	57,615

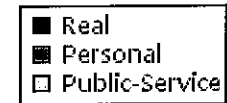
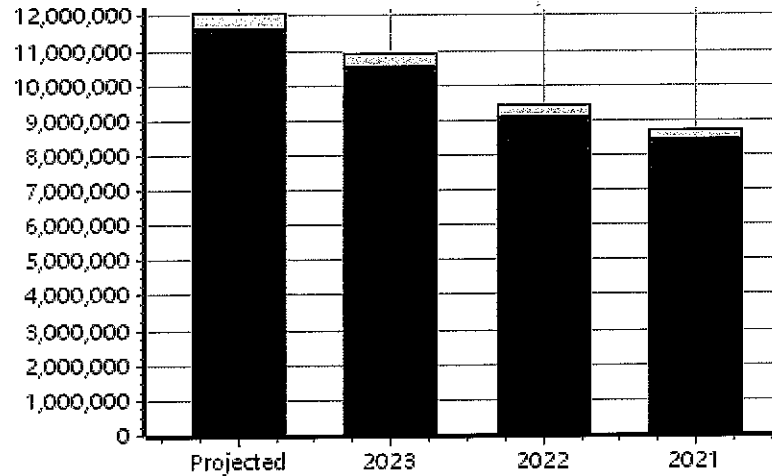
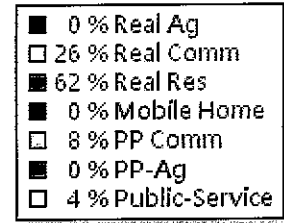
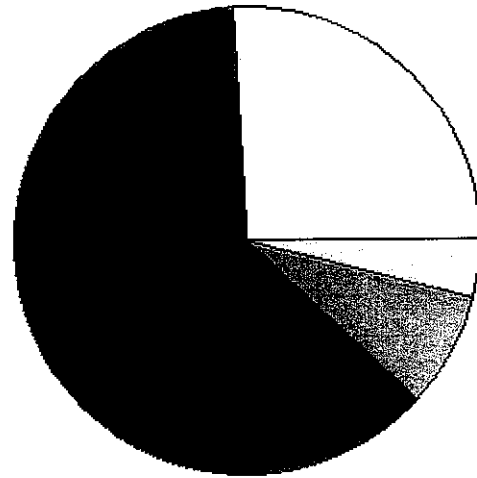
**TIF Increment Value**

**Retained TIF Value**

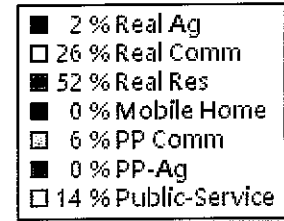
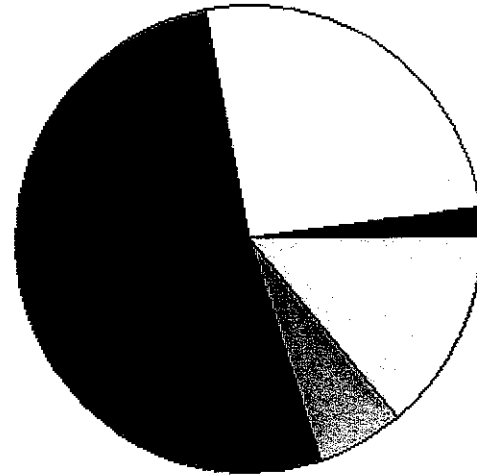
**Net Assessed Value** 12,082,311

**Net Assessed Under Protest**

\* Public Service Protests Values are not included on this report.



Real	Count	Value
Agricultural	12	131,139
Commercial	123	2,521,894
Residential	605	4,847,220
<b>Total Real Value</b>	<b>740</b>	<b>7,500,253</b>
Homestead	188	203,067
Veteran	4	51,225
Other	0	0
<b>Total Exempt</b>	<b>208</b>	<b>254,292</b>



**TIF Increment Value**

**Net Assessed** 7,245,961

**Net Assessed Under Protest**

Senior Freeze	35	252,235
Capped Parcels	688	4,564,571

Personal	Count	Value
Agricultural	1	3,137
Commercial	53	602,681
Mobile Home	6	8,824
<b>Total Personal</b>	<b>60</b>	<b>614,642</b>
<b>Total Exempt</b>	<b>0</b>	<b>0</b>

**TIF Increment Value**

**Net Assessed** 614,642

**Net Assessed Under Protest**

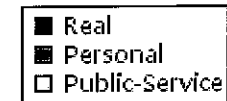
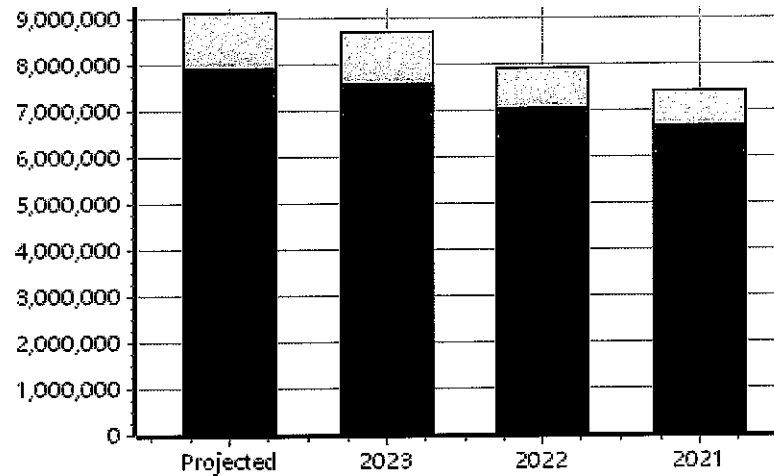
Public Service	Count	Value
<b>Total PS Value</b>	<b>7</b>	<b>1,254,538</b>

**TIF Increment Value**

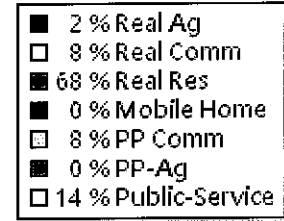
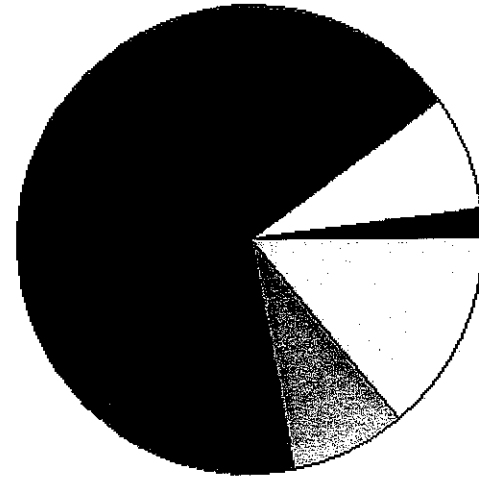
**Net Assessed** 1,254,538

District Totals	
Total Gross Value	9,369,433
Homestead Loss	203,067
Other Exemption Loss	51,225
<b>TIF Increment Value</b>	
<b>Retained TIF Value</b>	
<b>Net Assessed Value</b>	<b>9,115,141</b>
<b>Net Assessed Under Protest</b>	

\* Public Service Protests Values are not included on this report.



Real	Count	Value
Agricultural	16	7,550
Commercial	5	20,748
Residential	94	196,039
<b>Total Real Value</b>	<b>115</b>	<b>224,337</b>
Homestead	21	20,478
Veteran	0	0
Other	0	0
<b>Total Exempt</b>	<b>21</b>	<b>20,478</b>



**TIF Increment Value**

**Net Assessed 203,859**

**Net Assessed Under Protest**

Senior Freeze	1	11,080
Capped Parcels	112	133,770

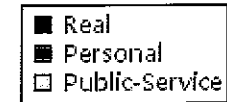
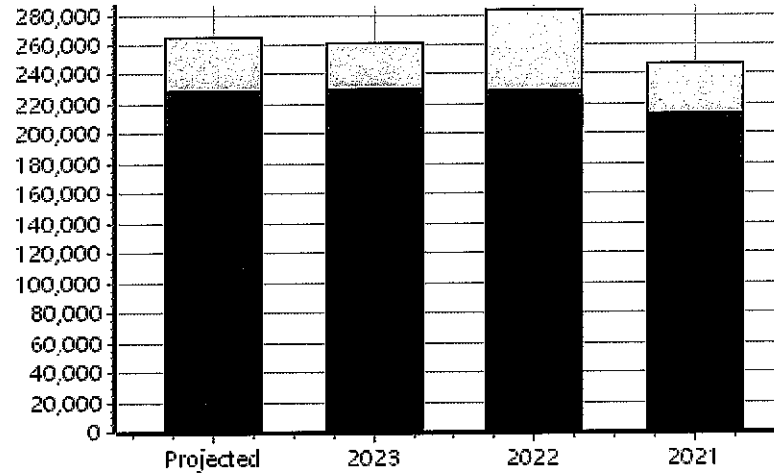
Personal	Count	Value
Agricultural	1	720
Commercial	3	20,050
Mobile Home	2	2,518
<b>Total Personal</b>	<b>6</b>	<b>23,288</b>
<b>Total Exempt</b>	<b>0</b>	<b>0</b>

**TIF Increment Value**

**Net Assessed 23,288**

**Net Assessed Under Protest**

Public Service	Count	Value
<b>Total PS Value</b>	<b>5</b>	<b>37,373</b>
<b>TIF Increment Value</b>		
<b>Net Assessed</b>		<b>37,373</b>



**District Totals**

Total Gross Value	284,998
Homestead Loss	20,478
Other Exemption Loss	0
<b>TIF Increment Value</b>	
<b>Retained TIF Value</b>	
<b>Net Assessed Value</b>	<b>264,520</b>

**Net Assessed Under Protest**

\* Public Service Protests Values are not included on this report.

Real	Count	Value
Agricultural	4	63
Commercial	80	1,256,936
Residential	511	3,208,265
<b>Total Real Value</b>	<b>595</b>	<b>4,465,264</b>
Homestead	133	144,288
Veteran	6	39,475
Other	0	0
<b>Total Exempt</b>	<b>151</b>	<b>183,763</b>

**TIF Increment Value**

**Net Assessed** 4,281,501

**Net Assessed Under Protest**

Senior Freeze	29	162,078
Capped Parcels	559	3,128,269

Personal	Count	Value
Agricultural	3	5,590
Commercial	45	430,375
Mobile Home	32	59,035
<b>Total Personal</b>	<b>80</b>	<b>495,000</b>
<b>Total Exempt</b>	<b>0</b>	<b>0</b>

**TIF Increment Value**

**Net Assessed** 495,000

**Net Assessed Under Protest**

Public Service	Count	Value
<b>Total PS Value</b>	<b>8</b>	<b>1,574,335</b>

**TIF Increment Value**

**Net Assessed** 1,574,335

**District Totals**

Total Gross Value	6,534,599
Homestead Loss	144,288
Other Exemption Loss	39,475

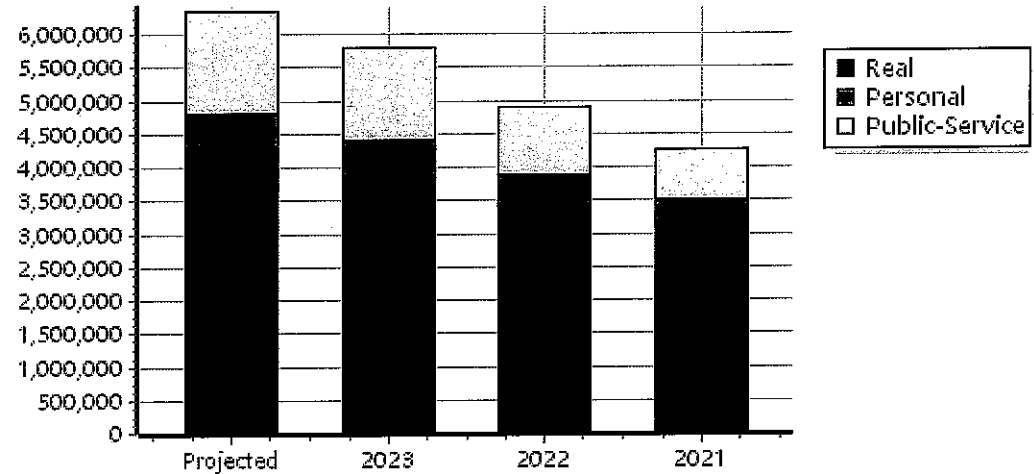
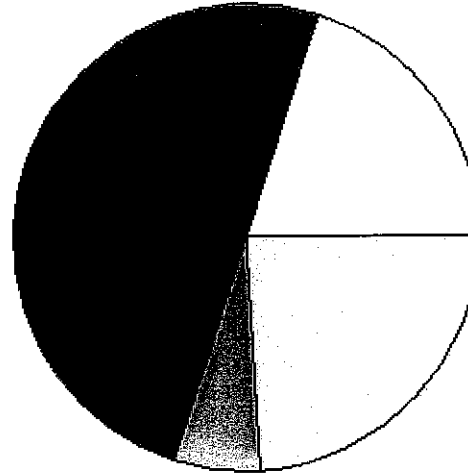
**TIF Increment Value**

**Retained TIF Value**

**Net Assessed Value** 6,350,836

**Net Assessed Under Protest**

\* Public Service Protests Values are not included on this report.



Real	Count	Value
Agricultural	0	0
Commercial	34	251,271
Residential	323	955,349
<b>Total Real Value</b>	<b>357</b>	<b>1,206,620</b>
Homestead	78	84,178
Veteran	5	44,360
Other	0	0
<b>Total Exempt</b>	<b>90</b>	<b>128,538</b>

**TIF Increment Value**

**Net Assessed** 1,078,082

**Net Assessed Under Protest**

Senior Freeze	15	74,860
Capped Parcels	297	527,179

Personal	Count	Value
Agricultural	3	4,022
Commercial	13	45,657
Mobile Home	4	11,994
<b>Total Personal</b>	<b>20</b>	<b>61,673</b>
<b>Total Exempt</b>	<b>0</b>	<b>0</b>

**TIF Increment Value**

**Net Assessed** 61,673

**Net Assessed Under Protest**

Public Service	Count	Value
<b>Total PS Value</b>	<b>9</b>	<b>278,692</b>

**TIF Increment Value**

**Net Assessed** 278,692

**District Totals**

Total Gross Value	1,546,985
Homestead Loss	84,178
Other Exemption Loss	44,360

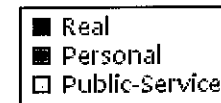
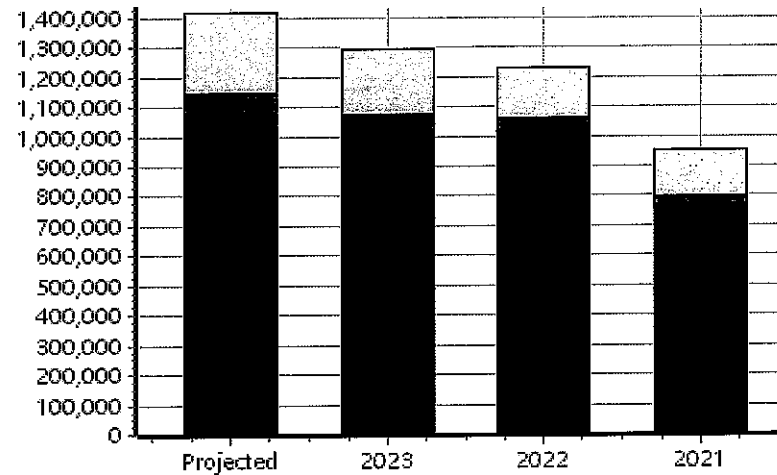
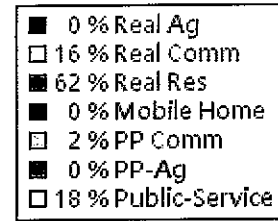
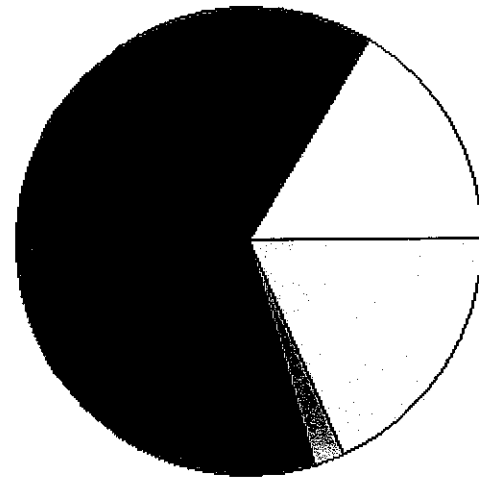
**TIF Increment Value**

**Retained TIF Value**

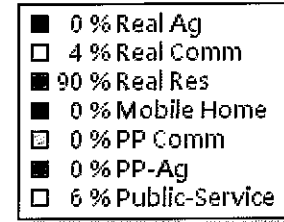
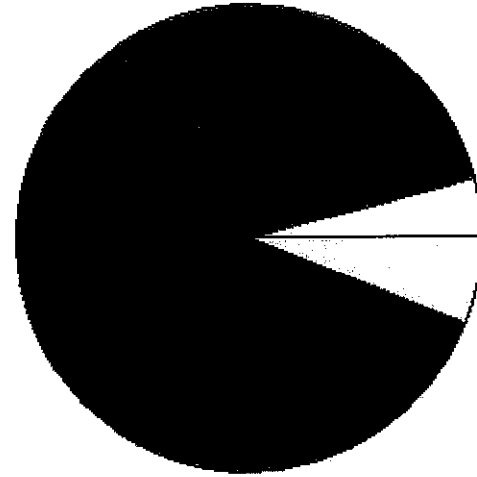
**Net Assessed Value** 1,418,447

**Net Assessed Under Protest**

\* Public Service Protests Values are not included on this report.



Real	Count	Value
Agricultural	0	0
Commercial	2	35,629
Residential	84	782,340
<b>Total Real Value</b>	<b>86</b>	<b>817,969</b>
Homestead	26	27,000
Veteran	1	22,809
Other	0	0
<b>Total Exempt</b>	<b>28</b>	<b>49,809</b>



**TIF Increment Value**

**Net Assessed** 768,160

**Net Assessed Under Protest**

Senior Freeze	6	57,416
Capped Parcels	72	476,088

Personal	Count	Value
Agricultural	0	0
Commercial	0	0
Mobile Home	0	0
<b>Total Personal</b>	<b>0</b>	<b>0</b>
<b>Total Exempt</b>	<b>0</b>	<b>0</b>

**TIF Increment Value**

**Net Assessed** 0

**Net Assessed Under Protest**

Public Service	Count	Value
<b>Total PS Value</b>	<b>6</b>	<b>49,883</b>

**TIF Increment Value**

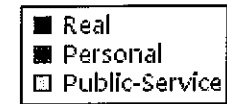
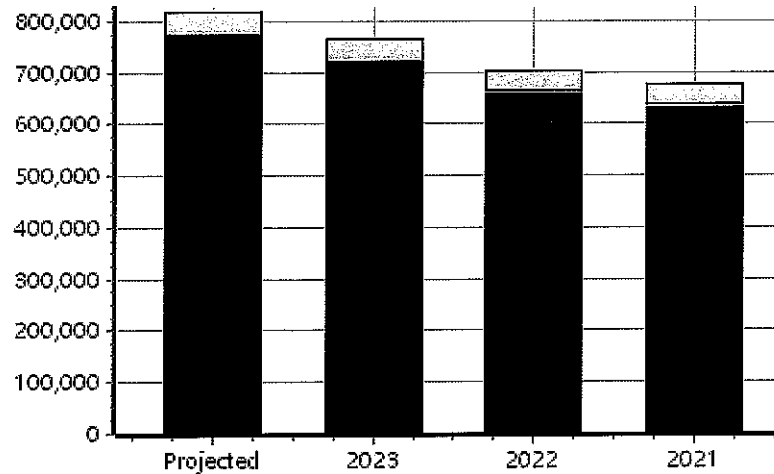
**Net Assessed** 49,883

**District Totals**

Total Gross Value	867,852
Homestead Loss	27,000
Other Exemption Loss	22,809
<b>TIF Increment Value</b>	
<b>Retained TIF Value</b>	
<b>Net Assessed Value</b>	<b>818,043</b>

**Net Assessed Under Protest**

\* Public Service Protests Values are not included on this report.



Real	Count	Value
Agricultural	0	0
Commercial	6	9,957
Residential	116	149,982
<b>Total Real Value</b>	<b>122</b>	<b>159,939</b>
Homestead	13	13,233
Veteran	2	10,541
Other	0	0
<b>Total Exempt</b>	<b>16</b>	<b>23,774</b>

**TIF Increment Value**

**Net Assessed 136,165**

**Net Assessed Under Protest**

Senior Freeze	3	16,017
Capped Parcels	138	133,092

Personal	Count	Value
Agricultural	0	0
Commercial	2	116
Mobile Home	3	13,312
<b>Total Personal</b>	<b>5</b>	<b>13,428</b>
<b>Total Exempt</b>	<b>0</b>	<b>0</b>

**TIF Increment Value**

**Net Assessed 13,428**

**Net Assessed Under Protest**

Public Service	Count	Value
<b>Total PS Value</b>	<b>3</b>	<b>98,819</b>

**TIF Increment Value**

**Net Assessed 98,819**

**District Totals**

Total Gross Value	272,186
Homestead Loss	13,233
Other Exemption Loss	10,541

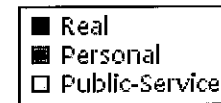
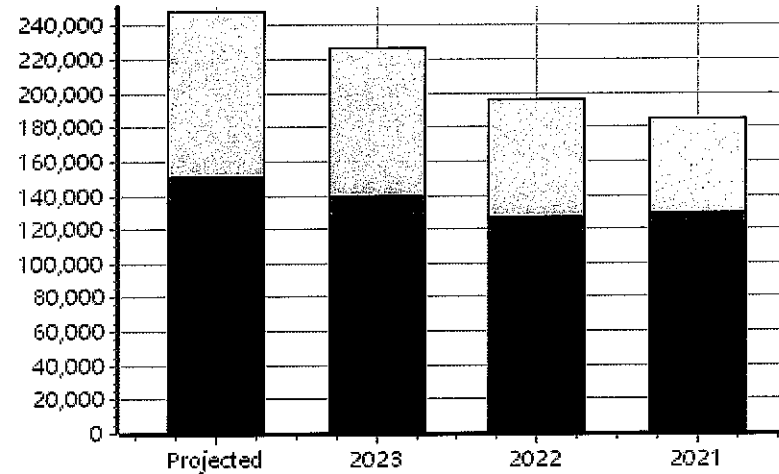
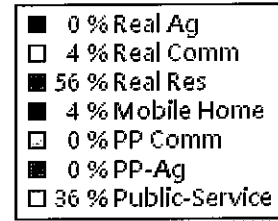

**TIF Increment Value**

**Retained TIF Value**

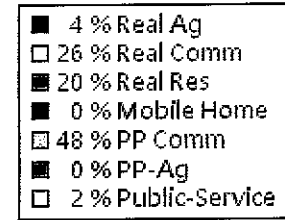
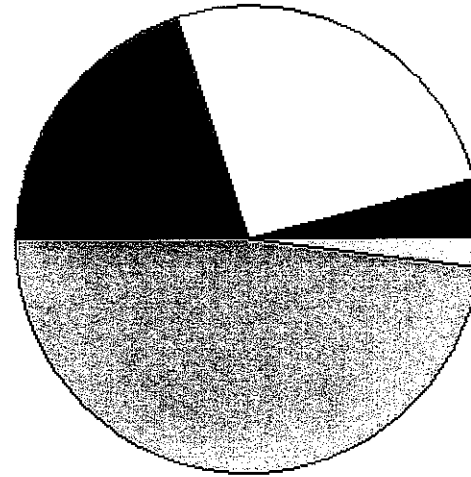
**Net Assessed Value 248,412**

**Net Assessed Under Protest**

\* Public Service Protests Values are not included on this report.



Real	Count	Value
Agricultural	5,846	52,659,893
Commercial	1,357	318,938,618
Residential	20,005	246,446,907
<b>Total Real Value</b>	<b>27,208</b>	<b>618,045,418</b>
Homestead	7,735	8,114,218
Veteran	405	7,275,197
Other	0	0
<b>Total Exempt</b>	<b>8,544</b>	<b>15,389,415</b>



**TIF Increment Value**

**Net Assessed 602,656,003**

**Net Assessed Under Protest 3 819,071**

Senior Freeze 1,245 14,474,827

Capped Parcels 21,390 178,945,977

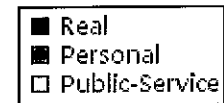
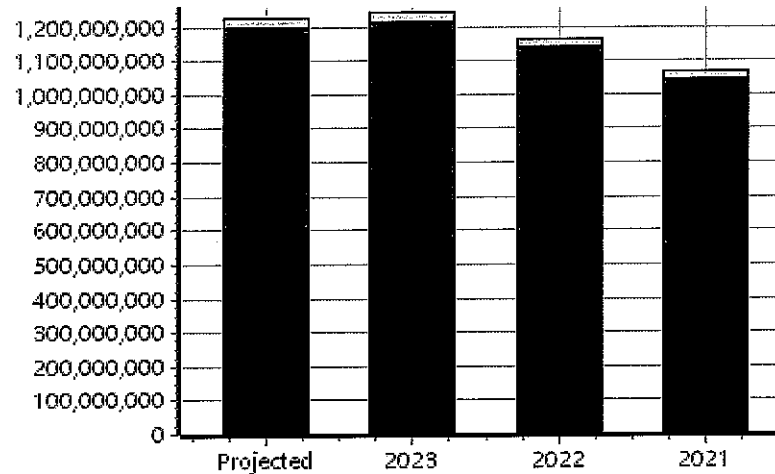
Personal	Count	Value
Agricultural	1,503	4,547,363
Commercial	1,369	602,059,051
Mobile Home	1,136	3,986,570
<b>Total Personal</b>	<b>4,008</b>	<b>610,592,984</b>
<b>Total Exempt</b>	<b>54</b>	<b>21,549,375</b>

**TIF Increment Value**

**Net Assessed 589,043,609**

**Net Assessed Under Protest 0 0**

Public Service	Count	Value
<b>Total PS Value</b>	<b>256</b>	<b>36,120,511</b>
<b>TIF Increment Value</b>		
<b>Net Assessed</b>		<b>36,120,511</b>



**District Totals**

Total Gross Value 1,264,758,913

Homestead Loss 8,114,218

Other Exemption Loss 28,824,572

**TIF Increment Value**

**Retained TIF Value**

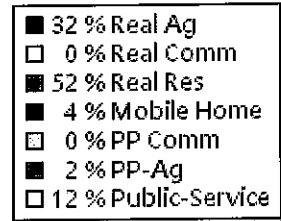

**Net Assessed Value 1,227,820,123**

**Net Assessed Under Protest 819,071**

\* Public Service Protests Values are not included on this report.



Real	Count	Value
Agricultural	171	1,129,298
Commercial	0	0
Residential	259	1,832,000
<b>Total Real Value</b>	<b>430</b>	<b>2,961,298</b>
Homestead	124	133,514
Veteran	6	119,713
Other	0	0
<b>Total Exempt</b>	<b>141</b>	<b>253,227</b>



**TIF Increment Value**

**Net Assessed** **2,708,071**

**Net Assessed Under Protest**

Senior Freeze	20	137,728
Capped Parcels	321	2,028,069

Personal	Count	Value
Agricultural	32	55,362
Commercial	2	193
Mobile Home	26	137,115
<b>Total Personal</b>	<b>60</b>	<b>192,670</b>
<b>Total Exempt</b>	<b>1</b>	<b>385</b>

**TIF Increment Value**

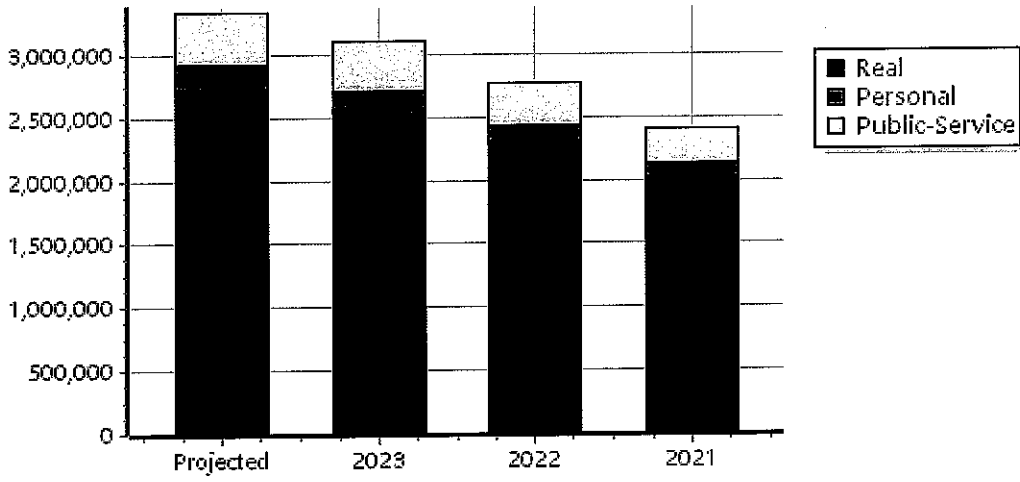
**Net Assessed** **192,285**

**Net Assessed Under Protest**

Public Service	Count	Value
<b>Total PS Value</b>	<b>5</b>	<b>433,156</b>

**TIF Increment Value**

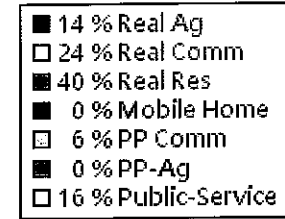
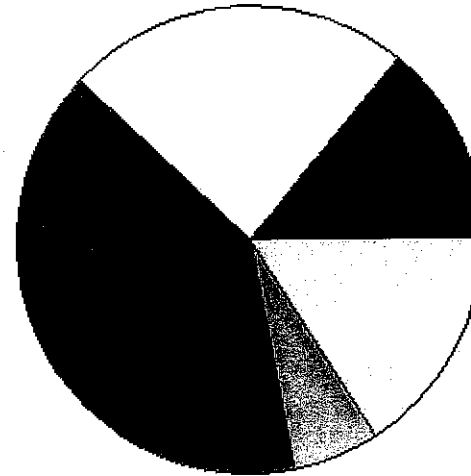
**Net Assessed** **433,156**



District Totals	
Total Gross Value	3,587,124
Homestead Loss	133,514
Other Exemption Loss	120,098
<b>TIF Increment Value</b>	
<b>Retained TIF Value</b>	
<b>Net Assessed Value</b>	<b>3,333,512</b>
<b>Net Assessed Under Protest</b>	

\* Public Service Protests Values are not included on this report.

Real	Count	Value
Agricultural	356	3,643,831
Commercial	51	6,725,956
Residential	651	10,764,051
<b>Total Real Value</b>	<b>1,058</b>	<b>21,133,838</b>
Homestead	373	384,000
Veteran	21	464,035
Other	0	0
<b>Total Exempt</b>	<b>405</b>	<b>848,035</b>



**TIF Increment Value**


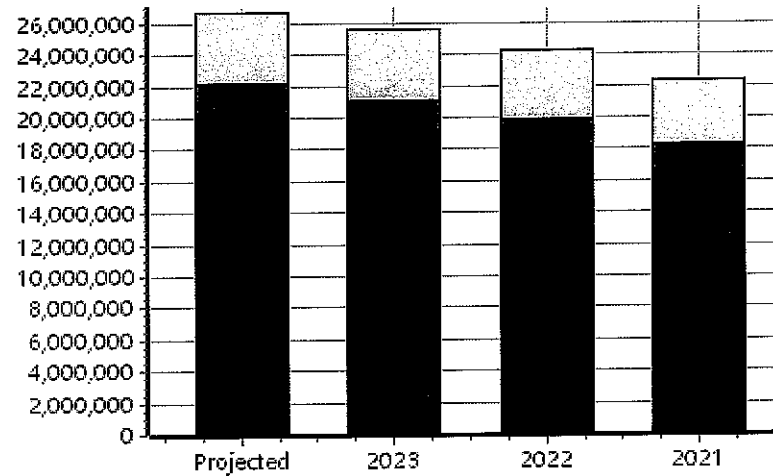
<b>Net Assessed</b>		<b>20,285,803</b>
<b>Net Assessed Under Protest</b>	<b>1</b>	<b>502,325</b>
Senior Freeze	45	718,919
Capped Parcels	749	8,518,088

Personal	Count	Value
Agricultural	96	177,915
Commercial	44	1,491,625
Mobile Home	22	116,323
<b>Total Personal</b>	<b>162</b>	<b>1,785,863</b>
<b>Total Exempt</b>	<b>1</b>	<b>2,000</b>

**TIF Increment Value**

<b>Net Assessed</b>		<b>1,783,863</b>
<b>Net Assessed Under Protest</b>	<b>0</b>	<b>0</b>

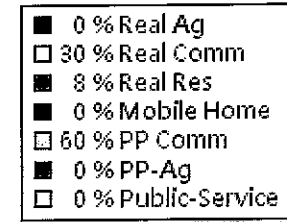
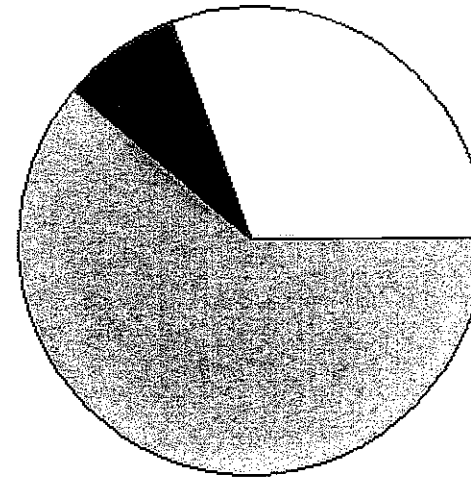
Public Service	Count	Value
<b>Total PS Value</b>	<b>25</b>	<b>4,636,610</b>
<b>TIF Increment Value</b>		
<b>Net Assessed</b>		<b>4,636,610</b>



District Totals	
Total Gross Value	27,556,311
Homestead Loss	384,000
Other Exemption Loss	466,035
<b>TIF Increment Value</b>	
<b>Retained TIF Value</b>	
<b>Net Assessed Value</b>	<b>26,706,276</b>
<b>Net Assessed Under Protest</b>	<b>502,325</b>

\* Public Service Protests Values are not included on this report.

Real	Count	Value
Agricultural	908	8,052,395
Commercial	554	286,679,157
Residential	5,633	80,851,989
<b>Total Real Value</b>	<b>7,095</b>	<b>375,583,541</b>
Homestead	2,359	2,451,700
Veteran	110	2,344,717
Other	0	0
<b>Total Exempt</b>	<b>2,565</b>	<b>4,796,417</b>



**TIF Increment Value**

**Net Assessed** 370,787,124

**Net Assessed Under Protest**

Senior Freeze	394	4,101,812
Capped Parcels	5,530	50,491,355

Personal	Count	Value
Agricultural	213	682,044
Commercial	654	576,714,815
Mobile Home	221	881,581
<b>Total Personal</b>	<b>1,088</b>	<b>578,278,440</b>
<b>Total Exempt</b>	<b>21</b>	<b>14,449,161</b>

**TIF Increment Value**

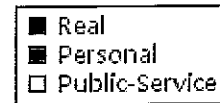
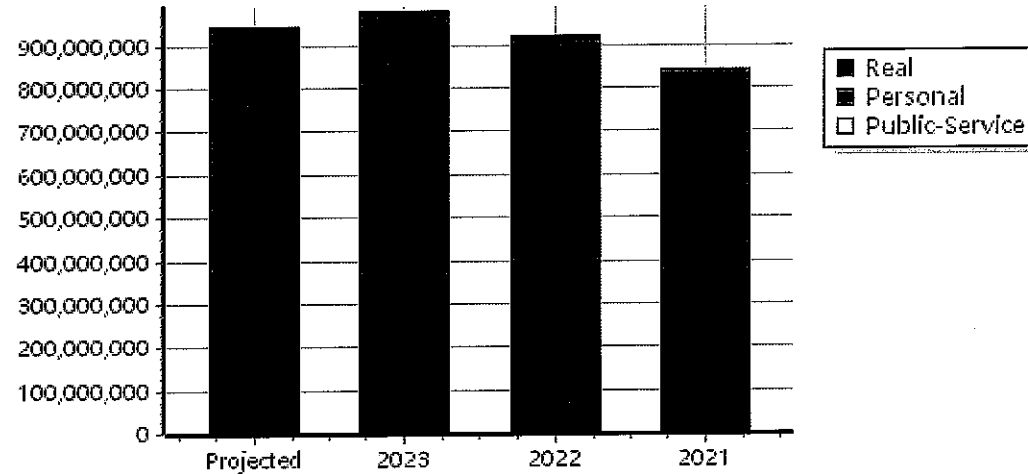
**Net Assessed** 563,829,279

**Net Assessed Under Protest**

Public Service	Count	Value
<b>Total PS Value</b>	<b>44</b>	<b>7,791,302</b>

**TIF Increment Value**

**Net Assessed** 7,791,302



**District Totals**

Total Gross Value	961,653,283
Homestead Loss	2,451,700
Other Exemption Loss	16,793,878

**TIF Increment Value**

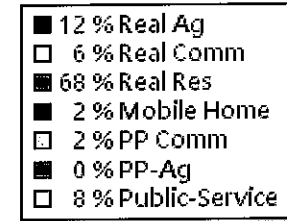
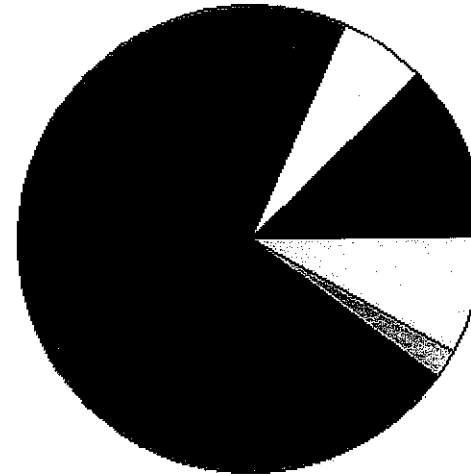
**Retained TIF Value**

**Net Assessed Value** 942,407,705

**Net Assessed Under Protest**

\* Public Service Protests Values are not included on this report.

Real	Count	Value
Agricultural	617	4,107,251
Commercial	90	2,050,214
Residential	2,496	23,164,201
<b>Total Real Value</b>	<b>3,203</b>	<b>29,321,666</b>
Homestead	814	861,215
Veteran	50	841,379
Other	0	0
<b>Total Exempt</b>	<b>915</b>	<b>1,702,594</b>



**TIF Increment Value**

**Net Assessed** 27,619,072

**Net Assessed Under Protest**

Senior Freeze	142	1,356,918
Capped Parcels	2,508	16,512,696

Personal	Count	Value
Agricultural	185	243,130
Commercial	98	735,142
Mobile Home	255	668,601
<b>Total Personal</b>	<b>538</b>	<b>1,646,873</b>
<b>Total Exempt</b>	<b>7</b>	<b>11,434</b>

**TIF Increment Value**

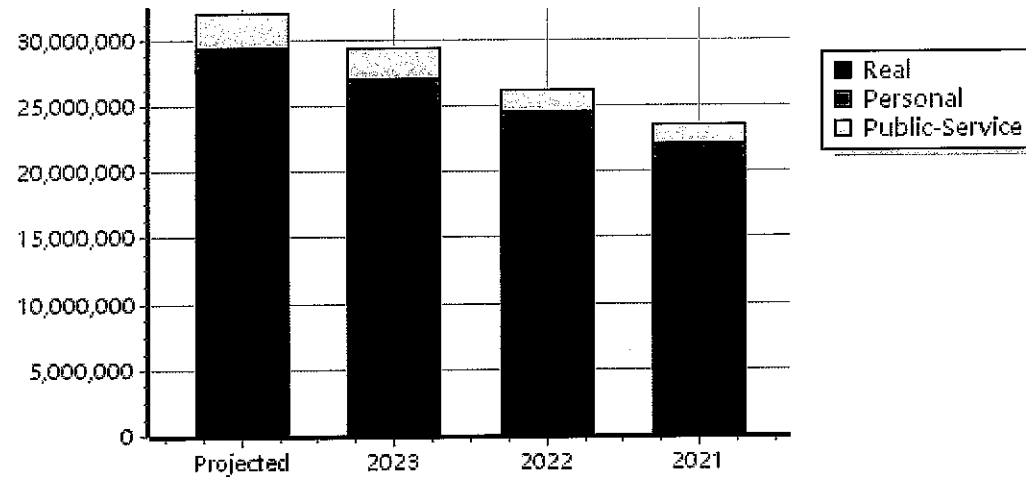
**Net Assessed** 1,635,439

**Net Assessed Under Protest**

Public Service	Count	Value
<b>Total PS Value</b>	<b>21</b>	<b>2,718,802</b>

**TIF Increment Value**

**Net Assessed** 2,718,802



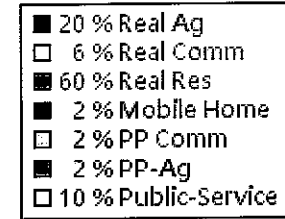
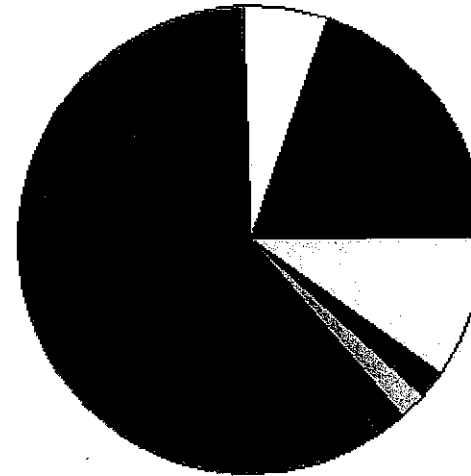
**District Totals**

Total Gross Value	33,687,341
Homestead Loss	861,215
Other Exemption Loss	852,813
<b>TIF Increment Value</b>	
<b>Retained TIF Value</b>	
<b>Net Assessed Value</b>	<b>31,973,313</b>

**Net Assessed Under Protest**

\* Public Service Protests Values are not included on this report.

Real	Count	Value
Agricultural	1,185	9,872,666
Commercial	142	3,328,860
Residential	3,382	31,046,224
<b>Total Real Value</b>	<b>4,709</b>	<b>44,247,750</b>
Homestead	1,352	1,452,136
Veteran	80	1,135,146
Other	0	0
<b>Total Exempt</b>	<b>1,537</b>	<b>2,587,282</b>



**TIF Increment Value**

**Net Assessed 41,660,468**

**Net Assessed Under Protest**

Senior Freeze	239	3,835,559
Capped Parcels	3,890	30,666,842

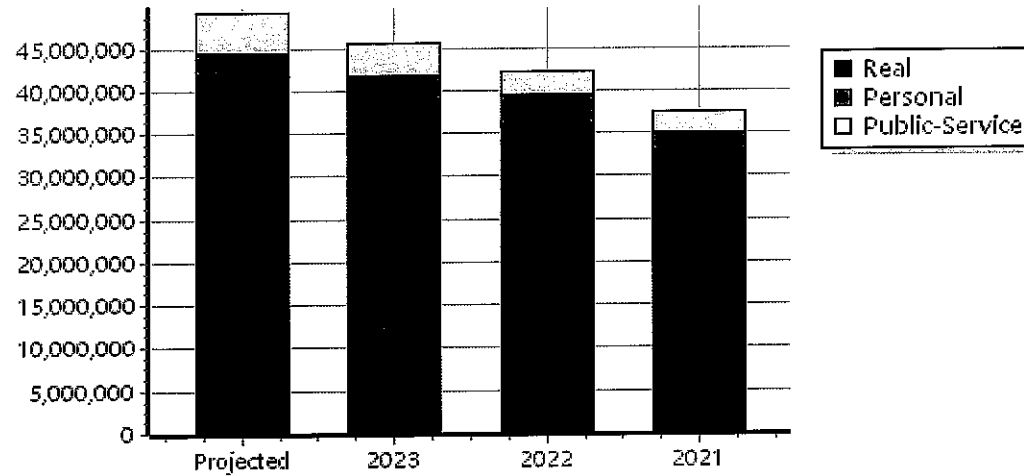
Personal	Count	Value
Agricultural	291	700,641
Commercial	134	1,274,228
Mobile Home	210	716,949
<b>Total Personal</b>	<b>635</b>	<b>2,691,818</b>
<b>Total Exempt</b>	<b>6</b>	<b>7,025</b>

**TIF Increment Value**

**Net Assessed 2,684,793**

**Net Assessed Under Protest**

Public Service	Count	Value
<b>Total PS Value</b>	<b>19</b>	<b>4,829,342</b>
<b>TIF Increment Value</b>		
<b>Net Assessed</b>		<b>4,829,342</b>



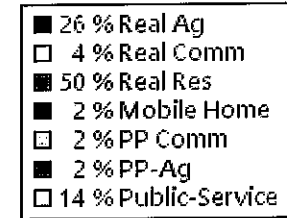
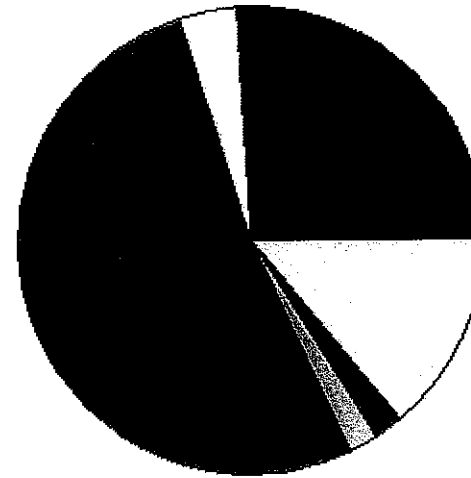
**District Totals**

Total Gross Value	51,768,910
Homestead Loss	1,452,136
Other Exemption Loss	1,142,171
<b>TIF Increment Value</b>	
<b>Retained TIF Value</b>	
<b>Net Assessed Value</b>	<b>49,174,603</b>

**Net Assessed Under Protest**

\* Public Service Protests Values are not included on this report.

Real	Count	Value
Agricultural	1,528	13,687,932
Commercial	77	2,073,723
Residential	2,465	25,907,730
<b>Total Real Value</b>	<b>4,070</b>	<b>41,669,385</b>
Homestead	1,104	1,136,819
Veteran	51	996,793
Other	0	0
<b>Total Exempt</b>	<b>1,192</b>	<b>2,133,612</b>



**TIF Increment Value**

**Net Assessed** 39,535,773

**Net Assessed Under Protest**

Senior Freeze	147	1,631,856
Capped Parcels	3,007	21,122,231

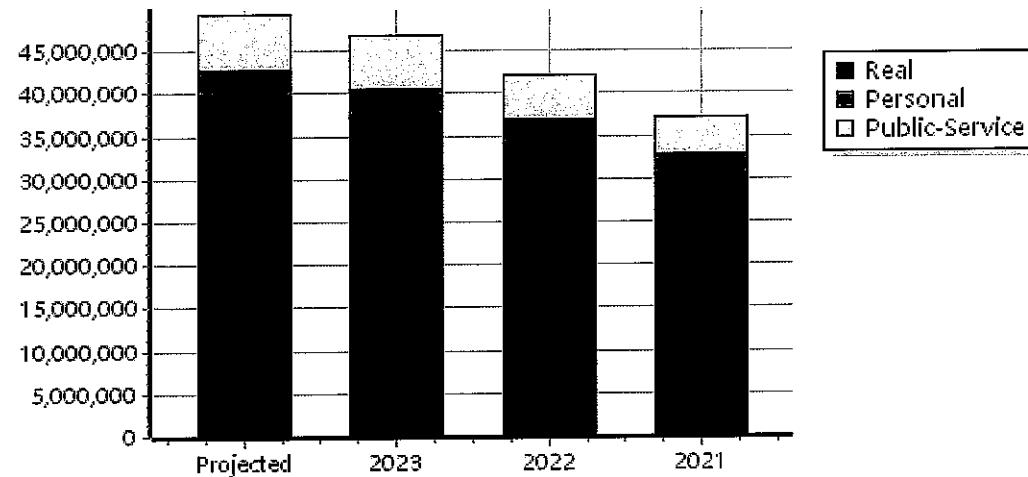
Personal	Count	Value
Agricultural	352	1,086,914
Commercial	99	1,248,888
Mobile Home	159	665,241
<b>Total Personal</b>	<b>610</b>	<b>3,001,043</b>
<b>Total Exempt</b>	<b>8</b>	<b>27,198</b>

**TIF Increment Value**

**Net Assessed** 2,973,845

**Net Assessed Under Protest**

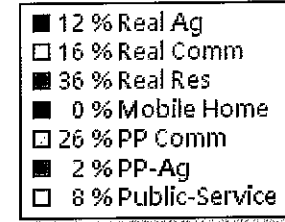
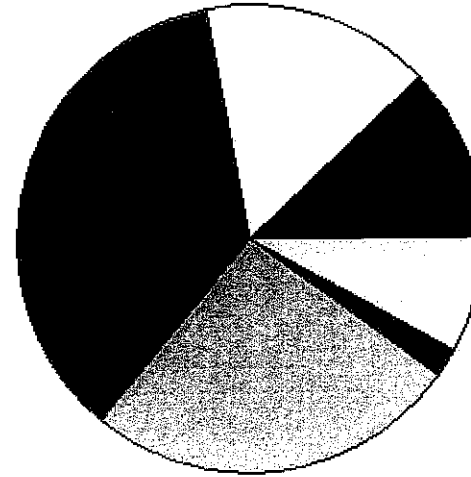
Public Service	Count	Value
<b>Total PS Value</b>	<b>49</b>	<b>6,801,903</b>
<b>TIF Increment Value</b>		
<b>Net Assessed</b>		<b>6,801,903</b>



District Totals	
Total Gross Value	51,472,331
Homestead Loss	1,136,819
Other Exemption Loss	1,023,991
<b>TIF Increment Value</b>	
<b>Retained TIF Value</b>	
<b>Net Assessed Value</b>	<b>49,311,521</b>
<b>Net Assessed Under Protest</b>	

\* Public Service Protests Values are not included on this report.

Real	Count	Value
Agricultural	656	8,073,291
Commercial	213	12,001,467
Residential	2,227	26,386,245
<b>Total Real Value</b>	<b>3,096</b>	<b>46,461,003</b>
Homestead	951	999,045
Veteran	55	827,447
Other	0	0
<b>Total Exempt</b>	<b>1,056</b>	<b>1,826,492</b>



**TIF Increment Value**

**Net Assessed 44,634,511**

**Net Assessed Under Protest 2 316,746**

Senior Freeze 149 1,751,138

Capped Parcels 2,468 27,228,452

Personal	Count	Value
Agricultural	227	1,282,098
Commercial	162	18,135,368
Mobile Home	179	537,272
<b>Total Personal</b>	<b>568</b>	<b>19,954,738</b>
<b>Total Exempt</b>	<b>8</b>	<b>7,048,172</b>

**TIF Increment Value**

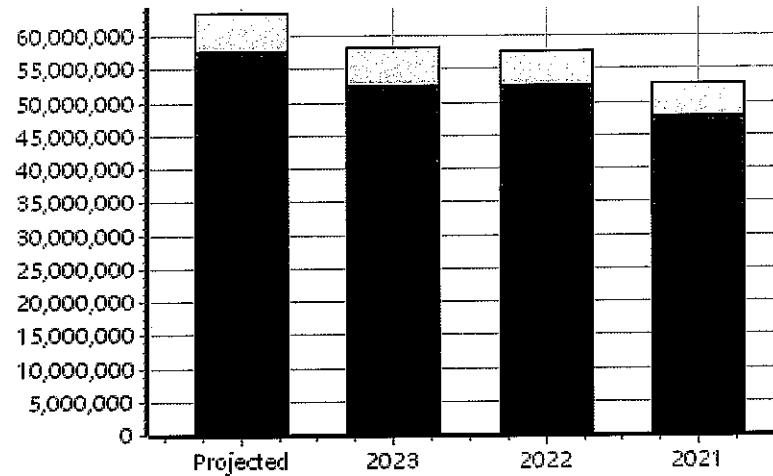
**Net Assessed 12,906,566**

**Net Assessed Under Protest 0 0**

Public Service	Count	Value
<b>Total PS Value</b>	<b>33</b>	<b>6,003,251</b>

**TIF Increment Value**

**Net Assessed 6,003,251**



**District Totals**

Total Gross Value 72,418,992

Homestead Loss 999,045

Other Exemption Loss 7,875,619

**TIF Increment Value**

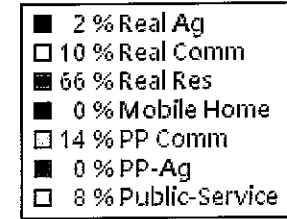
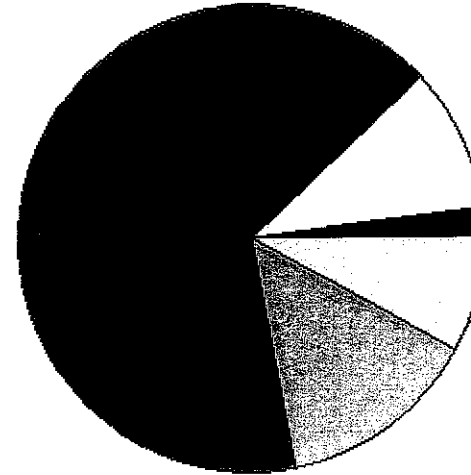
**Retained TIF Value**

**Net Assessed Value 63,544,328**

**Net Assessed Under Protest 316,746**

\* Public Service Protests Values are not included on this report.

Real	Count	Value
Agricultural	36	180,796
Commercial	91	821,214
Residential	734	5,766,944
<b>Total Real Value</b>	<b>861</b>	<b>6,768,954</b>
Homestead	140	146,915
Veteran	13	128,870
Other	0	0
<b>Total Exempt</b>	<b>161</b>	<b>275,785</b>



**TIF Increment Value**

**Net Assessed 6,493,169**

**Net Assessed Under Protest**

Senior Freeze	26	135,875
Capped Parcels	704	3,720,240

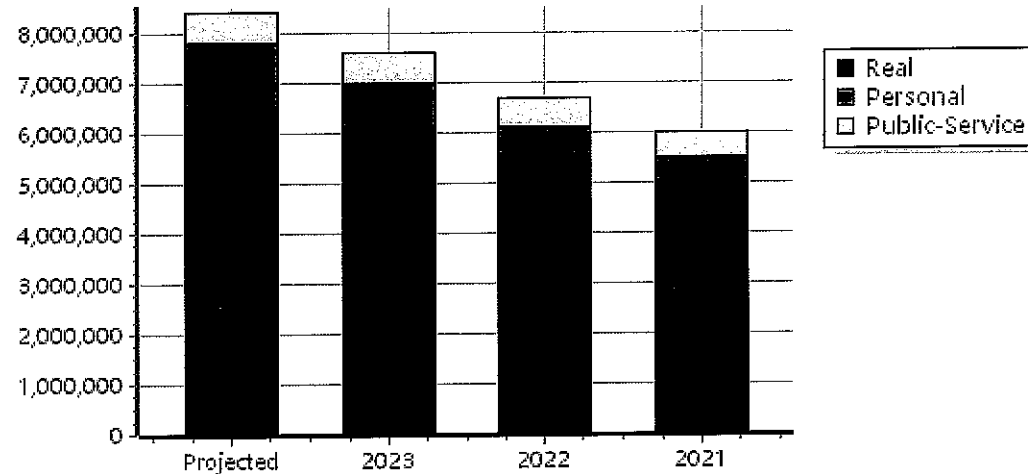
Personal	Count	Value
Agricultural	17	20,685
Commercial	53	1,195,811
Mobile Home	14	35,857
<b>Total Personal</b>	<b>84</b>	<b>1,252,353</b>
<b>Total Exempt</b>	<b>0</b>	<b>0</b>

**TIF Increment Value**

**Net Assessed 1,252,353**

**Net Assessed Under Protest**

Public Service	Count	Value
<b>Total PS Value</b>	<b>18</b>	<b>657,509</b>
<b>TIF Increment Value</b>		
<b>Net Assessed</b>		<b>657,509</b>



**District Totals**

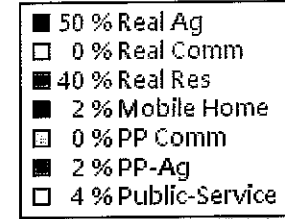

Total Gross Value	8,678,816
Homestead Loss	146,915
Other Exemption Loss	128,870
<b>TIF Increment Value</b>	
<b>Retained TIF Value</b>	
<b>Net Assessed Value</b>	<b>8,403,031</b>

**Net Assessed Under Protest**

\* Public Service Protests Values are not included on this report.



Real	Count	Value
Agricultural	113	1,170,097
Commercial	0	0
Residential	67	922,178
<b>Total Real Value</b>	<b>180</b>	<b>2,092,275</b>
Homestead	61	61,014
Veteran	1	12,964
Other	0	0
<b>Total Exempt</b>	<b>63</b>	<b>73,978</b>



**TIF Increment Value**

**Net Assessed** 2,018,297

**Net Assessed Under Protest**

Senior Freeze	4	35,346
Capped Parcels	121	1,035,582

Personal	Count	Value
Agricultural	22	68,311
Commercial	4	11,182
Mobile Home	10	58,520
<b>Total Personal</b>	<b>36</b>	<b>138,013</b>
<b>Total Exempt</b>	<b>2</b>	<b>4,000</b>

**TIF Increment Value**

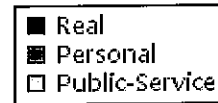
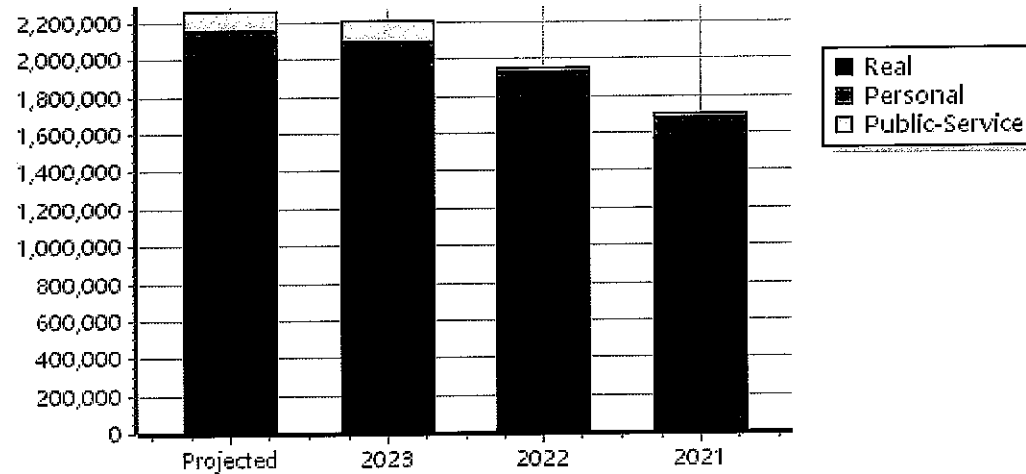
**Net Assessed** 134,013

**Net Assessed Under Protest**

Public Service	Count	Value
<b>Total PS Value</b>	<b>4</b>	<b>110,301</b>

**TIF Increment Value**

**Net Assessed** 110,301



**District Totals**

Total Gross Value	2,340,589
Homestead Loss	61,014
Other Exemption Loss	16,964

**TIF Increment Value**

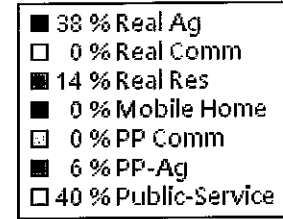

**Retained TIF Value**

**Net Assessed Value** 2,262,611

**Net Assessed Under Protest**

\* Public Service Protests Values are not included on this report.

Real	Count	Value
Agricultural	19	257,084
Commercial	0	0
Residential	6	98,262
<b>Total Real Value</b>	<b>25</b>	<b>355,346</b>
Homestead	8	8,000
Veteran	0	0
Other	0	0
<b>Total Exempt</b>	<b>8</b>	<b>8,000</b>



**TIF Increment Value**

**Net Assessed 347,346**

**Net Assessed Under Protest**

Senior Freeze	0	0
Capped Parcels	14	133,062

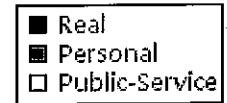
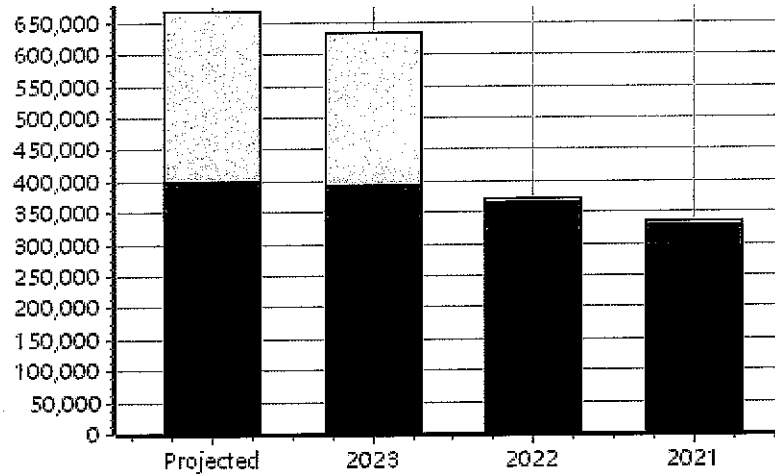
Personal	Count	Value
Agricultural	7	47,176
Commercial	3	1,746
Mobile Home	1	1,751
<b>Total Personal</b>	<b>11</b>	<b>50,673</b>
<b>Total Exempt</b>	<b>0</b>	<b>0</b>

**TIF Increment Value**

**Net Assessed 50,673**

**Net Assessed Under Protest**

Public Service	Count	Value
<b>Total PS Value</b>	<b>3</b>	<b>269,972</b>
<b>TIF Increment Value</b>		
<b>Net Assessed</b>		<b>269,972</b>



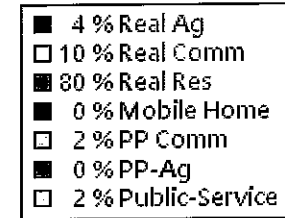
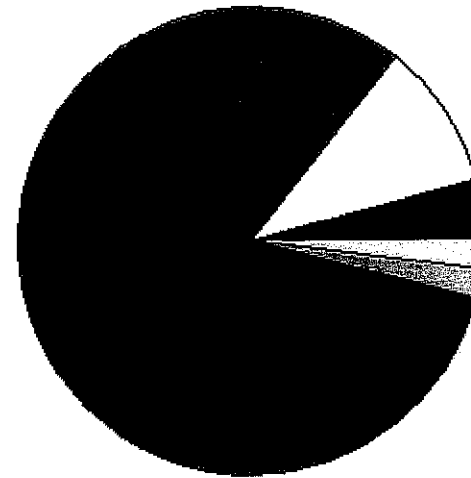
**District Totals**

Total Gross Value	675,991
Homestead Loss	8,000
Other Exemption Loss	0
<b>TIF Increment Value</b>	
<b>Retained TIF Value</b>	
<b>Net Assessed Value</b>	<b>667,991</b>

**Net Assessed Under Protest**

\* Public Service Protests Values are not included on this report.

Real	Count	Value
Agricultural	179	1,696,230
Commercial	139	5,258,027
Residential	2,048	39,332,697
<b>Total Real Value</b>	<b>2,366</b>	<b>46,286,954</b>
Homestead	411	440,860
Veteran	17	383,022
Other	0	0
<b>Total Exempt</b>	<b>461</b>	<b>823,882</b>



**TIF Increment Value**

**Net Assessed** 45,463,072

**Net Assessed Under Protest**

Senior Freeze	76	742,185
Capped Parcels	2,000	16,930,021

Personal	Count	Value
Agricultural	44	150,924
Commercial	115	1,248,447
Mobile Home	31	148,496
<b>Total Personal</b>	<b>190</b>	<b>1,547,867</b>
<b>Total Exempt</b>	<b>0</b>	<b>0</b>

**TIF Increment Value**

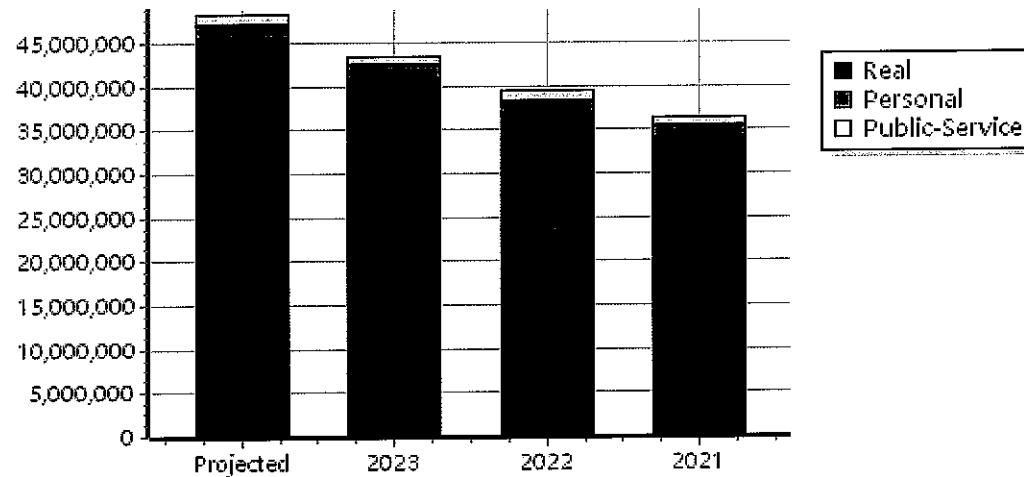
**Net Assessed** 1,547,867

**Net Assessed Under Protest**

Public Service	Count	Value
<b>Total PS Value</b>	<b>24</b>	<b>1,282,767</b>

**TIF Increment Value**

**Net Assessed** 1,282,767



**District Totals**

Total Gross Value	49,117,588
Homestead Loss	440,860
Other Exemption Loss	383,022

**TIF Increment Value**


**Retained TIF Value**

**Net Assessed Value** 48,293,706

**Net Assessed Under Protest**

\* Public Service Protests Values are not included on this report.

Real	Count	Value
Agricultural	78	789,022
Commercial	0	0
Residential	37	374,386
<b>Total Real Value</b>	<b>115</b>	<b>1,163,408</b>
Homestead	38	39,000
Veteran	1	21,111
Other	0	0
<b>Total Exempt</b>	<b>40</b>	<b>60,111</b>



**TIF Increment Value**

**Net Assessed** 1,103,297

**Net Assessed Under Protest**

Senior Freeze	3	27,491
Capped Parcels	78	559,339

Personal	Count	Value
Agricultural	17	32,163
Commercial	1	1,606
Mobile Home	8	18,864
<b>Total Personal</b>	<b>26</b>	<b>52,633</b>
<b>Total Exempt</b>	<b>0</b>	<b>0</b>

**TIF Increment Value**

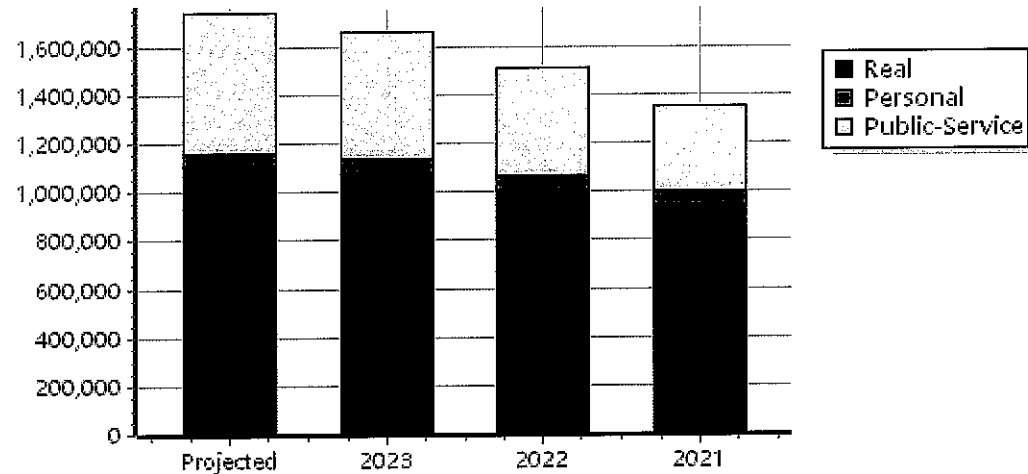
**Net Assessed** 52,633

**Net Assessed Under Protest**

Public Service	Count	Value
<b>Total PS Value</b>	<b>11</b>	<b>585,596</b>

**TIF Increment Value**

**Net Assessed** 585,596



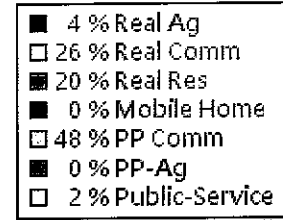
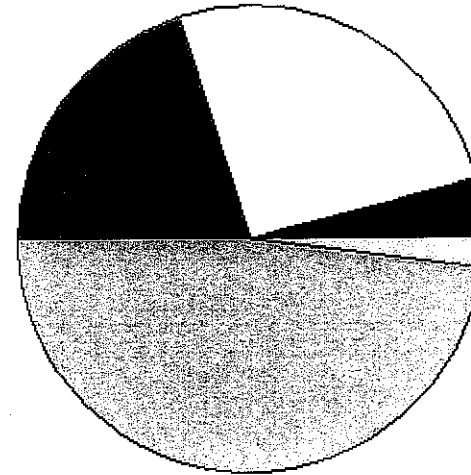
**District Totals**

Total Gross Value	1,801,637
Homestead Loss	39,000
Other Exemption Loss	21,111
<b>TIF Increment Value</b>	
<b>Retained TIF Value</b>	
<b>Net Assessed Value</b>	<b>1,741,526</b>

**Net Assessed Under Protest**

\* Public Service Protests Values are not included on this report.

Real	Count	Value
Agricultural	5,846	52,659,893
Commercial	1,357	318,938,618
Residential	20,005	246,446,907
<b>Total Real Value</b>	<b>27,208</b>	<b>618,045,418</b>
Homestead	7,735	8,114,218
Veteran	405	7,275,197
Other	0	0
<b>Total Exempt</b>	<b>8,544</b>	<b>15,389,415</b>



**TIF Increment Value**

**Net Assessed 602,656,003**

**Net Assessed Under Protest 3 819,071**

Senior Freeze 1,245 14,474,827

Capped Parcels 21,390 178,945,977

Personal	Count	Value
Agricultural	1,503	4,547,363
Commercial	1,369	602,059,051
Mobile Home	1,136	3,986,570
<b>Total Personal</b>	<b>4,008</b>	<b>610,592,984</b>
<b>Total Exempt</b>	<b>54</b>	<b>21,549,375</b>

**TIF Increment Value**

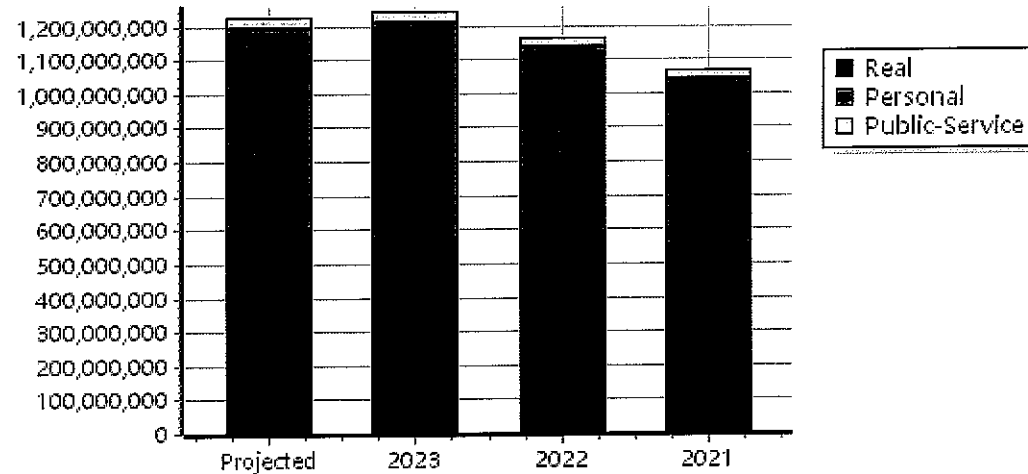
**Net Assessed 589,043,609**

**Net Assessed Under Protest 0 0**

Public Service	Count	Value
<b>Total PS Value</b>	<b>256</b>	<b>36,120,511</b>

**TIF Increment Value**

**Net Assessed 36,120,511**



**District Totals**

Total Gross Value 1,264,758,913

Homestead Loss 8,114,218

Other Exemption Loss 28,824,572

**TIF Increment Value**

**Retained TIF Value**

**Net Assessed Value 1,227,820,123**

**Net Assessed Under Protest 819,071**

\* Public Service Protests Values are not included on this report.