

2024 MURRAY COUNTY ASSESSOR'S OFFICE REPORT TO THE EXCISE BOARD

07/24/2024

City/Town								
DISTRICT	DESCRIPTION	PERSONAL PROPERTY	REAL PROPERTY	PUBLIC SERVICE	TOTAL VALUATION	HOMESTEAD EXEMPTIONS	OTHER EXEMPTIONS	NET VALUATION
T01	SULPHUR	1,722,247	20,887,746	7,159,110	29,769,103	799,117	413,867	28,556,119
T02	DAVIS	1,209,872	11,803,118	1,239,216	14,252,206	411,578	240,884	13,599,744
CITY/TOWN TOTAL VALUATION		2,932,119	32,690,864	8,398,326	44,021,309	1,210,695	654,751	42,155,863

County								
DISTRICT	DESCRIPTION	PERSONAL PROPERTY	REAL PROPERTY	PUBLIC SERVICE	TOTAL VALUATION	HOMESTEAD EXEMPTIONS	OTHER EXEMPTIONS	NET VALUATION
C001	Murray County General	70,472,121	79,297,900	22,385,776	172,155,797	2,712,662	1,958,774	167,484,361
COUNTY TOTAL VALUATION		70,472,121	79,297,900	22,385,776	172,155,797	2,712,662	1,958,774	167,484,361

Other								
DISTRICT	DESCRIPTION	PERSONAL PROPERTY	REAL PROPERTY	PUBLIC SERVICE	TOTAL VALUATION	HOMESTEAD EXEMPTIONS	OTHER EXEMPTIONS	NET VALUATION
EMS	EMS	70,472,121	79,297,900	22,385,776	172,155,797	2,712,662	1,958,774	167,484,361
OTHER TOTAL VALUATION		70,472,121	79,297,900	22,385,776	172,155,797	2,712,662	1,958,774	167,484,361

School								
DISTRICT	DESCRIPTION	PERSONAL PROPERTY	REAL PROPERTY	PUBLIC SERVICE	TOTAL VALUATION	HOMESTEAD EXEMPTIONS	OTHER EXEMPTIONS	NET VALUATION
# 1 SUPL	1 SULPHUR	23,835,499	46,879,414	10,186,995	80,901,908	1,610,529	1,142,263	78,149,116
#10 DAVI	10 DAVIS	42,848,077	27,226,954	8,729,762	78,804,793	897,346	668,120	77,239,327
JI-37 RO	JI-37 ROFF	2,528,888	743,054	1,363,680	4,635,622	30,356	0	4,605,266
JI-38 WY	JI-38 WYNNEWOOD	659,020	3,781,580	1,997,393	6,437,993	148,431	123,625	6,165,937
JT-2 MIL	JT-2 MILL CREEK	574,664	581,698	17,350	1,173,712	23,000	24,766	1,125,946
JT-72 EL	JT-72 ELMORE C.	25,973	85,200	90,596	201,769	3,000	0	198,769
SCHOOL TOTAL VALUATION		70,472,121	79,297,900	22,385,776	172,155,797	2,712,662	1,958,774	167,484,361

Vo-Tech								
DISTRICT	DESCRIPTION	PERSONAL PROPERTY	REAL PROPERTY	PUBLIC SERVICE	TOTAL VALUATION	HOMESTEAD EXEMPTIONS	OTHER EXEMPTIONS	NET VALUATION
MID AMER	MID-AMERICA TECH CENTER	684,993	3,866,780	2,087,989	6,639,762	151,431	123,625	6,364,706
PONT #14	PONTOTOC TECH CENTER	2,528,888	743,054	1,363,680	4,635,622	30,356	0	4,605,266
SOTC	SOUTHERN OK TECH CENTER	66,683,576	74,106,368	18,916,757	159,706,701	2,507,875	1,810,383	155,388,443

2024 MURRAY COUNTY ASSESSOR'S OFFICE REPORT TO THE EXCISE BOARD

07/24/2024

VO-TECH TOTAL VALUATION	69,897,457	78,716,202	22,368,426	170,982,085	2,689,662	1,934,008	166,358,415
--------------------------------	------------	------------	------------	-------------	-----------	-----------	-------------

I, Scott Kirby, Assessor of Murray County Oklahoma, do hereby certify that the foregoing is a true and correct statement of valuations for Real Estate, Personal Property, Public Service and Homestead Exemptions as certified by the State Board of Equalization and shown by the records in the County Assessor's office. Subscribed by my name and affixed the seal of the County Assessors office on this day of 07/24/2024.

State of Oklahoma)
) SS
 Murray County)



 Date 7-26-24

Scott Kirby
 County Assessor
 Murray County



I, Jill Hall, County Clerk of Murray County Oklahoma, do hereby certify that the above is a true, correct and complete list of the valuations of Murray County Oklahoma as certified by the Murray County Assessor's office.






Jill Hall
 County Clerk
 Murray County

Seal

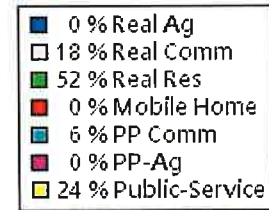
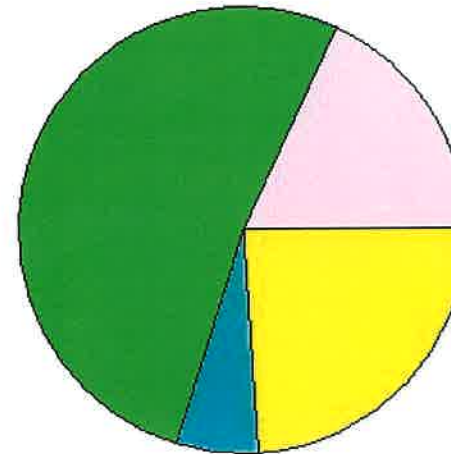
Excise Board:



8-5-2024
 Date



Real	Count	Value
Agricultural	22	127,516
Commercial	310	5,530,432
Residential	2,728	15,229,798
Total Real Value	3,060	20,887,746
Homestead	728	799,117
Veteran	33	413,867
Other	0	0
Total Exempt	844	1,212,984



TIF Increment Value

Net Assessed 19,674,762

Net Assessed Under Protest

Senior Freeze	149	773,403
Capped Parcels	2,327	10,119,110

Personal	Count	Value
Agricultural	8	8,688
Commercial	211	1,671,174
Mobile Home	21	42,585
Total Personal	240	1,722,447
Total Exempt	1	200

TIF Increment Value

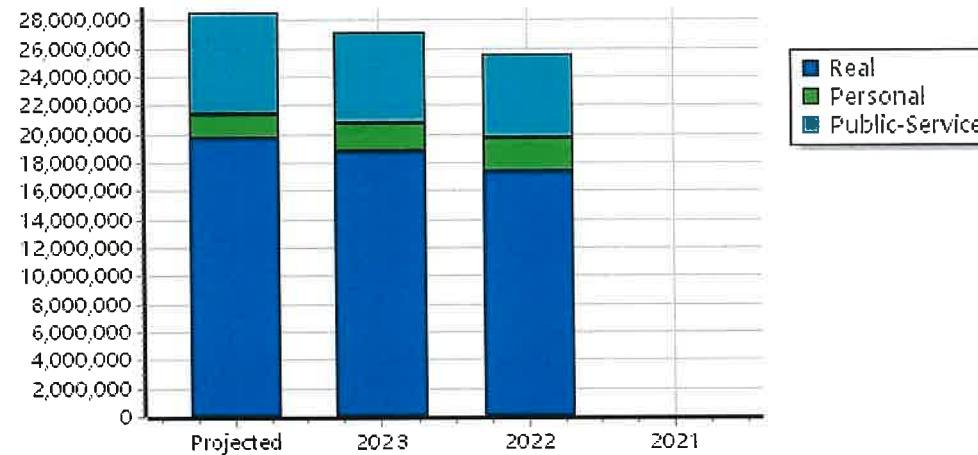
Net Assessed 1,722,247

Net Assessed Under Protest

Public Service	Count	Value
Total PS Value	15	7,159,110

TIF Increment Value

Net Assessed 7,159,110



District Totals	
Total Gross Value	29,769,303
Homestead Loss	799,117
Other Exemption Loss	414,067
TIF Increment Value	
Retained TIF Value	
Net Assessed Value	28,556,119
Net Assessed Under Protest	

* Public Service Protests Values are not included on this report.

Real	Count	Value
Agricultural	18	389,643
Commercial	226	3,547,591
Residential	1,333	7,865,884
Total Real Value	1,577	11,803,118
Homestead	384	411,578
Veteran	29	240,884
Other	0	0
Total Exempt	443	652,462

TIF Increment Value

Net Assessed 11,150,656

Net Assessed Under Protest

Senior Freeze	70	406,073
Capped Parcels	1,132	5,360,546

Personal	Count	Value
Agricultural	5	9,017
Commercial	157	1,289,706
Mobile Home	14	47,389
Total Personal	176	1,346,112
Total Exempt	2	136,240

TIF Increment Value

Net Assessed 1,209,872

Net Assessed Under Protest

Public Service	Count	Value
Total PS Value	11	1,239,216

TIF Increment Value

Net Assessed 1,239,216

District Totals

Total Gross Value	14,388,446
Homestead Loss	411,578
Other Exemption Loss	377,124

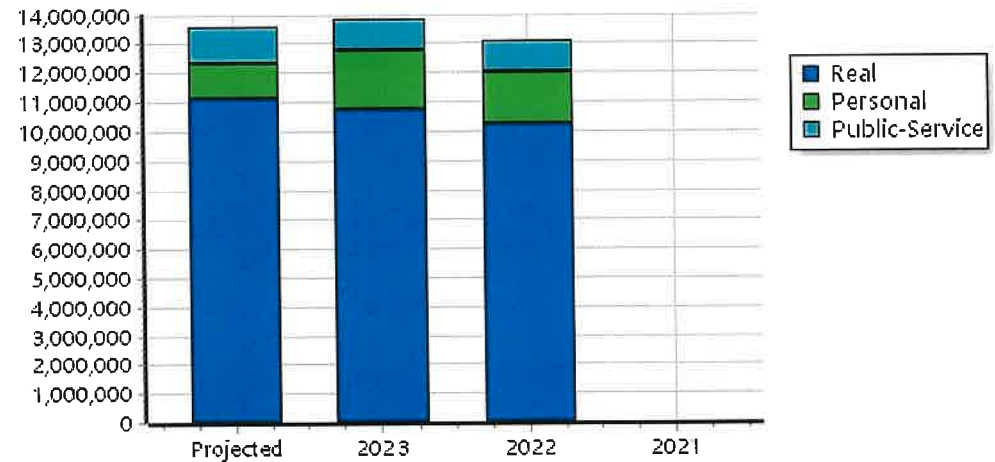
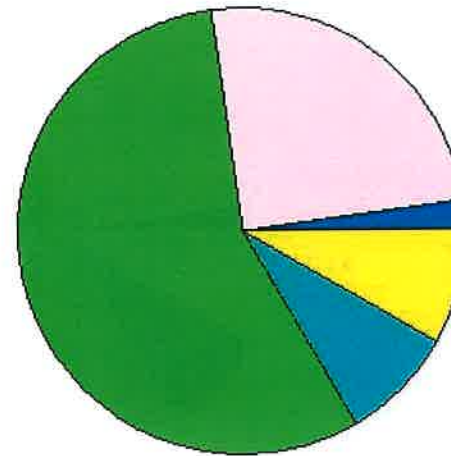
TIF Increment Value

Retained TIF Value

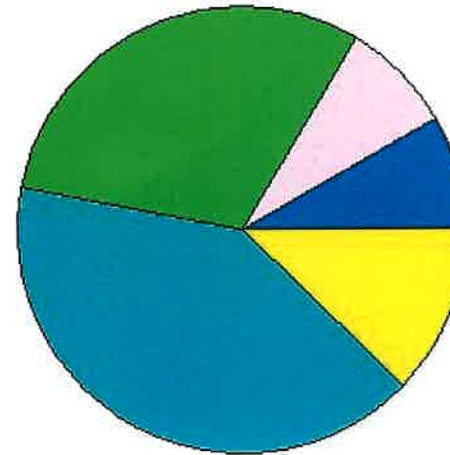
Net Assessed Value 13,599,744

Net Assessed Under Protest

* Public Service Protests Values are not included on this report.



Real	Count	Value
Agricultural	2,891	14,768,527
Commercial	719	13,581,721
Residential	9,551	50,947,652
Total Real Value	13,161	79,297,900
Homestead	2,543	2,712,662
Veteran	157	1,958,774
Other	0	0
Total Exempt	2,889	4,671,436



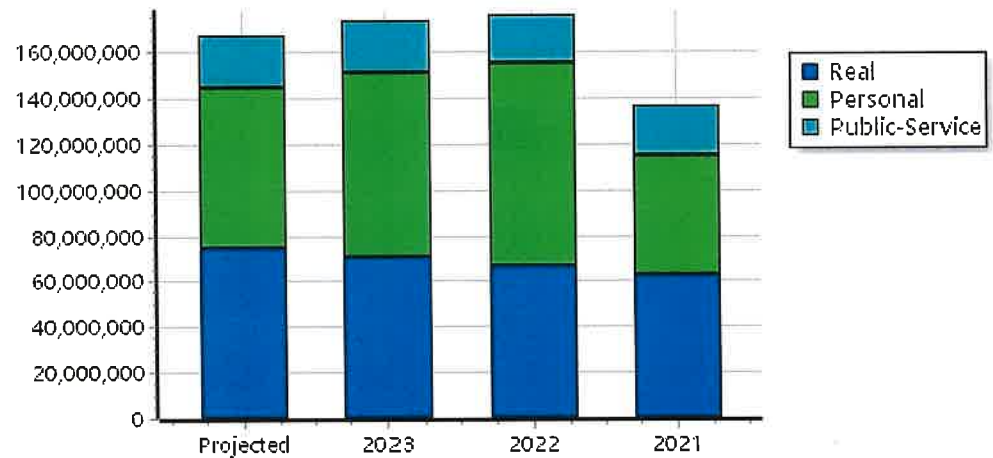
TIF Increment Value

Net Assessed 74,626,464

Net Assessed Under Protest

Senior Freeze	430	2,755,704
Capped Parcels	8,490	43,606,760

Personal	Count	Value
Agricultural	463	689,062
Commercial	581	70,581,472
Mobile Home	123	503,145
Total Personal	1,167	71,773,679
Total Exempt	69	1,301,558



TIF Increment Value

Net Assessed 70,472,121

Net Assessed Under Protest

Public Service	Count	Value
Total PS Value	95	22,385,776
TIF Increment Value		
Net Assessed		22,385,776

District Totals	
Total Gross Value	173,457,355
Homestead Loss	2,712,662
Other Exemption Loss	3,260,332
TIF Increment Value	
Retained TIF Value	
Net Assessed Value	167,484,361
Net Assessed Under Protest	

* Public Service Protests Values are not included on this report.

Real	Count	Value
Agricultural	2,891	14,768,527
Commercial	719	13,581,721
Residential	9,551	50,947,652
Total Real Value	13,161	79,297,900
Homestead	2,543	2,712,662
Veteran	157	1,958,774
Other	0	0
Total Exempt	2,889	4,671,436

TIF Increment Value

Net Assessed 74,626,464

Net Assessed Under Protest

Senior Freeze	430	2,755,704
Capped Parcels	8,490	43,606,760

Personal	Count	Value
Agricultural	463	689,062
Commercial	581	70,581,472
Mobile Home	123	503,145
Total Personal	1,167	71,773,679
Total Exempt	69	1,301,558

TIF Increment Value

Net Assessed 70,472,121

Net Assessed Under Protest

Public Service	Count	Value
Total PS Value	95	22,385,776

TIF Increment Value

Net Assessed 22,385,776

District Totals

Total Gross Value	173,457,355
Homestead Loss	2,712,662
Other Exemption Loss	3,260,332

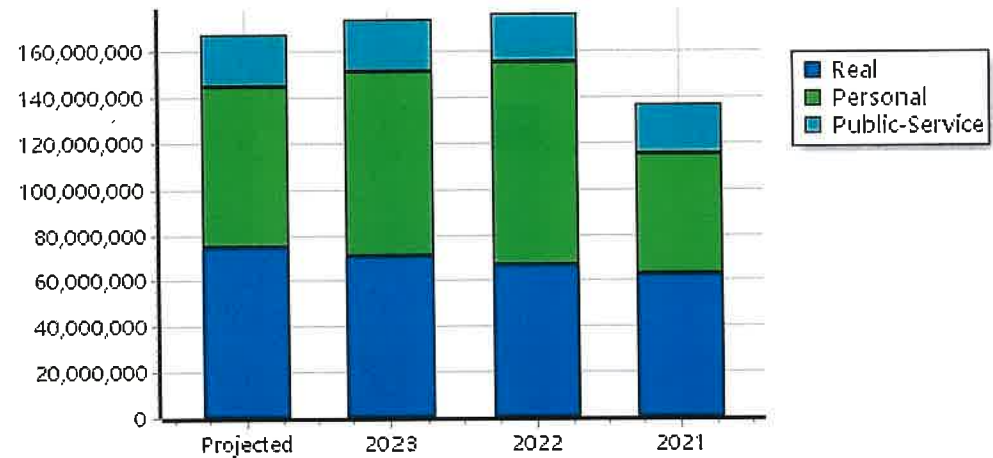
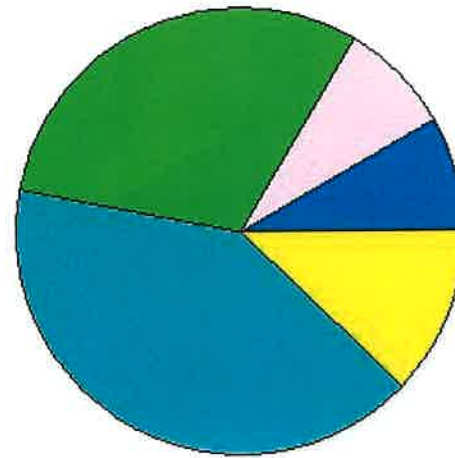
TIF Increment Value

Retained TIF Value

Net Assessed Value 167,484,361

Net Assessed Under Protest

* Public Service Protests Values are not included on this report.



Real	Count	Value
Agricultural	1,235	7,563,615
Commercial	365	8,126,113
Residential	5,189	31,189,686
Total Real Value	6,789	46,879,414
Homestead	1,502	1,610,529
Veteran	79	1,142,263
Other	0	0
Total Exempt	1,702	2,752,792

TIF Increment Value

Net Assessed 44,126,622

Net Assessed Under Protest

Senior Freeze	266	1,713,910
Capped Parcels	4,589	23,916,116

Personal	Count	Value
Agricultural	239	389,542
Commercial	293	24,368,655
Mobile Home	71	234,043
Total Personal	603	24,992,240
Total Exempt	39	1,156,741

TIF Increment Value

Net Assessed 23,835,499

Net Assessed Under Protest

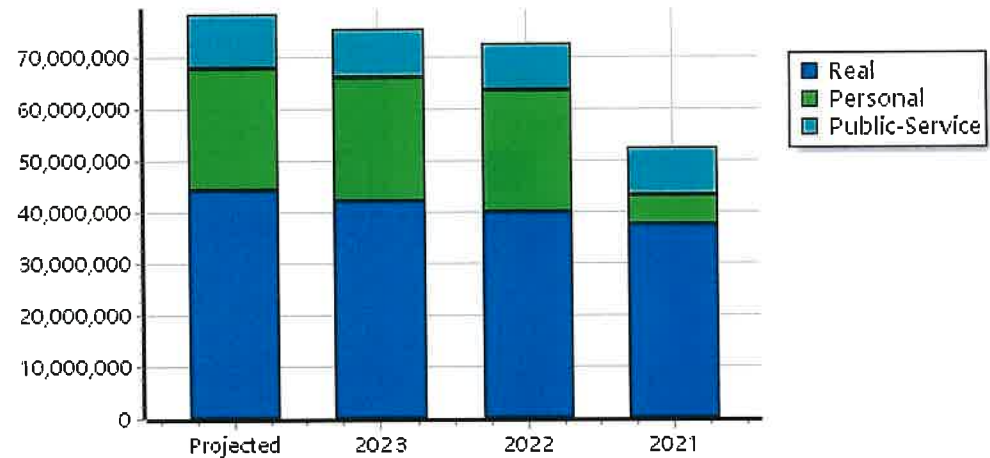
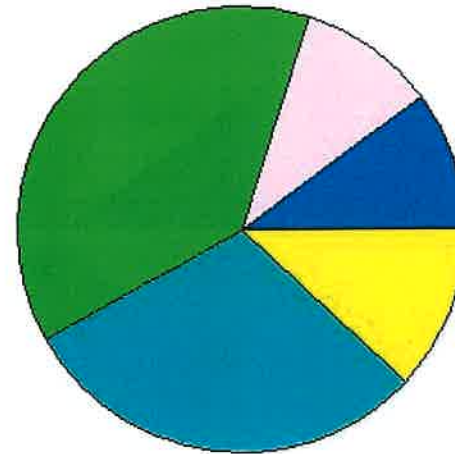
Public Service	Count	Value
Total PS Value	32	10,186,995
TIF Increment Value		
Net Assessed		10,186,995

District Totals

Total Gross Value	82,058,649
Homestead Loss	1,610,529
Other Exemption Loss	2,299,004
TIF Increment Value	
Retained TIF Value	
Net Assessed Value	78,149,116

Net Assessed Under Protest

* Public Service Protests Values are not included on this report.



Real	Count	Value
Agricultural	1,051	4,004,231
Commercial	338	5,302,571
Residential	3,988	17,920,152
Total Real Value	5,377	27,226,954
Homestead	844	897,346
Veteran	68	668,120
Other	0	0
Total Exempt	970	1,565,466

TIF Increment Value

Net Assessed 25,661,488

Net Assessed Under Protest

Senior Freeze	142	899,499
Capped Parcels	3,344	17,006,725

Personal	Count	Value
Agricultural	136	178,049
Commercial	266	42,587,909
Mobile Home	44	224,948
Total Personal	446	42,990,906
Total Exempt	19	142,829

TIF Increment Value

Net Assessed 42,848,077

Net Assessed Under Protest

Public Service	Count	Value
Total PS Value	36	8,729,762

TIF Increment Value

Net Assessed 8,729,762

District Totals

Total Gross Value	78,947,622
Homestead Loss	897,346
Other Exemption Loss	810,949

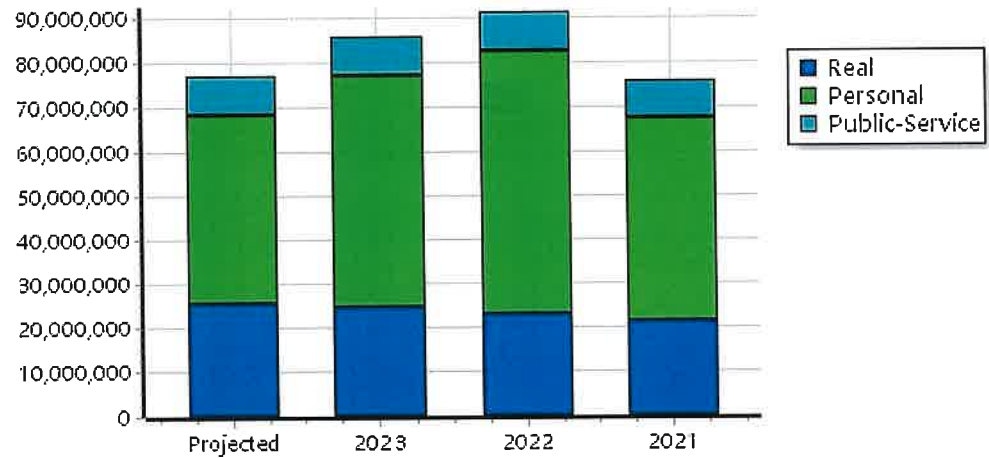
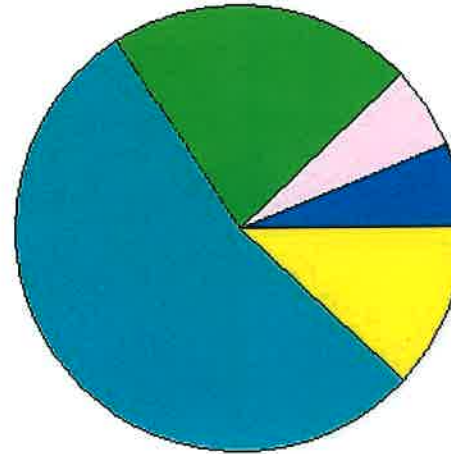
TIF Increment Value

Retained TIF Value

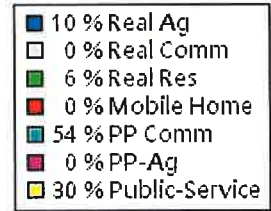
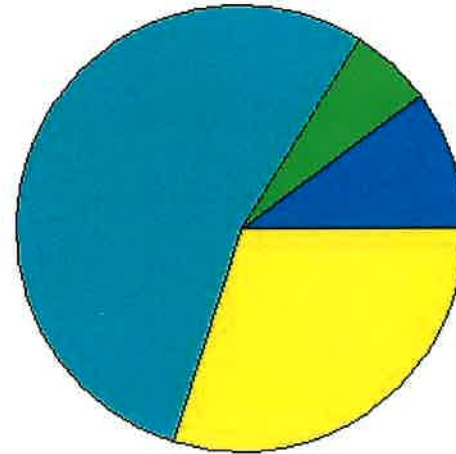
Net Assessed Value 77,239,327

Net Assessed Under Protest

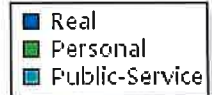
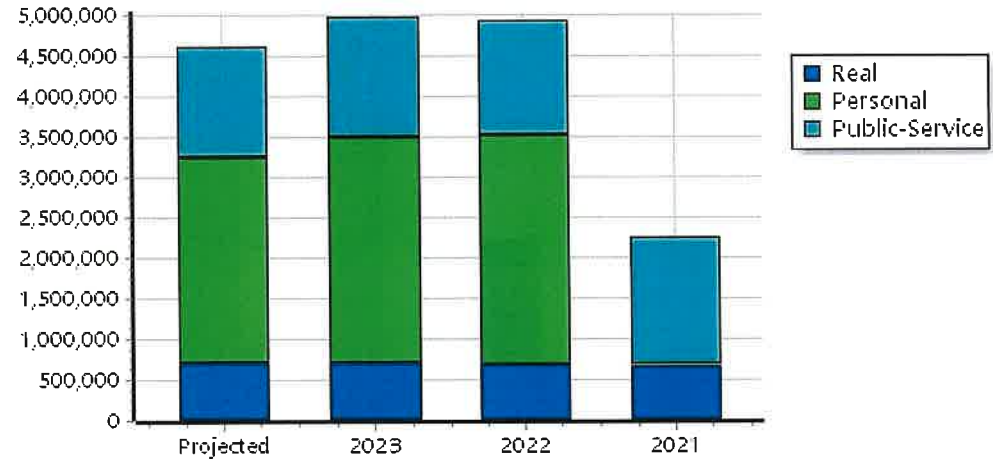
* Public Service Protests Values are not included on this report.



Real	Count	Value
Agricultural	99	484,880
Commercial	3	4,129
Residential	168	254,045
Total Real Value	270	743,054
Homestead	29	30,356
Veteran	0	0
Other	0	0
Total Exempt	31	30,356
TIF Increment Value		
Net Assessed		712,698
Net Assessed Under Protest		
Senior Freeze	2	6,739
Capped Parcels	183	456,547



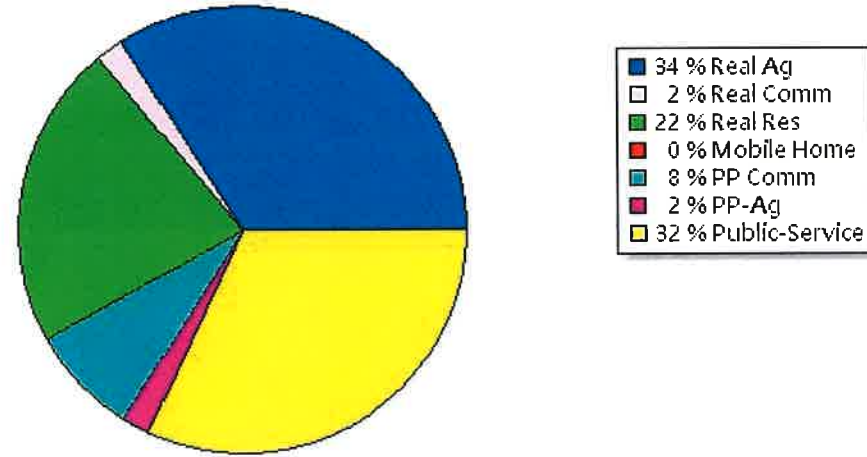
Personal	Count	Value
Agricultural	12	20,772
Commercial	3	2,508,116
Mobile Home	0	0
Total Personal	15	2,528,888
Total Exempt	0	0
TIF Increment Value		
Net Assessed		2,528,888
Net Assessed Under Protest		
Public Service		
Total PS Value	7	1,363,680
TIF Increment Value		
Net Assessed		1,363,680



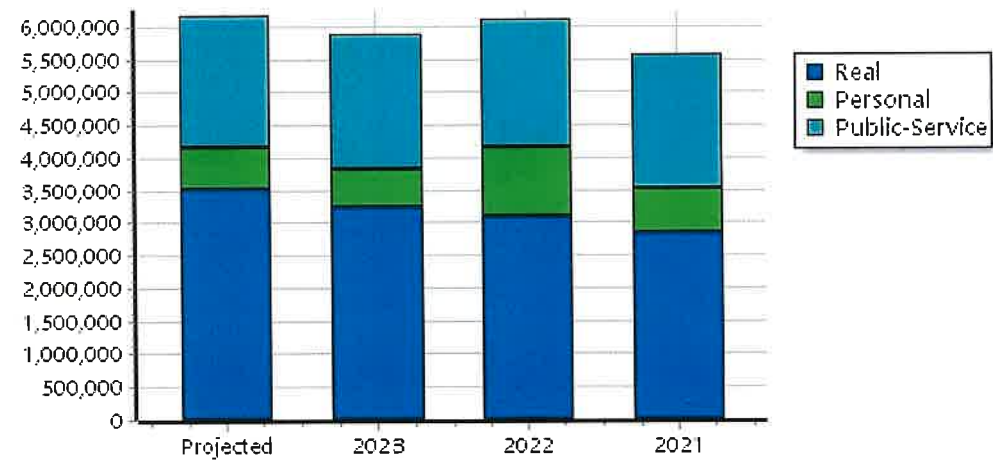
District Totals	
Total Gross Value	4,635,622
Homestead Loss	30,356
Other Exemption Loss	0
TIF Increment Value	
Retained TIF Value	
Net Assessed Value	4,605,266
Net Assessed Under Protest	

* Public Service Protests Values are not included on this report.

Real	Count	Value
Agricultural	390	2,211,692
Commercial	12	148,761
Residential	182	1,421,127
Total Real Value	584	3,781,580
Homestead	143	148,431
Veteran	9	123,625
Other	0	0
Total Exempt	159	272,056
TIF Increment Value		
Net Assessed		3,509,524
Net Assessed Under Protest		
Senior Freeze	18	107,010
Capped Parcels	326	1,903,269




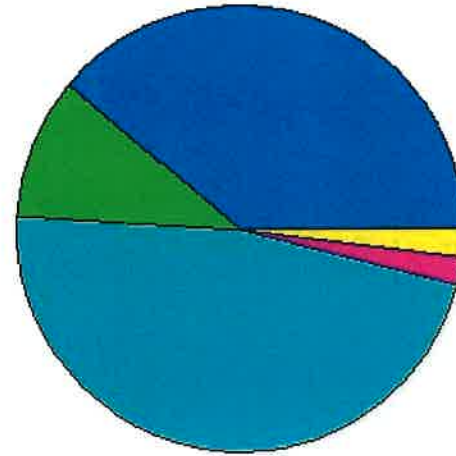
Personal	Count	Value
Agricultural	60	78,665
Commercial	13	545,198
Mobile Home	6	36,945
Total Personal	79	660,808
Total Exempt	10	1,788
TIF Increment Value		
Net Assessed		659,020
Net Assessed Under Protest		
Public Service	Count	Value
Total PS Value	11	1,997,393
TIF Increment Value		
Net Assessed		1,997,393



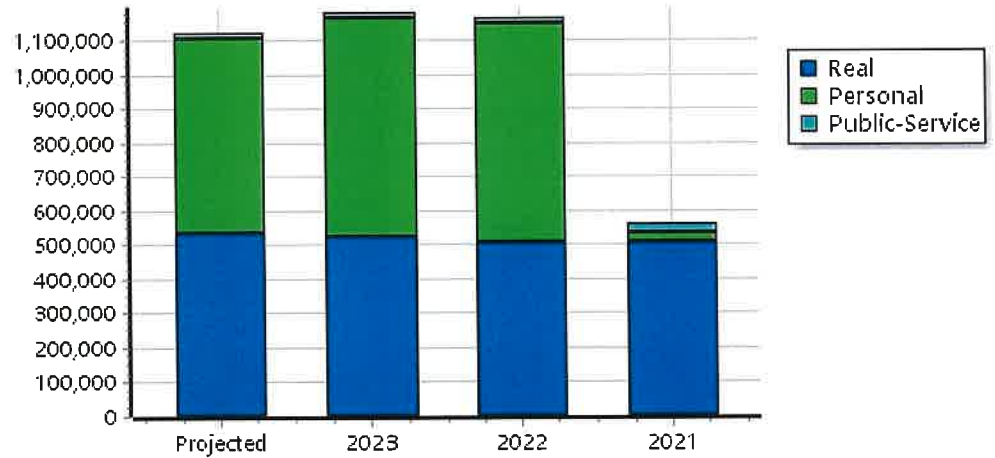
District Totals	
Total Gross Value	6,439,781
Homestead Loss	148,431
Other Exemption Loss	125,413
TIF Increment Value	
Retained TIF Value	
Net Assessed Value	6,165,937
Net Assessed Under Protest	

* Public Service Protests Values are not included on this report.

Real	Count	Value
Agricultural	99	454,945
Commercial	1	147
Residential	17	126,606
Total Real Value	117	581,698
Homestead	22	23,000
Veteran	1	24,766
Other	0	0
Total Exempt	24	47,766
TIF Increment Value		
Net Assessed		533,932
Net Assessed Under Protest		
Senior Freeze	2	28,546
Capped Parcels	41	291,106



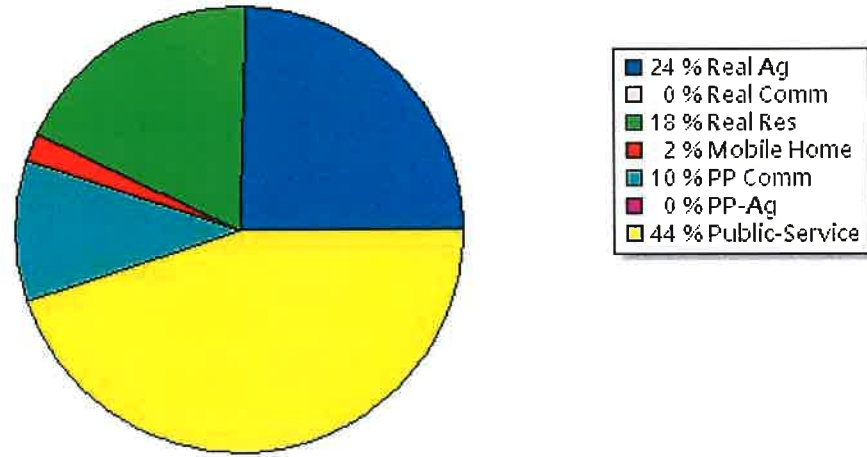
Personal	Count	Value
Agricultural	15	21,878
Commercial	4	550,528
Mobile Home	1	2,458
Total Personal	20	574,864
Total Exempt	1	200
TIF Increment Value		
Net Assessed		574,664
Net Assessed Under Protest		
Public Service	Count	Value
Total PS Value	4	17,350
TIF Increment Value		
Net Assessed		17,350



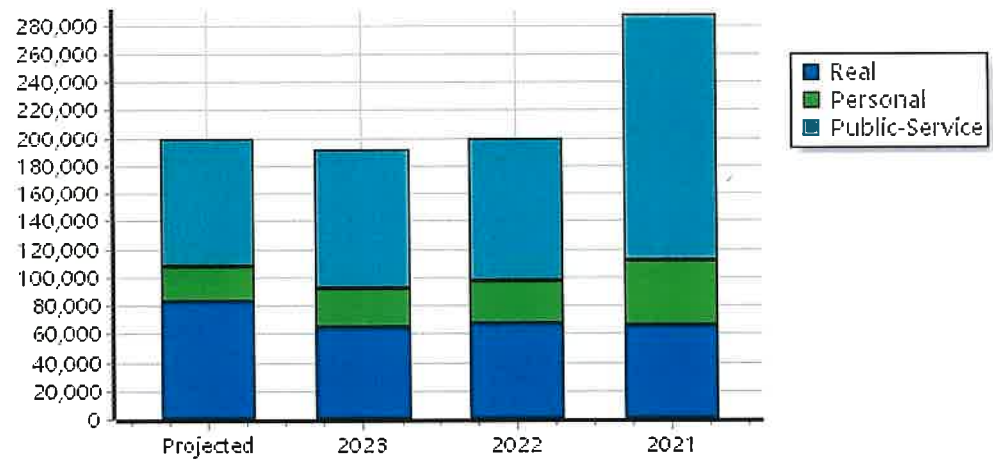
District Totals	
Total Gross Value	1,173,912
Homestead Loss	23,000
Other Exemption Loss	24,966
TIF Increment Value	
Retained TIF Value	
Net Assessed Value	1,125,946
Net Assessed Under Protest	

* Public Service Protests Values are not included on this report.

Real	Count	Value
Agricultural	17	49,164
Commercial	0	0
Residential	7	36,036
Total Real Value	24	85,200
Homestead	3	3,000
Veteran	0	0
Other	0	0
Total Exempt	3	3,000
TIF Increment Value		
Net Assessed		82,200
Net Assessed Under Protest		
Senior Freeze	0	0
Capped Parcels	7	32,997



Personal	Count	Value
Agricultural	1	156
Commercial	2	21,066
Mobile Home	1	4,751
Total Personal	4	25,973
Total Exempt	0	0
TIF Increment Value		
Net Assessed		25,973
Net Assessed Under Protest		

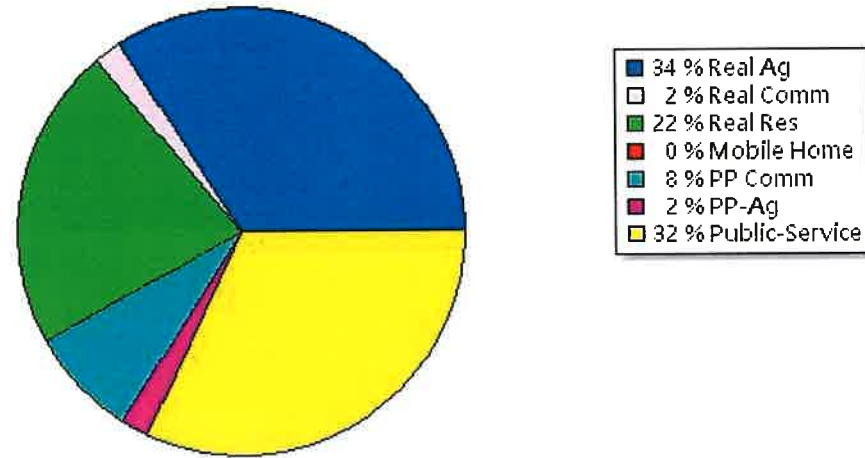


Public Service	Count	Value
Total PS Value	5	90,596
TIF Increment Value		
Net Assessed		90,596

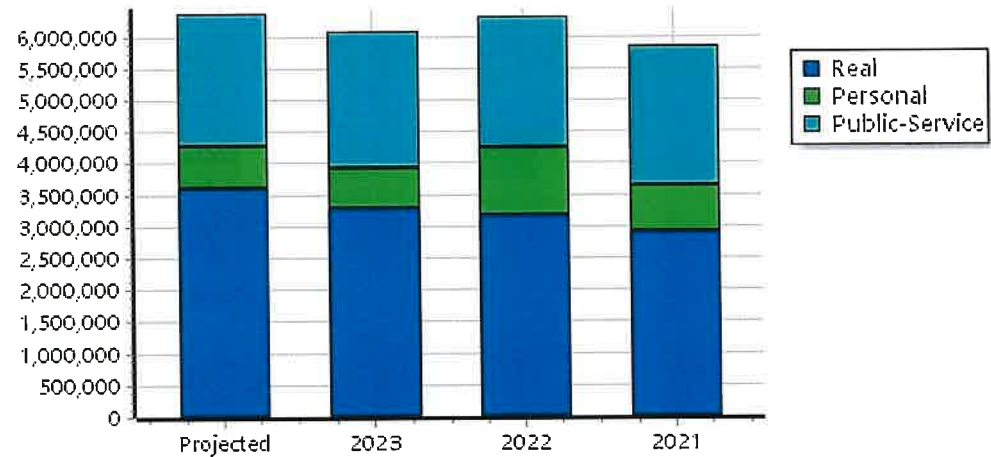
District Totals	
Total Gross Value	201,769
Homestead Loss	3,000
Other Exemption Loss	0
TIF Increment Value	
Retained TIF Value	
Net Assessed Value	198,769
Net Assessed Under Protest	

* Public Service Protests Values are not included on this report.

Real	Count	Value
Agricultural	407	2,260,856
Commercial	12	148,761
Residential	189	1,457,163
Total Real Value	608	3,866,780
Homestead	146	151,431
Veteran	9	123,625
Other	0	0
Total Exempt	162	275,056
TIF Increment Value		
Net Assessed		3,591,724
Net Assessed Under Protest		
Senior Freeze	18	107,010
Capped Parcels	333	1,936,266



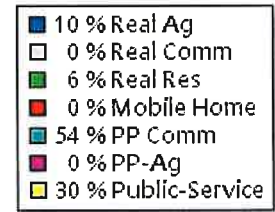
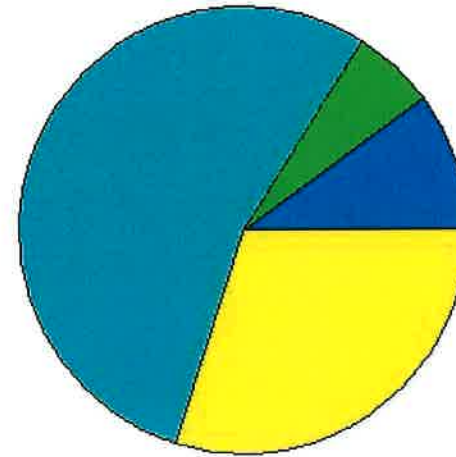
Personal	Count	Value
Agricultural	61	78,821
Commercial	15	566,264
Mobile Home	7	41,696
Total Personal	83	686,781
Total Exempt	10	1,788
TIF Increment Value		
Net Assessed		684,993
Net Assessed Under Protest		
Public Service	Count	Value
Total PS Value	16	2,087,989
TIF Increment Value		
Net Assessed		2,087,989



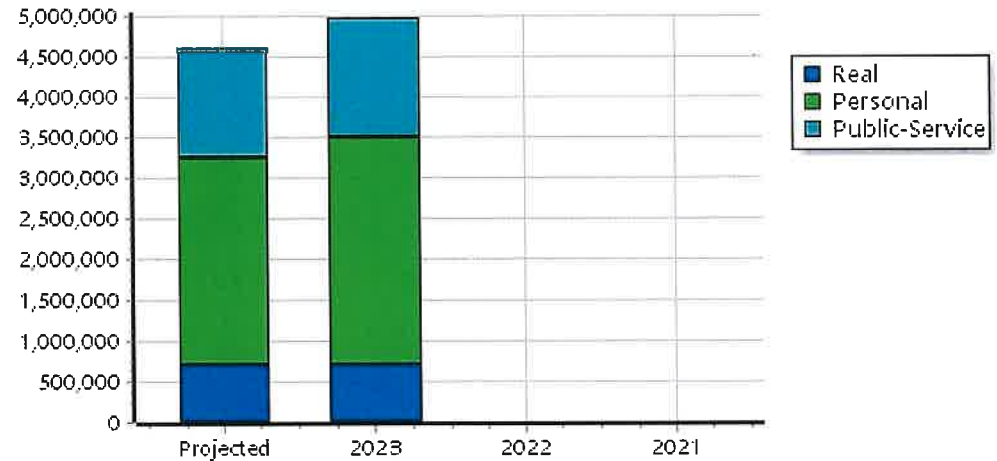
District Totals	
Total Gross Value	6,641,550
Homestead Loss	151,431
Other Exemption Loss	125,413
TIF Increment Value	
Retained TIF Value	
Net Assessed Value	6,364,706
Net Assessed Under Protest	

* Public Service Protests Values are not included on this report.

Real	Count	Value
Agricultural	99	484,880
Commercial	3	4,129
Residential	168	254,045
Total Real Value	270	743,054
Homestead	29	30,356
Veteran	0	0
Other	0	0
Total Exempt	31	30,356
TIF Increment Value		
Net Assessed		712,698
Net Assessed Under Protest		
Senior Freeze	2	6,739
Capped Parcels	183	456,547



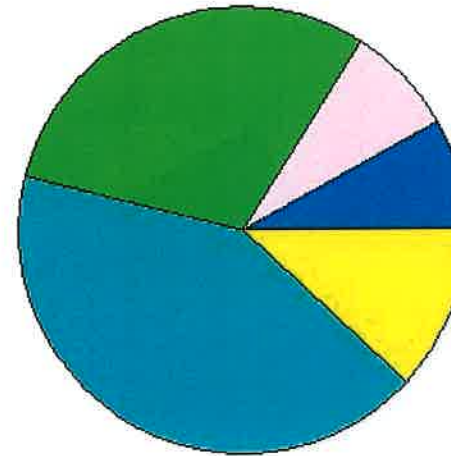
Personal	Count	Value
Agricultural	12	20,772
Commercial	3	2,508,116
Mobile Home	0	0
Total Personal	15	2,528,888
Total Exempt	0	0
TIF Increment Value		
Net Assessed		2,528,888
Net Assessed Under Protest		
Public Service	Count	Value
Total PS Value	7	1,363,680
TIF Increment Value		
Net Assessed		1,363,680



District Totals	
Total Gross Value	4,635,622
Homestead Loss	30,356
Other Exemption Loss	0
TIF Increment Value	
Retained TIF Value	
Net Assessed Value	4,605,266
Net Assessed Under Protest	

* Public Service Protests Values are not included on this report.

Real	Count	Value
Agricultural	2,286	11,567,846
Commercial	703	13,428,684
Residential	9,177	49,109,838
Total Real Value	12,166	74,106,368
Homestead	2,346	2,507,875
Veteran	147	1,810,383
Other	0	0
Total Exempt	2,672	4,318,258



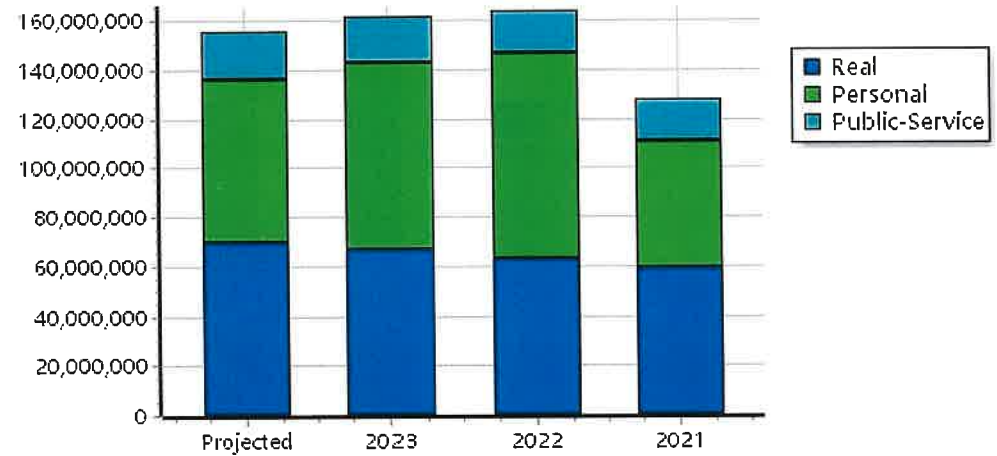
TIF Increment Value

Net Assessed 69,788,110

Net Assessed Under Protest

Senior Freeze	408	2,613,409
Capped Parcels	7,933	40,922,841

Personal	Count	Value
Agricultural	375	567,591
Commercial	559	66,956,564
Mobile Home	115	458,991
Total Personal	1,049	67,983,146
Total Exempt	58	1,299,570



TIF Increment Value

Net Assessed 66,683,576

Net Assessed Under Protest

Public Service	Count	Value
Total PS Value	68	18,916,757
TIF Increment Value		
Net Assessed		18,916,757

District Totals	
Total Gross Value	161,006,271
Homestead Loss	2,507,875
Other Exemption Loss	3,109,953
TIF Increment Value	
Retained TIF Value	
Net Assessed Value	155,388,443
Net Assessed Under Protest	

* Public Service Protests Values are not included on this report.