

2023 MURRAY COUNTY ASSESSOR'S OFFICE REPORT TO THE EXCISE BOARD

07/28/2023

City/Village								
DISTRICT	DESCRIPTION	PERSONAL PROPERTY	REAL PROPERTY	PUBLIC SERVICE	TOTAL VALUATION	HOMESTEAD EXEMPTIONS	OTHER EXEMPTIONS	NET VALUATION
T01	SULPHUR	1,974,492	20,134,953	6,362,159	28,471,604	812,413	483,650	27,175,541
T02	DAVIS	1,990,725	11,411,570	1,089,540	14,491,835	407,276	226,377	13,858,182
CITY/VILLAGE TOTAL VALUATION		3,965,217	31,546,523	7,451,699	42,963,439	1,219,689	710,027	41,033,723

County								
DISTRICT	DESCRIPTION	PERSONAL PROPERTY	REAL PROPERTY	PUBLIC SERVICE	TOTAL VALUATION	HOMESTEAD EXEMPTIONS	OTHER EXEMPTIONS	NET VALUATION
C001	Murray County General	85,093,219	75,629,583	22,012,004	182,734,806	2,724,268	1,806,290	178,204,248
COUNTY TOTAL VALUATION		85,093,219	75,629,583	22,012,004	182,734,806	2,724,268	1,806,290	178,204,248

Other								
DISTRICT	DESCRIPTION	PERSONAL PROPERTY	REAL PROPERTY	PUBLIC SERVICE	TOTAL VALUATION	HOMESTEAD EXEMPTIONS	OTHER EXEMPTIONS	NET VALUATION
EMS	EMS	85,093,219	75,629,583	22,012,004	182,734,806	2,724,268	1,806,290	178,204,248
OTHER TOTAL VALUATION		85,093,219	75,629,583	22,012,004	182,734,806	2,724,268	1,806,290	178,204,248

School								
DISTRICT	DESCRIPTION	PERSONAL PROPERTY	REAL PROPERTY	PUBLIC SERVICE	TOTAL VALUATION	HOMESTEAD EXEMPTIONS	OTHER EXEMPTIONS	NET VALUATION
# 1 SUPL	1 SULPHUR	23,991,115	44,683,184	9,459,964	78,134,263	1,624,156	1,103,917	75,406,190
#10 DAVI	10 DAVIS	57,010,388	26,125,098	8,917,570	92,053,056	899,979	585,878	90,567,199
JI-37 RO	JI-37 ROFF	2,813,550	724,616	1,468,795	5,006,961	31,317	0	4,975,644
JI-38 WY	JI-38 WYNNEWOOD	607,895	3,460,466	2,048,322	6,116,683	143,816	92,449	5,880,418
JT-2 MIL	JT-2 MILL CREEK	642,617	568,930	17,355	1,228,902	22,000	24,046	1,182,856
JT-72 EL	JT-72 ELMORE C.	27,654	67,289	99,998	194,941	3,000	0	191,941
SCHOOL TOTAL VALUATION		85,093,219	75,629,583	22,012,004	182,734,806	2,724,268	1,806,290	178,204,248

Vo-Tech								
DISTRICT	DESCRIPTION	PERSONAL PROPERTY	REAL PROPERTY	PUBLIC SERVICE	TOTAL VALUATION	HOMESTEAD EXEMPTIONS	OTHER EXEMPTIONS	NET VALUATION
MID AMER	VoTech MID AMER#8	635,549	3,527,755	2,148,320	6,311,624	146,816	92,449	6,072,359
PONTOTOC	VoTech PONTOTOC#14	2,813,550	724,616	1,468,795	5,006,961	31,317	0	4,975,644
SOTC	VoTech SOTC#20	81,001,503	70,808,282	18,377,534	170,187,319	2,524,135	1,689,795	165,973,389

2023 MURRAY COUNTY ASSESSOR'S OFFICE REPORT TO THE EXCISE BOARD

07/28/2023

VO-TECH TOTAL VALUATION	84,450,602	75,060,653	21,994,649	181,505,904	2,702,268	1,782,244	177,021,392
-------------------------	------------	------------	------------	-------------	-----------	-----------	-------------

I, Scott Kirby, Assessor of Murray County Oklahoma, do hereby certify that the foregoing is a true and correct statement of valuations for Real Estate, Personal Property, Public Service and Homestead Exemptions as certified by the State Board of Equalization and shown by the records in the County Assessor's office. Subscribed by my name and affixed the seal of the County Assessor's office on this day of 07/28/2023.

State of Oklahoma)
 Murray County) SS

Scott Kirby

7-28-2023
Date

Scott Kirby
County Assessor
Murray County



I, Jill Hall, County Clerk of Murray County Oklahoma, do hereby certify that the above is a true, correct and complete list of the valuations of Murray County Oklahoma as certified by the Murray County Assessor's office.

Jill Hall

Jill Hall
County Clerk
Murray County

Seal

Excise Board:

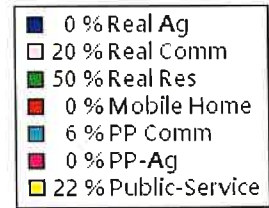
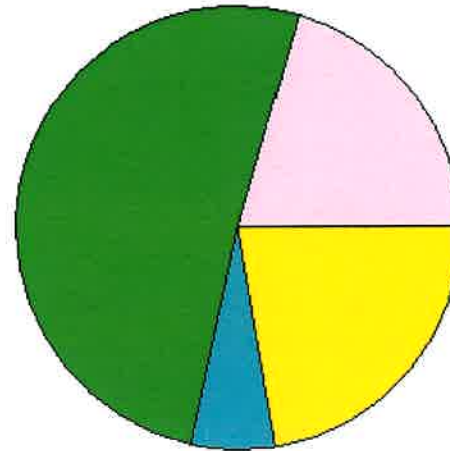
Janis Warren

Clay J. Bates

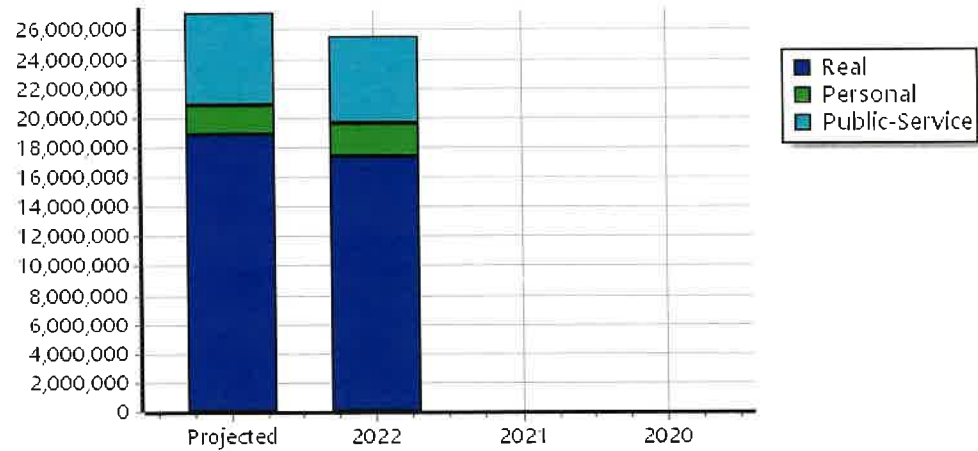
May Ann Peters



Real	Count	Value
Agricultural	22	124,086
Commercial	317	5,545,972
Residential	2,731	14,464,895
Total Real Value	3,070	20,134,953
Homestead	737	812,413
Veteran	35	483,650
Other	0	0
Total Exempt	855	1,296,063
TIF Increment Value		
Net Assessed		18,838,890
Net Assessed Under Protest		
Senior Freeze	152	697,984
Capped Parcels	2,479	8,384,686



Personal	Count	Value
Agricultural	8	8,787
Commercial	256	1,930,726
Mobile Home	21	36,521
Total Personal	285	1,976,034
Total Exempt	2	1,542
TIF Increment Value		
Net Assessed		1,974,492
Net Assessed Under Protest		
Public Service	Count	Value
Total PS Value	15	6,362,159
TIF Increment Value		
Net Assessed		6,362,159



District Totals	
Total Gross Value	28,473,146
Homestead Loss	812,413
Other Exemption Loss	485,192
TIF Increment Value	
Retained TIF Value	
Net Assessed Value	27,175,541
Net Assessed Under Protest	

* Public Service Protests Values are not included on this report.

Real	Count	Value
Agricultural	17	378,072
Commercial	221	3,410,472
Residential	1,335	7,623,026
Total Real Value	1,573	11,411,570
Homestead	383	407,276
Veteran	29	226,377
Other	0	0
Total Exempt	439	633,653

TIF Increment Value

Net Assessed 10,777,917

Net Assessed Under Protest

Senior Freeze	71	381,711
Capped Parcels	975	4,201,681

Personal	Count	Value
Agricultural	5	10,679
Commercial	150	2,688,596
Mobile Home	15	45,299
Total Personal	170	2,744,574
Total Exempt	2	753,849

TIF Increment Value

Net Assessed 1,990,725

Net Assessed Under Protest

Public Service	Count	Value
Total PS Value	11	1,089,540

TIF Increment Value

Net Assessed 1,089,540

District Totals

Total Gross Value	15,245,684
Homestead Loss	407,276
Other Exemption Loss	980,226

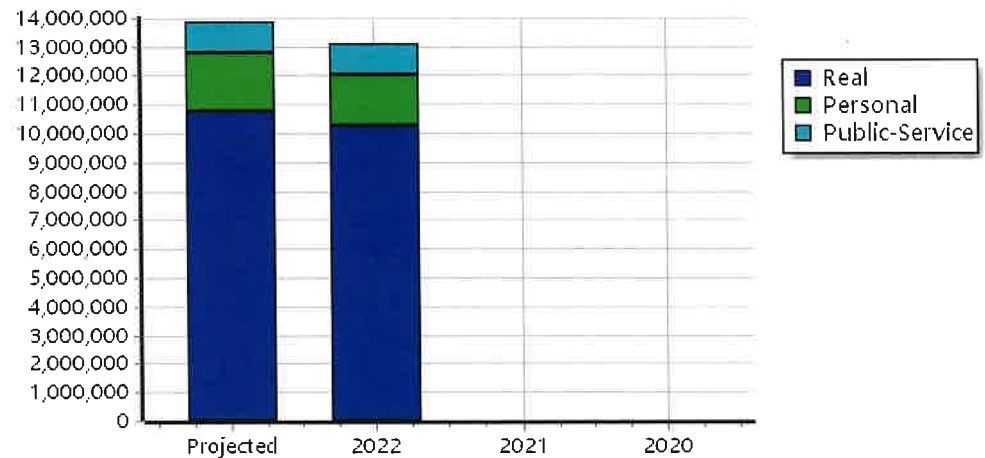
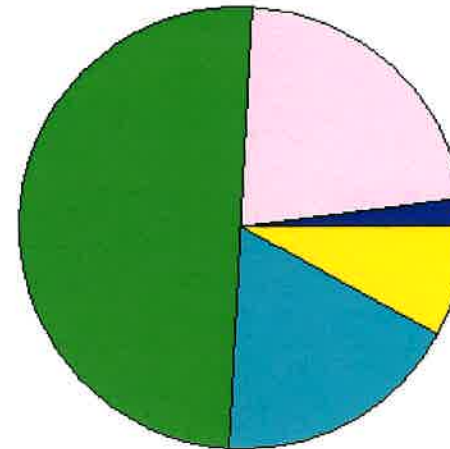
TIF Increment Value

Retained TIF Value

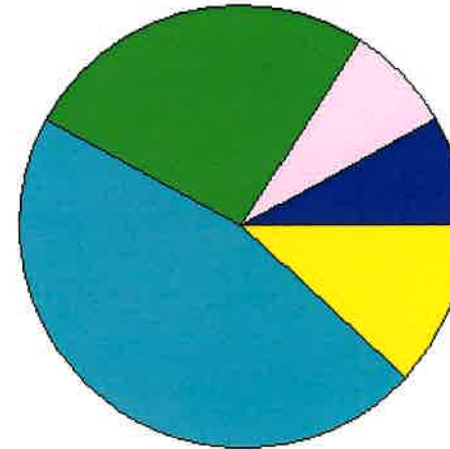
Net Assessed Value 13,858,182

Net Assessed Under Protest

* Public Service Protests Values are not included on this report.



Real	Count	Value
Agricultural	2,847	14,090,255
Commercial	717	13,165,006
Residential	9,561	48,374,322
Total Real Value	13,125	75,629,583
Homestead	2,556	2,724,268
Veteran	152	1,806,290
Other	0	0
Total Exempt	2,892	4,530,558



TIF Increment Value

Net Assessed 71,099,025

Net Assessed Under Protest

Senior Freeze	430	2,349,402
Capped Parcels	8,041	37,219,073

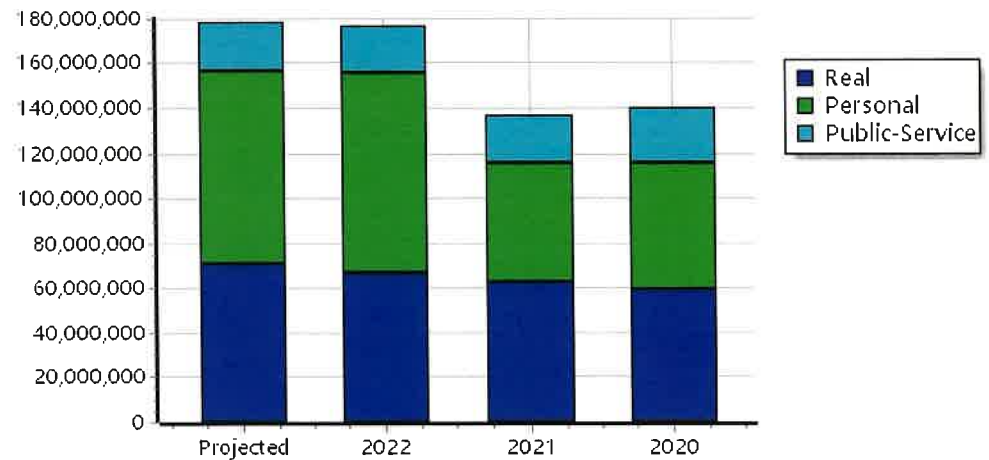
Personal	Count	Value
Agricultural	478	744,735
Commercial	611	85,017,356
Mobile Home	127	469,391
Total Personal	1,216	86,231,482
Total Exempt	74	1,138,263

TIF Increment Value

Net Assessed 85,093,219

Net Assessed Under Protest

Public Service	Count	Value
Total PS Value	92	22,012,004
TIF Increment Value		
Net Assessed		22,012,004



District Totals	
Total Gross Value	183,873,069
Homestead Loss	2,724,268
Other Exemption Loss	2,944,553
TIF Increment Value	
Retained TIF Value	
Net Assessed Value	178,204,248

Net Assessed Under Protest

* Public Service Protests Values are not included on this report.

Real	Count	Value
Agricultural	2,847	14,090,255
Commercial	717	13,165,006
Residential	9,561	48,374,322
Total Real Value	13,125	75,629,583
Homestead	2,556	2,724,268
Veteran	152	1,806,290
Other	0	0
Total Exempt	2,892	4,530,558

TIF Increment Value

Net Assessed 71,099,025

Net Assessed Under Protest

Senior Freeze	430	2,349,402
Capped Parcels	8,041	37,219,073

Personal	Count	Value
Agricultural	478	744,735
Commercial	611	85,017,356
Mobile Home	127	469,391
Total Personal	1,216	86,231,482
Total Exempt	74	1,138,263

TIF Increment Value

Net Assessed 85,093,219

Net Assessed Under Protest

Public Service	Count	Value
Total PS Value	92	22,012,004

TIF Increment Value

Net Assessed 22,012,004

District Totals

Total Gross Value	183,873,069
Homestead Loss	2,724,268
Other Exemption Loss	2,944,553

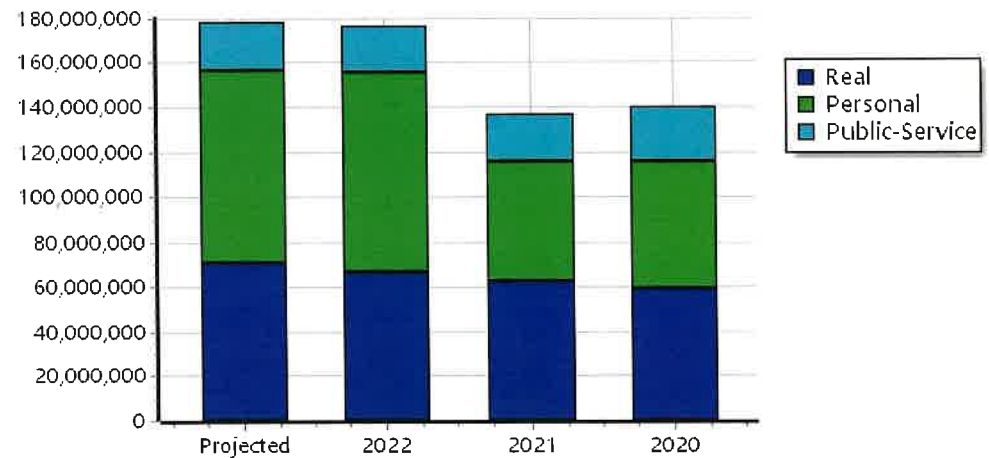
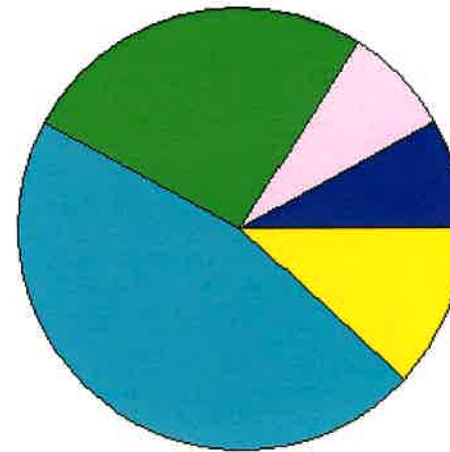
TIF Increment Value

Retained TIF Value

Net Assessed Value 178,204,248

Net Assessed Under Protest

* Public Service Protests Values are not included on this report.



Real	Count	Value
Agricultural	1,221	7,241,806
Commercial	370	7,943,153
Residential	5,190	29,498,225
Total Real Value	6,781	44,683,184
Homestead	1,511	1,624,156
Veteran	78	1,103,917
Other	0	0
Total Exempt	1,710	2,728,073

TIF Increment Value

Net Assessed 41,955,111

Net Assessed Under Protest

Senior Freeze	268	1,446,215
Capped Parcels	4,569	20,490,520

Personal	Count	Value
Agricultural	250	426,967
Commercial	335	23,727,743
Mobile Home	72	208,275
Total Personal	657	24,362,985
Total Exempt	43	371,870

TIF Increment Value

Net Assessed 23,991,115

Net Assessed Under Protest

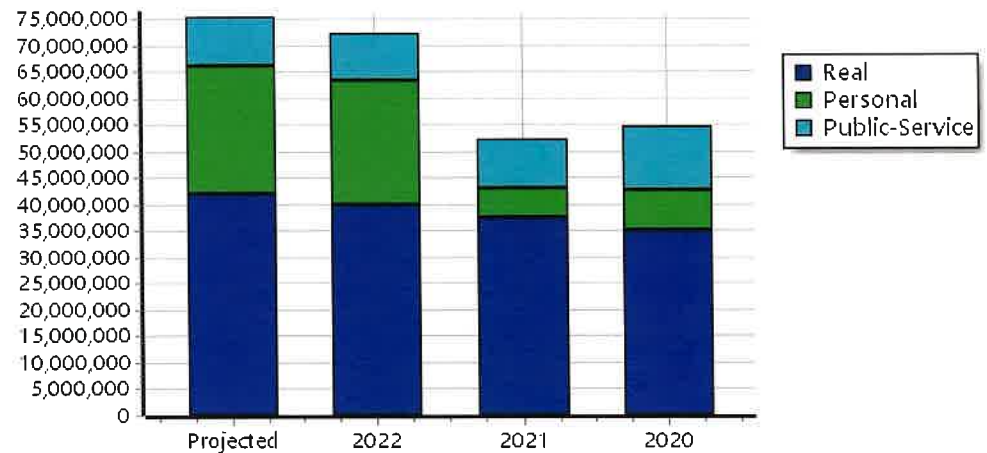
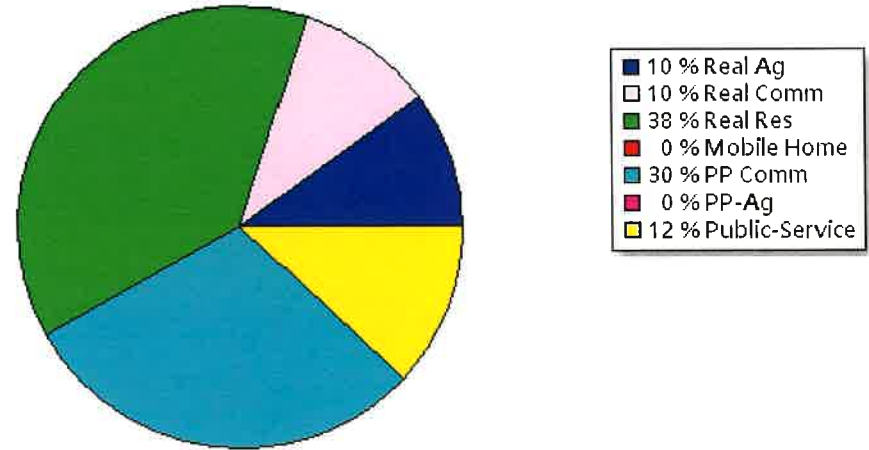
Public Service	Count	Value
Total PS Value	31	9,459,964
TIF Increment Value		
Net Assessed		9,459,964

District Totals

Total Gross Value	78,506,133
Homestead Loss	1,624,156
Other Exemption Loss	1,475,787
TIF Increment Value	
Retained TIF Value	
Net Assessed Value	75,406,190

Net Assessed Under Protest

* Public Service Protests Values are not included on this report.



Real	Count	Value
Agricultural	1,035	3,788,619
Commercial	331	5,056,538
Residential	3,997	17,279,941
Total Real Value	5,363	26,125,098
Homestead	850	899,979
Veteran	66	585,878
Other	0	0
Total Exempt	972	1,485,857

TIF Increment Value

Net Assessed 24,639,241

Net Assessed Under Protest

Senior Freeze	142	807,251
Capped Parcels	3,027	14,905,024

Personal	Count	Value
Agricultural	137	190,015
Commercial	251	57,361,766
Mobile Home	47	222,797
Total Personal	435	57,774,578
Total Exempt	19	764,190

TIF Increment Value

Net Assessed 57,010,388

Net Assessed Under Protest

Public Service	Count	Value
Total PS Value	35	8,917,570

TIF Increment Value

Net Assessed 8,917,570

District Totals

Total Gross Value	92,817,246
Homestead Loss	899,979
Other Exemption Loss	1,350,068

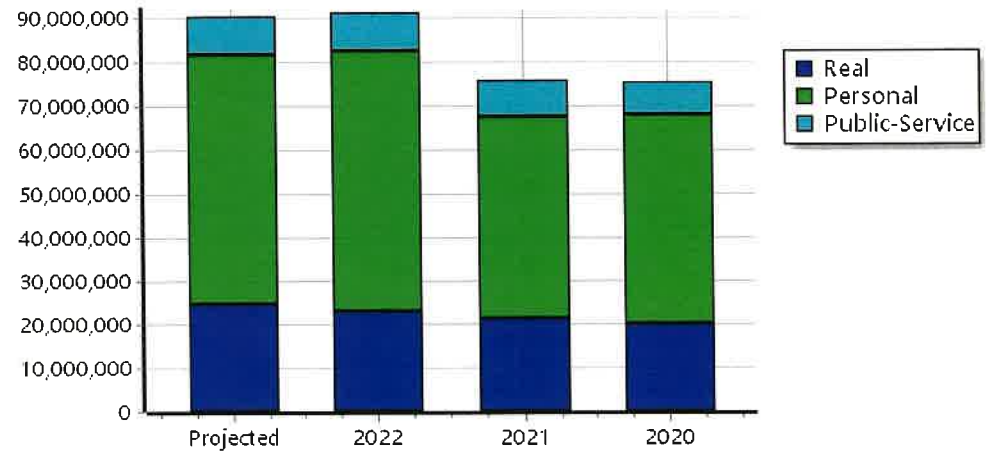
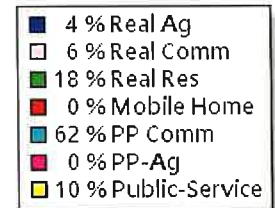
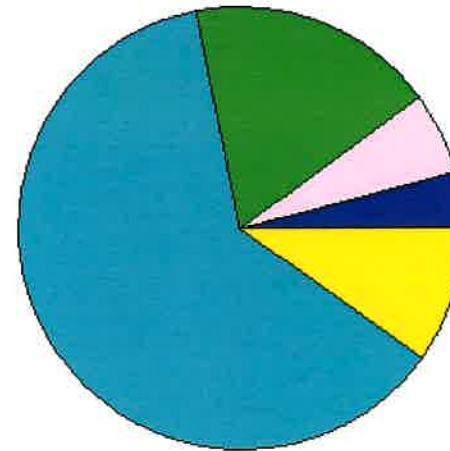
TIF Increment Value

Retained TIF Value

Net Assessed Value 90,567,199

Net Assessed Under Protest

* Public Service Protests Values are not included on this report.



Real	Count	Value
Agricultural	98	473,813
Commercial	3	4,045
Residential	169	246,758
Total Real Value	270	724,616
Homestead	30	31,317
Veteran	0	0
Other	0	0
Total Exempt	32	31,317

TIF Increment Value

Net Assessed 693,299

Net Assessed Under Protest

Senior Freeze	2	4,925
Capped Parcels	182	407,525

Personal	Count	Value
Agricultural	15	23,597
Commercial	3	2,790,153
Mobile Home	0	0
Total Personal	18	2,813,750
Total Exempt	1	200

TIF Increment Value

Net Assessed 2,813,550

Net Assessed Under Protest

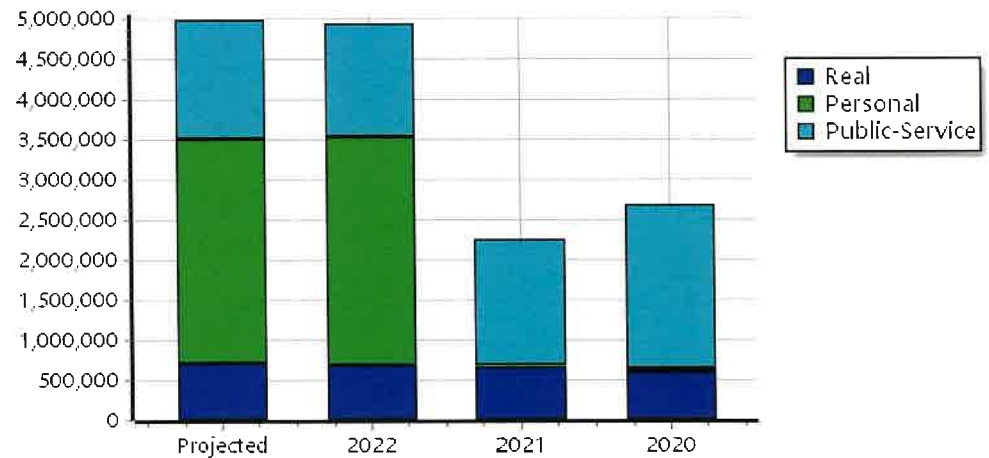
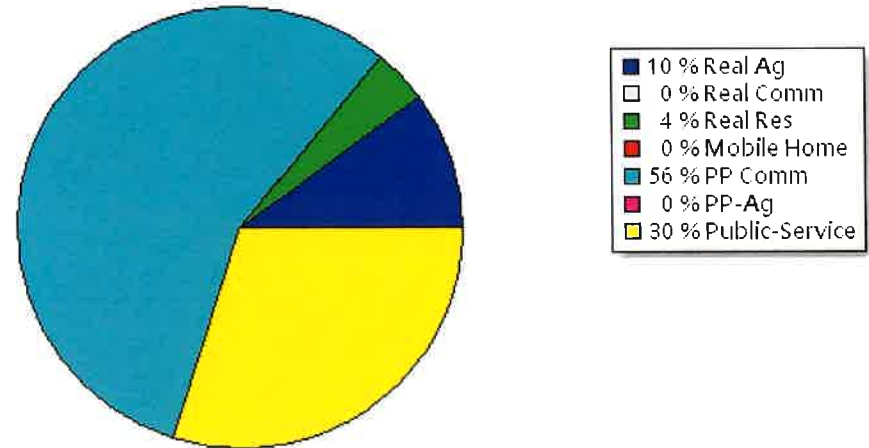
Public Service	Count	Value
Total PS Value	7	1,468,795
TIF Increment Value		
Net Assessed		1,468,795

District Totals

Total Gross Value	5,007,161
Homestead Loss	31,317
Other Exemption Loss	200
TIF Increment Value	
Retained TIF Value	
Net Assessed Value	4,975,644

Net Assessed Under Protest

* Public Service Protests Values are not included on this report.



Real	Count	Value
Agricultural	378	2,107,524
Commercial	12	161,123
Residential	181	1,191,819
Total Real Value	571	3,460,466
Homestead	140	143,816
Veteran	7	92,449
Other	0	0
Total Exempt	152	236,265

TIF Increment Value

Net Assessed 3,224,201

Net Assessed Under Protest

Senior Freeze	16	65,824
Capped Parcels	211	1,122,603

Personal	Count	Value
Agricultural	60	81,296
Commercial	16	496,506
Mobile Home	6	31,896
Total Personal	82	609,698
Total Exempt	10	1,803

TIF Increment Value

Net Assessed 607,895

Net Assessed Under Protest

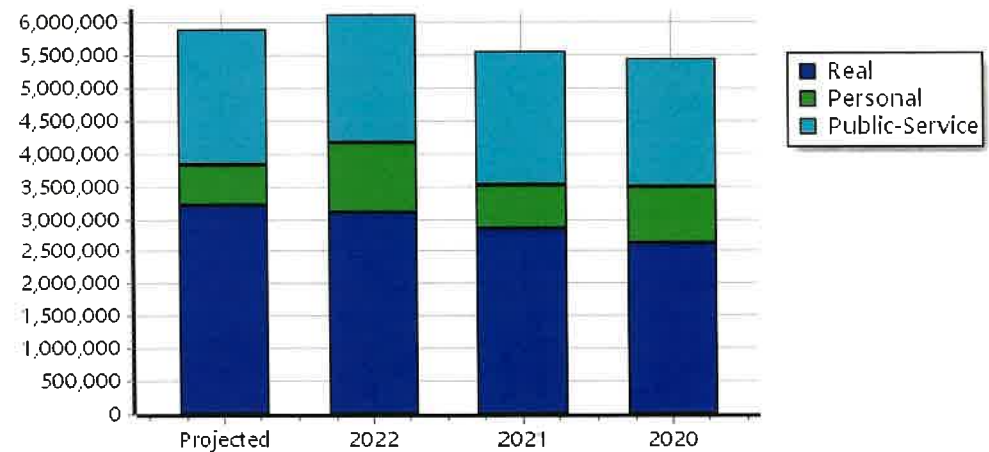
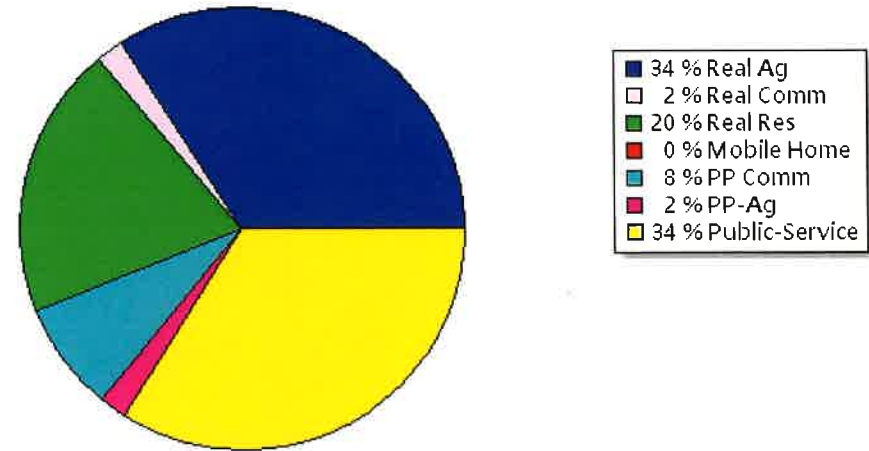
Public Service	Count	Value
Total PS Value	11	2,048,322
TIF Increment Value		
Net Assessed		2,048,322

District Totals

Total Gross Value	6,118,486
Homestead Loss	143,816
Other Exemption Loss	94,252
TIF Increment Value	
Retained TIF Value	
Net Assessed Value	5,880,418

Net Assessed Under Protest

* Public Service Protests Values are not included on this report.



Real	Count	Value
Agricultural	99	446,012
Commercial	1	147
Residential	17	122,771
Total Real Value	117	568,930
Homestead	22	22,000
Veteran	1	24,046
Other	0	0
Total Exempt	23	46,046

TIF Increment Value

Net Assessed 522,884

Net Assessed Under Protest

Senior Freeze	2	25,187
Capped Parcels	41	250,921

Personal	Count	Value
Agricultural	15	22,673
Commercial	4	618,014
Mobile Home	1	2,130
Total Personal	20	642,817
Total Exempt	1	200

TIF Increment Value

Net Assessed 642,617

Net Assessed Under Protest

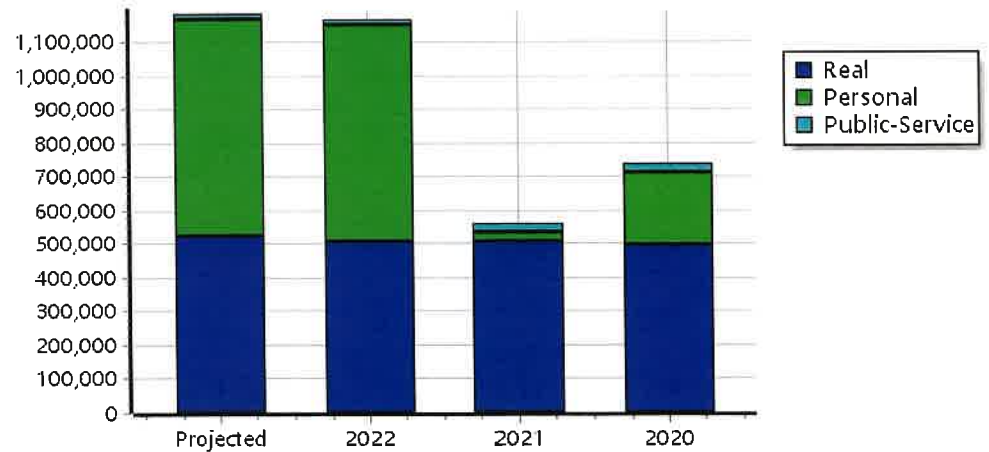
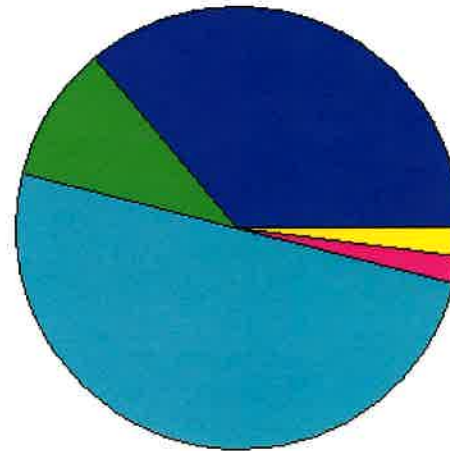
Public Service	Count	Value
Total PS Value	4	17,355
TIF Increment Value		
Net Assessed		17,355

District Totals

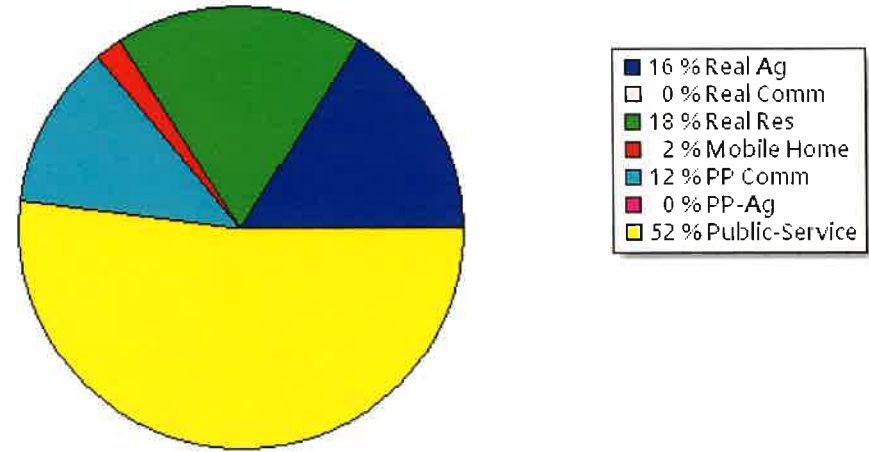
Total Gross Value	1,229,102
Homestead Loss	22,000
Other Exemption Loss	24,246
TIF Increment Value	
Retained TIF Value	
Net Assessed Value	1,182,856

Net Assessed Under Protest

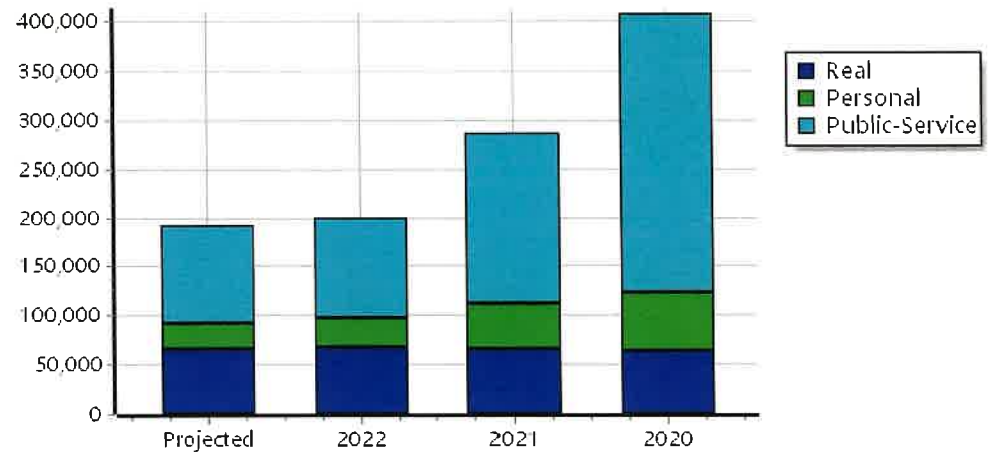
* Public Service Protests Values are not included on this report.



Real	Count	Value
Agricultural	16	32,481
Commercial	0	0
Residential	7	34,808
Total Real Value	23	67,289
Homestead	3	3,000
Veteran	0	0
Other	0	0
Total Exempt	3	3,000
TIF Increment Value		
Net Assessed		64,289
Net Assessed Under Protest		
Senior Freeze	0	0
Capped Parcels	11	42,480



Personal	Count	Value
Agricultural	1	187
Commercial	2	23,174
Mobile Home	1	4,293
Total Personal	4	27,654
Total Exempt	0	0
TIF Increment Value		
Net Assessed		27,654
Net Assessed Under Protest		


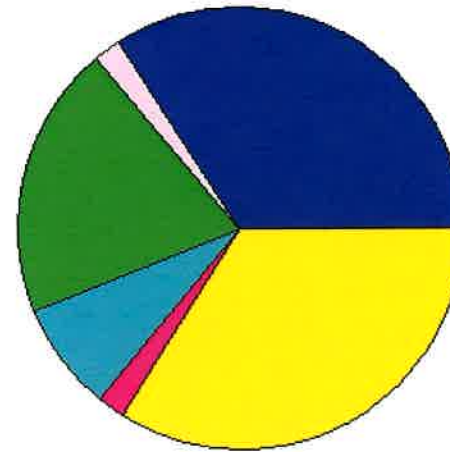


Public Service	Count	Value
Total PS Value	4	99,998
TIF Increment Value		
Net Assessed		99,998

District Totals	
Total Gross Value	194,941
Homestead Loss	3,000
Other Exemption Loss	0
TIF Increment Value	
Retained TIF Value	
Net Assessed Value	191,941
Net Assessed Under Protest	

* Public Service Protests Values are not included on this report.

Real	Count	Value
Agricultural	394	2,140,005
Commercial	12	161,123
Residential	188	1,226,627
Total Real Value	594	3,527,755
Homestead	143	146,816
Veteran	7	92,449
Other	0	0
Total Exempt	155	239,265



TIF Increment Value

Net Assessed 3,288,490

Net Assessed Under Protest

Senior Freeze	16	65,824
Capped Parcels	222	1,165,083

Personal	Count	Value
Agricultural	61	81,483
Commercial	18	519,680
Mobile Home	7	36,189
Total Personal	86	637,352
Total Exempt	10	1,803

TIF Increment Value

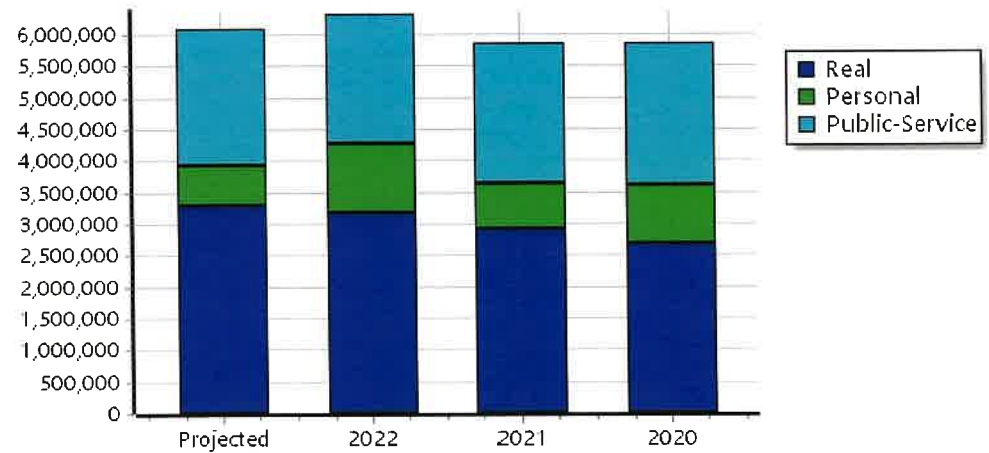
Net Assessed 635,549

Net Assessed Under Protest

Public Service	Count	Value
Total PS Value	15	2,148,320

TIF Increment Value

Net Assessed 2,148,320



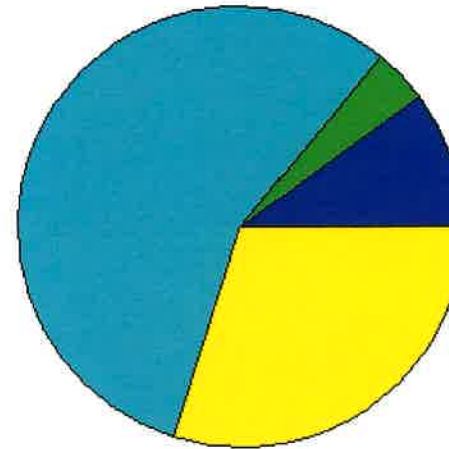
District Totals

Total Gross Value	6,313,427
Homestead Loss	146,816
Other Exemption Loss	94,252
TIF Increment Value	
Retained TIF Value	
Net Assessed Value	6,072,359

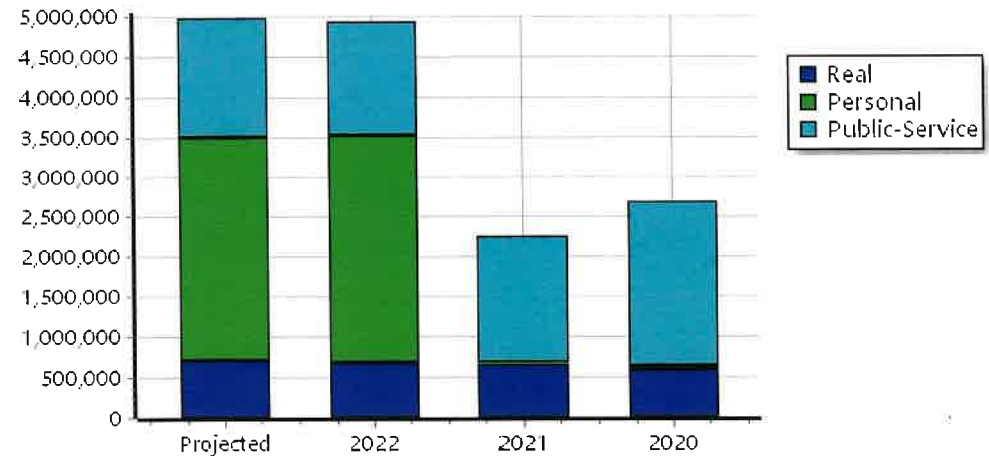
Net Assessed Under Protest

* Public Service Protests Values are not included on this report.

Real	Count	Value
Agricultural	98	473,813
Commercial	3	4,045
Residential	169	246,758
Total Real Value	270	724,616
Homestead	30	31,317
Veteran	0	0
Other	0	0
Total Exempt	32	31,317
TIF Increment Value		
Net Assessed		693,299
Net Assessed Under Protest		
Senior Freeze	2	4,925
Capped Parcels	182	407,525



Personal	Count	Value
Agricultural	15	23,597
Commercial	3	2,790,153
Mobile Home	0	0
Total Personal	18	2,813,750
Total Exempt	1	200
TIF Increment Value		
Net Assessed		2,813,550
Net Assessed Under Protest		
Public Service	Count	Value
Total PS Value	7	1,468,795
TIF Increment Value		
Net Assessed		1,468,795



District Totals	
Total Gross Value	5,007,161
Homestead Loss	31,317
Other Exemption Loss	200
TIF Increment Value	
Retained TIF Value	
Net Assessed Value	4,975,644
Net Assessed Under Protest	

* Public Service Protests Values are not included on this report.

Real	Count	Value
Agricultural	2,256	11,030,425
Commercial	701	12,999,691
Residential	9,187	46,778,166
Total Real Value	12,144	70,808,282
Homestead	2,361	2,524,135
Veteran	144	1,689,795
Other	0	0
Total Exempt	2,682	4,213,930

TIF Increment Value

Net Assessed 66,594,352

Net Assessed Under Protest

Senior Freeze	410	2,253,466
Capped Parcels	7,596	35,395,544

Personal	Count	Value
Agricultural	387	616,982
Commercial	586	81,089,509
Mobile Home	119	431,072
Total Personal	1,092	82,137,563
Total Exempt	62	1,136,060

TIF Increment Value

Net Assessed 81,001,503

Net Assessed Under Protest

Public Service	Count	Value
Total PS Value	66	18,377,534

TIF Increment Value

Net Assessed 18,377,534

District Totals

Total Gross Value	171,323,379
Homestead Loss	2,524,135
Other Exemption Loss	2,825,855

TIF Increment Value

Retained TIF Value

Net Assessed Value 165,973,389

Net Assessed Under Protest

* Public Service Protests Values are not included on this report.

