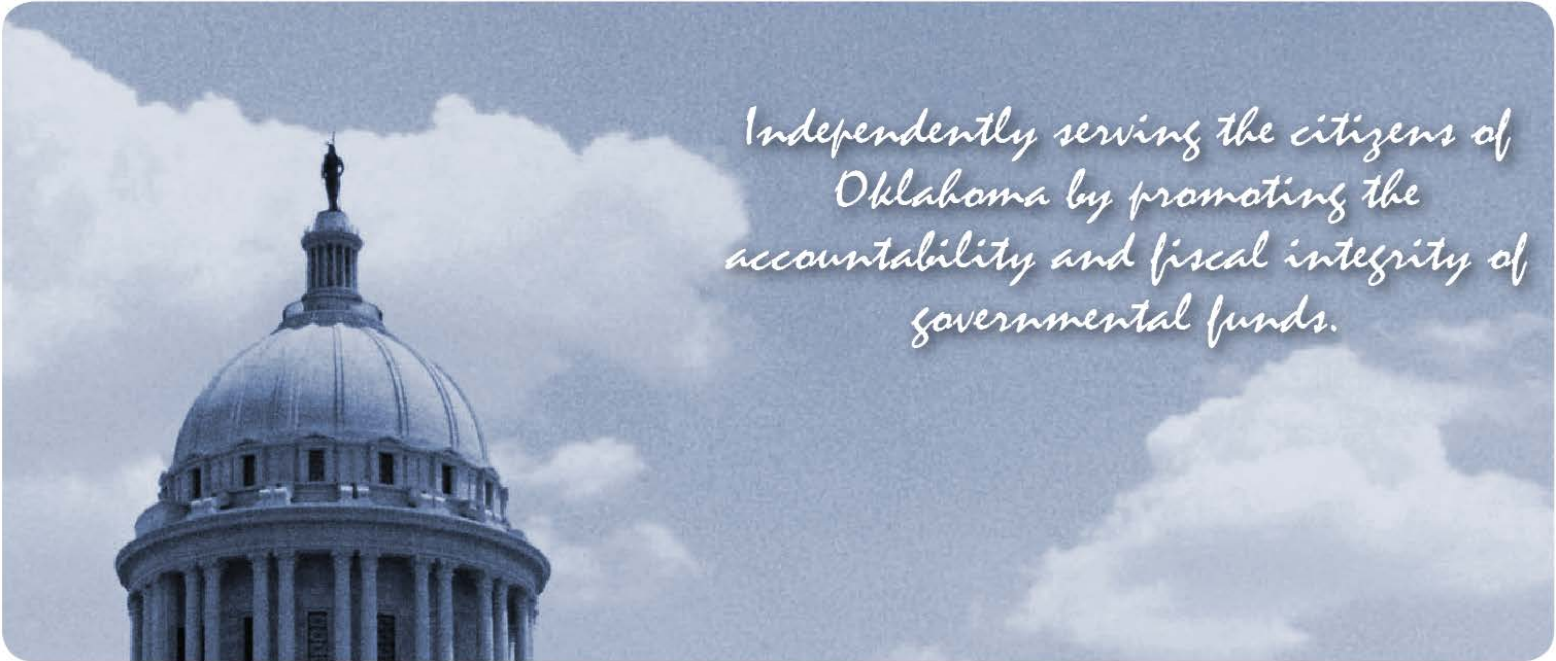


CONTRACT AUDIT

**OKLAHOMA HORSE RACING COMMISSION
AUDIT REPORT OF GAMING OPERATIONS
WILL ROGERS DOWNS AND REMINGTON PARK**

November 2017



*Independently serving the citizens of
Oklahoma by promoting the
accountability and fiscal integrity of
governmental funds.*



Oklahoma State
Auditor & Inspector
Gary A. Jones, CPA, CFE

**OKLAHOMA HORSE RACING COMMISSION
AUDIT REPORT OF GAMING OPERATIONS
WILL ROGERS DOWNS AND REMINGTON PARK
NOVEMBER 2017**

This publication, issued by the Oklahoma State Auditor and Inspector's Office as authorized by 74 O.S. § 212, has not been printed, but is available on the agency's website (www.sai.ok.gov) and in the Oklahoma Department of Libraries Publications Clearinghouse Digital Collection (<http://digitalprairie.ok.gov/cdm/search/collection/audits/>) pursuant to 65 O.S. § 3-114.



Oklahoma State Auditor & Inspector

2300 N. Lincoln Blvd. • State Capitol, Room 100 • Oklahoma City, OK 73105 • Phone: 405.521.3495 • Fax: 405.521.3426

December 13, 2017

**TO THE MEMBERS OF THE OKLAHOMA
HORSE RACING COMMISSION**

Transmitted herewith is the Audit Report of Gaming Operations for Will Rogers Downs and Remington Park for the month of November 2017. The report is the result of our monitoring and data accumulation in accordance with the State Auditor and Inspector's contract with the Oklahoma Horse Racing Commission (OHRC) and Title 3A of the Oklahoma Statutes for Gaming.

The goal of the State Auditor and Inspector is to promote accountability and fiscal integrity in state and local government. Maintaining our independence as we provide this service to the taxpayers of Oklahoma is of utmost importance.

We wish to take this opportunity to express our appreciation for the assistance and cooperation extended to our Office during our engagement.

Sincerely,

A handwritten signature in blue ink that reads "Gary A. Jones".

GARY A. JONES, CPA, CFE
OKLAHOMA STATE AUDITOR & INSPECTOR

**OKLAHOMA HORSE RACING COMMISSION
Audit Report of Gaming Operations
Will Rogers Downs and Remington Park
For the Month of November 2017**

TABLE OF CONTENTS

	<u>PAGE</u>
STATE AUDITOR AND INSPECTOR LETTER	4
TOTAL GAMING REVENUE	5
COMPARISON OF PRIOR MONTH AND PRIOR YEAR MONTH.....	6
YEAR TO DATE GAMING TOTALS.....	7
WILL ROGERS DOWNS REVENUE.....	8
REMINGTON PARK REVENUE.....	9
PRIOR TWELVE MONTH GRAPH.....	10



Oklahoma State Auditor & Inspector

2300 N. Lincoln Blvd. • State Capitol, Room 100 • Oklahoma City, OK 73105 • Phone: 405.521.3495 • Fax: 405.521.3426

TO THE MEMBERS OF THE OKLAHOMA HORSE RACING COMMISSION

We performed an audit in accordance with the OHRC Gaming Contract and Title 3A of the Oklahoma Statutes for Gaming. The information presented in this report is derived from gaming data obtained from the gaming vendors and licensees located at Will Rogers Downs and Remington Park for the month of November 2017.

Because our procedures do not constitute an audit conducted in accordance with generally accepted auditing standards, we do not express such an opinion on the information. This report relates only to this information and does not extend to any financial statements of the racetracks or racinos.

In planning and performing these procedures, we considered the internal control structure of the gaming departments; however, our procedures were substantially less in scope than the procedures we would have applied if we had been engaged to express an opinion on the internal controls. Accordingly, we do not express an opinion on their internal control structure.

Title 3A Section 204.1D. of the Oklahoma Statutes, effective July 1, 2017, allows for a new funding mechanism for the Oklahoma Horse Racing Commission to receive one half of one percent of the Adjusted Gross Gaming Revenue. The Casino and the horsemen's funds share equally in the additional funding of the OHRC. We added a line item in the report as of the July 1, 2017, to track the Oklahoma Horse Racing Commission's dollars.

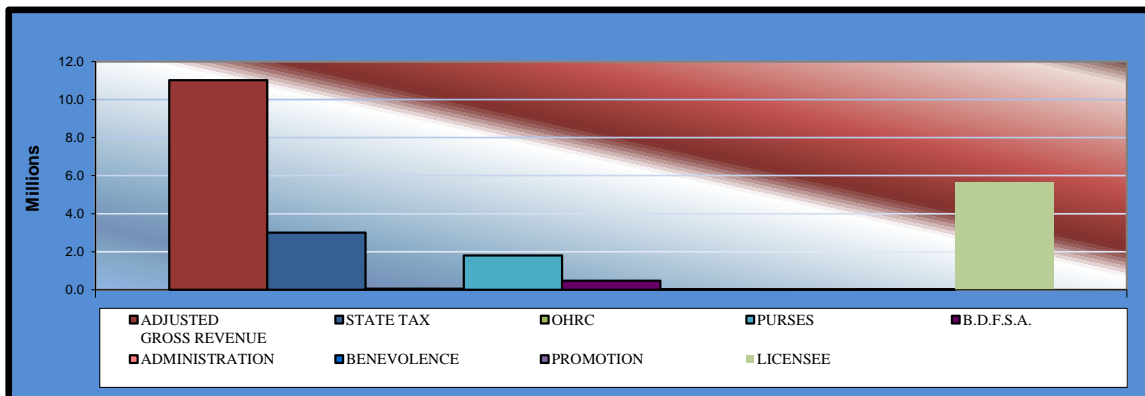
Sincerely,

**GARY A. JONES, CPA, CFE
OKLAHOMA STATE AUDITOR & INSPECTOR**

December 13, 2017

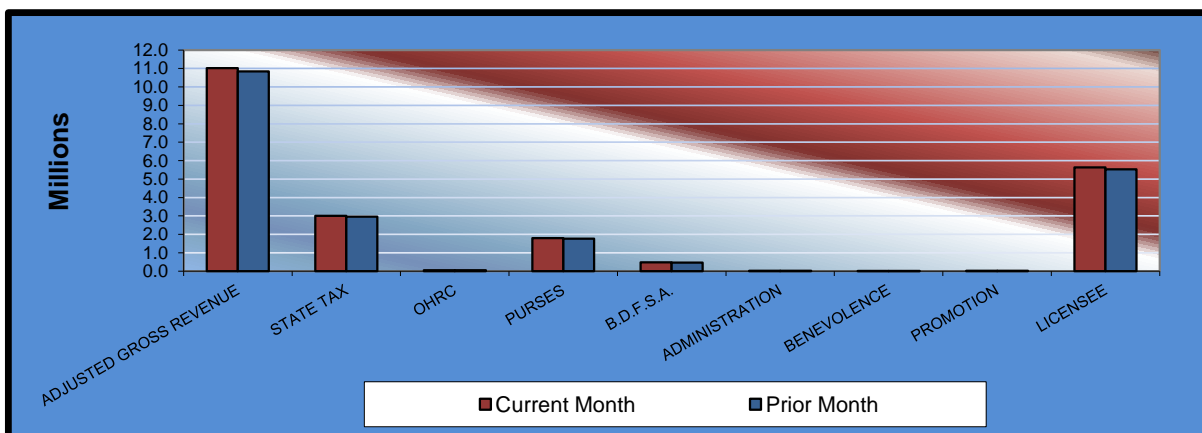
Gaming at Oklahoma Horse Racing Tracks Will Rogers Downs and Remington Park Total Gaming Revenue November 2017

	<u>TOTAL</u>	<u>WILL ROGERS DOWNS</u>	<u>REMINGTON PARK</u>
Gaming Days This Month	60	30	30
Adjusted Gross Revenue	<u>\$11,024,453.61</u>	<u>\$1,520,092.03</u>	<u>\$9,504,361.58</u>
State Tax			
General Revenue Fund	360,398.12	18,241.10	342,157.02
Education Reform	2,642,919.57	133,768.11	2,509,151.46
Oklahoma Horse Racing Commission	55,122.32	7,600.46	47,521.86
Purse Fund			
<u>Purses</u>			
Thoroughbred	924,099.57	196,718.91	727,380.66
Quarterhorse	775,613.17	180,099.58	595,513.59
Paint & Appaloosa	97,441.90	20,011.06	77,430.84
<u>Breeding Development Fund</u>			
<u>Special Account</u>			
Thoroughbred	211,453.08	23,741.94	187,711.14
Quarterhorse	246,384.24	18,315.21	228,069.03
Paint & Appaloosa	16,113.35	2,035.02	14,078.33
<u>Administration</u>			
Thoroughbred	11,646.70	2,261.14	9,385.56
Quarterhorse	10,482.02	2,035.02	8,447.00
Paint & Appaloosa	1,164.67	226.11	938.56
<u>Benevolence</u>			
Thoroughbred	5,823.35	1,130.57	4,692.78
Quarterhorse	5,241.01	1,017.51	4,223.50
Paint & Appaloosa	582.31	113.03	469.28
<u>Promotions</u>			
Thoroughbred	11,646.70	2,261.14	9,385.56
Quarterhorse	10,482.02	2,035.02	8,447.00
Paint & Appaloosa	1,164.67	226.11	938.56
Licensee	\$5,636,674.84	\$908,254.99	\$4,728,419.85



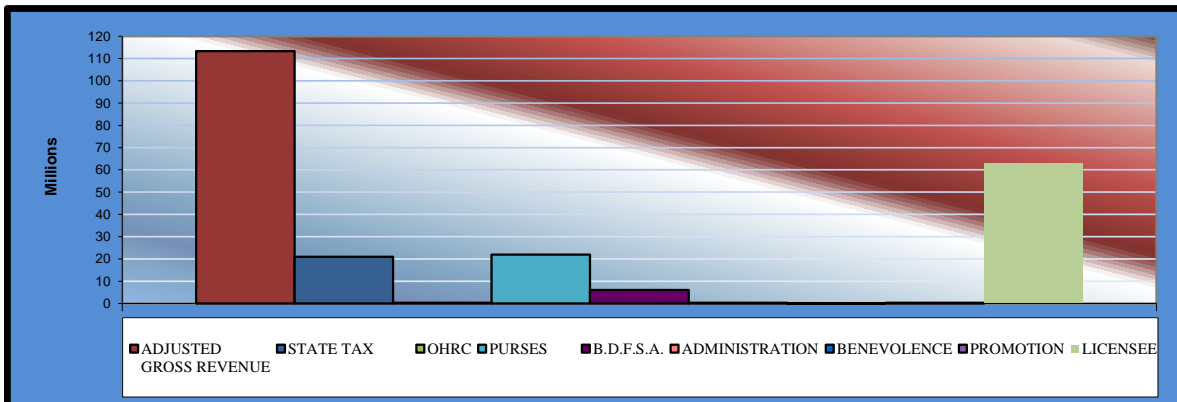
Gaming at Oklahoma Horse Racing Tracks Will Rogers Downs and Remington Park Comparison of Prior Month and Prior Year Month November 2017

	<u>TOTAL</u>	<u>PRIOR MONTH</u>	<u>% CHANGE</u>	<u>PRIOR YEAR</u>	<u>% CHANGE</u>
Gaming Days	60	62	-3.23%	60	0.00%
Adjusted Gross Revenue	\$11,024,453.61	\$10,838,825.10	1.71%	\$9,001,396.82	22.47%
State Tax					
General Revenue Fund	360,398.12	355,561.92	1.36%	289,289.17	24.58%
Education Reform	2,642,919.57	2,607,453.73	1.36%	2,121,453.91	24.58%
Oklahoma Horse Racing Commission					
	55,122.32	54,194.10	1.71%	0.00	100.00%
Purse Fund					
<u>Purses</u>					
Thoroughbred	924,099.57	905,824.86	2.02%	774,372.38	19.34%
Quarterhorse	775,613.17	759,687.74	2.10%	564,570.31	37.38%
Paint & Appaloosa	97,441.90	95,543.61	1.99%	62,730.04	55.34%
<u>Breeding Development Fund</u>					
<u>Special Account</u>					
Thoroughbred	211,453.08	208,104.74	1.61%	173,872.32	21.61%
Quarterhorse	246,384.24	242,849.00	1.46%	288,849.92	-14.70%
Paint & Appaloosa	16,113.35	15,849.36	1.67%	32,094.43	-49.79%
<u>Administration</u>					
Thoroughbred	11,646.70	11,424.92	1.94%	9,725.59	19.75%
Quarterhorse	10,482.02	10,282.41	1.94%	8,753.03	19.75%
Paint & Appaloosa	1,164.67	1,142.49	1.94%	972.56	19.75%
<u>Benevolence</u>					
Thoroughbred	5,823.35	5,712.46	1.94%	4,862.79	19.75%
Quarterhorse	5,241.01	5,141.21	1.94%	4,376.52	19.75%
Paint & Appaloosa	582.31	571.26	1.93%	486.27	19.75%
<u>Promotions</u>					
Thoroughbred	11,646.70	11,424.92	1.94%	9,725.59	19.75%
Quarterhorse	10,482.02	10,282.41	1.94%	8,753.03	19.75%
Paint & Appaloosa	1,164.67	1,142.49	1.94%	972.56	19.75%
Licensee	\$5,636,674.84	\$5,536,631.47	1.81%	\$4,645,536.40	21.34%



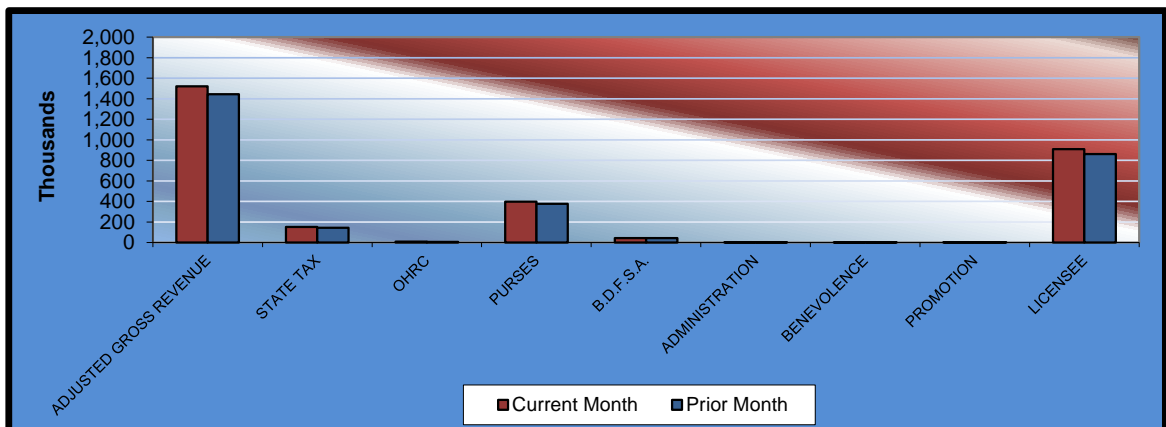
Gaming at Oklahoma Horse Racing Tracks Will Rogers Downs and Remington Park Year to Date Gaming Totals November 2017

	<u>TOTAL</u>	<u>WILL ROGERS DOWNS</u>	<u>REMINGTON PARK</u>
Gaming Days This Year	668	334	334
Adjusted Gross Revenue	<u>\$113,281,979.20</u>	<u>\$17,460,385.47</u>	<u>\$95,821,593.73</u>
State Tax			
General Revenue Fund	2,519,102.05	209,524.66	2,309,577.39
Education Reform	18,473,414.63	1,536,513.90	16,936,900.73
Oklahoma Horse Racing Commission	277,109.41	38,603.19	238,506.22
Purse Fund			
<u>Purses</u>			
Thoroughbred	11,370,146.90	2,052,683.98	9,317,462.92
Quarterhorse	9,408,806.78	1,838,819.44	7,569,987.34
Paint & Appaloosa	1,176,735.62	204,313.26	972,422.36
<u>Breeding Development Fund</u>			
<u>Special Account</u>			
Thoroughbred	2,652,244.36	247,737.79	2,404,506.57
Quarterhorse	3,211,345.45	231,560.24	2,979,785.21
Paint & Appaloosa	225,503.46	25,728.90	199,774.56
<u>Administration</u>			
Thoroughbred	143,819.41	23,594.07	120,225.34
Quarterhorse	129,437.46	21,234.66	108,202.80
Paint & Appaloosa	14,381.97	2,359.45	12,022.52
<u>Benevolence</u>			
Thoroughbred	71,909.72	11,797.05	60,112.67
Quarterhorse	64,718.73	10,617.33	54,101.40
Paint & Appaloosa	7,190.97	1,179.70	6,011.27
<u>Promotions</u>			
Thoroughbred	143,819.40	23,594.07	120,225.33
Quarterhorse	129,437.46	21,234.66	108,202.80
Paint & Appaloosa	14,381.95	2,359.43	12,022.52
Licensee	\$63,248,473.47	\$10,956,929.69	\$52,291,543.78



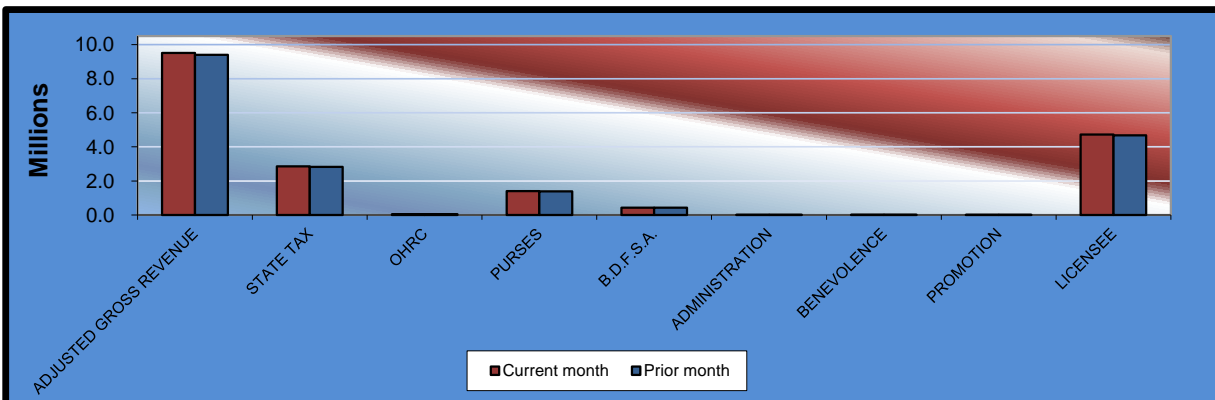
**Gaming at Oklahoma Horse Racing Tracks
Will Rogers Downs and Remington Park
Will Rogers Downs Revenue
November 2017**

<u>Will Rogers Downs</u>	<u>CURRENT MONTH</u>	<u>PRIOR MONTH</u>	<u>% CHANGE</u>	<u>November 2016</u>	<u>% CHANGE</u>
Gaming Days	30	31	-3.23%	30	0.00%
Adjusted Gross Revenue	\$1,520,092.03	\$1,443,159.59	5.33%	\$1,448,379.86	4.95%
State Tax					
General Revenue Fund	18,241.10	17,317.96	5.33%	17,380.56	4.95%
Education Reform	133,768.11	126,998.04	5.33%	127,457.43	4.95%
Oklahoma Horse Racing Commission					
	7,600.46	7,215.80	5.33%	0.00	100.00%
Purse Fund					
<u>Purses</u>					
Thoroughbred	196,718.91	186,762.83	5.33%	189,013.57	4.08%
Quarterhorse	180,099.58	170,984.70	5.33%	126,117.68	42.80%
Paint & Appaloosa	20,011.06	18,998.30	5.33%	14,013.08	42.80%
Breeding Development Fund					
<u>Special Account</u>					
Thoroughbred	23,741.94	22,540.34	5.33%	22,811.98	4.08%
Quarterhorse	18,315.21	17,388.26	5.33%	64,525.32	-71.62%
Paint & Appaloosa	2,035.02	1,932.03	5.33%	7,169.47	-71.62%
<u>Administration</u>					
Thoroughbred	2,261.14	2,146.70	5.33%	2,172.57	4.08%
Quarterhorse	2,035.02	1,932.01	5.33%	1,955.31	4.08%
Paint & Appaloosa	226.11	214.67	5.33%	217.26	4.07%
<u>Benevolence</u>					
Thoroughbred	1,130.57	1,073.35	5.33%	1,086.28	4.08%
Quarterhorse	1,017.51	966.01	5.33%	977.66	4.08%
Paint & Appaloosa	113.03	107.35	5.29%	108.63	4.05%
<u>Promotions</u>					
Thoroughbred	2,261.14	2,146.70	5.33%	2,172.57	4.08%
Quarterhorse	2,035.02	1,932.01	5.33%	1,955.31	4.08%
Paint & Appaloosa	226.11	214.67	5.33%	217.26	4.07%
Licensee	\$908,254.99	\$862,287.86	5.33%	\$869,027.92	4.51%

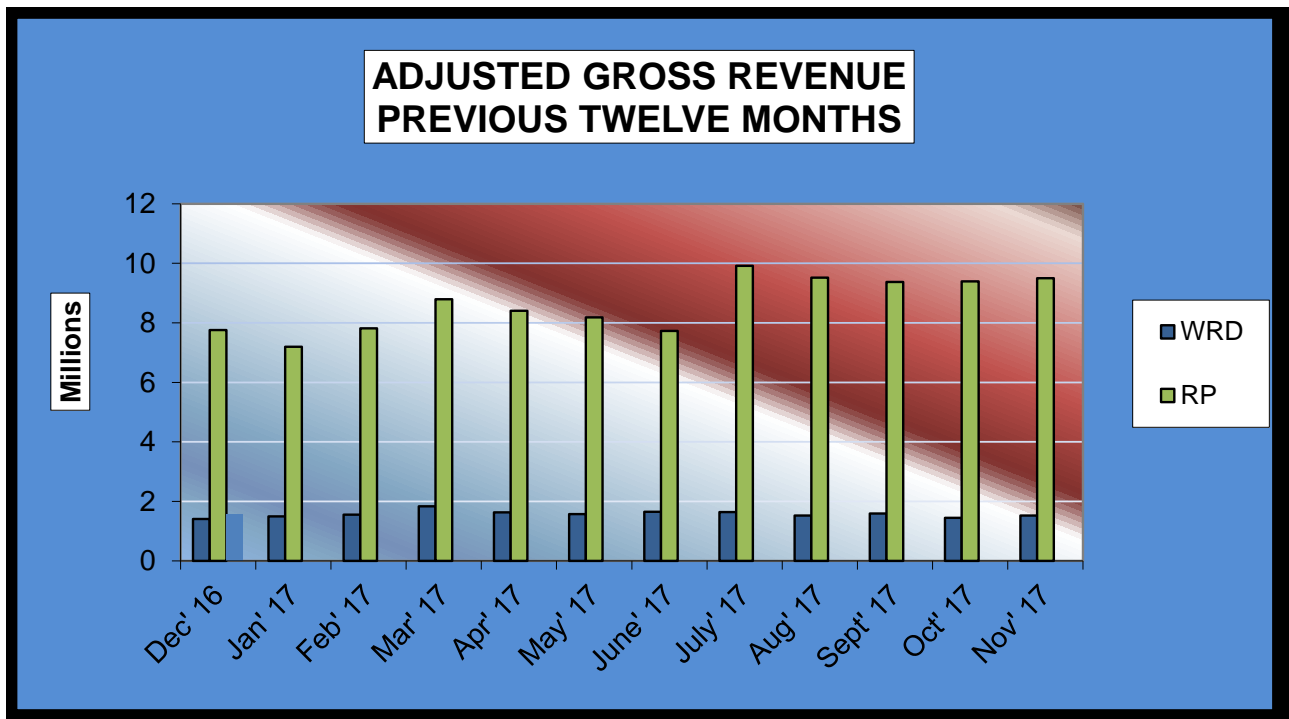


**Gaming at Oklahoma Horse Racing Tracks
Will Rogers Downs and Remington Park
Remington Park Revenue
November 2017**

<u>Remington Park</u>	<u>CURRENT MONTH</u>	<u>PRIOR MONTH</u>	<u>% CHANGE</u>	<u>November 2016</u>	<u>% CHANGE</u>
Gaming Days	30	31	-3.23%	30	0.00%
Adjusted Gross Revenue	\$ 9,504,361.58	\$ 9,395,665.51	1.16%	\$7,553,016.96	25.84%
State Tax					
General Revenue Fund	342,157.02	338,243.96	1.16%	271,908.61	25.84%
Education Reform	2,509,151.46	2,480,455.69	1.16%	1,993,996.48	25.84%
Oklahoma Horse Racing Commission					
	47,521.86	46,978.30	1.16%	0.00	100.00%
Purse Fund					
<u>Purses</u>					
Thoroughbred	727,380.66	719,062.03	1.16%	585,358.81	24.26%
Quarterhorse	595,513.59	588,703.04	1.16%	438,452.63	35.82%
Paint & Appaloosa	77,430.84	76,545.31	1.16%	48,716.96	58.94%
Breeding Development Fund					
<u>Special Account</u>					
Thoroughbred	187,711.14	185,564.40	1.16%	151,060.34	24.26%
Quarterhorse	228,069.03	225,460.74	1.16%	224,324.60	1.67%
Paint & Appaloosa	14,078.33	13,917.33	1.16%	24,924.96	-43.52%
<u>Administration</u>					
Thoroughbred	9,385.56	9,278.22	1.16%	7,553.02	24.26%
Quarterhorse	8,447.00	8,350.40	1.16%	6,797.72	24.26%
Paint & Appaloosa	938.56	927.82	1.16%	755.30	24.26%
<u>Benevolence</u>					
Thoroughbred	4,692.78	4,639.11	1.16%	3,776.51	24.26%
Quarterhorse	4,223.50	4,175.20	1.16%	3,398.86	24.26%
Paint & Appaloosa	469.28	463.91	1.16%	377.64	24.27%
<u>Promotions</u>					
Thoroughbred	9,385.56	9,278.22	1.16%	7,553.02	24.26%
Quarterhorse	8,447.00	8,350.40	1.16%	6,797.72	24.26%
Paint & Appaloosa	938.56	927.82	1.16%	755.30	24.26%
Licensee	\$ 4,728,419.85	\$ 4,674,343.61	1.16%	\$3,776,508.48	25.21%



**Gaming at Oklahoma Horse Racing Tracks
Will Rogers Downs and Remington Park
Prior Twelve Month Graph
November 2017**





OFFICE OF THE STATE AUDITOR & INSPECTOR
2300 N. LINCOLN BOULEVARD, ROOM 100
OKLAHOMA CITY, OK 73105-4896

WWW.SAI.OK.GOV