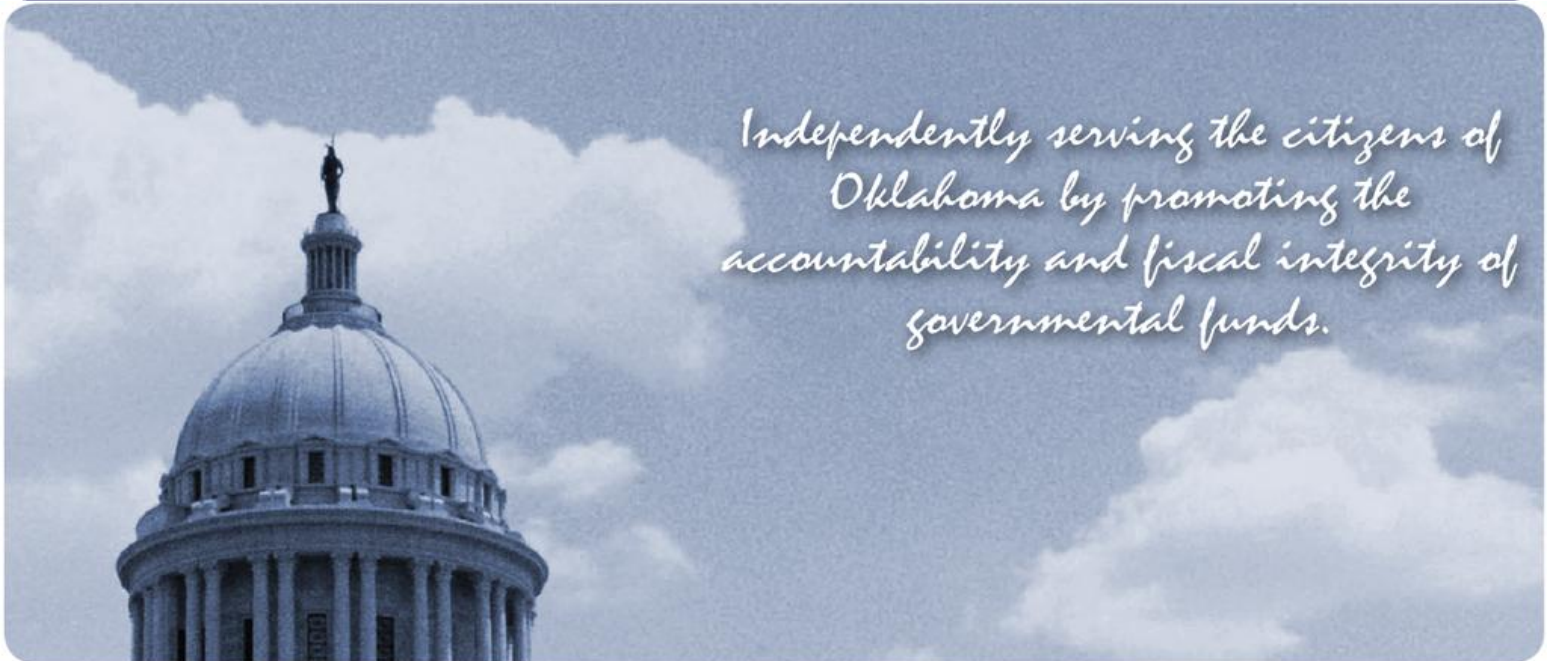


CONTRACT AUDIT

**OKLAHOMA HORSE RACING COMMISSION
AUDIT REPORT OF GAMING OPERATIONS
WILL ROGERS DOWNS AND REMINGTON PARK**

November 2014



Oklahoma State
Auditor & Inspector
Gary A. Jones, CPA, CFE

**OKLAHOMA HORSE RACING COMMISSION
AUDIT REPORT OF GAMING OPERATIONS
WILL ROGERS DOWNS AND REMINGTON PARK
NOVEMBER 2014**

This publication, issued by the Oklahoma State Auditor and Inspector's Office as authorized by 74 O.S. § 212, has not been printed, but is available on the agency's website (www.sai.ok.gov) and in the Oklahoma Department of Libraries Publications Clearinghouse Digital Collection, pursuant to 74 O.S. § 3105.B.



Oklahoma State Auditor & Inspector

2300 N. Lincoln Blvd. • State Capitol, Room 100 • Oklahoma City, OK 73105 • Phone: 405.521.3495 • Fax: 405.521.3426

December 15, 2014

**TO THE MEMBERS OF THE OKLAHOMA
HORSE RACING COMMISSION**

Transmitted herewith is the Audit Report of Gaming Operations for Will Rogers Downs and Remington Park for the month of November 2014. The report is the result of our monitoring and data accumulation in accordance with the State Auditor and Inspector's contract with the Oklahoma Horse Racing Commission (OHRC) and Title 3A of the Oklahoma Statutes for Gaming.

The goal of the State Auditor and Inspector is to promote accountability and fiscal integrity in state and local government. Maintaining our independence as we provide this service to the taxpayers of Oklahoma is of utmost importance.

We wish to take this opportunity to express our appreciation for the assistance and cooperation extended to our Office during our engagement.

Sincerely,

A handwritten signature in blue ink, appearing to read "Gary A. Jones".

GARY A. JONES, CPA, CFE
OKLAHOMA STATE AUDITOR & INSPECTOR

**OKLAHOMA HORSE RACING COMMISSION
Audit Report of Gaming Operations
Will Rogers Downs and Remington Park
For the Month of November 2014**

TABLE OF CONTENTS

	<u>PAGE</u>
STATE AUDITOR AND INSPECTOR LETTER	4
TOTAL GAMING REVENUE	5
COMPARISON OF PRIOR MONTH AND PRIOR YEAR MONTH.....	6
YEAR TO DATE GAMING TOTALS.....	7
WILL ROGERS DOWNS REVENUE.....	8
REMINGTON PARK REVENUE.....	9
PRIOR TWELVE MONTH GRAPH.....	10



Oklahoma State Auditor & Inspector

2300 N. Lincoln Blvd. • State Capitol, Room 100 • Oklahoma City, OK 73105 • Phone: 405.521.3495 • Fax: 405.521.3426

**TO THE MEMBERS OF THE OKLAHOMA
HORSE RACING COMMISSION**

We performed an audit in accordance with the OHRC Gaming Contract and Title 3A of the Oklahoma Statutes for Gaming. The information presented in this report is derived from gaming data obtained from the gaming vendors and licensees located at Will Rogers Downs and Remington Park for the month of November 2014.

Because our procedures do not constitute an audit conducted in accordance with generally accepted auditing standards, we do not express such an opinion on the information. This report relates only to this information and does not extend to any financial statements of the racetracks or racinos.

In planning and performing these procedures, we considered the internal control structure of the gaming departments; however, our procedures were substantially less in scope than the procedures we would have applied if we had been engaged to express an opinion on the internal controls. Accordingly, we do not express an opinion on their internal control structure.

Sincerely,

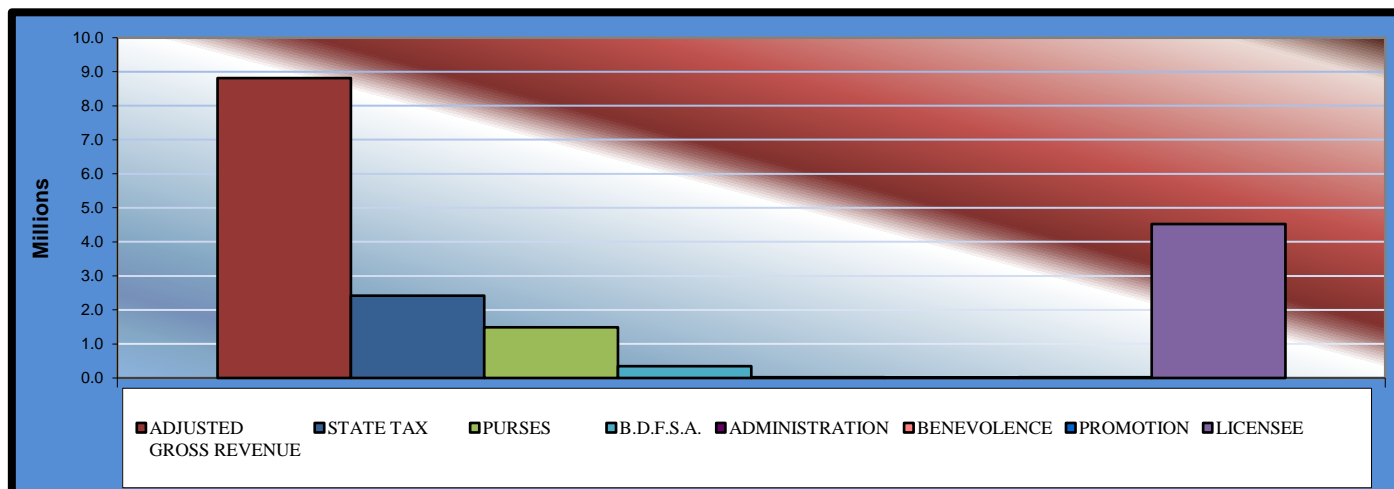
A handwritten signature in blue ink, appearing to read "Gary A. Jones".

GARY A. JONES, CPA, CFE
OKLAHOMA STATE AUDITOR & INSPECTOR

December 15, 2014

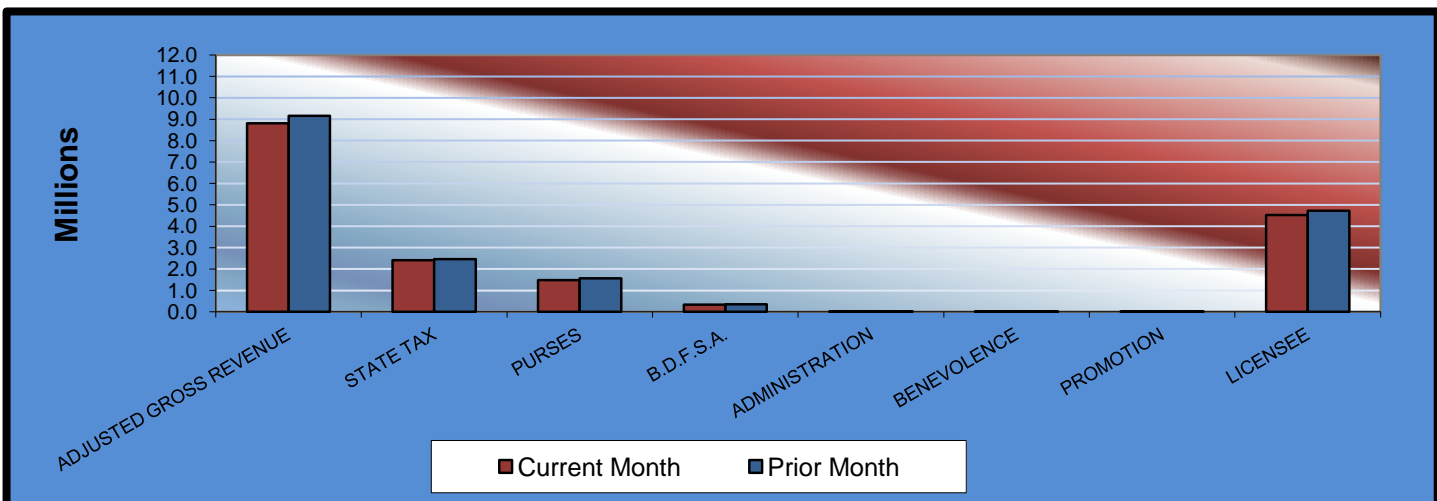
Gaming at Oklahoma Horse Racing Tracks Will Rogers Downs and Remington Park Total Gaming Revenue November 2014

	<u>TOTAL</u>	<u>WILL ROGERS DOWNS</u>	<u>REMINGTON PARK</u>
Gaming Days This Month	60	30	30
Adjusted Gross Revenue	<u>\$8,812,846.35</u>	<u>\$1,147,437.21</u>	<u>\$7,665,409.14</u>
State Tax			
Higher Education Trust Fund	289,723.98	13,769.25	275,954.73
Education Reform	2,124,642.48	100,974.47	2,023,668.01
Purse Fund			
<u>Purses</u>			
Thoroughbred	743,809.78	149,740.57	594,069.21
Quarterhorse	657,954.61	137,090.06	520,864.55
Paint & Appaloosa	83,071.09	15,232.22	67,838.87
<u>Breeding Development Fund</u>			
<u>Special Account</u>			
Thoroughbred	171,380.32	18,072.14	153,308.18
Quarterhorse	165,716.47	13,941.37	151,775.10
Paint & Appaloosa	8,447.92	1,549.05	6,898.87
<u>Administration</u>			
Thoroughbred	9,386.56	1,721.15	7,665.41
Quarterhorse	8,447.91	1,549.04	6,898.87
Paint & Appaloosa	938.64	172.10	766.54
<u>Benevolence</u>			
Thoroughbred	4,693.31	860.60	3,832.71
Quarterhorse	4,223.94	774.51	3,449.43
Paint & Appaloosa	469.33	86.06	383.27
<u>Promotions</u>			
Thoroughbred	9,386.56	1,721.15	7,665.41
Quarterhorse	8,447.91	1,549.04	6,898.87
Paint & Appaloosa	938.64	172.10	766.54
Licensee	\$4,521,166.90	\$688,462.33	\$3,832,704.57



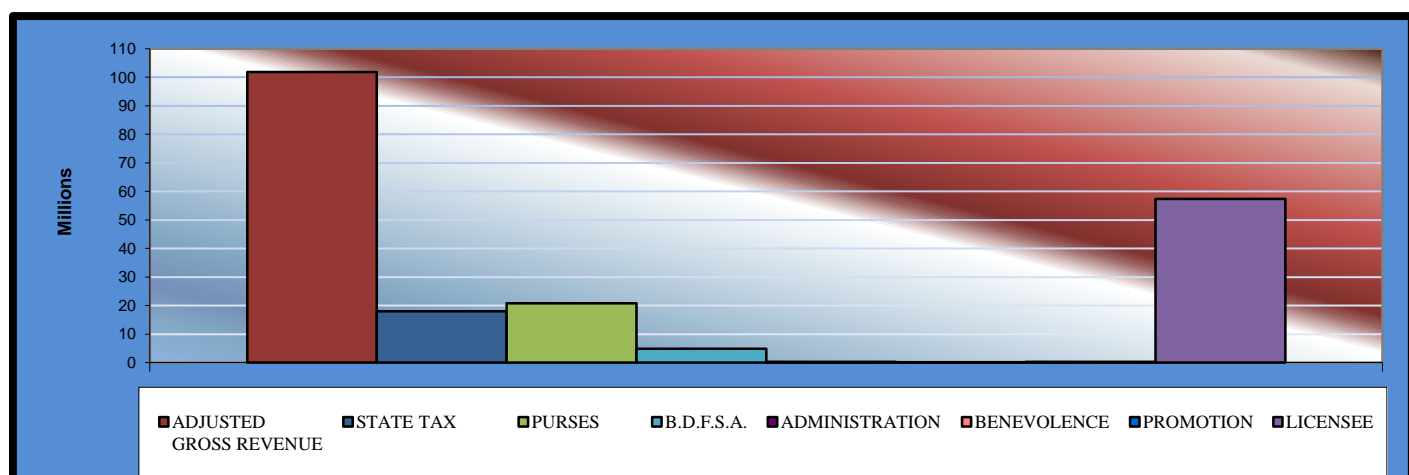
**Gaming at Oklahoma Horse Racing Tracks
Will Rogers Downs and Remington Park
Comparison of Prior Month and Prior Year Month
November 2014**

	<u>TOTAL</u>	<u>PRIOR MONTH</u>	<u>% CHANGE</u>	<u>PRIOR YEAR</u>	<u>% CHANGE</u>
Gaming Days	60	62	-3.23%	60	0.00%
Adjusted Gross Revenue	\$8,812,846.35	\$9,162,364.57	-3.81%	\$9,286,833.51	-5.10%
State Tax					
Higher Education Trust Fund	289,723.98	296,101.74	-2.15%	300,042.57	-3.44%
Education Reform	2,124,642.48	2,171,412.77	-2.15%	2,200,312.19	-3.44%
Purse Fund					
<u>Purses</u>					
Thoroughbred	743,809.78	784,599.86	-5.20%	795,438.84	-6.49%
Quarterhorse	657,954.61	695,025.51	-5.33%	704,642.59	-6.63%
Paint & Appaloosa	83,071.09	87,308.36	-4.85%	88,509.49	-6.14%
<u>Breeding Development Fund</u>					
<u>Special Account</u>					
Thoroughbred	171,380.32	177,271.90	-3.32%	179,665.64	-4.61%
Quarterhorse	165,716.47	170,659.12	-2.90%	172,951.46	-4.18%
Paint & Appaloosa	8,447.92	8,878.83	-4.85%	9,000.96	-6.14%
<u>Administration</u>					
Thoroughbred	9,386.56	9,865.37	-4.85%	10,001.07	-6.14%
Quarterhorse	8,447.91	8,878.81	-4.85%	9,000.96	-6.14%
Paint & Appaloosa	938.64	986.52	-4.85%	1,000.11	-6.15%
<u>Benevolence</u>					
Thoroughbred	4,693.31	4,932.71	-4.85%	5,000.54	-6.14%
Quarterhorse	4,223.94	4,439.42	-4.85%	4,500.48	-6.14%
Paint & Appaloosa	469.33	493.24	-4.85%	500.06	-6.15%
<u>Promotions</u>					
Thoroughbred	9,386.56	9,865.37	-4.85%	10,001.07	-6.14%
Quarterhorse	8,447.91	8,878.81	-4.85%	9,000.96	-6.14%
Paint & Appaloosa	938.64	986.52	-4.85%	1,000.11	-6.15%
Licensee	\$4,521,166.90	\$4,721,779.71	-4.25%	\$4,786,264.41	-5.54%



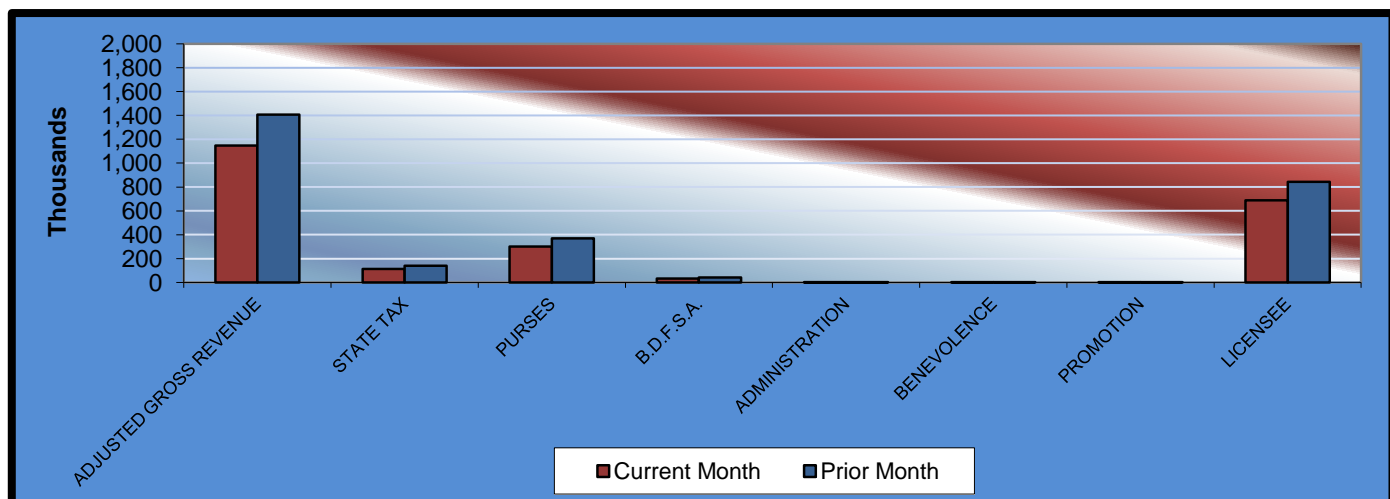
Gaming at Oklahoma Horse Racing Tracks Will Rogers Downs and Remington Park Year to Date Gaming Totals November 2014

	<u>TOTAL</u>	<u>WILL ROGERS DOWNS</u>	<u>REMINGTON PARK</u>
Gaming Days This Year	668	334	334
Adjusted Gross Revenue	<u>\$101,856,301.86</u>	<u>\$14,997,386.48</u>	<u>\$86,858,915.38</u>
State Tax			
Higher Education Trust Fund	2,166,889.58	179,968.64	1,986,920.94
Education Reform	15,890,523.66	1,319,770.00	14,570,753.66
Purse Fund			
<u>Purses</u>			
Thoroughbred	10,408,724.86	1,739,658.92	8,669,065.94
Quarterhorse	9,193,501.07	1,592,687.77	7,600,813.30
Paint & Appaloosa	1,166,916.71	176,965.33	989,951.38
Breeding Development Fund			
<u>Special Account</u>			
Thoroughbred	2,447,137.14	209,958.83	2,237,178.31
Quarterhorse	2,376,774.78	161,968.26	2,214,806.52
Paint & Appaloosa	118,669.52	17,996.49	100,673.03
<u>Administration</u>			
Thoroughbred	131,855.01	19,996.10	111,858.91
Quarterhorse	118,669.49	17,996.46	100,673.03
Paint & Appaloosa	13,185.45	1,999.57	11,185.88
<u>Benevolence</u>			
Thoroughbred	65,927.61	9,998.13	55,929.48
Quarterhorse	59,334.72	8,998.19	50,336.53
Paint & Appaloosa	6,592.71	999.78	5,592.93
<u>Promotions</u>			
Thoroughbred	131,855.01	19,996.10	111,858.91
Quarterhorse	118,669.49	17,996.46	100,673.03
Paint & Appaloosa	13,185.45	1,999.57	11,185.88
Licensee	\$57,427,889.60	\$9,498,431.88	\$47,929,457.72



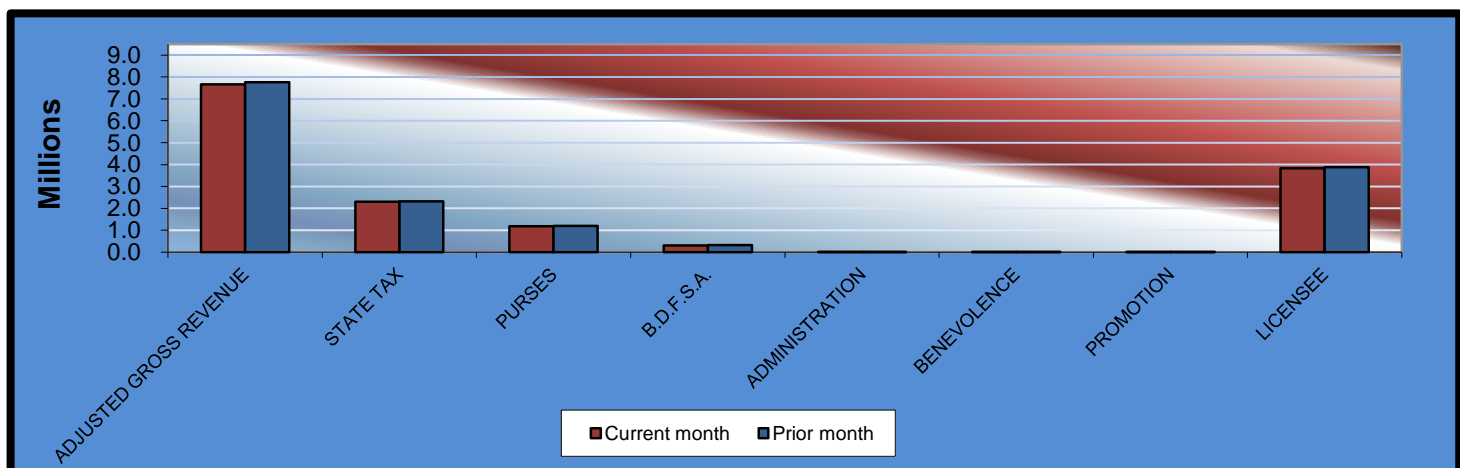
**Gaming at Oklahoma Horse Racing Tracks
Will Rogers Downs and Remington Park
Will Rogers Downs Revenue
November 2014**

<u>Will Rogers Downs</u>	<u>CURRENT MONTH</u>	<u>PRIOR MONTH</u>	<u>% CHANGE</u>	<u>November 2013</u>	<u>% CHANGE</u>
Gaming Days	30	31	-3.23%	30	0.00%
Adjusted Gross Revenue	\$1,147,437.21	\$1,405,974.29	-18.39%	\$1,428,476.48	-19.67%
State Tax					
Higher Education Trust Fund	13,769.25	16,871.69	-18.39%	17,141.72	-19.67%
Education Reform	100,974.47	123,725.74	-18.39%	125,705.93	-19.67%
Purse Fund					
<u>Purses</u>					
Thoroughbred	149,740.57	183,479.61	-18.39%	186,416.19	-19.67%
Quarterhorse	137,090.06	167,978.79	-18.39%	170,667.23	-19.67%
Paint & Appaloosa	15,232.22	18,664.31	-18.39%	18,963.03	-19.67%
Breeding Development Fund					
<u>Special Account</u>					
Thoroughbred	18,072.14	22,144.09	-18.39%	22,498.50	-19.67%
Quarterhorse	13,941.37	17,082.59	-18.39%	17,355.99	-19.67%
Paint & Appaloosa	1,549.05	1,898.08	-18.39%	1,928.44	-19.67%
<u>Administration</u>					
Thoroughbred	1,721.15	2,108.98	-18.39%	2,142.71	-19.67%
Quarterhorse	1,549.04	1,898.06	-18.39%	1,928.44	-19.67%
Paint & Appaloosa	172.10	210.88	-18.39%	214.27	-19.68%
<u>Benevolence</u>					
Thoroughbred	860.60	1,054.51	-18.39%	1,071.36	-19.67%
Quarterhorse	774.51	949.04	-18.39%	964.22	-19.67%
Paint & Appaloosa	86.06	105.43	-18.37%	107.14	-19.68%
<u>Promotions</u>					
Thoroughbred	1,721.15	2,108.98	-18.39%	2,142.71	-19.67%
Quarterhorse	1,549.04	1,898.06	-18.39%	1,928.44	-19.67%
Paint & Appaloosa	172.10	210.88	-18.39%	214.27	-19.68%
Licensee	\$688,462.33	\$843,584.57	-18.39%	\$857,085.89	-19.67%

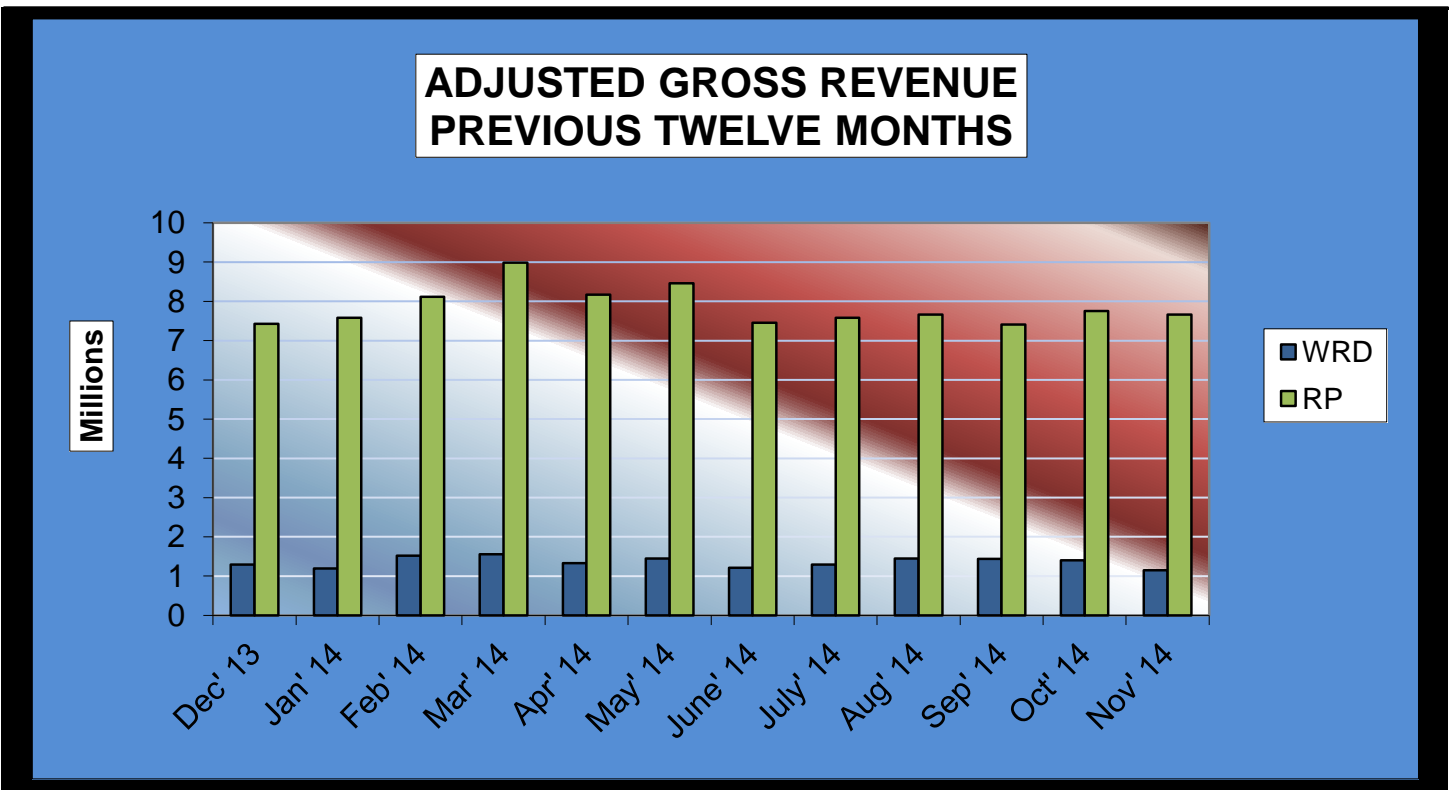


**Gaming at Oklahoma Horse Racing Tracks
Will Rogers Downs and Remington Park
Remington Park Revenue
November 2014**

Remington Park	CURRENT MONTH	PRIOR MONTH	% CHANGE	November 2013	% CHANGE
Gaming Days	30	31	-3.23%	30	0.00%
Adjusted Gross Revenue	\$7,665,409.14	\$7,756,390.28	-1.17%	\$7,858,357.03	-2.46%
State Tax					
Higher Education Trust Fund	275,954.73	279,230.05	-1.17%	282,900.85	-2.46%
Education Reform	2,023,668.01	2,047,687.03	-1.17%	2,074,606.26	-2.46%
Purse Fund					
<u>Purses</u>					
Thoroughbred	594,069.21	601,120.25	-1.17%	609,022.65	-2.46%
Quarterhorse	520,864.55	527,046.72	-1.17%	533,975.36	-2.46%
Paint & Appaloosa	67,838.87	68,644.05	-1.17%	69,546.46	-2.46%
Breeding Development Fund					
<u>Special Account</u>					
Thoroughbred	153,308.18	155,127.81	-1.17%	157,167.14	-2.46%
Quarterhorse	151,775.10	153,576.53	-1.17%	155,595.47	-2.46%
Paint & Appaloosa	6,898.87	6,980.75	-1.17%	7,072.52	-2.46%
<u>Administration</u>					
Thoroughbred	7,665.41	7,756.39	-1.17%	7,858.36	-2.46%
Quarterhorse	6,898.87	6,980.75	-1.17%	7,072.52	-2.46%
Paint & Appaloosa	766.54	775.64	-1.17%	785.84	-2.46%
<u>Benevolence</u>					
Thoroughbred	3,832.71	3,878.20	-1.17%	3,929.18	-2.46%
Quarterhorse	3,449.43	3,490.38	-1.17%	3,536.26	-2.46%
Paint & Appaloosa	383.27	387.81	-1.17%	392.92	-2.46%
<u>Promotions</u>					
Thoroughbred	7,665.41	7,756.39	-1.17%	7,858.36	-2.46%
Quarterhorse	6,898.87	6,980.75	-1.17%	7,072.52	-2.46%
Paint & Appaloosa	766.54	775.64	-1.17%	785.84	-2.46%
Licensee	\$3,832,704.57	\$3,878,195.14	-1.17%	\$3,929,178.52	-2.46%



**Gaming at Oklahoma Horse Racing Tracks
Will Rogers Downs and Remington Park
Prior Twelve Month Graph
November 2014**





OFFICE OF THE STATE AUDITOR & INSPECTOR
2300 N. LINCOLN BOULEVARD, ROOM 100
OKLAHOMA CITY, OK 73105-4896

WWW.SAI.OK.GOV