



STATE OF OKLAHOMA
OFFICE OF THE STATE AUDITOR & INSPECTOR

H
O
R
S
E

R
A
C
I
N
G

A
U
D
I
T

REMINGTON PARK
MIXED BREED RACE
MEETING

MARCH 10, 2006 THROUGH JUNE 4, 2006



JEFF A. MCMAHAN, CFE
OKLAHOMA STATE AUDITOR & INSPECTOR

**OKLAHOMA HORSE RACING COMMISSION
STATISTICAL REPORT OF OPERATIONS
REMINGTON PARK – MIXED BREED RACE MEETING
MARCH 10, 2006 THROUGH
JUNE 4, 2006**

This publication is printed and issued by the State Auditor and Inspector as authorized by 74 O.S. 2001, § 212 and 74 O.S. 2001, § 3105. Thirty copies have been prepared and distributed at a cost of \$56.70. Copies have been deposited with the Publications Clearinghouse of the Oklahoma Department of Libraries.



STATE OF OKLAHOMA
OFFICE OF THE AUDITOR AND INSPECTOR

Jeff A. McMahan
State Auditor and Inspector

August 1, 2006


TO THE MEMBERS OF THE OKLAHOMA
HORSE RACING COMMISSION

Transmitted herewith is the Statistical Report of Operations for Remington Park – Mixed Breed Race Meeting, March 10, 2006 through June 4, 2006, which is the result of our monitoring and data accumulation.

We wish to take this opportunity to express our appreciation for the assistance and cooperation extended to our office during this time.

The Office of the State Auditor and Inspector is committed to serve the public interest by providing independent oversight by issuing reports that serve as a management tool to the state. Our goal is to ensure a government, which is accountable to the people of the State of Oklahoma.

Sincerely,


JEFF A. McMAHAN, CFE
State Auditor and Inspector

**OKLAHOMA HORSE RACING COMMISSION
STATISTICAL REPORT OF OPERATIONS
REMINGTON PARK – MIXED BREED RACE MEETING
MARCH 10, 2006 THROUGH JUNE 4, 2006**

TABLE OF CONTENTS

	<u>PAGE</u>
INTRODUCTORY COMMENTS.....	ii
STATE AUDITOR AND INSPECTOR LETTER	1
DISTRIBUTION SUMMARY OF NET WAGERED	2
DISTRIBUTION SUMMARY OF NET WAGERED – LIVE DAYS	3
DISTRIBUTION SUMMARY OF NET WAGERED – SIMULCAST DAYS.....	4
DISTRIBUTION SUMMARY OF NET WAGERED – GUEST FACILITIES.....	5
NET WAGERED BY POOL	6
NET WAGERED BY BREED	7
NUMBER OF RACES BY BREED.....	8
OTHER STATISTICAL INFORMATION	9
PRIOR YEAR COMPARISON OF DISTRIBUTION SUMMARY OF NET WAGERED	10
PRIOR YEAR COMPARISON OF NET WAGERED BY POOL	11
PRIOR YEAR COMPARISON OF NET WAGERED BY BREED	12
PRIOR YEAR COMPARISON OF NUMBER OF RACES BY BREED	13
PRIOR YEAR COMPARISON OF OTHER STATISTICAL INFORMATION	14
ENDNOTES	15
APPENDIX	16

INTRODUCTORY COMMENTS

Statistical data and information contained herein are for presentation purposes only. Summations may differ due to rounding.

Statistical data compiled for this report is presented as a summary of wagers (handle), distribution of fees, commissions, and purses for each race meeting by association or fair. This compilation of statistical data does not purport to replace any association or independent auditor's end-of-meet conclusions.

Data contained in this report was compiled from the American Tote Company located at Remington Park.

Reference notes behind titles (See Note) indicate clarifying data in the Endnotes of this report.

A glossary of report terms, titles, and headings can be found in the Appendix.



STATE OF OKLAHOMA
OFFICE OF THE AUDITOR AND INSPECTOR

Jeff A. McMahan
State Auditor and Inspector


**TO THE MEMBERS OF THE OKLAHOMA
HORSE RACING COMMISSION**

We compiled the information presented in this report from the statistical data obtained from the American Tote Company located at Remington Park for the Mixed Breed Race Meeting for March 10, 2006 through June 4, 2006.

We were not engaged to perform an audit in accordance with generally accepted auditing standards, the objective of which would be the expression of an opinion on specified elements or accounts. Accordingly, we do not express such an opinion. This report relates only to the procedures specified above and does not extend to any financial statements of the racetracks taken as a whole.

In planning and performing these procedures, we considered the internal control structure of the pari-mutuel departments; however, our procedures were substantially less in scope than the procedures we would have applied if we had been engaged to express an opinion on the internal controls. Accordingly, we do not express an opinion on their internal control structure.

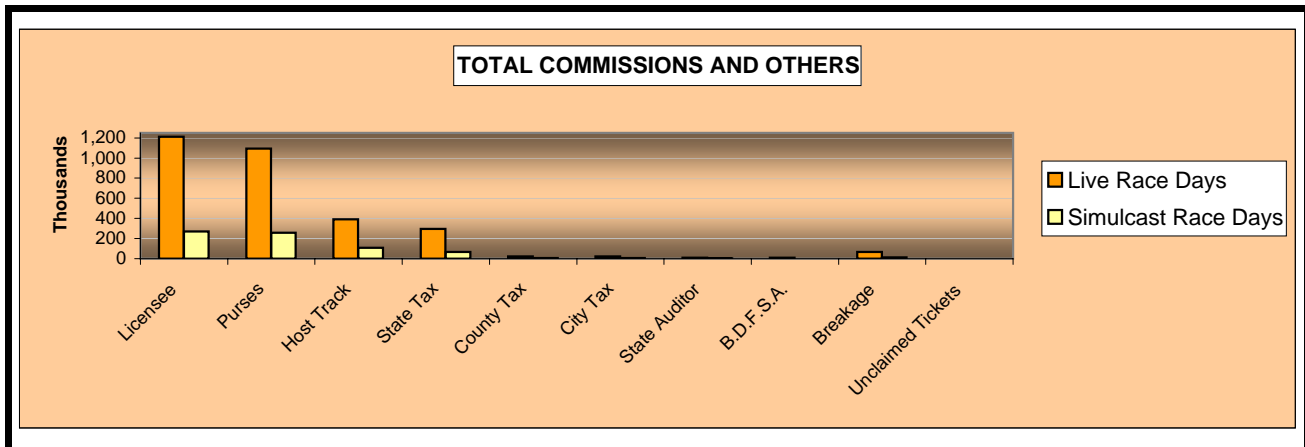
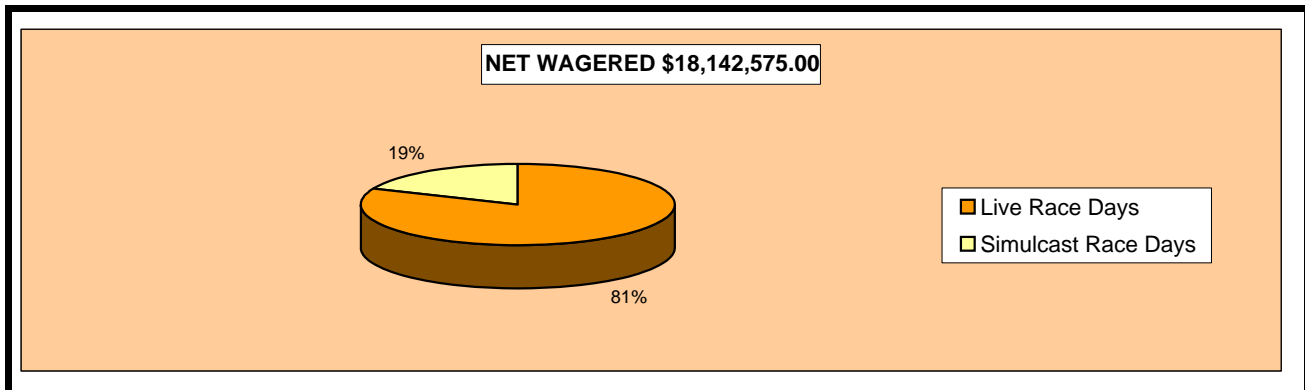
Sincerely,


JEFF A. McMAHAN, CFE
State Auditor and Inspector

July 27, 2006

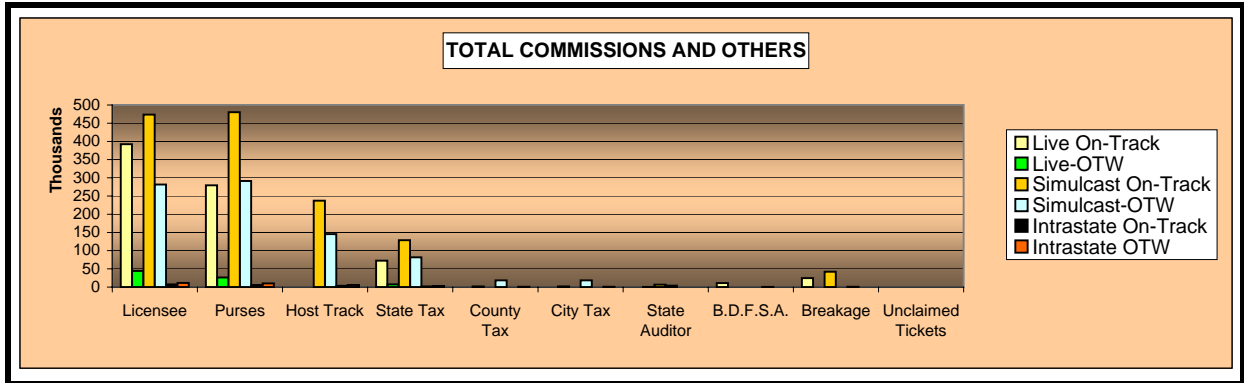
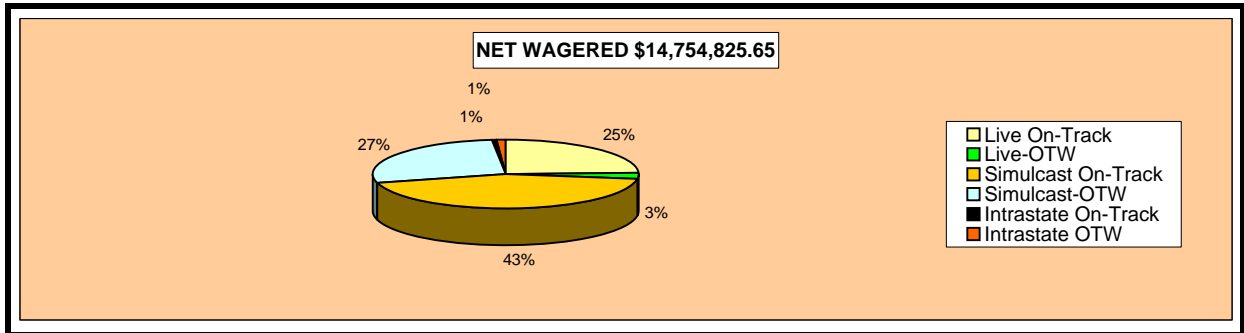
**OKLAHOMA HORSE RACING COMMISSION
 STATISTICAL REPORT OF OPERATIONS
 REMINGTON PARK - MIXED BREED RACE MEETING
 DISTRIBUTION SUMMARY OF NET WAGERED
 MARCH 10, 2006 THROUGH JUNE 4, 2006**

	Live Days	Simulcast Days	Total	Guest Facilities (See Note 1)	Grand Total
NET WAGERED	\$14,754,825.65	\$3,387,749.35	\$18,142,575.00	\$22,597,471.20	\$40,740,046.20
COMMISSIONS:					
Licensee	1,210,903.59	271,174.00	1,482,077.59	316,717.97	1,798,795.56
Purses	1,093,206.36	257,053.10	1,350,259.46	231,936.05	1,582,195.51
Host Track	391,655.66	108,805.10	500,460.76	0.00	500,460.76
State Tax	295,096.49	67,755.01	362,851.50	54,049.19	416,900.69
County Tax (See Note 4)	20,728.85	7,905.73	28,634.58	0.00	28,634.58
City Tax (See Note 4)	20,728.85	7,905.73	28,634.58	0.00	28,634.58
State Auditor	11,045.90	3,385.26	14,431.16	0.00	14,431.16
Breeding Development Fund Special Account (B.D.F.S.A.)	11,085.05	7.18	11,092.23	10,093.62	21,185.85
OTHERS:					
Breakage	67,355.10	14,098.26	81,453.36	0.00	81,453.36
Unclaimed Tickets (See Note 3)	0.00	0.00	0.00	0.00	0.00
TOTAL COMMISSIONS AND OTHERS:	3,121,805.85	738,089.37	3,859,895.22	\$612,796.83	\$4,472,692.05
NET PAID TO THE PUBLIC	\$11,633,019.80	\$2,649,659.98	\$14,282,679.78		




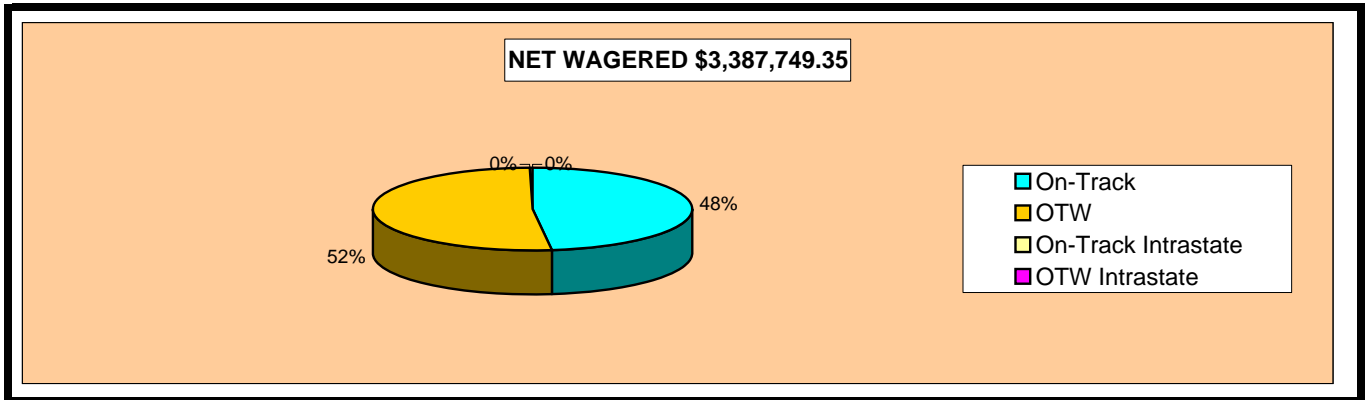
**OKLAHOMA HORSE RACING COMMISSION
 STATISTICAL REPORT OF OPERATIONS
 REMINGTON PARK - MIXED BREED RACE MEETING
 DISTRIBUTION SUMMARY OF NET WAGERED-LIVE DAYS
 MARCH 10, 2006 THROUGH JUNE 4, 2006**

	Live Days						Grand Total
	Live		Simulcast		Intrastate		
	On-Track	OTW	On-Track	OTW	On-Track	OTW	
NET WAGERED	\$3,624,160.00	\$373,149.60	\$6,439,484.50	\$4,056,458.75	\$84,769.90	\$176,802.90	\$14,754,825.65
COMMISSIONS:							
Licensee	392,145.30	44,386.70	473,831.30	281,479.92	7,441.98	11,618.39	1,210,903.59
Purses	279,637.58	26,539.43	480,275.91	291,298.82	5,529.60	9,925.02	1,093,206.36
Host Track	0.00	0.00	237,278.48	145,273.22	3,390.80	5,713.16	391,655.66
State Tax	72,483.20	7,462.99	128,789.72	81,808.60	1,695.40	2,856.58	295,096.49
County Tax	0.00	1,679.17	0.00	18,254.06	0.00	795.61	20,728.85
City Tax	0.00	1,679.17	0.00	18,254.06	0.00	795.61	20,728.85
State Auditor	0.00	373.15	6,439.48	4,056.46	0.00	176.80	11,045.90
Breeding Development Fund Special Account (B.D.F.S.A.)	10,819.54	0.00	0.00	0.00	265.51	0.00	11,085.05
OTHERS:							
Breakage	24,593.15	0.00	42,080.85	0.00	681.10	0.00	67,355.10
Unclaimed Tickets	0.00	0.00	0.00	0.00	0.00	0.00	0.00
TOTAL COMMISSIONS AND OTHERS:	779,678.77	82,120.62	1,368,695.74	840,425.15	19,004.39	31,881.18	3,121,805.85
NET PAID TO THE PUBLIC	\$2,844,481.23	\$291,028.98	\$5,070,788.76	\$3,216,033.60	\$65,765.51	\$144,921.72	\$11,633,019.80



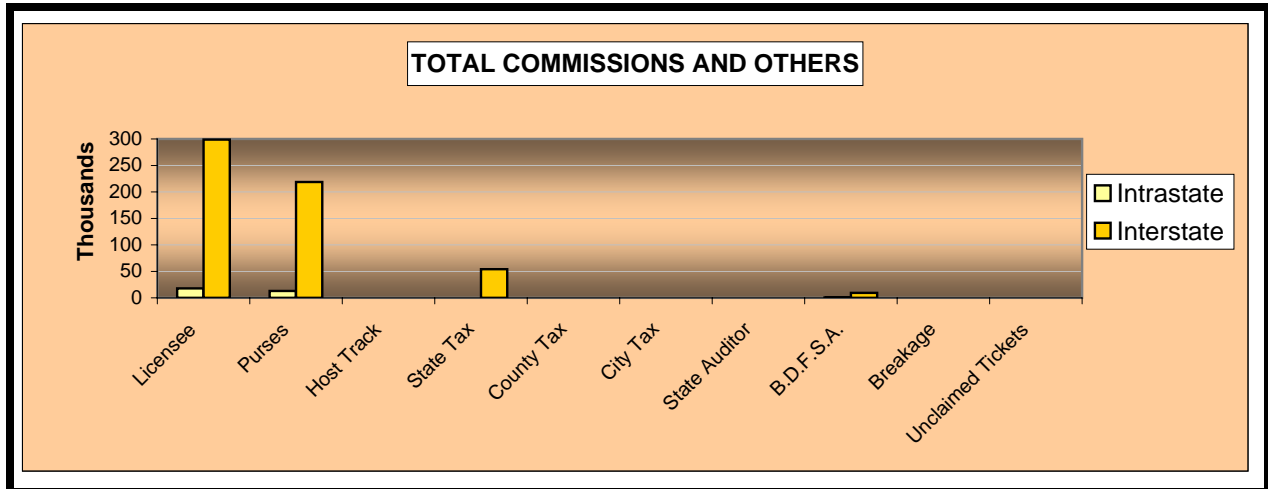
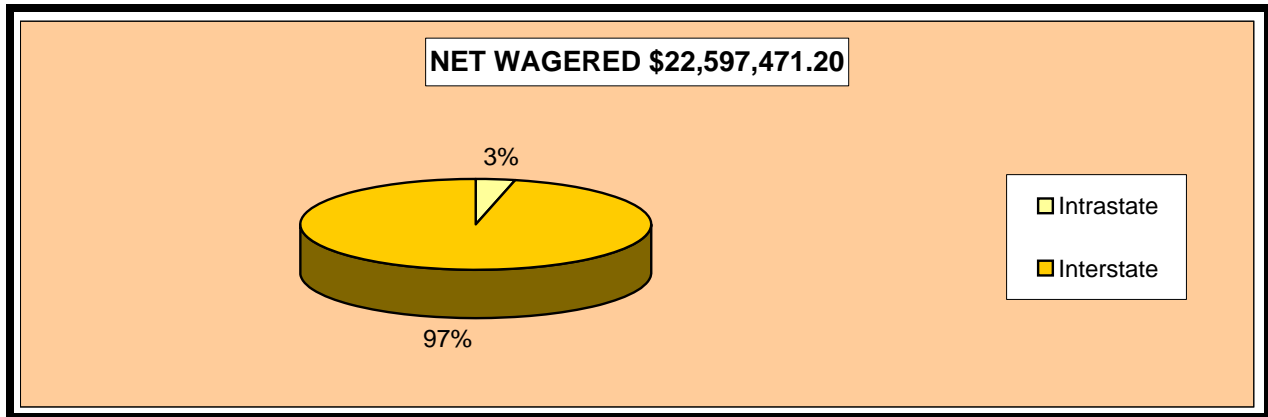
**OKLAHOMA HORSE RACING COMMISSION
 STATISTICAL REPORT OF OPERATIONS
 REMINGTON PARK - MIXED BREED RACE MEETING
 DISTRIBUTION SUMMARY OF NET WAGERED-SIMULCAST DAYS
 MARCH 10, 2006 THROUGH JUNE 4, 2006**

	Simulcast Days				Grand Total
	Simulcast		Intrastate		
	On-Track	OTW	On-Track	OTW	
NET WAGERED	\$1,628,435.75	\$1,753,043.60	\$2,485.00	\$3,785.00	\$3,387,749.35
COMMISSIONS:					
Licensee	130,470.66	140,006.70	219.91	476.73	271,174.00
Purses	132,077.73	124,382.79	160.10	432.48	257,053.10
Host Track	52,520.02	55,934.88	99.40	250.80	108,805.10
State Tax	32,568.73	35,011.18	49.70	125.40	67,755.01
County Tax	0.00	7,888.70	0.00	17.03	7,905.73
City Tax	0.00	7,888.70	0.00	17.03	7,905.73
State Auditor	1,628.44	1,753.04	0.00	3.79	3,385.26
Breeding Development Fund Special Account (B.D.F.S.A.)	0.00	0.00	7.18	0.00	7.18
OTHERS:					
Breakage	14,069.69	0.00	28.57	0.00	14,098.26
Unclaimed Tickets	0.00	0.00	0.00	0.00	0.00
TOTAL COMMISSIONS AND OTHERS:	\$363,335.27	\$372,865.99	\$564.86	\$1,323.26	\$738,089.37
NET PAID TO THE PUBLIC	\$1,265,100.48	\$1,380,177.61	\$1,920.14	\$2,461.74	\$2,649,659.98



**OKLAHOMA HORSE RACING COMMISSION
 STATISTICAL REPORT OF OPERATIONS
 REMINGTON PARK - MIXED BREED RACE MEETING
 DISTRIBUTION SUMMARY OF NET WAGERED-GUEST FACILITIES
 MARCH 10, 2006 THROUGH JUNE 4, 2006**

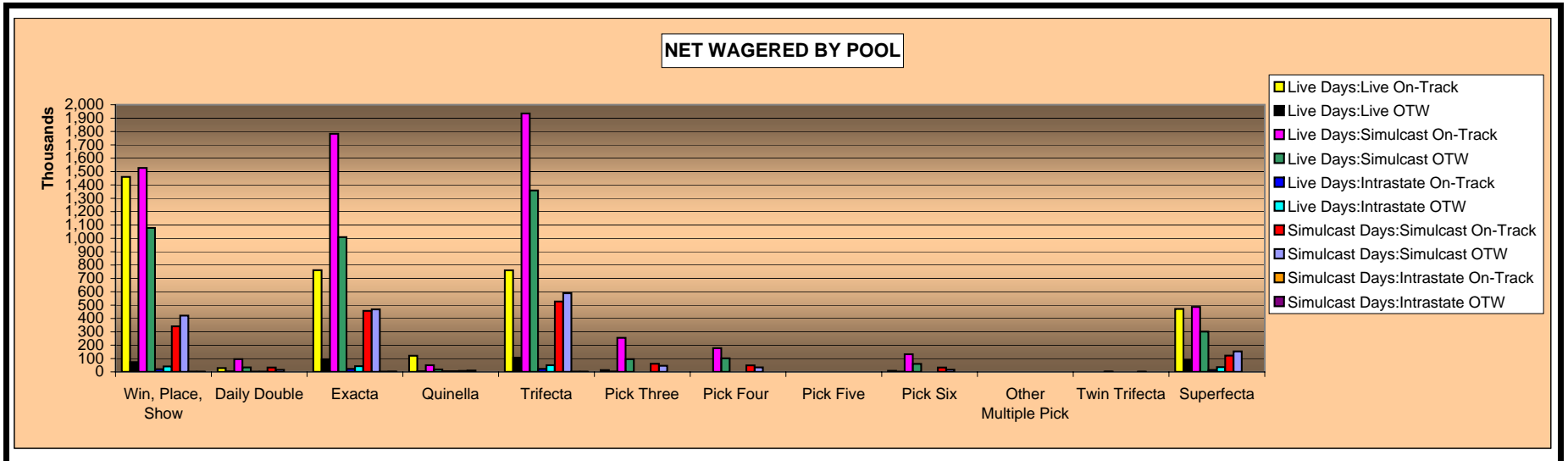
	Guest Facilities (See Note 1)		Grand Total
	Intrastate	Interstate	
NET WAGERED	\$789,094.30	\$21,808,376.90	\$22,597,471.20
COMMISSIONS:			
Licensee	17,823.47	298,894.50	316,717.97
Purses	13,068.38	218,867.67	231,936.05
Host Track	0.00	0.00	0.00
State Tax	0.00	54,049.19	54,049.19
County Tax	0.00	0.00	0.00
City Tax	0.00	0.00	0.00
State Auditor	0.00	0.00	0.00
Breeding Development Fund Special Account (B.D.F.S.A.)	580.10	9,513.52	10,093.62
OTHERS:			
Breakage	0.00	0.00	0.00
Unclaimed Tickets	0.00	0.00	0.00
TOTAL COMMISSIONS AND OTHERS:	\$31,471.95	\$581,324.88	\$612,796.83



**OKLAHOMA HORSE RACING COMMISSION
 STATISTICAL REPORT OF OPERATIONS
 REMINGTON PARK - MIXED BREED RACE MEETING
 NET WAGERED BY POOL
 MARCH 10, 2006 THROUGH JUNE 4, 2006**

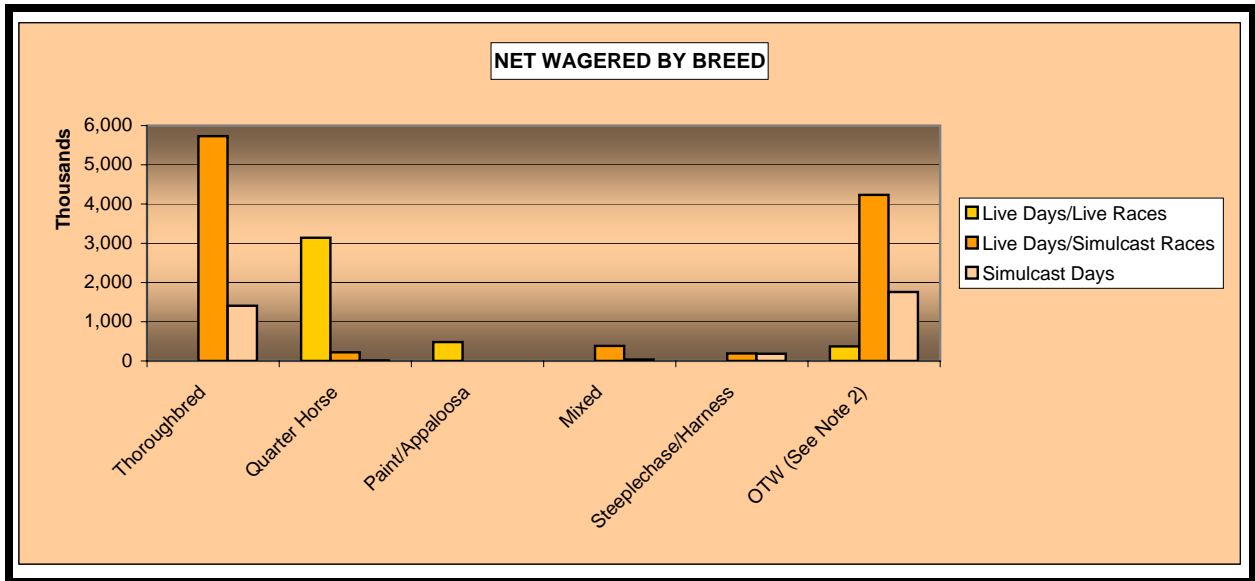
	Live Days						Simulcast Days				Total		Grand Total
	Live Races		Simulcast Races		Intrastate		Simulcast Races		Intrastate		On-Track	OTW	
	On-Track	OTW	On-Track	OTW	On-Track	OTW	On-Track	OTW	On-Track	OTW			
Win, Place, Show	\$1,460,248	\$72,854	\$1,526,532	\$1,078,362	\$20,570	\$41,092	\$341,355	\$421,419	\$735	\$1,047	\$3,349,440	\$1,614,774	\$4,964,214
Daily Double	28,458	3,449	95,561	33,181	1,190	1,360	32,692	14,901	2	0	157,903	52,891	210,794
Exacta	761,492	94,714	1,782,440	1,009,628	22,271	42,840	456,626	468,395	1,008	1,541	3,023,837	1,617,118	4,640,955
Quinella	120,631	4,920	49,313	17,790	3,733	5,548	7,362	9,952	158	173	181,197	38,383	219,580
Trifecta	760,779	107,062	1,934,969	1,358,185	22,713	50,157	526,485	588,443	582	1,024	3,245,528	2,104,870	5,350,398
Pick Three	13,542	2,212	254,638	95,033	137	190	60,857	45,887	0	0	329,174	143,322	472,496
Pick Four	0	0	177,172	101,627	286	407	49,154	33,823	0	0	226,612	135,857	362,469
Pick Five	0	0	0	0	0	0	0	0	0	0	0	0	0
Pick Six	8,410	625	132,140	59,407	0	12	32,129	16,344	0	0	172,679	76,388	249,067
Other Multiple Pick	0	0	0	0	0	0	0	0	0	0	0	0	0
Twin Trifecta	0	0	413	1,632	0	0	220	969	0	0	633	2,601	3,234
Superfecta	470,600	87,314	486,307	301,615	13,870	35,197	121,557	152,911	0	0	1,092,334	577,036	1,669,370
NET WAGERED	\$3,624,160	\$373,150	\$6,439,485	\$4,056,459	\$84,770	\$176,803	\$1,628,437	\$1,753,044	\$2,485	\$3,785	\$11,779,336	\$6,363,240	\$18,142,576

9



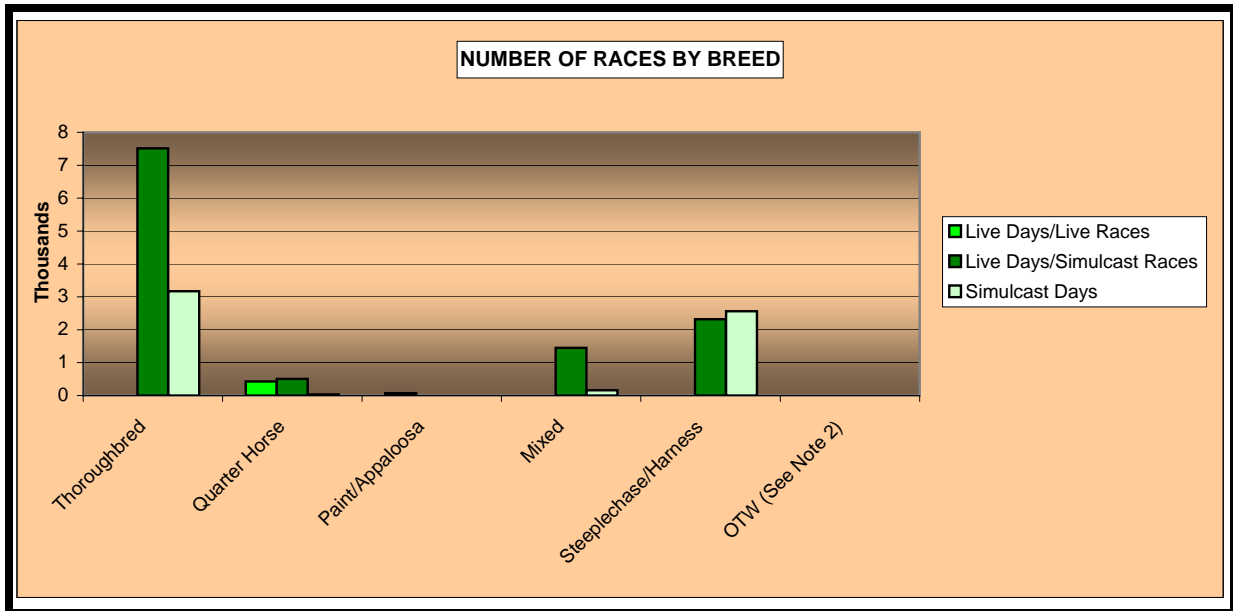
**OKLAHOMA HORSE RACING COMMISSION
 STATISTICAL REPORT OF OPERATIONS
 REMINGTON PARK - MIXED BREED RACE MEETING
 NET WAGERED BY BREED
 MARCH 10, 2006 THROUGH JUNE 4, 2006**

	Live Days		Simulcast Days	Total Live Races	Total Simulcast Races	Grand Total
	Live Races	Simulcast Races				
Thoroughbred	\$0	\$5,732,710	\$1,406,885	\$0	\$7,139,594	\$7,139,594
Quarter Horse	3,142,120	218,438	6,713	3,142,120	225,150	3,367,270
Paint/Appaloosa	482,040	0	0	482,040	0	482,040
Mixed	0	381,405	35,316	0	416,722	416,722
Steeplechase/Harness	0	191,702	182,007	0	373,709	373,709
OTW (See Note 2)	373,150	4,233,262	1,756,829	373,150	5,990,090	6,363,240
NET WAGERED	\$3,997,310	\$10,757,516	\$3,387,749	\$3,997,310	\$14,145,265	\$18,142,575



**OKLAHOMA HORSE RACING COMMISSION
 STATISTICAL REPORT OF OPERATIONS
 REMINGTON PARK - MIXED BREED RACE MEETING
 NUMBER OF RACES BY BREED
 MARCH 10, 2006 THROUGH JUNE 4, 2006**

	Live Days		Simulcast Days	Total Live Races	Total Simulcast Races	Grand Total
	Live Races	Simulcast Races				
Thoroughbred	0	7,513	3,170	0	10,683	10,683
Quarter Horse	428	506	36	428	542	970
Paint/Appaloosa	73	0	0	73	0	73
Mixed	0	1,447	161	0	1,608	1,608
Steeplechase/Harness	0	2,319	2,565	0	4,884	4,884
OTW (See Note 2)	0	0	0	0	0	0
NET WAGERED	501	11,785	5,932	501	17,717	18,218

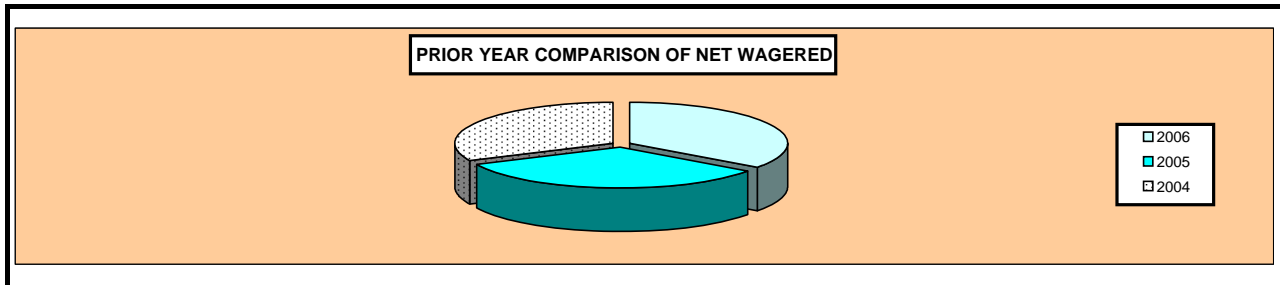


**OKLAHOMA HORSE RACING COMMISSION
STATISTICAL REPORT OF OPERATIONS
REMINGTON PARK - MIXED BREED RACE MEETING
OTHER STATISTICAL INFORMATION
MARCH 10, 2006 THROUGH JUNE 4, 2006**

	Live Days (See Note 5)	Simulcast Days (See Note 5)	Race Meeting Totals/Averages
Net Wagered	\$14,754,826	\$3,387,749	\$18,142,575
Attendance	269,992	99,239	369,231
Average Daily Attendance	5,400	2,682	4,244
Number of Race Days	50	37	87
Average Daily Handle	295,096.51	91,560.79	208,535.34
Average Daily Wagered Per Capita	54.65	34.14	49.14
LIVE RACES			
Average Wagered Per Race:			
Thoroughbred	0.00	0.00	0.00
Quarter Horse	7,341.40	0.00	7,341.40
Paint/Appaloosa	6,603.29	0.00	6,603.29
Mixed	0.00	0.00	0.00
Steeplechase/Harness	0.00	0.00	0.00
OTW	744.81	0.00	744.81
Average Races Per Day			
Thoroughbred	0.00	0.00	0.00
Quarter Horse	8.56	0.00	8.56
Paint/Appaloosa	1.46	0.00	1.46
Mixed	0.00	0.00	0.00
Steeplechase/Harness	0.00	0.00	0.00
OTW	10.02	0.00	10.02
SIMULCAST RACES			
Average Wagered Per Race:			
Thoroughbred	763.04	443.81	668.31
Quarter Horse	431.69	186.47	415.41
Paint/Appaloosa	0.00	0.00	0.00
Mixed	263.58	219.36	259.16
Steeplechase/Harness	82.67	70.96	76.52
OTW	359.21	296.16	338.10
Average Races Per Day			
Thoroughbred	150.26	85.68	122.79
Quarter Horse	10.12	0.97	6.23
Paint/Appaloosa	0.00	0.00	0.00
Mixed	28.94	4.35	18.48
Steeplechase/Harness	46.38	69.32	56.14
OTW	235.70	160.32	203.64
Federal Income Tax Withheld	\$45,520	\$6,475	\$51,995
State Income Tax Withheld	\$7,273	\$1,034	\$8,307

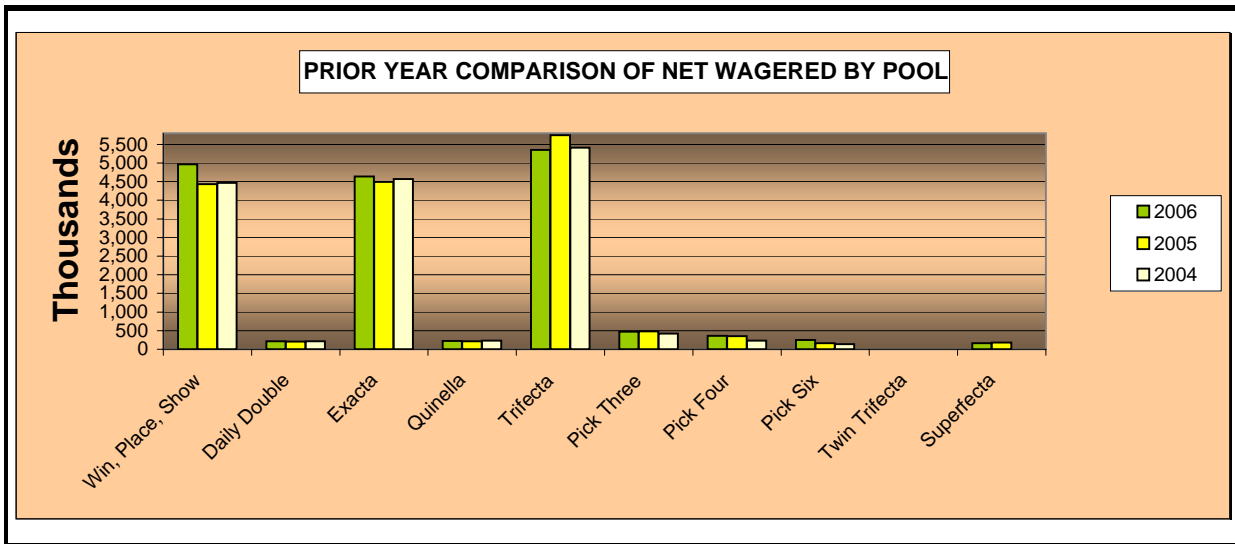
**OKLAHOMA HORSE RACING COMMISSION
 STATISTICAL REPORT OF OPERATIONS
 REMINGTON PARK - MIXED BREED RACE MEETING
 PRIOR YEAR COMPARISON - DISTRIBUTION SUMMARY OF NET WAGERED
 MARCH 10, 2006 THROUGH JUNE 4, 2006**

	2006	2005	2004	2006 to 2005 Increase (Decrease)	% Change	2005 to 2004 increase (Decrease)	% Change
NET WAGERED	\$18,142,575	\$17,267,351	\$16,544,051	\$875,224	5%	\$723,300	4%
COMMISSIONS:							
Licensee	1,798,795.56	1,567,771.26	1,390,244.57	231,024.30	15%	177,526.69	13%
Purses	1,582,195.51	1,413,160.61	1,299,647.09	169,034.90	12%	113,513.52	9%
Host Track	500,460.76	508,076.29	498,233.04	(7,615.53)	-1%	9,843.25	2%
State Tax	416,900.69	375,847.82	348,507.20	41,052.87	11%	27,340.62	8%
County Tax (See Note 4)	28,634.58	27,099.04	28,084.59	1,535.54	6%	(985.55)	-4%
City Tax (See Note 4)	28,634.58	27,099.04	28,084.59	1,535.54	6%	(985.55)	-4%
State Auditor Breeding Development Fund Special Account	14,431.16	14,731.29	16,508.41	(300.13)	-2%	(1,777.12)	-11%
	21,185.85	13,194.77	10,156.39	7,991.08	61%	3,038.38	30%
OTHERS:							
Breakage	81,453.36	76,412.25	83,765.84	5,041.11	7%	(7,353.59)	-9%
Unclaimed Tickets	0.00	0.00	0.00	0.00	0%	0.00	0%
TOTAL COMMISSIONS AND OTHERS	4,472,692.05	4,023,392.38	3,703,231.72	449,299.67	11.17%	320,160.66	9%
TOTAL COMMISSIONS RECEIVED FROM GUEST FACILITIES	612,796.83	325,923.41	194,555.74	286,873.42	88.02%	131,367.67	68%
NET PAID TO THE PUBLIC	\$18,755,371.8	\$17,593,274.2	16,738,606.7	1,162,097.62	6.61%	\$854,667.47	5%



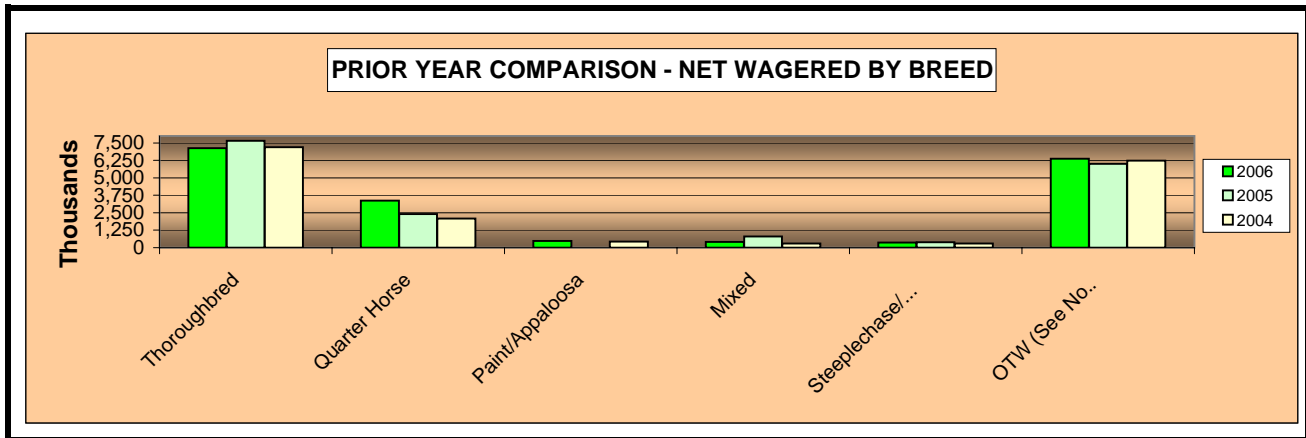
**OKLAHOMA HORSE RACING COMMISSION
 STATISTICAL REPORT OF OPERATIONS
 REMINGTON PARK - MIXED BREED RACE MEETING
 PRIOR YEAR COMPARISON - NET WAGERED BY POOL
 MARCH 10, 2006 THROUGH JUNE 4, 2006**

	2006	2005	2004	2006 to 2005 Increase (Decrease)	% Change	2005 to 2004 increase (Decrease)	% Change
Win, Place, Show	\$4,964,214	\$4,430,785	\$4,471,689	\$533,429	12%	(\$40,904)	-1%
Daily Double	210,794	207,395	215,955	3,399	2%	(8,560)	-4%
Exacta	4,640,955	4,492,547	4,573,429	148,408	3%	(80,882)	-2%
Quinella	219,580	217,218	234,886	2,362	1%	(17,668)	-8%
Trifecta	5,350,398	5,749,707	5,415,159	(399,309)	-7%	334,548	6%
Pick Three	472,496	483,406	422,474	(10,910)	-2%	60,932	14%
Pick Four	362,469	353,949	230,305	8,520	2%	123,644	54%
Pick Five	0	0	0	0	0%	0	0%
Pick Six	249,067	164,791	141,532	84,276	51%	23,259	16%
Other Multiple Pick	0	0	0	0	0%	0	0%
Twin Trifecta	3,234	3,078	1,064	156	5%	2,014	189%
Superfecta	1,669,370	1,164,475	837,558	504,895	43%	326,917	39%
NET WAGERED	\$18,142,576	\$17,267,350	\$16,544,051	\$875,226	5%	\$723,299	4%



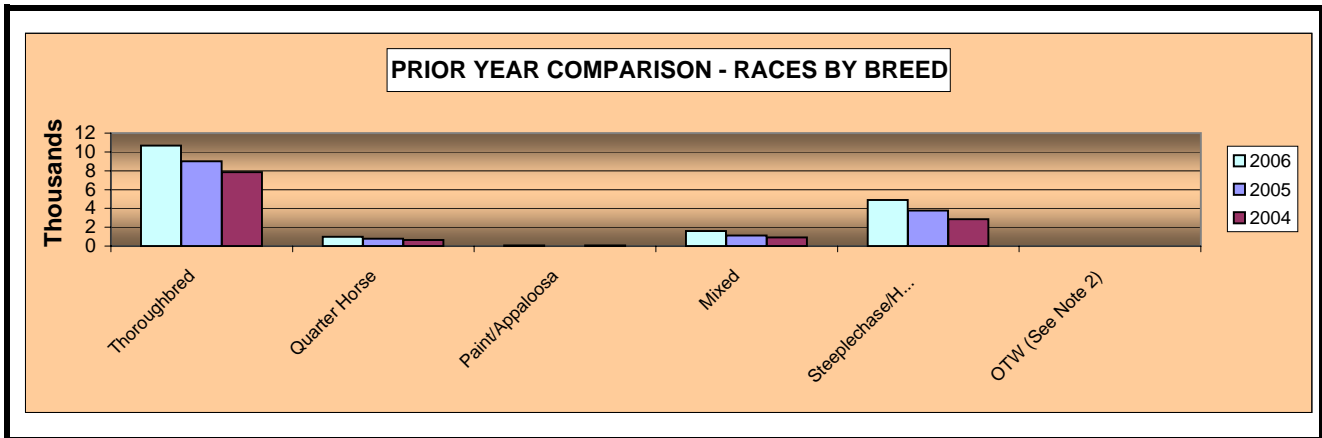
**OKLAHOMA HORSE RACING COMMISSION
 STATISTICAL REPORT OF OPERATIONS
 REMINGTON PARK - MIXED BREED RACE MEETING
 PRIOR YEAR COMPARISON - NET WAGERED BY BREED
 MARCH 10, 2006 THROUGH JUNE 4, 2006**

	2006	2005	2004	2006 to 2005 Increase (Decrease)	% Change	2005 to 2004 increase (Decrease)	% Change
Thoroughbred	\$7,139,594	\$7,656,116	\$7,206,810	(\$516,522)	-7%	\$449,306	6%
Quarter Horse	3,367,270	2,409,524	2,076,696	957,746	40%	332,828	16%
Paint/Appaloosa	482,040	0	440,254	482,040	100%	(440,254)	-100%
Mixed	416,722	808,002	287,369	(391,280)	-48%	520,633	181%
Steeplechase/Harness	373,709	387,602	307,979	(13,893)	-4%	79,623	26%
OTW (See Note 2)	6,363,240	6,006,107	6,224,943	357,133	6%	(218,836)	-4%
NET WAGERED	\$18,142,575	\$17,267,351	\$16,544,051	\$875,224	5%	\$723,300	4%



**OKLAHOMA HORSE RACING COMMISSION
 STATISTICAL REPORT OF OPERATIONS
 REMINGTON PARK - MIXED BREED RACE MEETING
 PRIOR YEAR COMPARISON - NUMBER OF RACES BY BREED
 MARCH 10, 2006 THROUGH JUNE 4, 2006**

	2006	2005	2004	2006 to 2005 Increase (Decrease)	% Change	2005 to 2004 increase (Decrease)	% Change
Thoroughbred	10,683	9,019	7,844	1,664	18%	1,175	15%
Quarter Horse	970	784	643	186	24%	141	22%
Paint/Appaloosa	73	0	62	73	100%	(62)	-100%
Mixed	1,608	1,114	926	494	44%	188	20%
Steeplechase/Harness	4,884	3,758	2,867	1,126	30%	891	31%
OTW (See Note 2)	0	0	0	0	0%	0	0%
NET WAGERED	18,218	14,675	12,342	3,543	24%	2,333	19%



**OKLAHOMA HORSE RACING COMMISSION
STATISTICAL REPORT OF OPERATIONS
REMINGTON PARK - MIXED BREED RACE MEETING
PRIOR YEAR COMPARISON - STATISTICAL INFORMATION
MARCH 10, 2006 THROUGH JUNE 4, 2006**

	2006	2005	2004	2006 to 2005 Increase (Decrease)	% Change	2005 to 2004 increase (Decrease)	% Change
Net Wagered	\$18,142,575	\$17,267,351	\$16,544,051	\$875,224.20	5.07%	\$723,300	4.37%
Attendance	369,231	68,931	59,928	300,300.00	435.65%	9003	15.02%
Average Daily Attendance	4,244.03	872.54	820.93	3,371.49	386.40%	51.61	6.29%
Number of Race Days	87	79	73	8.00	10.13%	6	8.22%
Average Daily Handle	\$208,535.34	\$218,574.06	\$226,630.84	(\$10,038.72)	-4.59%	(\$8,056.77)	-3.56%
Average Daily Wagered Per Capita	\$49.14	\$250.50	\$276.07	(\$201.37)	-80.38%	(\$25.56)	-9.26%
LIVE RACES							
Average Wagered Per Race:							
Thoroughbred	0.00	0.00	0.00	0.00	0.00%	0.00	0.00%
Quarter Horse	7,341.40	7,717.76	8,282.16	(376.35)	-4.88%	(564.40)	-6.81%
Paint/Appaloosa	6,603.29	0.00	7,100.87	6,603.29	100.00%	(7,100.87)	-100.00%
Mixed	0.00	7,296.95	0.00	(7,296.95)	0.00%	7,296.95	100.00%
Steeplechase/Harness	0.00	0.00	0.00	0.00	0.00%	0.00	0.00%
OTW	744.81	792.21	794.93	(47.40)	-5.98%	(2.72)	-0.34%
Average Races Per Day							
Thoroughbred	0.00	0	0	0.00	0.00%	0.00	0.00%
Quarter Horse	8.56	8.41	7.79	0.15	1.83%	0.62	7.91%
Paint/Appaloosa	1.46	0.00	2.21	1.46	0.00%	(2.21)	-100.00%
Mixed	0.00	1.81	0	(1.81)	0.00%	1.81	100.00%
Steeplechase/Harness	0.00	0.00	0	0.00	0.00%	0.00	0.00%
OTW	10.02	10.22	10	(0.20)	-1.94%	0.22	2.19%
SIMULCAST RACES							
Average Wagered Per Race:							
Thoroughbred	668.31	848.89	918.77	(180.57)	-21.27%	(69.88)	-7.61%
Quarter Horse	415.41	647.47	638.08	(232.07)	-35.84%	9.39	1.47%
Paint/Appaloosa	0.00	0.00	0.00	0.00	0.00%	0.00	0.00%
Mixed	259.16	364.37	310.33	(105.22)	-28.88%	54.04	17.41%
Steeplechase/Harness	76.52	103.14	107.42	(26.62)	-25.81%	(4.28)	-3.98%
OTW	338.10	400.55	497.63	(62.45)	-15.59%	(97.08)	-19.51%
Average Races Per Day							
Thoroughbred	122.79	114.16	107.45	8.63	7.56%	6.71	6.25%
Quarter Horse	6.23	6.52	5.82	(0.29)	-4.43%	0.70	12.01%
Paint/Appaloosa	0.00	0.00	0.00	0.00	0.00%	0.00	0.00%
Mixed	18.48	13.37	12.68	5.12	38.27%	0.69	5.42%
Steeplechase/Harness	56.14	47.57	39.27	8.57	18.01%	8.30	21.13%
OTW	203.64	181.62	165.23	22.02	12.13%	16.39	9.92%
Federal Income Tax Withheld	\$51,995.00	\$79,650.00	\$71,505.00	(\$27,655.00)	-34.72%	\$8,145.00	11.39%
State Income Tax Withheld	\$8,307.00	\$12,732.00	\$11,430.00	(\$4,425.00)	-34.75%	\$1,302.00	11.39%

ENDNOTES

NOTE 1

Handle for guest facilities are not considered a part of the total net wagered. Intrastate guest commissions are also reported as a Host payment from another in-state racing facility.

NOTE 2

Wagers and number of races placed at OTW sites are not available by breed at this time.

NOTE 3

2006 unclaimed tickets will be reported in the year-end report for all tracks.

NOTE 4

City and County tax amounts represent both live and simulcast races.

NOTE 5

Race day number totals, net wagered and attendance is a compilation of on-track and OTW amounts. Therefore, care must be taken when interpreting and analyzing averages.

APPENDIX

(TERMS, HEADINGS, AND TITLES)

APPALOOSA HORSE RACING The form of horse racing in which each participating horse is an Appaloosa registered with the Appaloosa Horse Club or any successor organization and mounted by a Jockey.

ARABIAN HORSE RACING The form of horse racing in which each participating horse is an Arabian registered with the Arabian Horse Club Registry of America and approved by the Arabian Horse Racing Association of America or any successor organization, mounted by a Jockey, and engaged in races on the flat over a distance of not less than one-quarter (1/4) mile or more than four (4) miles.

ATTENDANCE Attendance at licensed Oklahoma wagering sites as reported by individual associations or fairs.

BREEDING DEVELOPMENT FUND SPECIAL ACCOUNT (B.D.F.S.A.) All monies received by the Commission for deposit in the fund as revenue received from commissions on exotic wagering as determined by Oklahoma Statutes.

BREAKAGE The odd cents by which the amount payable on each dollar wagered exceeds a multiple of ten cents.

COMMISSIONS Takeout or monies withheld from pari-mutuel wagering as prescribed by Oklahoma Statutes.

EXOTIC POOLS Means the total wagers under the pari-mutuel system on the finishing position of two or more horses on one race or on the finishing position on one or more horses for two or more races.

GUEST FACILITY An association authorized by the Commission to offer, sell, cash, redeem, or exchange pari-mutuel tickets on races being run at a host association.

HOST TRACK An association conducting a licensed pari-mutuel meeting from which authorized contests or entire performances are simulcast.

INTERSTATE Refers to between states, i.e. Wagering conducted by a betting system outside the State of Oklahoma on the results of one or more races running at an Oklahoma host association.

APPENDIX

(TERMS, HEADINGS, AND TITLES)

INTRASTATE Refers to within the State, i.e. the exchange of live racing programs between any Oklahoma racing associations for the purpose of wagering.

LICENSEE A pari-mutuel organization granted a license by the Oklahoma Horse Racing Commission to conduct pari-mutuel racing.

LOCAL TAX (CITY/COUNTY) Additional takeout designated for distribution to local municipalities. Local municipalities receive a distribution of total monies wagered at an off-track wagering facility as designated by law.

NET PAID TO PUBLIC Winnings from pari-mutuel wagers returned to the public.

NET WAGERED The Net Wagered column includes all common pool wagering accepted by Oklahoma organizational licenses on live and simulcast races.

OFF-TRACK WAGERING (OTW) Any organization licensee shall file with the Oklahoma Horse Racing Commission its plan to conduct pari-mutuel wagering at a facility or facilities located outside the organization licensee's racing enclosure.

OKLAHOMA BRED PROGRAM An accredited Oklahoma-Bred horse shall mean an Arabian, Appaloosa, Quarter, Paint, Pinto, Thoroughbred, and any other breed not otherwise specified in the Act, and which meets certain requirements.

ON-TRACK Refers to activity at the host track facility.

PAINT HORSE RACING The form of horse racing in which each participating horse is a Paint horse registered with the American Paint Horse Association or any successor organization and mounted by a Jockey.

PARI-MUTUEL A form of wagering on the outcome of horse races whereby wagers are placed into wagering pools; win, place, show, or other pools designating the finishing position of two or more horses in a race or races. When the outcome of the race or races has been declared official, wagers comprising each pool are distributed as winnings less the amounts retained as takeout: licensee, purses, host, etc.

APPENDIX

(TERMS, HEADINGS, AND TITLES)

PARI-MUTUEL SYSTEM OF WAGERING A form of wagering on the outcome of horse races in which those who wager purchase tickets of various denominations on a horse or horses.

PARI-MUTUEL TAX Tax portion of monies wagered retained by the State of Oklahoma from pari-mutuel wagering.

PER CAPITA Per capita, total wagers divided by total attendance.

PINTO HORSE RACING The form of horse racing in which each participating horse is a Pinto horse registered with the Pinto Horse Association of American, Inc., or any successor organization and mounted by a Jockey.

PURSES Portion of the takeout retained by horsemen from pari-mutuel wagering as determined by Oklahoma Statutes.

QUARTER HORSE RACING The form of horse racing in which each participating horse is a Quarter Horse registered with the American Quarter Horse Association or any successor organization, mounted by a Jockey, and engaged in a race on the flat.

RACE DAY A day during which horse races are conducted.

RACE MEETING The entire period of time not to exceed twenty (20) calendar days separating any race days for which an organization license has been granted to a person by the Commission to hold horse racing where a pari-mutuel system of wagering is conducted.

APPENDIX

(TERMS, HEADINGS, AND TITLES)

SIMULCAST Means audio-visual transmission of a race meeting to off-track betting systems for the purpose of accepting wagers on the results of horse racing events. May include the transmission of pari-mutuel wagering odds, amounts wagered and the payoffs of such events, and other horse racing programming relating to the racehorses or participants.

SIMULCAST DAYS Days when the organization licensee is not conducting live racing, the licensee may accept wagers on the results of not more than six out-of-state full racing programs.

STATE AUDITOR FEE The State Auditor and Inspector receives one-tenth of one percent (1/10th of 1%) of total monies wagered at the racing enclosure on out-of-state simulcast races as well as OTW facilities on all races.

THOROUGHBRED HORSE RACING The form of horse racing in which each participating horse is a Thoroughbred horse registered with The Jockey Club or any successor organization, mounted by a Jockey, and engaged in races on the flat.

UNCLAIMED TICKETS Tickets must be cashed within sixty (60) days after their purchase. Any unclaimed proceeds will be deposited into the Oklahoma Breeding Development Fund Special Account on a calendar quarterly basis.

WIN, PLACE, SHOW (WPS) The total wagers under the pari-mutuel system on any horse in a particular race to finish first, second, or third.



OFFICE OF THE STATE AUDITOR & INSPECTOR
2300 NORTH LINCOLN BOULEVARD, ROOM 100
OKLAHOMA CITY, OKLAHOMA 73105-4896
405-521-3495

WWW.SALSTATE.OK.US