

**BLUE RIBBON
DOWNS
RACINO, WILL
ROGERS DOWNS
AND REMINGTON
PARK**

AUGUST 2008

**GAMING
AUDIT**



Oklahoma State Auditor
& Inspector

**OKLAHOMA HORSE RACING COMMISSION
STATISTICAL REPORT OF GAMING OPERATIONS
BLUE RIBBON DOWNS RACINO, WILL ROGERS DOWNS
AND REMINGTON PARK
AUGUST 2008**

This publication is printed and issued by the State Auditor and Inspector as authorized by 74 O.S. 2001, § 212 and 74 O.S. 2001, § 3105. Forty copies have been prepared and distributed at a cost of \$81.95. Copies have been deposited with the Publications Clearinghouse of the Oklahoma Department of Libraries.



STATE OF OKLAHOMA
OFFICE OF THE AUDITOR AND INSPECTOR

Steve Burrage, CPA
State Auditor and Inspector

September 12, 2008

**TO THE MEMBERS OF THE OKLAHOMA
HORSE RACING COMMISSION**

Transmitted herewith is the Statistical Report of Gaming Operations for Blue Ribbon Downs Racino, Will Rogers Downs and Remington Park for the month of August 2008, which is the result of our monitoring and data accumulation.

We wish to take this opportunity to express our appreciation for the assistance and cooperation extended to our office during this time.

The Office of the State Auditor and Inspector is committed to serve the public interest by providing independent oversight by issuing reports that serve as a management tool to the state. Our goal is to ensure a government, which is accountable to the people of the State of Oklahoma.

Sincerely,

A handwritten signature in blue ink that reads "Steve Burrage".

STEVE BURRAGE, CPA
STATE AUDITOR & INSPECTOR

A handwritten signature in blue ink that reads "Michelle R. Day".

MICHELLE R. DAY, ESQ.
DEPUTY STATE AUDITOR & INSPECTOR

**OKLAHOMA HORSE RACING COMMISSION
STATISTICAL REPORT OF GAMING OPERATIONS
BLUE RIBBON DOWNS RACINO, WILL ROGERS DOWNS AND REMINGTON PARK
FOR THE MONTH OF AUGUST 2008**

TABLE OF CONTENTS

	<u>PAGE</u>
STATE AUDITOR AND INSPECTOR LETTER	4
STATISTICAL REPORT OF GAMING OPERATIONS	5



STATE OF OKLAHOMA
OFFICE OF THE AUDITOR AND INSPECTOR

Steve Burrage, CPA
State Auditor and Inspector

**TO THE MEMBERS OF THE OKLAHOMA
HORSE RACING COMMISSION**

We compiled the information presented in this report from the statistical data obtained from the gaming vendors and licensees located at Blue Ribbon Downs Racino, Will Rogers Downs and Remington Park for the month of August 2008.

We were not engaged to perform an audit in accordance with generally accepted auditing standards, the objective of which would be the expression of an opinion on specified elements or accounts. Accordingly, we do not express such an opinion. This report relates only to the procedures specified above and does not extend to any financial statements of the racetracks or racinos taken as a whole.

In planning and performing these procedures, we considered the internal control structure of the gaming departments; however, our procedures were substantially less in scope than the procedures we would have applied if we had been engaged to express an opinion on the internal controls. Accordingly, we do not express an opinion on their internal control structure.

Sincerely,

A handwritten signature in blue ink that reads "Steve Burrage".

STEVE BURRAGE, CPA
STATE AUDITOR & INSPECTOR

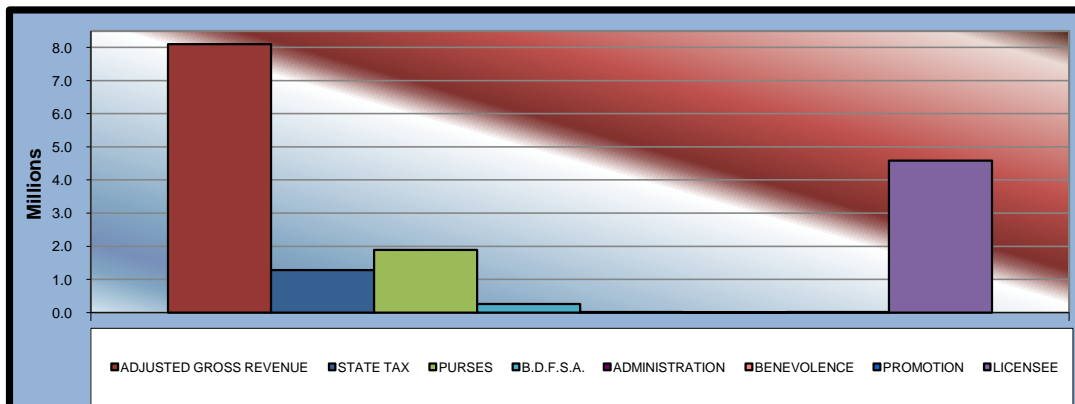
A handwritten signature in blue ink that reads "Michelle R. Day".

MICHELLE R. DAY, ESQ.
DEPUTY STATE AUDITOR & INSPECTOR

September 5, 2008

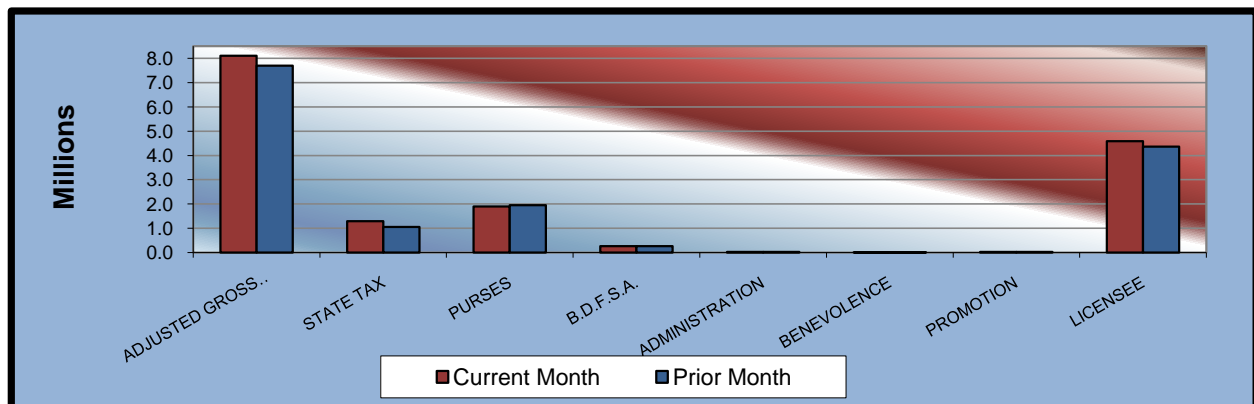
OKLAHOMA STATE AUDITOR & INSPECTOR
GAMING AT OKLAHOMA HORSE RACING TRACKS
August 2008

	<u>TOTAL</u>	<u>BLUE RIBBON DOWNS</u>	<u>WILL ROGERS DOWNS</u>	<u>REMINGTON PARK</u>
Gaming Days This Month	93	31	31	31
Opening Date		10/17/05	12/09/05	11/21/05
Adjusted Gross Revenue	<u>\$8,100,545.35</u>	<u>\$440,279.09</u>	<u>\$1,758,914.00</u>	<u>\$5,901,352.26</u>
State Tax				
Higher Education Trust Fund	154,558.02	5,283.35	21,106.97	128,167.70
Education Reform	1,133,425.42	38,744.56	154,784.43	939,896.43
Purse Fund				
<u>Purses</u>				
Thoroughbred	927,609.03	42,349.35	206,584.45	678,675.23
Quarterhorse	843,357.39	43,835.29	210,146.25	589,375.85
Paint & Appaloosa	126,689.18	9,741.17	46,699.17	70,248.84
<u>Breeding Development Fund</u>				
<u>Special Account</u>				
Thoroughbred	126,129.04	5,943.77	24,932.61	95,252.66
Quarterhorse	132,987.89	4,457.83	21,370.81	107,159.25
Paint & Appaloosa	12,883.65	990.63	4,749.07	7,143.95
<u>Administration</u>				
Thoroughbred	10,807.56	495.31	2,374.53	7,937.72
Quarterhorse	10,013.79	495.31	2,374.53	7,143.95
Paint & Appaloosa	1,431.51	110.07	527.67	793.77
<u>Benevolence</u>				
Thoroughbred	5,403.79	247.66	1,187.27	3,968.86
Quarterhorse	5,006.90	247.66	1,187.27	3,571.97
Paint & Appaloosa	715.77	55.03	263.84	396.90
<u>Promotions</u>				
Thoroughbred	10,807.56	495.31	2,374.53	7,937.72
Quarterhorse	10,013.79	495.31	2,374.53	7,143.95
Paint & Appaloosa	1,431.51	110.07	527.67	793.77
Licensee	\$4,587,273.55	\$286,181.41	\$1,055,348.40	\$3,245,743.74



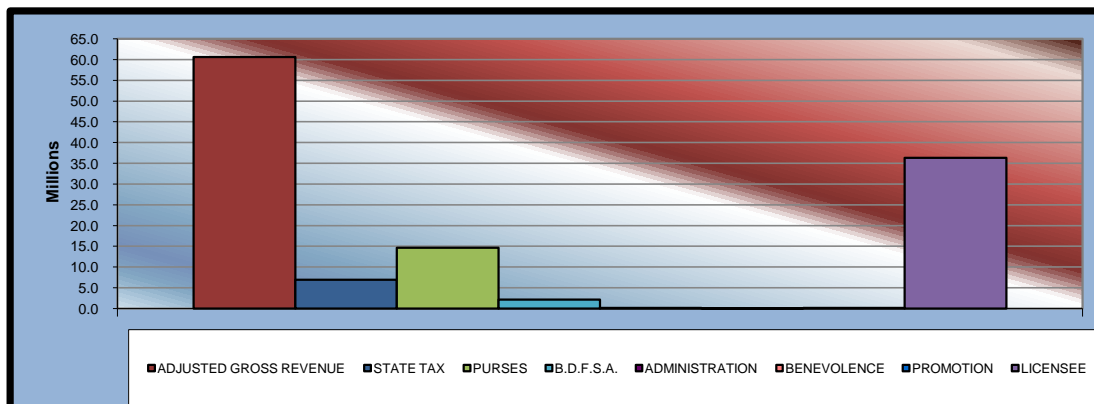
OKLAHOMA STATE AUDITOR & INSPECTOR
GAMING AT OKLAHOMA HORSE RACING TRACKS
August 2008

	<u>TOTAL</u>	<u>PRIOR MONTH</u>	<u>% CHANGE</u>	<u>PRIOR YEAR</u>	<u>% CHANGE</u>
Gaming Days	93	93	0.00%	93	0.00%
Opening Date					
Adjusted Gross Revenue	\$8,100,545.35	\$7,697,197.23	5.24%	\$6,664,730.46	21.54%
State Tax					
Higher Education Trust Fund	154,558.02	126,048.81	22.62%	107,858.26	43.30%
Education Reform	1,133,425.42	924,357.94	22.62%	790,960.60	43.30%
Purse Fund					
<u>Purses</u>					
Thoroughbred	927,609.03	956,799.55	-3.05%	667,768.74	38.91%
Quarterhorse	843,357.39	866,786.03	-2.70%	750,283.17	12.41%
Paint & Appaloosa	126,689.18	128,201.43	-1.18%	113,406.22	11.71%
Breeding Development Fund					
<u>Special Account</u>					
Thoroughbred	126,129.04	130,330.66	-3.22%	268,243.39	-52.98%
Quarterhorse	132,987.89	138,243.22	-3.80%	117,767.80	12.92%
Paint & Appaloosa	12,883.65	13,037.44	-1.18%	11,532.84	11.71%
<u>Administration</u>					
Thoroughbred	10,807.56	11,150.05	-3.07%	9,600.12	12.58%
Quarterhorse	10,013.79	10,307.99	-2.85%	8,903.09	12.48%
Paint & Appaloosa	1,431.51	1,448.60	-1.18%	1,281.43	11.71%
<u>Benevolence</u>					
Thoroughbred	5,403.79	5,575.04	-3.07%	4,800.06	12.58%
Quarterhorse	5,006.90	5,154.00	-2.85%	4,451.54	12.48%
Paint & Appaloosa	715.77	724.32	-1.18%	640.72	11.71%
<u>Promotions</u>					
Thoroughbred	10,807.56	11,150.05	-3.07%	9,600.12	12.58%
Quarterhorse	10,013.79	10,307.99	-2.85%	8,903.09	12.48%
Paint & Appaloosa	1,431.51	1,448.60	-1.18%	1,281.43	11.71%
Licensee	\$4,587,273.55	\$4,356,125.51	5.31%	\$3,787,447.84	21.12%



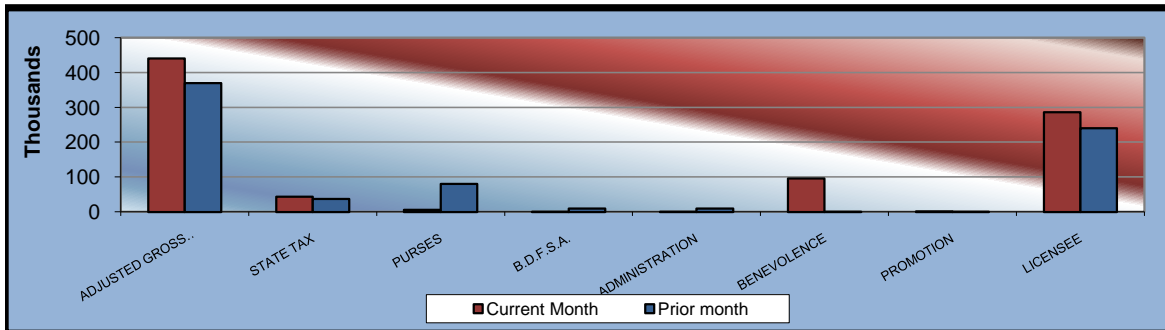
**OKLAHOMA STATE AUDITOR & INSPECTOR
GAMING AT OKLAHOMA HORSE RACING TRACKS
CALENDAR 2008**

	<u>TOTAL</u>	<u>BLUE RIBBON DOWNS</u>	<u>WILL ROGERS DOWNS</u>	<u>REMINGTON PARK</u>
Gaming Days This Year	732	244	244	244
Opening Date		10/17/05	12/09/05	11/21/05
Adjusted Gross Revenue	<u>\$60,630,677.88</u>	<u>\$2,967,599.42</u>	<u>\$14,005,852.68</u>	<u>\$43,657,225.78</u>
State Tax				
Higher Education Trust Fund	831,454.84	35,611.19	168,070.23	627,773.42
Education Reform	6,097,335.54	261,148.76	1,232,515.05	4,603,671.73
Purse Fund				
<u>Purses</u>				
Thoroughbred	7,108,177.46	285,445.97	1,301,865.48	5,520,866.01
Quarterhorse	6,564,122.15	295,461.61	1,474,224.29	4,794,436.25
Paint & Appaloosa	964,721.55	65,658.13	327,605.39	571,458.03
Breeding Development Fund				
<u>Special Account</u>				
Thoroughbred	1,137,200.87	40,062.60	322,279.89	774,858.38
Quarterhorse	1,051,683.75	30,046.95	149,921.11	871,715.69
Paint & Appaloosa	98,107.32	6,677.11	33,315.82	58,114.39
<u>Administration</u>				
Thoroughbred	84,567.95	3,338.54	16,657.88	64,571.53
Quarterhorse	78,110.81	3,338.54	16,657.88	58,114.39
Paint & Appaloosa	10,900.78	741.89	3,701.74	6,457.15
<u>Benevolence</u>				
Thoroughbred	42,284.00	1,669.28	8,328.96	32,285.76
Quarterhorse	39,055.42	1,669.28	8,328.96	29,057.18
Paint & Appaloosa	5,450.44	370.98	1,850.87	3,228.59
<u>Promotions</u>				
Thoroughbred	84,567.96	3,338.54	16,657.88	64,571.54
Quarterhorse	78,110.81	3,338.54	16,657.88	58,114.39
Paint & Appaloosa	10,900.79	741.89	3,701.74	6,457.16
Licensee	\$36,343,925.45	\$1,928,939.64	\$8,903,511.62	\$25,511,474.19



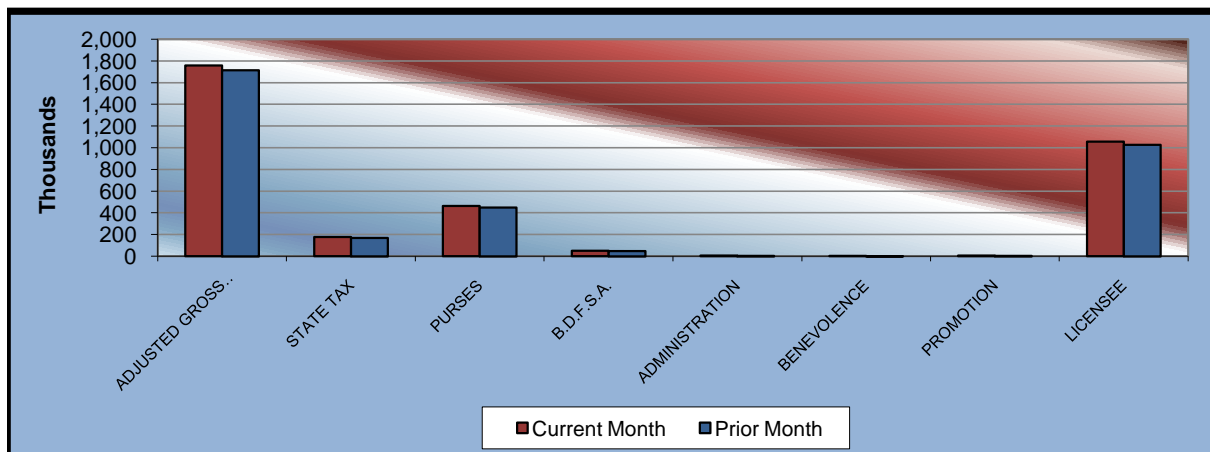
OKLAHOMA STATE AUDITOR & INSPECTOR
GAMING AT OKLAHOMA HORSE RACING TRACKS
August 2008

<u>Blue Ribbon Downs</u>	<u>CURRENT</u>	<u>PRIOR</u>	<u>%</u>	<u>AUGUST</u>	<u>%</u>
	<u>MONTH</u>	<u>MONTH</u>	<u>CHANGE</u>	<u>2007</u>	<u>CHANGE</u>
Gaming Days	31	31	0.00%	31	0.00%
Opening Date	10/17/2005				
Adjusted Gross Revenue	\$440,279.09	\$369,883.72	19.03%	\$419,107.56	5.05%
<u>State Tax</u>					
Higher Education Trust Fund	5,283.35	4,438.60	19.03%	5,029.29	5.05%
Education Reform	38,744.56	32,549.77	19.03%	36,881.47	5.05%
<u>Purse Fund</u>					
<u>Purses</u>					
Thoroughbred	42,349.35	35,578.19	19.03%	30,411.49	39.25%
Quarterhorse	43,835.29	36,826.55	19.03%	41,727.40	5.05%
Paint & Appaloosa	9,741.17	8,183.67	19.03%	9,272.75	5.05%
Breeding Development Fund					
<u>Special Account</u>					
Thoroughbred	5,943.77	4,993.43	19.03%	15,559.37	-61.80%
Quarterhorse	4,457.83	3,745.07	19.03%	4,243.46	5.05%
Paint & Appaloosa	990.63	832.24	19.03%	942.99	5.05%
<u>Administration</u>					
Thoroughbred	495.31	416.12	19.03%	471.50	5.05%
Quarterhorse	495.31	416.12	19.03%	471.50	5.05%
Paint & Appaloosa	110.07	92.47	19.03%	104.78	5.05%
<u>Benevolence</u>					
Thoroughbred	247.66	208.06	19.03%	235.74	5.06%
Quarterhorse	247.66	208.06	19.03%	235.74	5.06%
Paint & Appaloosa	55.03	46.24	19.01%	52.39	5.04%
<u>Promotions</u>					
Thoroughbred	495.31	416.12	19.03%	471.50	5.05%
Quarterhorse	495.31	416.12	19.03%	471.50	5.05%
Paint & Appaloosa	110.07	92.47	19.03%	104.78	5.05%
Licensee	\$286,181.41	\$240,424.42	19.03%	\$272,419.91	5.05%



**OKLAHOMA STATE AUDITOR & INSPECTOR
GAMING AT OKLAHOMA HORSE RACING TRACKS
August 2008**

<u>Will Rogers Downs</u>	<u>CURRENT MONTH</u>	<u>PRIOR MONTH</u>	<u>% CHANGE</u>	<u>AUGUST 2007</u>	<u>% CHANGE</u>
Gaming Days	31	31	0.00%	31	0.00%
Opening Date	12/09/05				
Adjusted Gross Revenue	\$1,758,914.00	\$1,713,573.08	2.65%	\$1,598,706.72	10.02%
State Tax					
Higher Education Trust Fund	21,106.97	20,562.88	2.65%	19,184.48	10.02%
Education Reform	154,784.43	150,794.43	2.65%	140,686.19	10.02%
Purse Fund					
<u>Purses</u>					
Thoroughbred	206,584.45	201,259.15	2.65%	187,768.11	10.02%
Quarterhorse	210,146.25	204,729.14	2.65%	191,005.49	10.02%
Paint & Appaloosa	46,699.17	45,495.36	2.65%	42,445.66	10.02%
Breeding Development Fund					
<u>Special Account</u>					
Thoroughbred	24,932.61	24,289.90	2.65%	22,661.67	10.02%
Quarterhorse	21,370.81	20,819.91	2.65%	19,424.29	10.02%
Paint & Appaloosa	4,749.07	4,626.65	2.65%	4,316.51	10.02%
<u>Administration</u>					
Thoroughbred	2,374.53	2,313.32	2.65%	2,158.25	10.02%
Quarterhorse	2,374.53	2,313.32	2.65%	2,158.25	10.02%
Paint & Appaloosa	527.67	514.07	2.65%	479.61	10.02%
<u>Benevolence</u>					
Thoroughbred	1,187.27	1,156.67	2.65%	1,079.13	10.02%
Quarterhorse	1,187.27	1,156.67	2.65%	1,079.13	10.02%
Paint & Appaloosa	263.84	257.05	2.64%	239.81	10.02%
<u>Promotions</u>					
Thoroughbred	2,374.53	2,313.32	2.65%	2,158.25	10.02%
Quarterhorse	2,374.53	2,313.32	2.65%	2,158.25	10.02%
Paint & Appaloosa	527.67	514.07	2.65%	479.61	10.02%
Licensee	\$1,055,348.40	\$1,028,143.85	2.65%	\$959,224.03	10.02%



OKLAHOMA STATE AUDITOR & INSPECTOR
GAMING AT OKLAHOMA HORSE RACING TRACKS
August 2008

Remington Park

	<u>CURRENT</u> <u>MONTH</u>	<u>PRIOR</u> <u>MONTH</u>	<u>%</u> <u>CHANGE</u>	<u>AUGUST</u> <u>2007</u>	<u>%</u> <u>CHANGE</u>
Gaming Days	31	31	0.00%	31	0.00%
Opening Date	11/21/05				

Adjusted Gross Revenue	\$5,901,352.26	\$5,613,740.43	5.12%	\$4,646,916.18	27.00%
------------------------	----------------	----------------	-------	----------------	--------

State Tax

Higher Education Trust Fund	128,167.70	101,047.33	26.84%	83,644.49	53.23%
Education Reform	939,896.43	741,013.74	26.84%	613,392.94	53.23%

Purse Fund

Purses

Thoroughbred	678,675.23	719,962.21	-5.73%	449,589.14	50.95%
Quarterhorse	589,375.85	625,230.34	-5.73%	517,550.28	13.88%
Paint & Appaloosa	70,248.84	74,522.40	-5.73%	61,687.81	13.88%

Breeding Development Fund

Special Account

Thoroughbred	95,252.66	101,047.33	-5.73%	230,022.35	-58.59%
Quarterhorse	107,159.25	113,678.24	-5.73%	94,100.05	13.88%
Paint & Appaloosa	7,143.95	7,578.55	-5.73%	6,273.34	13.88%

Administration

Thoroughbred	7,937.72	8,420.61	-5.73%	6,970.37	13.88%
Quarterhorse	7,143.95	7,578.55	-5.73%	6,273.34	13.88%
Paint & Appaloosa	793.77	842.06	-5.73%	697.04	13.88%

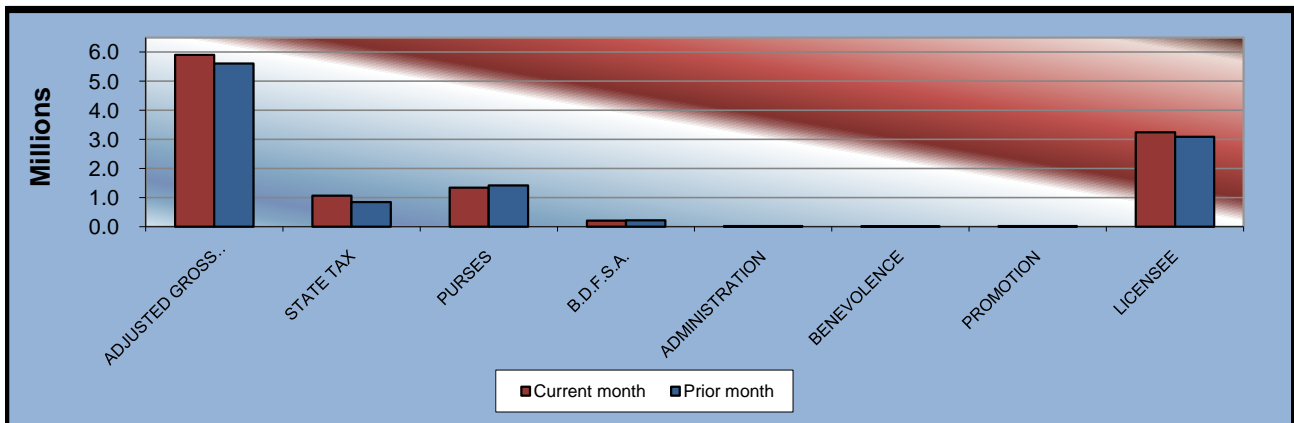
Benevolence

Thoroughbred	3,968.86	4,210.31	-5.73%	3,485.19	13.88%
Quarterhorse	3,571.97	3,789.27	-5.73%	3,136.67	13.88%
Paint & Appaloosa	396.90	421.03	-5.73%	348.52	13.88%

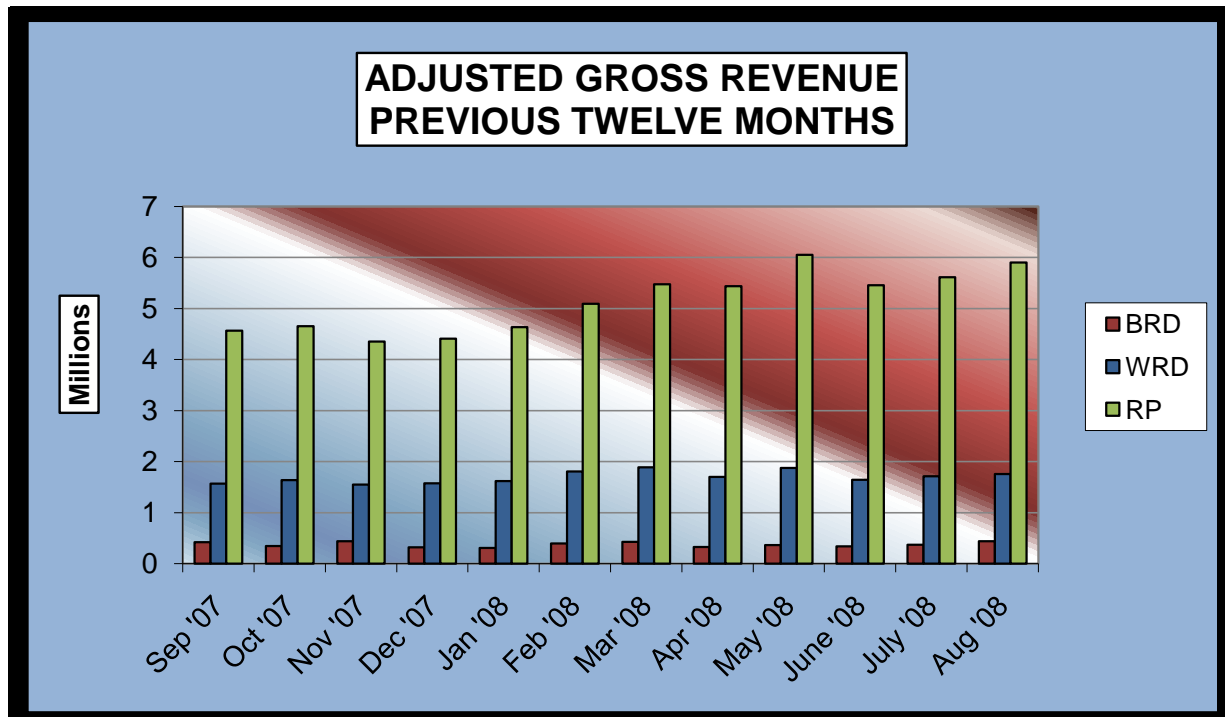
Promotions

Thoroughbred	7,937.72	8,420.61	-5.73%	6,970.37	13.88%
Quarterhorse	7,143.95	7,578.55	-5.73%	6,273.34	13.88%
Paint & Appaloosa	793.77	842.06	-5.73%	697.04	13.88%

Licensee	\$3,245,743.74	\$3,087,557.24	5.12%	\$2,555,803.90	27.00%
-----------------	-----------------------	-----------------------	--------------	-----------------------	---------------



**OKLAHOMA STATE AUDITOR & INSPECTOR
GAMING AT OKLAHOMA HORSE RACING TRACKS
August 2008**





**OFFICE OF THE STATE AUDITOR AND INSPECTOR
2300 N. LINCOLN BOULEVARD, ROOM 100
OKLAHOMA CITY, OK 73105-4896**

WWW.SAI.STATE.OK.US