

CONTRACT AUDIT

**OKLAHOMA HORSE RACING COMMISSION
AUDIT REPORT OF GAMING OPERATIONS
WILL ROGERS DOWNS AND REMINGTON PARK**

July 2013



Oklahoma State
Auditor & Inspector
Gary A. Jones, CPA, CFE

**OKLAHOMA HORSE RACING COMMISSION
AUDIT REPORT OF GAMING OPERATIONS
WILL ROGERS DOWNS AND REMINGTON PARK
JULY 2013**

This publication, issued by the Oklahoma State Auditor and Inspector's Office as authorized by 74 O.S. § 212, has not been printed, but is available on the agency's website (www.sai.ok.gov) and in the Oklahoma Department of Libraries Publications Clearinghouse Digital Collection, pursuant to 74 O.S. § 3105.B.



Oklahoma State Auditor & Inspector

2300 N. Lincoln Blvd. • State Capitol, Room 100 • Oklahoma City, OK 73105 • Phone: 405.521.3495 • Fax: 405.521.3426

August 14, 2013

**TO THE MEMBERS OF THE OKLAHOMA
HORSE RACING COMMISSION**

Transmitted herewith is the Audit Report of Gaming Operations for Will Rogers Downs and Remington Park for the month of July 2013. The report is the result of our monitoring and data accumulation in accordance with the State Auditor and Inspector's contract with the Oklahoma Horse Racing Commission (OHRC) and Title 3A of the Oklahoma Statutes for Gaming.

The goal of the State Auditor and Inspector is to promote accountability and fiscal integrity in state and local government. Maintaining our independence as we provide this service to the taxpayers of Oklahoma is of utmost importance.

We wish to take this opportunity to express our appreciation for the assistance and cooperation extended to our Office during our engagement.

Sincerely,

A handwritten signature in blue ink that reads "Gary A. Jones".

GARY A. JONES, CPA, CFE
OKLAHOMA STATE AUDITOR & INSPECTOR

**OKLAHOMA HORSE RACING COMMISSION
Audit Report of Gaming Operations
Will Rogers Downs and Remington Park
For the Month of July 2013**

TABLE OF CONTENTS

	<u>PAGE</u>
STATE AUDITOR AND INSPECTOR LETTER.....	4
AUDIT REPORT OF GAMING OPERATIONS.....	5



Oklahoma State Auditor & Inspector

2300 N. Lincoln Blvd. • State Capitol, Room 100 • Oklahoma City, OK 73105 • Phone: 405.521.3495 • Fax: 405.521.3426

TO THE MEMBERS OF THE OKLAHOMA HORSE RACING COMMISSION

We performed an audit in accordance with the OHRC Gaming Contract and Title 3A of the Oklahoma Statutes. The information presented in this report is derived from gaming data obtained from the gaming vendors and licensees located at Will Rogers Downs and Remington Park for the month of July 2013.

Because our procedures do not constitute an audit conducted in accordance with generally accepted auditing standards, we do not express such an opinion on the information. This report relates only to this information and does not extend to any financial statements of the racetracks or racinos.

In planning and performing these procedures, we considered the internal control structure of the gaming departments; however, our procedures were substantially less in scope than the procedures we would have applied if we had been engaged to express an opinion on the internal controls. Accordingly, we do not express an opinion on their internal control structure.

Sincerely,

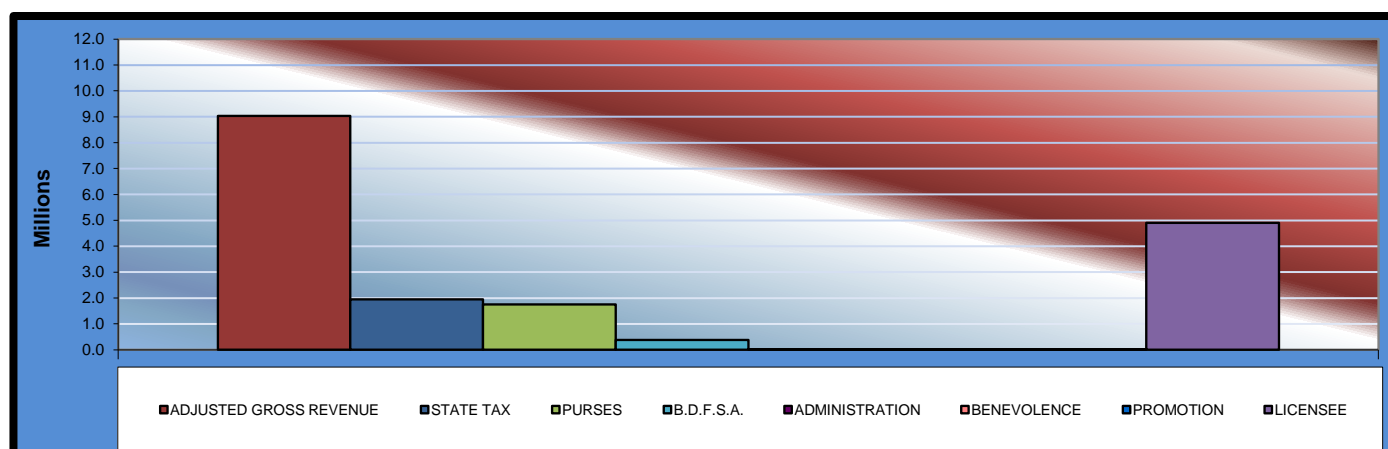
A handwritten signature in blue ink, appearing to read "Gary A. Jones".

GARY A. JONES, CPA, CFE
OKLAHOMA STATE AUDITOR & INSPECTOR

August 14, 2013

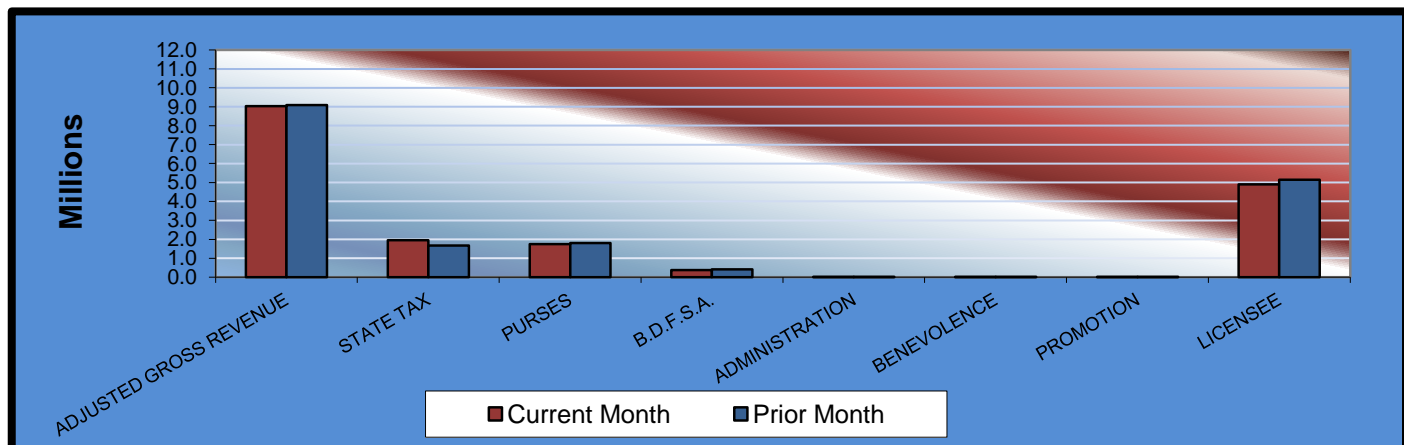
**OKLAHOMA STATE AUDITOR & INSPECTOR
GAMING AT OKLAHOMA HORSE RACING TRACKS
JULY 2013**

	<u>TOTAL</u>	<u>WILL ROGERS DOWNS</u>	<u>REMINGTON PARK</u>
Gaming Days This Month	62	31	31
Opening Date		12/09/05	11/21/05
Adjusted Gross Revenue	<u>\$9,041,214.60</u>	<u>\$1,445,513.50</u>	<u>\$7,595,701.10</u>
State Tax			
Higher Education Trust Fund	233,544.20	17,346.16	216,198.04
Education Reform	1,712,657.46	127,205.19	1,585,452.27
Purse Fund			
<u>Purses</u>			
Thoroughbred	886,171.40	187,497.49	698,673.91
Quarterhorse	768,825.64	171,657.19	597,168.45
Paint & Appaloosa	96,849.93	19,073.03	77,776.90
<u>Breeding Development Fund</u>			
<u>Special Account</u>			
Thoroughbred	180,819.33	22,629.01	158,190.32
Quarterhorse	191,466.01	17,456.66	174,009.35
Paint & Appaloosa	9,849.15	1,939.63	7,909.52
<u>Administration</u>			
Thoroughbred	10,943.49	2,155.14	8,788.35
Quarterhorse	9,849.15	1,939.63	7,909.52
Paint & Appaloosa	1,094.35	215.51	878.84
<u>Benevolence</u>			
Thoroughbred	5,471.75	1,077.57	4,394.18
Quarterhorse	4,924.57	969.81	3,954.76
Paint & Appaloosa	547.18	107.76	439.42
<u>Promotions</u>			
Thoroughbred	10,943.49	2,155.14	8,788.35
Quarterhorse	9,849.15	1,939.63	7,909.52
Paint & Appaloosa	1,094.35	215.51	878.84
Licensee	\$4,906,314.00	\$869,933.44	\$4,036,380.56



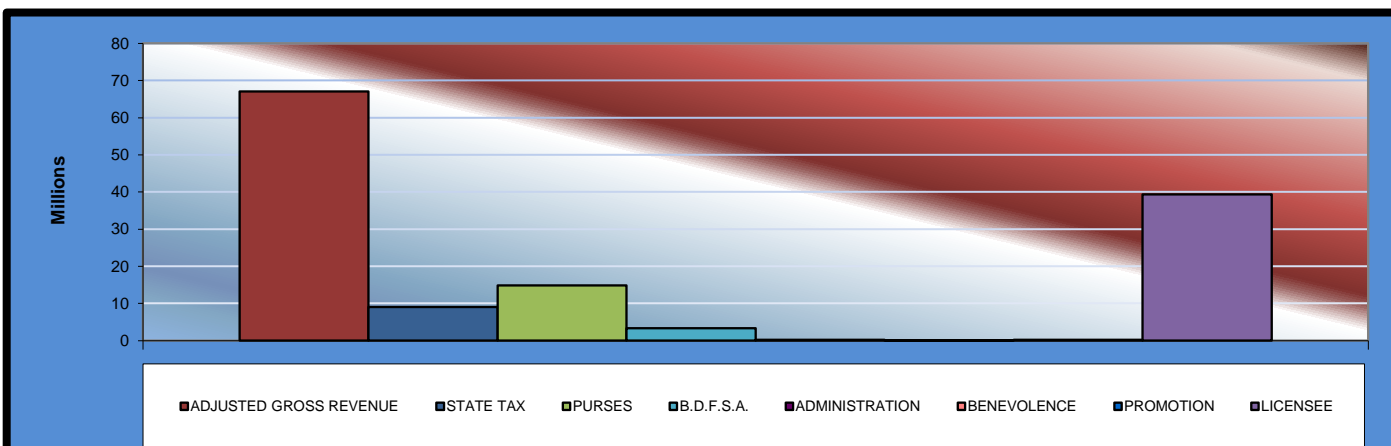
**OKLAHOMA STATE AUDITOR & INSPECTOR
GAMING AT OKLAHOMA HORSE RACING TRACKS
JULY 2013**

	<u>TOTAL</u>	<u>PRIOR MONTH</u>	<u>% CHANGE</u>	<u>PRIOR YEAR</u>	<u>% CHANGE</u>
Gaming Days	62	62	0.00%	62	0.00%
Opening Date					
 Adjusted Gross Revenue	\$9,041,214.60	\$9,084,147.00	-0.47%	\$9,133,532.07	-1.01%
State Tax					
Higher Education Trust Fund	233,544.20	201,004.85	16.19%	222,663.68	4.89%
Education Reform	1,712,657.46	1,474,035.51	16.19%	1,632,867.01	4.89%
Purse Fund					
<u>Purses</u>					
Thoroughbred	886,171.40	916,029.84	-3.26%	919,620.64	-3.64%
Quarterhorse	768,825.64	792,321.38	-2.97%	798,502.23	-3.72%
Paint & Appaloosa	96,849.93	100,493.36	-3.63%	100,401.97	-3.54%
Breeding Development Fund					
<u>Special Account</u>					
Thoroughbred	180,819.33	191,100.58	-5.38%	186,502.65	-3.05%
Quarterhorse	191,466.01	204,095.99	-6.19%	197,008.75	-2.81%
Paint & Appaloosa	9,849.15	10,219.67	-3.63%	10,210.37	-3.54%
<u>Administration</u>					
Thoroughbred	10,943.49	11,355.18	-3.63%	11,344.85	-3.54%
Quarterhorse	9,849.15	10,219.67	-3.63%	10,210.37	-3.54%
Paint & Appaloosa	1,094.35	1,135.52	-3.63%	1,134.49	-3.54%
<u>Benevolence</u>					
Thoroughbred	5,471.75	5,677.59	-3.63%	5,672.43	-3.54%
Quarterhorse	4,924.57	5,109.83	-3.63%	5,105.18	-3.54%
Paint & Appaloosa	547.18	567.76	-3.62%	567.24	-3.54%
<u>Promotions</u>					
Thoroughbred	10,943.49	11,355.18	-3.63%	11,344.85	-3.54%
Quarterhorse	9,849.15	10,219.67	-3.63%	10,210.37	-3.54%
Paint & Appaloosa	1,094.35	1,135.52	-3.63%	1,134.49	-3.54%
 Licensee	\$4,906,314.00	\$5,138,069.90	-4.51%	\$5,009,030.50	-2.05%



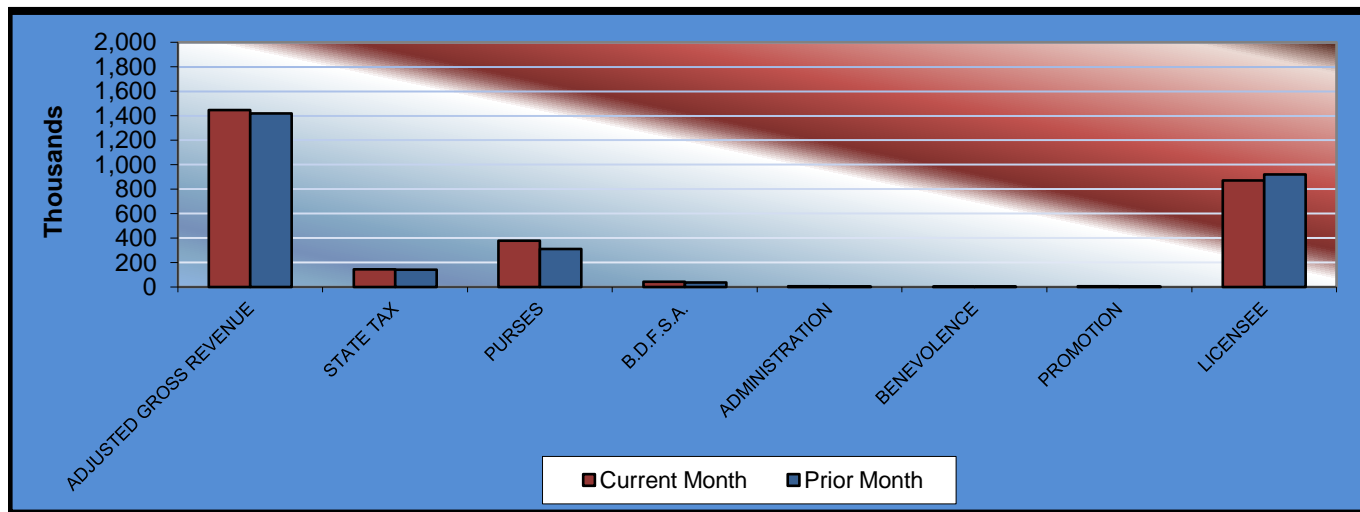
**OKLAHOMA STATE AUDITOR & INSPECTOR
GAMING AT OKLAHOMA HORSE RACING TRACKS
JULY 2013**

	<u>TOTAL</u>	<u>WILL ROGERS DOWNS</u>	<u>REMINGTON PARK</u>
Gaming Days This Year	424	212	212
Opening Date		12/09/05	11/21/05
Adjusted Gross Revenue	<u>\$67,043,208.53</u>	<u>\$11,393,006.71</u>	<u>\$55,650,201.82</u>
State Tax			
Higher Education Trust Fund	1,086,222.14	136,716.07	949,506.07
Education Reform	7,965,628.97	1,002,584.58	6,963,044.39
Purse Fund			
<u>Purses</u>			
Thoroughbred	7,538,377.30	1,269,287.37	6,269,089.93
Quarterhorse	6,520,352.07	1,162,054.46	5,358,297.61
Paint & Appaloosa	826,996.97	129,117.15	697,879.82
Breeding Development Fund			
<u>Special Account</u>			
Thoroughbred	1,572,606.45	153,189.86	1,419,416.59
Quarterhorse	1,679,533.27	118,175.03	1,561,358.24
Paint & Appaloosa	84,101.42	13,130.57	70,970.85
<u>Administration</u>			
Thoroughbred	93,445.98	14,589.51	78,856.47
Quarterhorse	84,101.42	13,130.57	70,970.85
Paint & Appaloosa	9,344.60	1,458.95	7,885.65
<u>Benevolence</u>			
Thoroughbred	46,723.00	7,294.77	39,428.23
Quarterhorse	42,050.67	6,565.27	35,485.40
Paint & Appaloosa	4,672.30	729.49	3,942.81
<u>Promotions</u>			
Thoroughbred	93,445.98	14,589.51	78,856.47
Quarterhorse	84,101.42	13,130.57	70,970.85
Paint & Appaloosa	9,344.60	1,458.95	7,885.65
Licensee	<u>\$39,302,159.97</u>	<u>\$7,335,804.03</u>	<u>\$31,966,355.94</u>



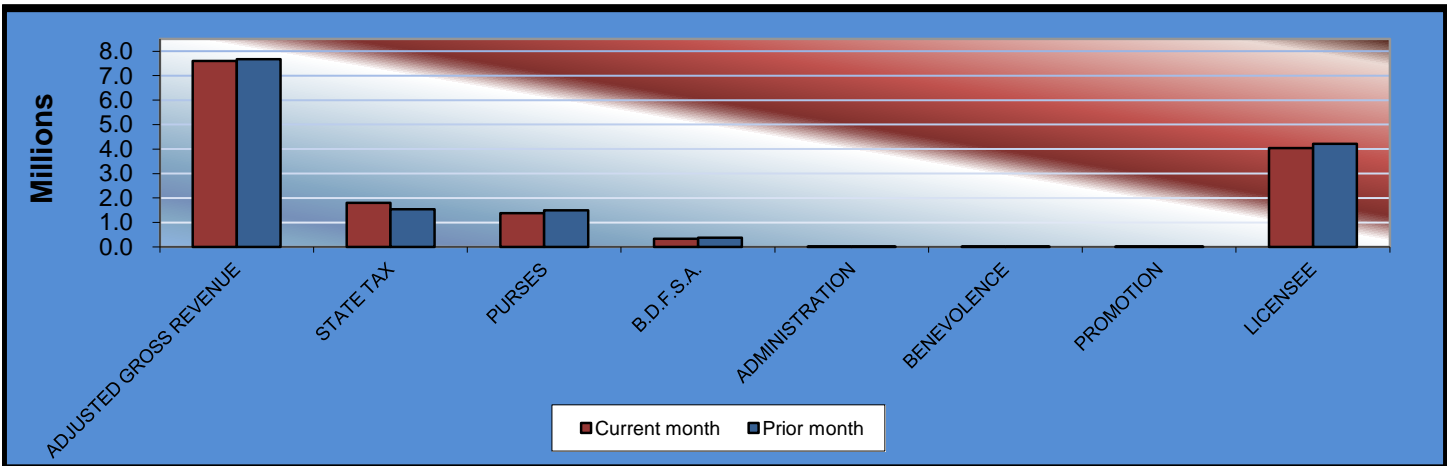
**OKLAHOMA STATE AUDITOR & INSPECTOR
GAMING AT OKLAHOMA HORSE RACING TRACKS
JULY 2013**

<u>Will Rogers Downs</u>	<u>CURRENT MONTH</u>	<u>PRIOR MONTH</u>	<u>% CHANGE</u>	<u>July 2012</u>	<u>% CHANGE</u>
Gaming Days	31	30	3.33%	31	0.00%
Opening Date	12/09/05				
Adjusted Gross Revenue	\$1,445,513.50	\$1,417,890.47	1.95%	\$1,573,753.21	-8.15%
State Tax					
Higher Education Trust Fund	17,346.16	17,014.69	1.95%	18,885.04	-8.15%
Education Reform	127,205.19	124,774.36	1.95%	138,490.28	-8.15%
Purse Fund					
<u>Purses</u>					
Thoroughbred	187,497.49	154,195.59	21.60%	205,374.79	-8.70%
Quarterhorse	171,657.19	141,168.72	21.60%	188,024.17	-8.70%
Paint & Appaloosa	19,073.03	15,685.40	21.60%	20,891.57	-8.70%
Breeding Development Fund					
<u>Special Account</u>					
Thoroughbred	22,629.01	18,609.81	21.60%	24,786.61	-8.70%
Quarterhorse	17,456.66	14,356.14	21.60%	19,121.10	-8.70%
Paint & Appaloosa	1,939.63	1,595.13	21.60%	2,124.57	-8.70%
<u>Administration</u>					
Thoroughbred	2,155.14	1,772.36	21.60%	2,360.63	-8.70%
Quarterhorse	1,939.63	1,595.13	21.60%	2,124.57	-8.70%
Paint & Appaloosa	215.51	177.24	21.59%	236.06	-8.71%
<u>Benevolence</u>					
Thoroughbred	1,077.57	886.18	21.60%	1,180.32	-8.71%
Quarterhorse	969.81	797.56	21.60%	1,062.28	-8.70%
Paint & Appaloosa	107.76	88.62	21.60%	118.03	-8.70%
<u>Promotions</u>					
Thoroughbred	2,155.14	1,772.36	21.60%	2,360.63	-8.70%
Quarterhorse	1,939.63	1,595.13	21.60%	2,124.57	-8.70%
Paint & Appaloosa	215.51	177.24	21.59%	236.06	-8.71%
Licensee	\$869,933.44	\$921,628.81	-5.61%	\$944,251.93	-7.87%



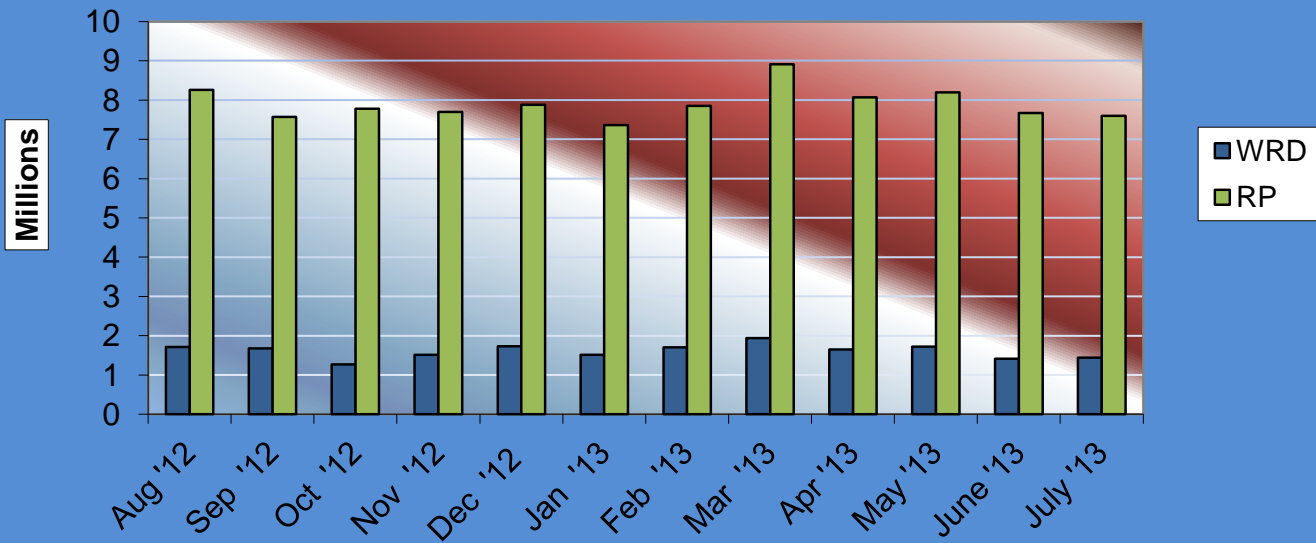
**OKLAHOMA STATE AUDITOR & INSPECTOR
GAMING AT OKLAHOMA HORSE RACING TRACKS
JULY 2013**

<u>Remington Park</u>	<u>CURRENT MONTH</u>	<u>PRIOR MONTH</u>	<u>% CHANGE</u>	<u>July 2012</u>	<u>% CHANGE</u>
Gaming Days	31	30	3.33%	31	0.00%
Opening Date	11/21/05				
Adjusted Gross Revenue	\$7,595,701.10	\$7,666,256.53	-0.92%	\$7,559,778.86	0.48%
State Tax					
Higher Education Trust Fund	216,198.04	183,990.16	17.51%	203,778.64	6.09%
Education Reform	1,585,452.27	1,349,261.15	17.51%	1,494,376.73	6.09%
Purse Fund					
<u>Purses</u>					
Thoroughbred	698,673.91	761,834.25	-8.29%	714,245.85	-2.18%
Quarterhorse	597,168.45	651,152.66	-8.29%	610,478.06	-2.18%
Paint & Appaloosa	77,776.90	84,807.96	-8.29%	79,510.40	-2.18%
Breeding Development Fund					
<u>Special Account</u>					
Thoroughbred	158,190.32	172,490.77	-8.29%	161,716.04	-2.18%
Quarterhorse	174,009.35	189,739.85	-8.29%	177,887.65	-2.18%
Paint & Appaloosa	7,909.52	8,624.54	-8.29%	8,085.80	-2.18%
<u>Administration</u>					
Thoroughbred	8,788.35	9,582.82	-8.29%	8,984.22	-2.18%
Quarterhorse	7,909.52	8,624.54	-8.29%	8,085.80	-2.18%
Paint & Appaloosa	878.84	958.28	-8.29%	898.43	-2.18%
<u>Benevolence</u>					
Thoroughbred	4,394.18	4,791.41	-8.29%	4,492.11	-2.18%
Quarterhorse	3,954.76	4,312.27	-8.29%	4,042.90	-2.18%
Paint & Appaloosa	439.42	479.14	-8.29%	449.21	-2.18%
<u>Promotions</u>					
Thoroughbred	8,788.35	9,582.82	-8.29%	8,984.22	-2.18%
Quarterhorse	7,909.52	8,624.54	-8.29%	8,085.80	-2.18%
Paint & Appaloosa	878.84	958.28	-8.29%	898.43	-2.18%
Licensee	\$4,036,380.56	\$4,216,441.09	-4.27%	\$4,064,778.57	-0.70%



OKLAHOMA STATE AUDITOR & INSPECTOR
GAMING AT OKLAHOMA HORSE RACING TRACKS
JULY 2013

ADJUSTED GROSS REVENUE
PREVIOUS TWELVE MONTHS





OFFICE OF THE STATE AUDITOR & INSPECTOR
2300 N. LINCOLN BOULEVARD, ROOM 100
OKLAHOMA CITY, OK 73105-4896

WWW.SAI.OK.GOV