

CONTRACT AUDIT

**OKLAHOMA HORSE RACING COMMISSION
AUDIT REPORT OF GAMING OPERATIONS
WILL ROGERS DOWNS AND REMINGTON PARK**

September 2013



*Independently serving the citizens of
Oklahoma by promoting the
accountability and fiscal integrity of
governmental funds.*



Oklahoma State
Auditor & Inspector
Gary A. Jones, CPA, CFE

**OKLAHOMA HORSE RACING COMMISSION
AUDIT REPORT OF GAMING OPERATIONS
WILL ROGERS DOWNS AND REMINGTON PARK
SEPTEMBER 2013**

This publication, issued by the Oklahoma State Auditor and Inspector's Office as authorized by 74 O.S. § 212, has not been printed, but is available on the agency's website (www.sai.ok.gov) and in the Oklahoma Department of Libraries Publications Clearinghouse Digital Collection, pursuant to 74 O.S. § 3105.B.



Oklahoma State Auditor & Inspector

2300 N. Lincoln Blvd. • State Capitol, Room 100 • Oklahoma City, OK 73105 • Phone: 405.521.3495 • Fax: 405.521.3426

October 15, 2013

**TO THE MEMBERS OF THE OKLAHOMA
HORSE RACING COMMISSION**

Transmitted herewith is the Audit Report of Gaming Operations for Will Rogers Downs and Remington Park for the month of September 2013. The report is the result of our monitoring and data accumulation in accordance with the State Auditor and Inspector's contract with the Oklahoma Horse Racing Commission (OHRC) and Title 3A of the Oklahoma Statutes for Gaming.

The goal of the State Auditor and Inspector is to promote accountability and fiscal integrity in state and local government. Maintaining our independence as we provide this service to the taxpayers of Oklahoma is of utmost importance.

We wish to take this opportunity to express our appreciation for the assistance and cooperation extended to our Office during our engagement.

Sincerely,

A handwritten signature in blue ink that reads "Gary A. Jones".

GARY A. JONES, CPA, CFE
OKLAHOMA STATE AUDITOR & INSPECTOR

**OKLAHOMA HORSE RACING COMMISSION
Audit Report of Gaming Operations
Will Rogers Downs and Remington Park
For the Month of September 2013**

TABLE OF CONTENTS

	<u>PAGE</u>
STATE AUDITOR AND INSPECTOR LETTER	4
TOTAL GAMING REVENUE	5
COMPARISON OF PRIOR MONTH AND PRIOR YEAR MONTH.....	6
YEAR TO DATE GAMING TOTALS.....	7
WILL ROGERS DOWNS REVENUE.....	8
REMINGTON PARK REVENUE.....	9
PRIOR TWELVE MONTH GRAPH.....	10



Oklahoma State Auditor & Inspector

2300 N. Lincoln Blvd. • State Capitol, Room 100 • Oklahoma City, OK 73105 • Phone: 405.521.3495 • Fax: 405.521.3426

**TO THE MEMBERS OF THE OKLAHOMA
HORSE RACING COMMISSION**

We performed an audit in accordance with the OHRC Gaming Contract and Title 3A of the Oklahoma Statutes for Gaming. The information presented in this report is derived from gaming data obtained from the gaming vendors and licensees located at Will Rogers Downs and Remington Park for the month of September 2013.

Because our procedures do not constitute an audit conducted in accordance with generally accepted auditing standards, we do not express such an opinion on the information. This report relates only to this information and does not extend to any financial statements of the racetracks or racinos.

In planning and performing these procedures, we considered the internal control structure of the gaming departments; however, our procedures were substantially less in scope than the procedures we would have applied if we had been engaged to express an opinion on the internal controls. Accordingly, we do not express an opinion on their internal control structure.

Sincerely,

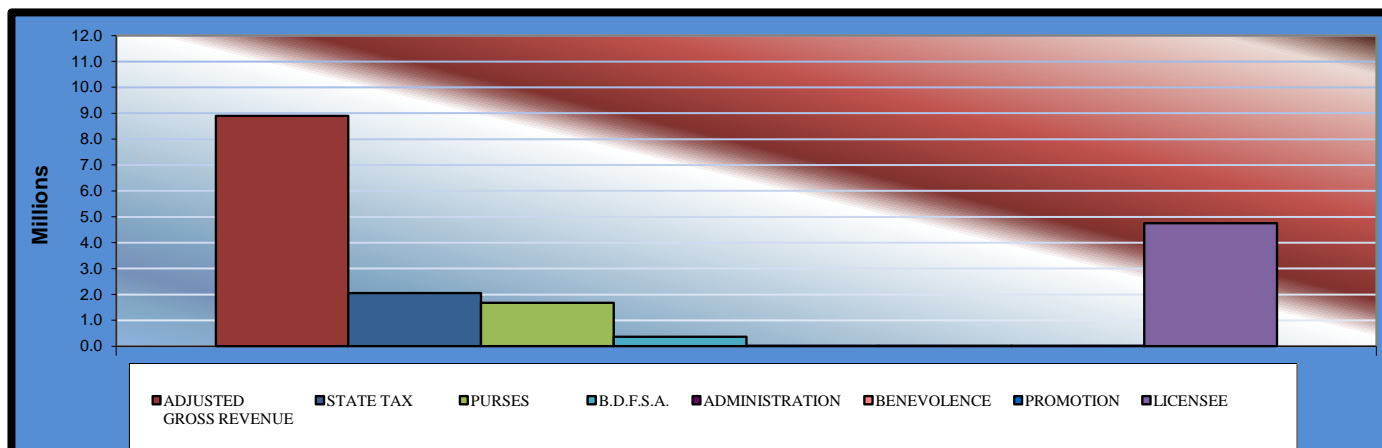
A handwritten signature in blue ink, appearing to read "Gary A. Jones".

GARY A. JONES, CPA, CFE
OKLAHOMA STATE AUDITOR & INSPECTOR

October 15, 2013

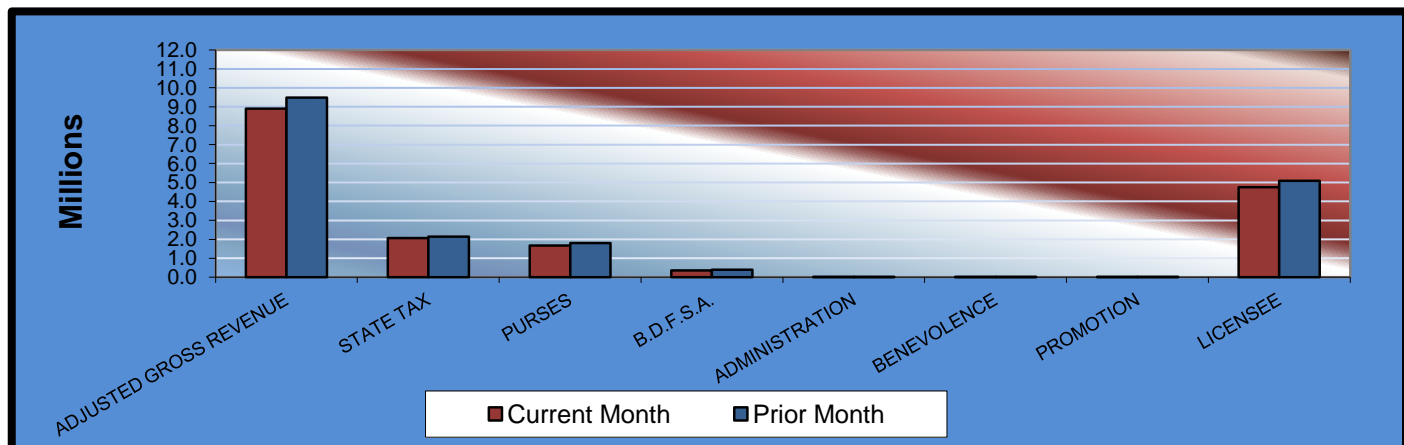
**OKLAHOMA STATE AUDITOR & INSPECTOR
GAMING AT OKLAHOMA HORSE RACING TRACKS
SEPTEMBER 2013**

	<u>TOTAL</u>	<u>WILL ROGERS DOWNS</u>	<u>REMINGTON PARK</u>
Gaming Days This Month	60	30	30
Opening Date		12/09/05	11/21/05
Adjusted Gross Revenue	<u>\$8,902,428.66</u>	<u>\$1,458,987.05</u>	<u>\$7,443,441.61</u>
State Tax			
Higher Education Trust Fund	247,081.84	17,507.84	229,574.00
Education Reform	1,811,933.53	128,390.86	1,683,542.67
Purse Fund			
<u>Purses</u>			
Thoroughbred	845,734.69	190,397.81	655,336.88
Quarterhorse	734,440.04	174,312.48	560,127.56
Paint & Appaloosa	92,320.66	19,368.06	72,952.60
Breeding Development Fund			
<u>Special Account</u>			
Thoroughbred	171,357.21	22,979.05	148,378.16
Quarterhorse	180,942.67	17,726.69	163,215.98
Paint & Appaloosa	9,388.54	1,969.63	7,418.91
<u>Administration</u>			
Thoroughbred	10,431.71	2,188.48	8,243.23
Quarterhorse	9,388.54	1,969.63	7,418.91
Paint & Appaloosa	1,043.17	218.85	824.32
<u>Benevolence</u>			
Thoroughbred	5,215.86	1,094.24	4,121.62
Quarterhorse	4,694.26	984.82	3,709.44
Paint & Appaloosa	521.58	109.42	412.16
<u>Promotions</u>			
Thoroughbred	10,431.71	2,188.48	8,243.23
Quarterhorse	9,388.54	1,969.63	7,418.91
Paint & Appaloosa	1,043.17	218.85	824.32
Licensee	\$4,757,070.94	\$875,392.23	\$3,881,678.71



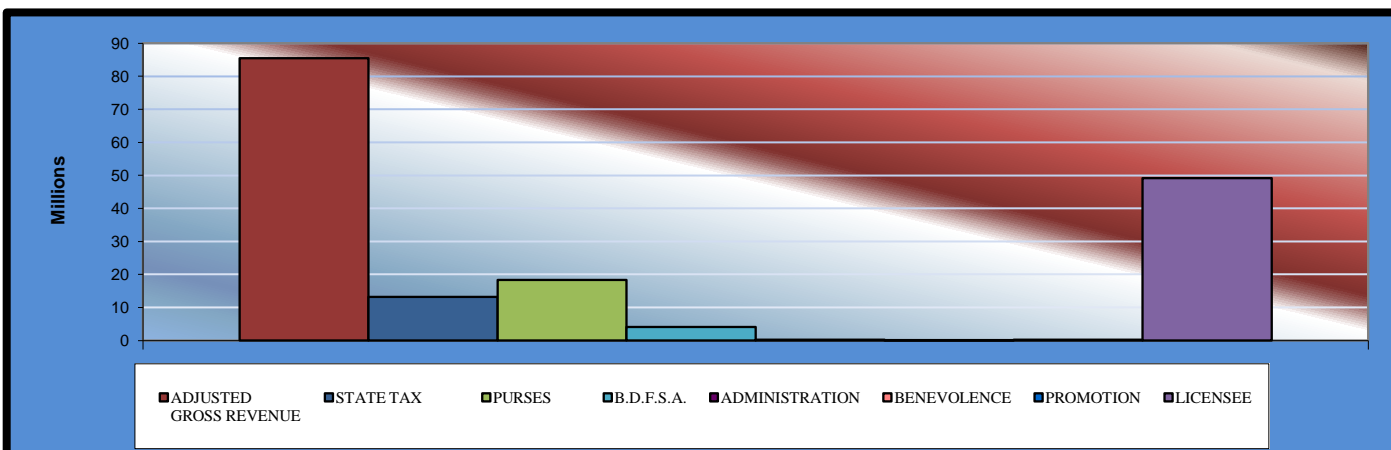
**OKLAHOMA STATE AUDITOR & INSPECTOR
GAMING AT OKLAHOMA HORSE RACING TRACKS
SEPTEMBER 2013**

	<u>TOTAL</u>	<u>PRIOR MONTH</u>	<u>% CHANGE</u>	<u>PRIOR YEAR</u>	<u>% CHANGE</u>
Gaming Days	60	62	-3.23%	60	0.00%
Opening Date					
Adjusted Gross Revenue	\$8,902,428.66	\$9,487,663.21	-6.17%	\$9,246,940.94	-3.73%
State Tax					
Higher Education Trust Fund	247,081.84	256,978.64	-3.85%	247,196.13	-0.05%
Education Reform	1,811,933.53	1,884,509.97	-3.85%	1,812,771.60	-0.05%
Purse Fund					
<u>Purses</u>					
Thoroughbred	845,734.69	911,632.31	-7.23%	895,944.60	-5.60%
Quarterhorse	734,440.04	791,376.37	-7.19%	779,096.65	-5.73%
Paint & Appaloosa	92,320.66	99,559.75	-7.27%	97,635.21	-5.44%
<u>Breeding Development Fund</u>					
<u>Special Account</u>					
Thoroughbred	171,357.21	185,212.37	-7.48%	179,697.53	-4.64%
Quarterhorse	180,942.67	195,783.86	-7.58%	188,981.30	-4.25%
Paint & Appaloosa	9,388.54	10,124.72	-7.27%	9,929.01	-5.44%
<u>Administration</u>					
Thoroughbred	10,431.71	11,249.69	-7.27%	11,032.23	-5.44%
Quarterhorse	9,388.54	10,124.72	-7.27%	9,929.01	-5.44%
Paint & Appaloosa	1,043.17	1,124.97	-7.27%	1,103.23	-5.44%
<u>Benevolence</u>					
Thoroughbred	5,215.86	5,624.84	-7.27%	5,516.12	-5.44%
Quarterhorse	4,694.26	5,062.36	-7.27%	4,964.50	-5.44%
Paint & Appaloosa	521.58	562.48	-7.27%	551.61	-5.44%
<u>Promotions</u>					
Thoroughbred	10,431.71	11,249.69	-7.27%	11,032.23	-5.44%
Quarterhorse	9,388.54	10,124.72	-7.27%	9,929.01	-5.44%
Paint & Appaloosa	1,043.17	1,124.97	-7.27%	1,103.23	-5.44%
Licensee	\$4,757,070.94	\$5,096,236.78	-6.66%	\$4,980,527.74	-4.49%



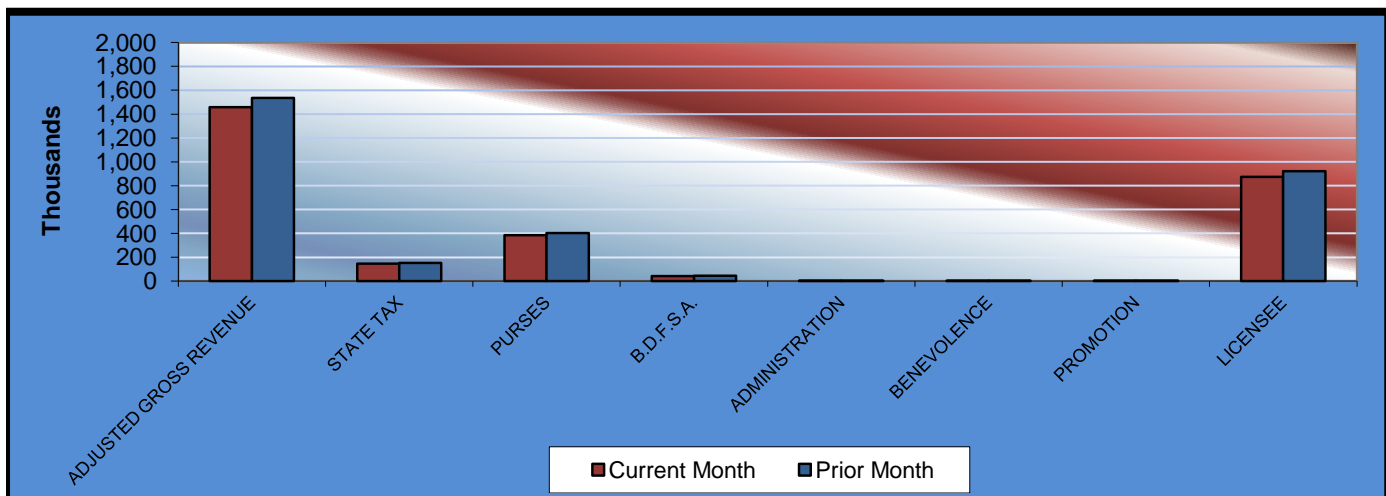
**OKLAHOMA STATE AUDITOR & INSPECTOR
GAMING AT OKLAHOMA HORSE RACING TRACKS
SEPTEMBER 2013**

	<u>TOTAL</u>	<u>WILL ROGERS DOWNS</u>	<u>REMINGTON PARK</u>
Gaming Days This Year	546	273	273
Opening Date		12/09/05	11/21/05
Adjusted Gross Revenue	<u>\$85,433,300.40</u>	<u>\$14,388,175.04</u>	<u>\$71,045,125.36</u>
State Tax			
Higher Education Trust Fund	1,590,282.62	172,658.09	1,417,624.53
Education Reform	11,662,072.47	1,266,159.39	10,395,913.08
Purse Fund			
<u>Purses</u>			
Thoroughbred	9,295,744.30	1,660,156.83	7,635,587.47
Quarterhorse	8,046,168.48	1,519,902.21	6,526,266.27
Paint & Appaloosa	1,018,877.38	168,878.02	849,999.36
Breeding Development Fund			
<u>Special Account</u>			
Thoroughbred	1,929,176.03	200,363.77	1,728,812.26
Quarterhorse	2,056,259.80	154,566.32	1,901,693.48
Paint & Appaloosa	103,614.68	17,174.04	86,440.64
<u>Administration</u>			
Thoroughbred	115,127.38	19,082.26	96,045.12
Quarterhorse	103,614.68	17,174.04	86,440.64
Paint & Appaloosa	11,512.74	1,908.23	9,604.51
<u>Benevolence</u>			
Thoroughbred	57,563.70	9,541.15	48,022.55
Quarterhorse	51,807.29	8,587.01	43,220.28
Paint & Appaloosa	5,756.36	954.12	4,802.24
<u>Promotions</u>			
Thoroughbred	115,127.38	19,082.26	96,045.12
Quarterhorse	103,614.68	17,174.04	86,440.64
Paint & Appaloosa	11,512.74	1,908.23	9,604.51
Licensee	\$49,155,467.69	\$9,132,905.03	\$40,022,562.66



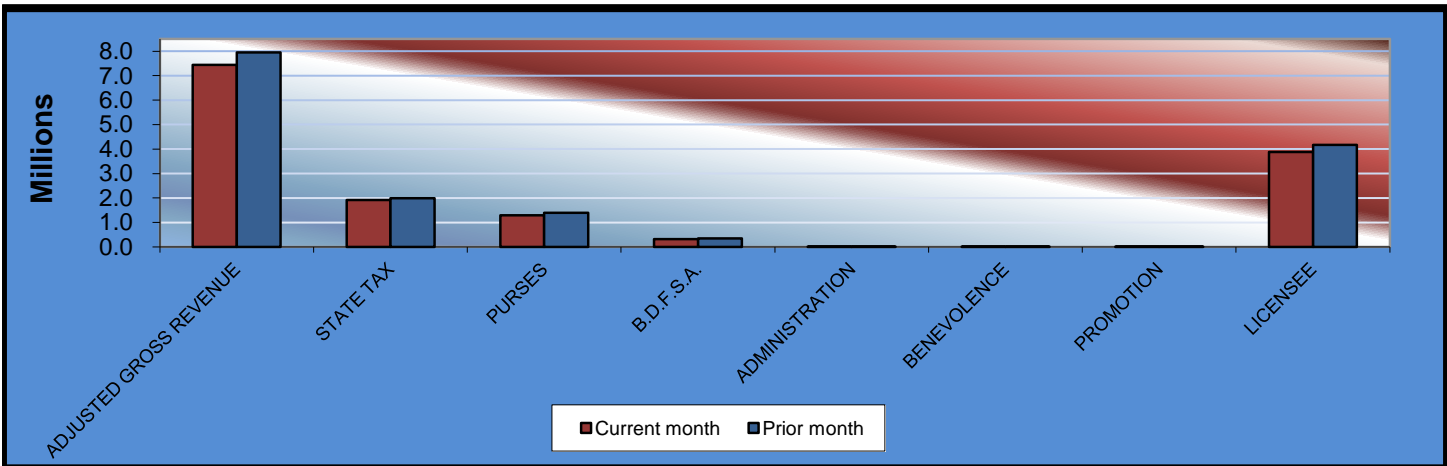
**OKLAHOMA STATE AUDITOR & INSPECTOR
GAMING AT OKLAHOMA HORSE RACING TRACKS
SEPTEMBER 2013**

<u>Will Rogers Downs</u>	<u>CURRENT MONTH</u>	<u>PRIOR MONTH</u>	<u>% CHANGE</u>	<u>September 2012</u>	<u>% CHANGE</u>
Gaming Days	30	31	-3.23%	30	0.00%
Opening Date	12/09/05				
Adjusted Gross Revenue	1,458,987.05	\$1,536,181.28	-5.03%	\$1,678,450.04	-13.08%
State Tax					
Higher Education Trust Fund	17,507.84	18,434.18	-5.03%	20,141.40	-13.08%
Education Reform	128,390.86	135,183.95	-5.03%	147,703.60	-13.08%
Purse Fund					
<u>Purses</u>					
Thoroughbred	190,397.81	200,471.65	-5.03%	219,037.72	-13.08%
Quarterhorse	174,312.48	183,535.27	-5.03%	200,532.82	-13.08%
Paint & Appaloosa	19,368.06	20,392.81	-5.03%	22,281.42	-13.08%
Breeding Development Fund					
<u>Special Account</u>					
Thoroughbred	22,979.05	24,194.86	-5.03%	26,435.59	-13.08%
Quarterhorse	17,726.69	18,664.60	-5.03%	20,393.17	-13.08%
Paint & Appaloosa	1,969.63	2,073.84	-5.02%	2,265.91	-13.08%
<u>Administration</u>					
Thoroughbred	2,188.48	2,304.27	-5.03%	2,517.68	-13.08%
Quarterhorse	1,969.63	2,073.84	-5.02%	2,265.91	-13.08%
Paint & Appaloosa	218.85	230.43	-5.03%	251.77	-13.08%
<u>Benevolence</u>					
Thoroughbred	1,094.24	1,152.14	-5.03%	1,258.84	-13.08%
Quarterhorse	984.82	1,036.92	-5.02%	1,132.95	-13.07%
Paint & Appaloosa	109.42	115.21	-5.03%	125.88	-13.08%
<u>Promotions</u>					
Thoroughbred	2,188.48	2,304.27	-5.03%	2,517.68	-13.08%
Quarterhorse	1,969.63	2,073.84	-5.02%	2,265.91	-13.08%
Paint & Appaloosa	218.85	230.43	-5.03%	251.77	-13.08%
Licensee	875,392.23	\$921,708.77	-5.03%	\$1,007,070.02	-13.08%

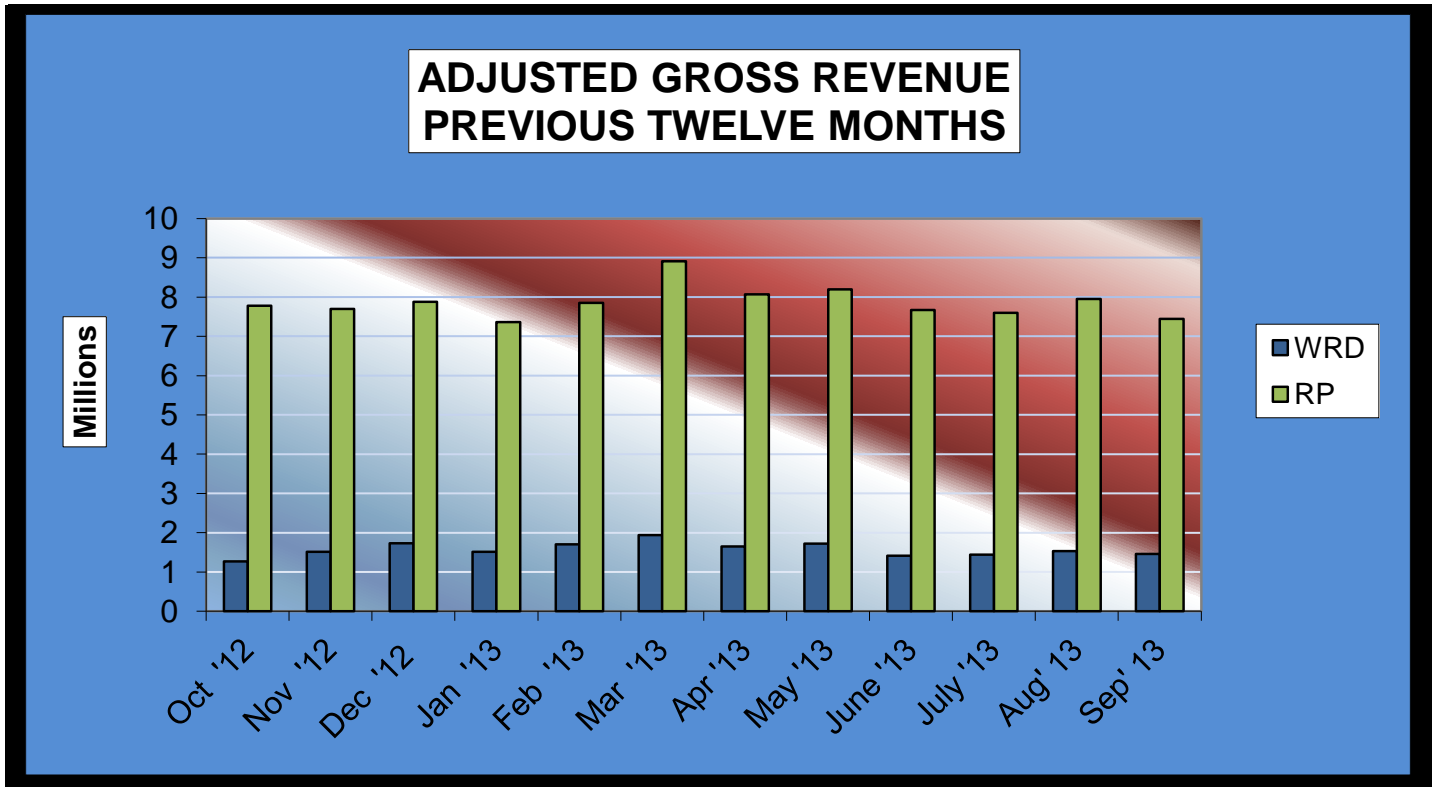


**OKLAHOMA STATE AUDITOR & INSPECTOR
GAMING AT OKLAHOMA HORSE RACING TRACKS
SEPTEMBER 2013**

<u>Remington Park</u>	<u>CURRENT MONTH</u>	<u>PRIOR MONTH</u>	<u>% CHANGE</u>	<u>September 2012</u>	<u>% CHANGE</u>
Gaming Days	30	31	-3.23%	30	0.00%
Opening Date	11/21/05				
Adjusted Gross Revenue	7,443,441.61	7,951,481.93	-6.39%	\$7,568,490.90	-1.65%
State Tax					
Higher Education Trust Fund	229,574.00	238,544.46	-3.76%	227,054.73	1.11%
Education Reform	1,683,542.67	1,749,326.02	-3.76%	1,665,068.00	1.11%
Purse Fund					
<u>Purses</u>					
Thoroughbred	655,336.88	711,160.66	-7.85%	676,906.88	-3.19%
Quarterhorse	560,127.56	607,841.10	-7.85%	578,563.83	-3.19%
Paint & Appaloosa	72,952.60	79,166.94	-7.85%	75,353.79	-3.19%
Breeding Development Fund					
<u>Special Account</u>					
Thoroughbred	148,378.16	161,017.51	-7.85%	153,261.94	-3.19%
Quarterhorse	163,215.98	177,119.26	-7.85%	168,588.13	-3.19%
Paint & Appaloosa	7,418.91	8,050.88	-7.85%	7,663.10	-3.19%
<u>Administration</u>					
Thoroughbred	8,243.23	8,945.42	-7.85%	8,514.55	-3.19%
Quarterhorse	7,418.91	8,050.88	-7.85%	7,663.10	-3.19%
Paint & Appaloosa	824.32	894.54	-7.85%	851.46	-3.19%
<u>Benevolence</u>					
Thoroughbred	4,121.62	4,472.70	-7.85%	4,257.28	-3.19%
Quarterhorse	3,709.44	4,025.44	-7.85%	3,831.55	-3.19%
Paint & Appaloosa	412.16	447.27	-7.85%	425.73	-3.19%
<u>Promotions</u>					
Thoroughbred	8,243.23	8,945.42	-7.85%	8,514.55	-3.19%
Quarterhorse	7,418.91	8,050.88	-7.85%	7,663.10	-3.19%
Paint & Appaloosa	824.32	894.54	-7.85%	851.46	-3.19%
Licensee	3,881,678.71	4,174,528.01	-7.02%	\$3,973,457.72	-2.31%



OKLAHOMA STATE AUDITOR & INSPECTOR
GAMING AT OKLAHOMA HORSE RACING TRACKS
SEPTEMBER 2013





OFFICE OF THE STATE AUDITOR & INSPECTOR
2300 N. LINCOLN BOULEVARD, ROOM 100
OKLAHOMA CITY, OK 73105-4896

WWW.SAI.OK.GOV