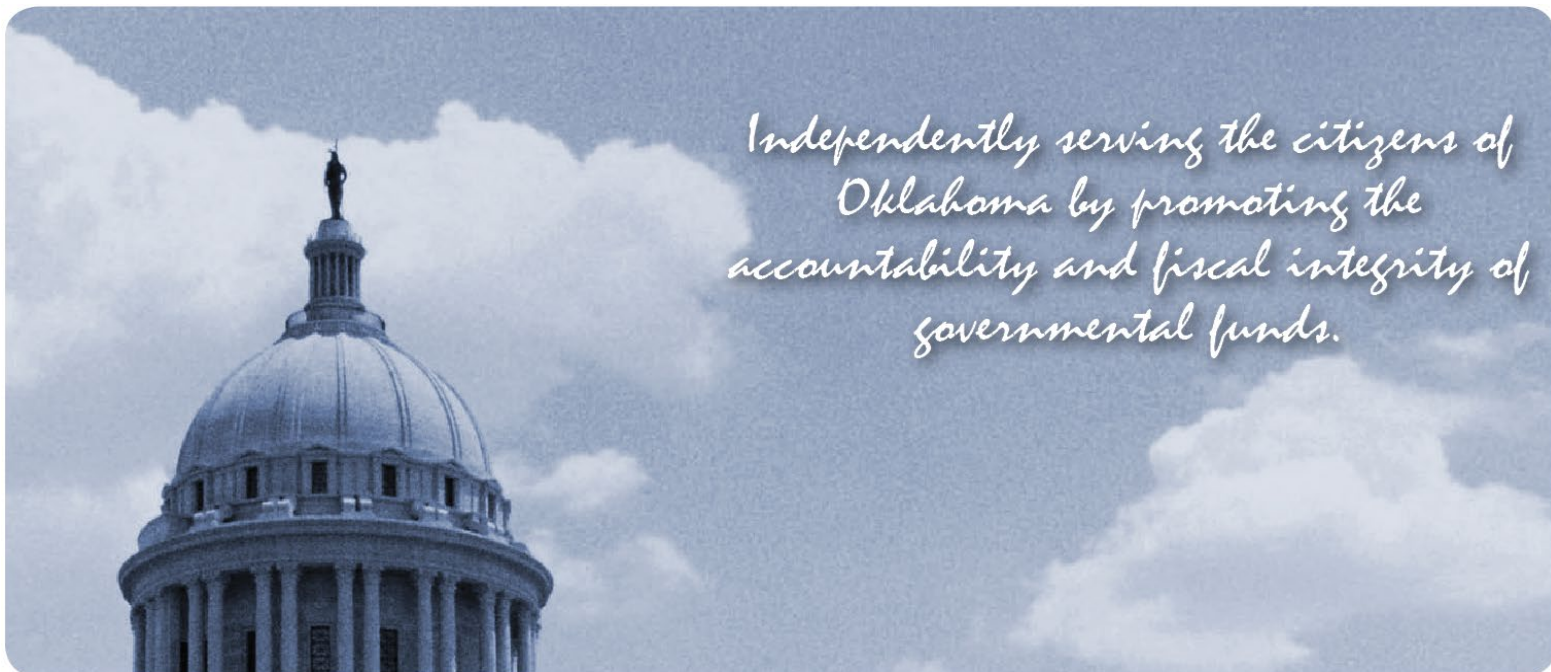


CONTRACT AUDIT

OKLAHOMA HORSE RACING COMMISSION AUDIT REPORT OF GAMING OPERATIONS WILL ROGERS DOWNS AND REMINGTON PARK

October 2018



*Independently serving the citizens of
Oklahoma by promoting the
accountability and fiscal integrity of
governmental funds.*



Oklahoma State
Auditor & Inspector
Gary A. Jones, CPA, CFE

**OKLAHOMA HORSE RACING COMMISSION
AUDIT REPORT OF GAMING OPERATIONS
WILL ROGERS DOWNS AND REMINGTON PARK
OCTOBER 2018**

This publication, issued by the Oklahoma State Auditor and Inspector's Office as authorized by 74 O.S. § 212, has not been printed, but is available on the agency's website (www.sai.ok.gov) and in the Oklahoma Department of Libraries Publications Clearinghouse Digital Collection (<http://digitalprairie.ok.gov/cdm/search/collection/audits/>) pursuant to 65 O.S. § 3-114.



Oklahoma State Auditor & Inspector

2300 N. Lincoln Blvd. • State Capitol, Room 123 • Oklahoma City, OK 73105 • Phone: 405.521.3495 • Fax: 405.521.3426

November 14, 2018

**TO THE MEMBERS OF THE OKLAHOMA
HORSE RACING COMMISSION**

Transmitted herewith is the Audit Report of Gaming Operations for Will Rogers Downs and Remington Park for the month of October 2018. The report is the result of our monitoring and data accumulation in accordance with the State Auditor and Inspector's contract with the Oklahoma Horse Racing Commission (OHRC) and Title 3A of the Oklahoma Statutes for Gaming.

The goal of the State Auditor and Inspector is to promote accountability and fiscal integrity in state and local government. Maintaining our independence as we provide this service to the taxpayers of Oklahoma is of utmost importance.

We wish to take this opportunity to express our appreciation for the assistance and cooperation extended to our Office during our engagement.

Sincerely,

A handwritten signature in blue ink that reads "Gary A. Jones".

GARY A. JONES, CPA, CFE
OKLAHOMA STATE AUDITOR & INSPECTOR

**OKLAHOMA HORSE RACING COMMISSION
Audit Report of Gaming Operations
Will Rogers Downs and Remington Park
For the Month of October 2018**

TABLE OF CONTENTS

	<u>PAGE</u>
STATE AUDITOR AND INSPECTOR LETTER.....	4
TOTAL GAMING REVENUE.....	5
COMPARISON OF PRIOR MONTH AND PRIOR YEAR.....	6
YEAR TO DATE GAMING TOTALS.....	7
WILL ROGERS DOWNS REVENUE.....	8
REMINGTON PARK REVENUE.....	9
PRIOR TWELVE MONTH GRAPH.....	10



Oklahoma State Auditor & Inspector

2300 N. Lincoln Blvd. • State Capitol, Room 123 • Oklahoma City, OK 73105 • Phone: 405.521.3495 • Fax: 405.521.3426

TO THE MEMBERS OF THE OKLAHOMA HORSE RACING COMMISSION

We performed an audit in accordance with the OHRC Gaming Contract and Title 3A of the Oklahoma Statutes for Gaming. The information presented in this report is derived from gaming data obtained from the gaming vendors and licensees located at Will Rogers Downs and Remington Park for the month of October 2018.

Because our procedures do not constitute an audit conducted in accordance with generally accepted auditing standards, we do not express such an opinion on the information. This report relates only to this information and does not extend to any financial statements of the racetracks or racinos.

In planning and performing these procedures, we considered the internal control structure of the gaming departments; however, our procedures were substantially less in scope than the procedures we would have applied if we had been engaged to express an opinion on the internal controls. Accordingly, we do not express an opinion on their internal control structure.

Sincerely,

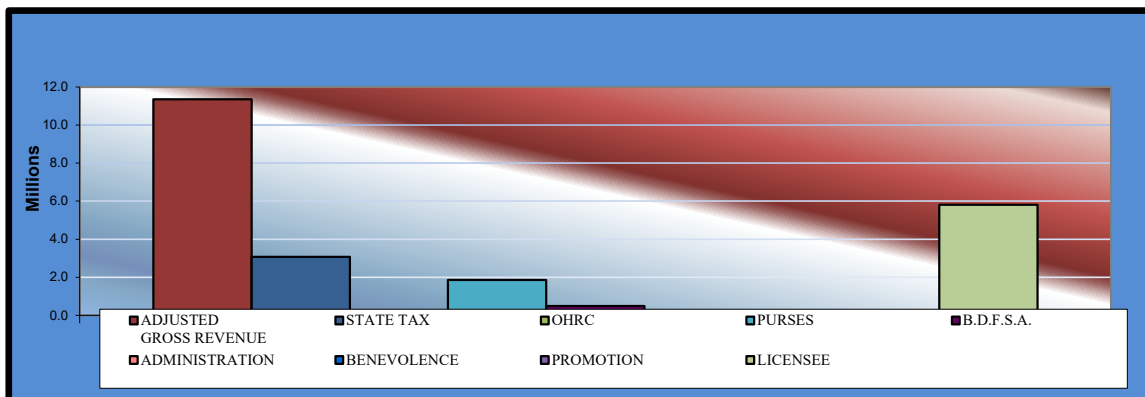
A handwritten signature in blue ink that reads "Gary A. Jones".

GARY A. JONES, CPA, CFE
OKLAHOMA STATE AUDITOR & INSPECTOR

November 14, 2018

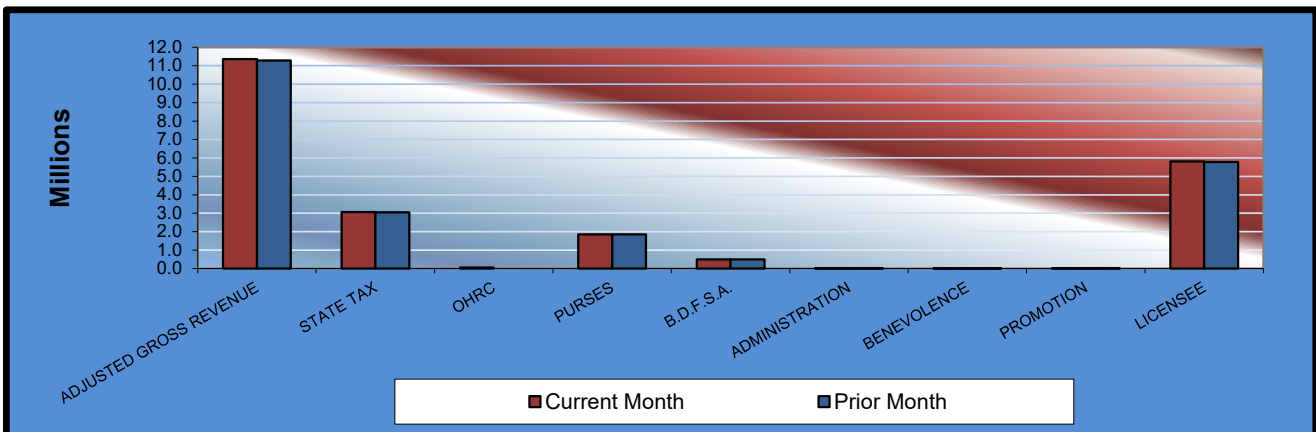
Gaming at Oklahoma Horse Racing Tracks Will Rogers Downs and Remington Park Total Gaming Revenue October 2018

	<u>TOTAL</u>	<u>WILL ROGERS DOWNS</u>	<u>REMINGTON PARK</u>
Gaming Days This Month	62	31	31
Adjusted Gross Revenue	<u>\$11,352,802.83</u>	<u>\$1,679,278.48</u>	<u>\$9,673,524.35</u>
State Tax			
General Revenue Fund	368,398.22	20,151.34	348,246.88
Education Reform	2,701,586.95	147,776.52	2,553,810.43
Oklahoma Horse Racing Commission	56,764.01	8,396.39	48,367.62
Purse Fund			
<u>Purses</u>			
Thoroughbred	957,646.54	217,319.63	740,326.91
Quarterhorse	805,072.67	198,959.86	606,112.81
Paint & Appaloosa	96,139.34	22,106.65	74,032.69
<u>Breeding Development Fund</u>			
<u>Special Account</u>			
Thoroughbred	217,280.34	26,228.23	191,052.11
Quarterhorse	252,361.52	20,233.21	232,128.31
Paint & Appaloosa	21,353.34	2,248.13	19,105.21
<u>Administration</u>			
Thoroughbred	12,050.54	2,497.93	9,552.61
Quarterhorse	10,845.47	2,248.13	8,597.34
Paint & Appaloosa	1,205.05	249.79	955.26
<u>Benevolence</u>			
Thoroughbred	6,025.26	1,248.96	4,776.30
Quarterhorse	5,422.74	1,124.07	4,298.67
Paint & Appaloosa	602.53	124.90	477.63
<u>Promotions</u>			
Thoroughbred	12,050.54	2,497.93	9,552.61
Quarterhorse	10,845.47	2,248.13	8,597.34
Paint & Appaloosa	1,205.05	249.79	955.26
Licensee	\$5,815,947.25	\$1,003,368.89	\$4,812,578.36



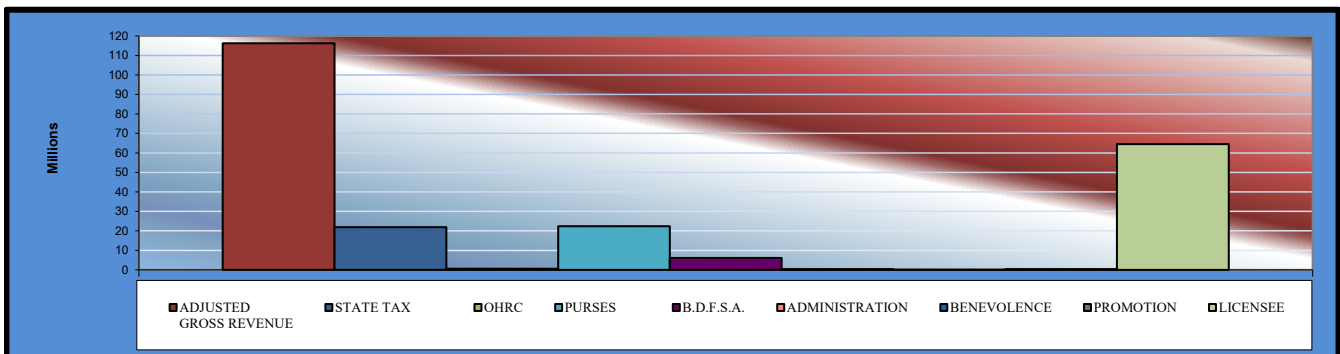
Gaming at Oklahoma Horse Racing Tracks Will Rogers Downs and Remington Park Comparison of Prior Month and Prior Year October 2018

	<u>TOTAL</u>	<u>PRIOR</u> <u>MONTH</u>	<u>%</u> <u>CHANGE</u>	<u>October</u> <u>2017</u>	<u>%</u> <u>CHANGE</u>
Gaming Days	62	60	3.33%	62	0.00%
Adjusted Gross Revenue	\$11,352,802.83	\$11,284,577.83	0.60%	\$10,838,825.10	4.74%
State Tax					
General Revenue Fund	368,398.22	366,221.58	0.59%	355,561.92	3.61%
Education Reform	2,701,586.95	2,685,624.87	0.59%	2,607,453.73	3.61%
Oklahoma Horse Racing Commission	56,764.01	56,422.89	0.60%	54,194.10	4.74%
Purse Fund					
<u>Purses</u>					
Thoroughbred	957,646.54	951,809.43	0.61%	905,824.86	5.72%
Quarterhorse	805,072.67	800,147.91	0.62%	759,687.74	5.97%
Paint & Appaloosa	96,139.34	95,553.04	0.61%	95,543.61	0.62%
<u>Breeding Development Fund</u>					
<u>Special Account</u>					
Thoroughbred	217,280.34	215,981.00	0.60%	208,104.74	4.41%
Quarterhorse	252,361.52	250,863.49	0.60%	242,849.00	3.92%
Paint & Appaloosa	21,353.34	21,226.01	0.60%	15,849.36	34.73%
<u>Administration</u>					
Thoroughbred	12,050.54	11,977.34	0.61%	11,424.92	5.48%
Quarterhorse	10,845.47	10,779.61	0.61%	10,282.41	5.48%
Paint & Appaloosa	1,205.05	1,197.73	0.61%	1,142.49	5.48%
<u>Benevolence</u>					
Thoroughbred	6,025.26	5,988.67	0.61%	5,712.46	5.48%
Quarterhorse	5,422.74	5,389.80	0.61%	5,141.21	5.48%
Paint & Appaloosa	602.53	598.86	0.61%	571.26	5.47%
<u>Promotions</u>					
Thoroughbred	12,050.54	11,977.34	0.61%	11,424.92	5.48%
Quarterhorse	10,845.47	10,779.61	0.61%	10,282.41	5.48%
Paint & Appaloosa	1,205.05	1,197.73	0.61%	1,142.49	5.48%
Licensee	\$5,815,947.25	5,780,840.92	0.61%	\$5,536,631.47	5.04%



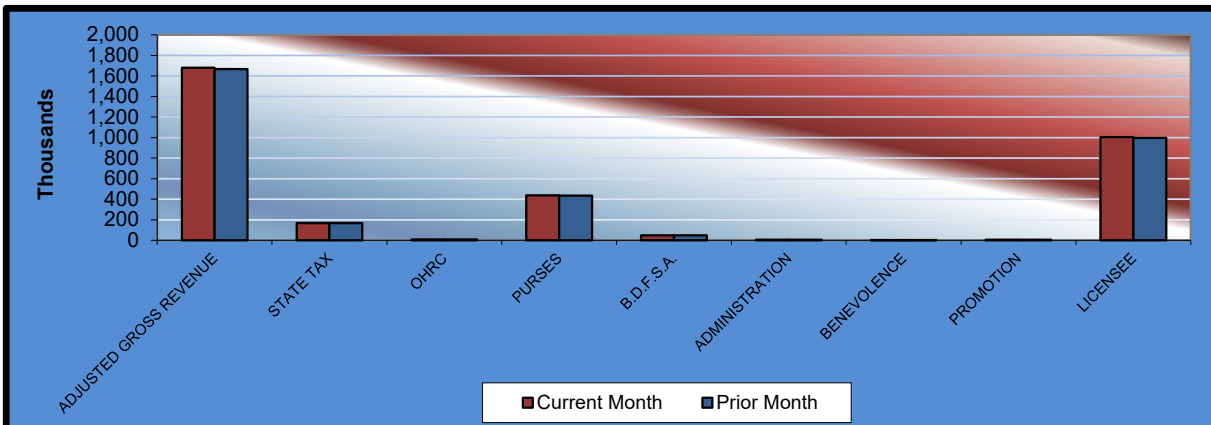
Gaming at Oklahoma Horse Racing Tracks Will Rogers Downs and Remington Park Year to Date Gaming Totals Comparison October 2018

	<u>WILL ROGERS DOWNS</u>	<u>REMINGTON PARK</u>	<u>2018 TOTAL</u>	<u>2017 TOTAL</u>	<u>% CHANGE</u>
Gaming Days This Year	304	304	608	608	0.00%
Adjusted Gross Revenue	\$17,216,505.96	\$99,013,327.94	\$116,229,833.90	\$102,257,525.59	13.66%
State Tax					
General Revenue Fund	206,598.08	2,424,479.80	2,631,077.88	2,158,703.93	21.88%
Education Reform	1,515,052.53	17,779,518.57	19,294,571.10	15,830,495.06	21.88%
Oklahoma Horse Racing Commission	86,082.48	495,066.70	581,149.18	221,987.09	161.79%
Purse Fund					
<u>Purses</u>					
Thoroughbred	2,010,530.93	9,515,113.76	11,525,644.69	10,446,047.33	10.33%
Quarterhorse	1,840,675.86	7,790,115.72	9,630,791.58	8,633,193.61	11.56%
Paint & Appaloosa	204,519.61	998,628.19	1,203,147.80	1,079,293.72	11.48%
<u>Breeding Development Fund</u>					
<u>Special Account</u>					
Thoroughbred	242,650.30	2,455,513.22	2,698,163.52	2,440,791.28	10.54%
Quarterhorse	187,187.45	2,983,448.58	3,170,636.03	2,964,961.21	6.94%
Paint & Appaloosa	20,798.62	198,434.49	219,233.11	209,390.11	4.70%
<u>Administration</u>					
Thoroughbred	23,109.57	122,775.67	145,885.24	132,172.71	10.37%
Quarterhorse	20,798.59	110,498.09	131,296.68	118,955.44	10.37%
Paint & Appaloosa	2,310.96	12,277.56	14,588.52	13,217.30	10.37%
<u>Benevolence</u>					
Thoroughbred	11,554.76	61,387.83	72,942.59	66,086.37	10.37%
Quarterhorse	10,399.32	55,249.04	65,648.36	59,477.72	10.37%
Paint & Appaloosa	1,155.47	6,138.78	7,294.25	6,608.66	10.37%
<u>Promotions</u>					
Thoroughbred	23,109.57	122,775.66	145,885.23	132,172.70	10.37%
Quarterhorse	20,798.59	110,498.09	131,296.68	118,955.44	10.37%
Paint & Appaloosa	2,310.96	12,277.56	14,588.52	13,217.28	10.37%
Licensee	\$10,786,862.31	\$53,759,130.63	64,545,992.94	\$57,611,798.63	12.04%



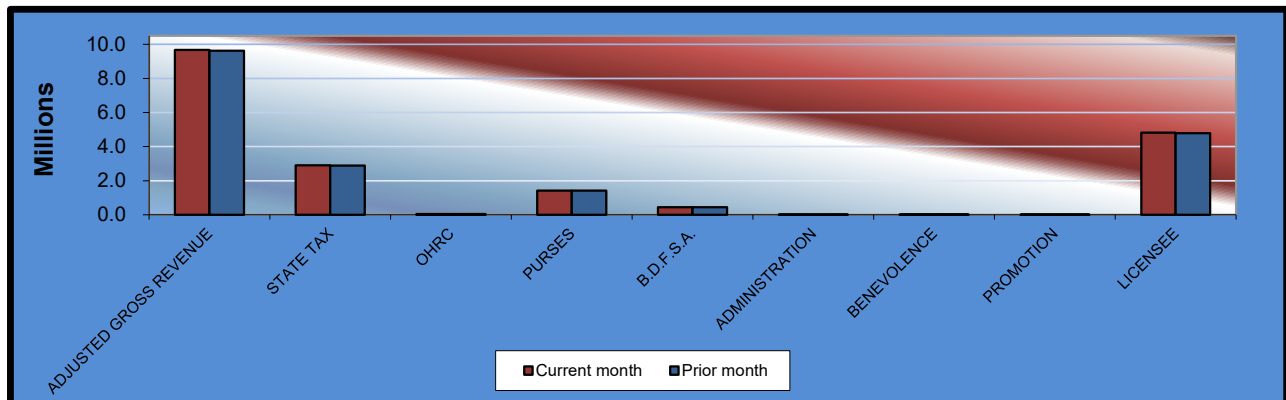
**Gaming at Oklahoma Horse Racing Tracks
Will Rogers Downs and Remington Park
Will Rogers Downs Revenue
October 2018**

<u>Will Rogers Downs</u>	<u>CURRENT MONTH</u>	<u>PRIOR MONTH</u>	<u>% CHANGE</u>	<u>October 2017</u>	<u>% CHANGE</u>
Gaming Days	31	30	3.33%	31	0.00%
Adjusted Gross Revenue	\$1,679,278.48	\$1,667,634.48	0.70%	\$1,443,159.59	16.36%
State Tax					
General Revenue Fund	20,151.34	20,011.62	0.70%	17,317.96	16.36%
Education Reform	147,776.52	146,751.83	0.70%	126,998.04	16.36%
Oklahoma Horse Racing Commission	8,396.39	8,338.17	0.70%	7,215.80	16.36%
Purse Fund					
<u>Purses</u>					
Thoroughbred	217,319.63	215,812.73	0.70%	186,762.83	16.36%
Quarterhorse	198,959.86	197,580.29	0.70%	170,984.70	16.36%
Paint & Appaloosa	22,106.65	21,953.37	0.70%	18,998.30	16.36%
Breeding Development Fund					
<u>Special Account</u>					
Thoroughbred	26,228.23	26,046.37	0.70%	22,540.34	16.36%
Quarterhorse	20,233.21	20,092.91	0.70%	17,388.26	16.36%
Paint & Appaloosa	2,248.13	2,232.55	0.70%	1,932.03	16.36%
<u>Administration</u>					
Thoroughbred	2,497.93	2,480.61	0.70%	2,146.70	16.36%
Quarterhorse	2,248.13	2,232.55	0.70%	1,932.01	16.36%
Paint & Appaloosa	249.79	248.06	0.70%	214.67	16.36%
<u>Benevolence</u>					
Thoroughbred	1,248.96	1,240.30	0.70%	1,073.35	16.36%
Quarterhorse	1,124.07	1,116.27	0.70%	966.01	16.36%
Paint & Appaloosa	124.90	124.03	0.70%	107.35	16.35%
<u>Promotions</u>					
Thoroughbred	2,497.93	2,480.61	0.70%	2,146.70	16.36%
Quarterhorse	2,248.13	2,232.55	0.70%	1,932.01	16.36%
Paint & Appaloosa	249.79	248.06	0.70%	214.67	16.36%
Licensee	\$1,003,368.89	\$996,411.60	0.70%	\$862,287.86	16.36%

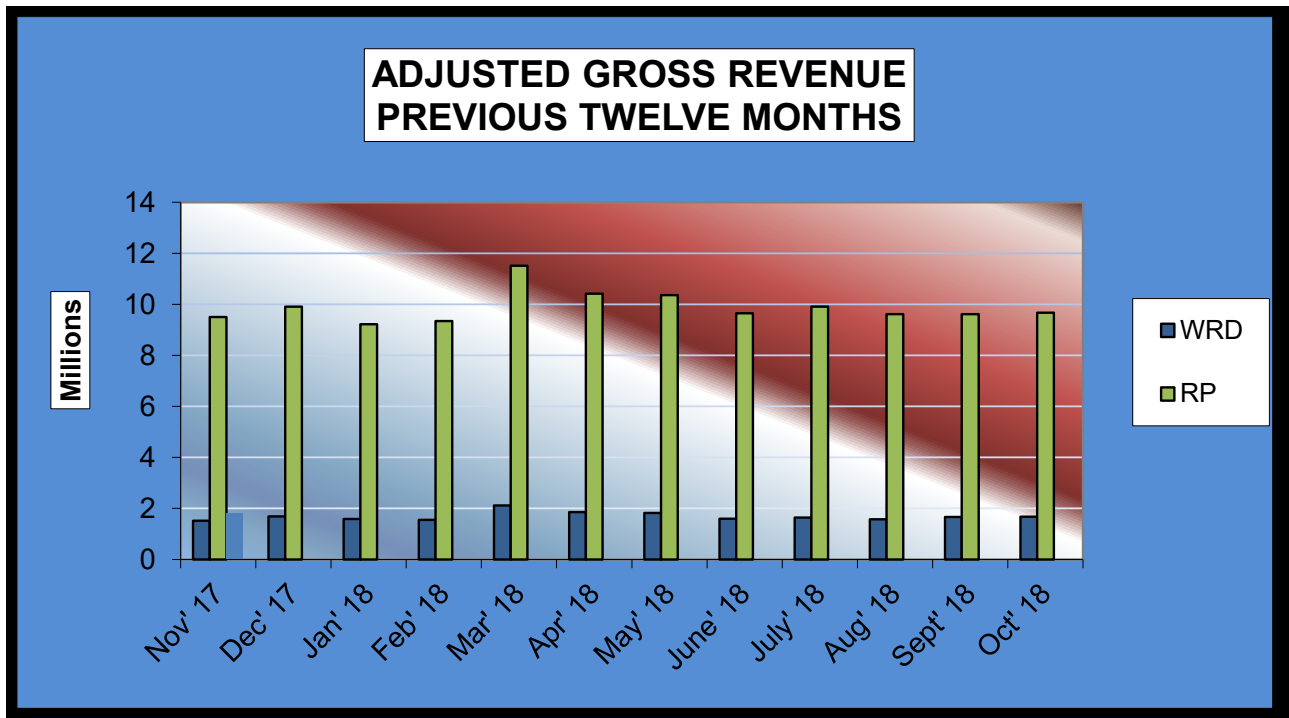


Gaming at Oklahoma Horse Racing Tracks Will Rogers Downs and Remington Park Remington Park Revenue October 2018

<u>Remington Park</u>	<u>CURRENT MONTH</u>	<u>PRIOR MONTH</u>	<u>% CHANGE</u>	<u>October 2017</u>	<u>% CHANGE</u>
Gaming Days	31	30	3.33%	31	0.00%
Adjusted Gross Revenue	\$ 9,673,524.35	\$9,616,943.35	0.59%	\$9,395,665.51	2.96%
State Tax					
General Revenue Fund	348,246.88	346,209.96	0.59%	338,243.96	2.96%
Education Reform	2,553,810.43	2,538,873.04	0.59%	2,480,455.69	2.96%
Oklahoma Horse Racing Commission	48,367.62	48,084.72	0.59%	46,978.30	2.96%
Purse Fund					
<u>Purses</u>					
Thoroughbred	740,326.91	735,996.70	0.59%	719,062.03	2.96%
Quarterhorse	606,112.81	602,567.62	0.59%	588,703.04	2.96%
Paint & Appaloosa	74,032.69	73,599.67	0.59%	76,545.31	-3.28%
Breeding Development Fund					
<u>Special Account</u>					
Thoroughbred	191,052.11	189,934.63	0.59%	185,564.40	2.96%
Quarterhorse	232,128.31	230,770.58	0.59%	225,460.74	2.96%
Paint & Appaloosa	19,105.21	18,993.46	0.59%	13,917.33	37.28%
<u>Administration</u>					
Thoroughbred	9,552.61	9,496.73	0.59%	9,278.22	2.96%
Quarterhorse	8,597.34	8,547.06	0.59%	8,350.40	2.96%
Paint & Appaloosa	955.26	949.67	0.59%	927.82	2.96%
<u>Benevolence</u>					
Thoroughbred	4,776.30	4,748.37	0.59%	4,639.11	2.96%
Quarterhorse	4,298.67	4,273.53	0.59%	4,175.20	2.96%
Paint & Appaloosa	477.63	474.83	0.59%	463.91	2.96%
<u>Promotions</u>					
Thoroughbred	9,552.61	9,496.73	0.59%	9,278.22	2.96%
Quarterhorse	8,597.34	8,547.06	0.59%	8,350.40	2.96%
Paint & Appaloosa	955.26	949.67	0.59%	927.82	2.96%
Licensee	\$ 4,812,578.36	\$4,784,429.32	0.59%	\$4,674,343.61	2.96%



**Gaming at Oklahoma Horse Racing Tracks
Will Rogers Downs and Remington Park
Prior Twelve Month Graph
October 2018**





OFFICE OF THE STATE AUDITOR & INSPECTOR
2300 N. LINCOLN BOULEVARD, ROOM 100
OKLAHOMA CITY, OK 73105-4896

WWW.SAI.OK.GOV