

50

OKLAHOMA COUNTY  
2022-2023  
ESTIMATE OF NEEDS  
AND FINANCIAL STATEMENT OF THE  
FISCAL YEAR 2021-2022

BOARD OF COUNTY COMMISSIONERS OF  
OKLAHOMA COUNTY  
STATE OF OKLAHOMA



**FILED**  
OCT 19 2022  
STATE AUDITOR & INSPECTOR

Two copies of this Financial Statement and Estimate of Needs should be filed with the County Clerk. After approval by the Excise Board and the levies are made, both statements should be signed by the appropriate Board Members. One complete signed copy must be sent to the State Auditor and Inspector, Suite 100, State Capital, Oklahoma City, OK 73105. If publication may not be had by date required for filing, affidavit and proof of publication are required to be attached within five days after date of filing.

THE 2022-2023 ESTIMATE OF NEEDS AND FINANCIAL  
STATEMENT OF THE FISCAL YEAR 2021-2022

Prepared by Oklahoma County Clerk  
As Secretary to the Board of County Commissioners and Budget Board  
As approved by the following Budget Board Members  
Submitted to the Oklahoma County Excise Board  
This 15th day of September, 2022

Chairman	<u>Susan Maughan</u>	County Clerk	_____
Commissioner	<u>Ken Coley</u>	Commissioner	<u>Carrie Blum</u>
Treasurer	<u>Forest "Butch" Freeman</u>	Assessor	<u>[Signature]</u>
Court Clerk	<u>[Signature]</u>	Sheriff	<u>[Signature]</u>

Document Scanned to SA&I Website

Date 10-21-22

Initials dm

OKlahoma

**OKLAHOMA COUNTY  
20221-2023  
ESTIMATE OF NEEDS  
AND FINANCIAL STATEMENT OF THE  
FISCAL YEAR 2021-2022**

**INDEX**

**Letters and Certifications:**

Letter to Excise Board .....	
Affidavid of Publication .....	
Certificate of Excise Board.....	Exhibit "Y"

**Exhibits:**

Exhibit "A" General Fund .....	
Exhibit "G" Sinking Fund .....	
Exhibit "I" Special Revenue Funds.....	
Exhibit "J" Capital Project Funds.....	
Exhibit "L" Internal Service Funds.....	
Exhibit "Y" Certificate of Excise Board Estimate of Needs.....	

**OKLAHOMA COUNTY  
2022-2023 ESTIMATE OF NEEDS  
AND FINANCIAL STATEMENT OF THE  
FISCAL YEAR 2021-2022**

OKLAHOMA COUNTY, STATE OF OKLAHOMA  
STATE OF OKLAHOMA, COUNTY OF OKLAHOMA, ss:

To the County Excise Board of said County and State, Greeting:

Pursuant to the requirements of 68 O.S. Section 3002, we submit herewith for your consideration, the within statement of the fiscal condition of the County of Oklahoma, State of Oklahoma, for the fiscal year beginning July 1, 2021 and ending June 30, 2022, together with an itemized statement of the estimated needs thereof for the fiscal year beginning July 1, 2022 and ending June 30, 2023. The same have been prepared in conformity to Statutes, in relation to which be it further noted that:


1. We, the members of the Budget Board of said County and State, do hereby certify that the statements herein submitted show the true and correct conditions of the fiscal affairs of said County for the fiscal year ending June 30, 2022, that said statements comprise a "full and accurate statement of the assessments, receipts and expenditures of the preceding year, made out in detail under separate heads" as required by the County Budget Act 19 O.S. Section 1401-1421; that said preparation and approval was had at official sessions of said Board on September 15, 2022.

2. And we further certify that the estimates of the several amounts necessary for current expenses for the fiscal year beginning July 1, 2022 and ending June 30, 2023 as shown under "Schedule 8" were prepared and the same have been correctly entered, and that all estimates made are entered as certified by Department heads for the respective purposes herein set out. We further certify that the sums requested for salaries of county officers and deputies are calculated and based upon authority of salary statutes currently effective and applicable in this county.


3. We further certify that the estimated income from sources other than ad valorem tax, shown on "Schedule 4", may reasonably be expected to be collected as a revenue during the ensuing fiscal year, and is not in excess of the 90% of the amounts collected for the same sources during the fiscal year ending June 30, 2022.

Dated at the office of the County Clerk, at Oklahoma City, Oklahoma this 15th day of September, 2022.

  
Chairman of the Board

  
Commissioner


(Budget Board:)

  
Treasurer

  
Court Clerk



  
Commissioner

  
County Clerk, chief Deputy

  
Assessor

  
Sheriff

Filed this 15th day of September, 2022, Secretary and Clerk of Budget Board, Oklahoma County, Oklahoma

# Journal Record Publishing Company

211 N Robinson, Suite 201S

Oklahoma City, OK 73102

## PUBLISHER'S AFFIDAVIT

Page 1 of 2

Estimate of Needs

09/22/2022

Indebtedness or Claim

NUMBER

PUBLICATION DATES

*Oklahoma County*

### LEGAL NOTICE


STATE OF OKLAHOMA

} S.S.

COUNTY OF OKLAHOMA

I, of lawful age, being duly sworn, am a legal representative of The Journal Record of Oklahoma City, Oklahoma, a daily newspaper of general circulation in Oklahoma County, Oklahoma, printed in the English Language and published in the City of Oklahoma City, in Oklahoma County, State of Oklahoma, continuously and uninterruptedly published in the County for a period of more than 104 consecutive weeks prior to the first publication of the attached notice, and having a paid general subscription circulation therein and with admission to the United States mails as paid second-class mail matter.

That said notice a true copy of which is attached hereto, was published in the regular edition of said newspaper during the period and time of publication and not in a supplement on the ABOVE LISTED DATE(S).

  
\_\_\_\_\_  
Sarah Barrow, Sales Director

Subscribed and sworn before me this 22nd day of September, 2022

  
\_\_\_\_\_  
MaRanda Beeson, Notary Public



Comission Number: 10001243  
My Comission Expires: 02/18/2026

Order Number

12157940

Publisher's Fee

\$ 516.60



Schedule 1			Cancellation of Appropriations				
Acct.	Department	Purpose	Balance	Available	Proposed Cancellation	Canceled By	Excise
5010	Defined Benefit	Additional Funding		800,000.00	-800,000.00		-800,000.00
							0.00
					-800,000.00		-800,000.00
Schedule 2			Supplemental and Additional Estimated Needs				
Acct.	Department	Purpose	Amount Requested	Published By Governing Board	Approved By Excise Board		
10111000-54000	General Government	Outside Legal	150,000.00	150,000.00	150,000.00		
10111000-54000	General Government	CJA Fixed Cost	575,312.00	575,312.00	575,312.00		
10111000-54000	General Government	Ankle Bracelets	61,000.00	61,000.00	61,000.00		
10113000-51000	Assessor	COLA 8.5%	159,636.00	159,636.00	159,636.00		
10113000-52000	Assessor	COLA Benefits	31,369.00	31,369.00	31,369.00		
10114000-51000	Assessor Revaluation	COLA 8.5%	286,945.00	286,945.00	286,945.00		
10114000-52000	Assessor Revaluation	COLA Benefits	56,384.00	56,384.00	56,384.00		
10115000-51000	Treasurer	COLA 8.5%	41,472.00	41,472.00	41,472.00		
10115000-52000	Treasurer	COLA Benefits	8,149.00	8,149.00	8,149.00		
10116000-51000	Court Clerk	COLA 8.5%	571,801.00	571,801.00	571,801.00		
10116000-52000	Court Clerk	COLA Benefits	112,359.00	112,359.00	112,359.00		
10117000-51000	County Clerk	COLA 8.5%	114,173.00	114,173.00	114,173.00		
10117000-52000	County Clerk	COLA Benefits	22,436.00	22,436.00	22,436.00		
10119000-54000	County Audit	1/10 mil	53,036.00	53,036.00	53,036.00		
10124000-51000	Purchasing	COLA 8.5%	24,622.00	24,622.00	24,622.00		
10124000-52000	Purchasing	COLA Benefits	4,839.00	4,839.00	4,839.00		
10124000-51000	Purchasing	Grant Writer	45,000.00	45,000.00	45,000.00		
10124000-52000	Purchasing	Grant Writer	20,909.00	20,909.00	20,909.00		
10125000-51000	Election Board	COLA 8.5%	99,055.00	99,055.00	99,055.00		
10125000-52000	Election Board	COLA Benefits	19,465.00	19,465.00	19,465.00		
10126000-51000	BOCC/Hlth & Safety	COLA 8.5%	43,877.00	43,877.00	43,877.00		
10126000-54000	BOCC/Hlth & Safety	COLA Benefits	8,621.00	8,621.00	8,621.00		
10126500-51000	Benefits Department	COLA 8.5%	21,895.00	21,895.00	21,895.00		
10126500-52000	Benefits Department	COLA Benefits	4,302.00	4,302.00	4,302.00		
10127000-51000	MIS	COLA 8.5%	127,170.00	127,170.00	127,170.00		
10127000-52000	MIS	COLA Benefits	24,988.00	24,988.00	24,988.00		
10128000-51000	Facility Mgmt	COLA 8.5%	91,951.00	91,951.00	91,951.00		
10128000-52000	Facility Mgmt	COLA Benefits	18,068.00	18,068.00	18,068.00		
10130000-51000	Planning Commission	COLA 8.5%	14,915.00	14,915.00	14,915.00		
10130000-52000	Planning Commission	COLA Benefits	2,931.00	2,931.00	2,931.00		
10130100-51000	Court Services	COLA 8.5%	56,108.00	56,108.00	56,108.00		
10130000-52000	Court Services	COLA Benefits	11,025.00	11,025.00	11,025.00		
10150518-51000	Sheriff Law Enforce	COLA 8.5%	672,810.00	672,810.00	672,810.00		
10150518-52000	Sheriff Law Enforce	COLA Benefits	132,207.00	132,207.00	132,207.00		
10150518-51000	Sheriff Law Enforce	Pay Parity	439,200.00	439,200.00	439,200.00		
10150518-52000	Sheriff Law Enforce	Pay Parity Benefits	86,303.00	86,303.00	86,303.00		
10152500-51000	Juvenile Detention	COLA 8.5%	387,592.00	387,592.00	3		

Exhibit "F" Miscellaneous Revenue Other than Current				
SOURCE OF REVENUE	1. ESTIMATE OF REVENUE FROM ALL SOURCES EXCEPT CURRENT TAX	2. DIFFERENCE BASED ON APPROVED BY EXCISE BOARD (21-23 REDUCED)	3. DIFFERENCE BASED ON ACTUAL COLLECTIONS	4. COLLECTIBLE APPTD BY GOV. BOARD
Surplus of Prior Year (2022) after providing for all obligations thereof	11,796,039		13,195,420	1,399,381
1 Property Tax:				
2 Ad Valorem Tax-Prior	2,337,812	2,427,878		90,066
3 Protest Taxes Released				0
4 Misc Property Taxes	458,483	477,059		18,576
5 Intergovernmental Revenues:				
6 Motor Vehicle Stamp	328,516	349,478		20,961
7 Motor Vehicle Collections	1,150,552	1,162,431		11,879
8 Revaluation-Cities & Schools	5,603,208	5,925,291		322,083
9 Juv. Detention-Lunches	165,156	114,187		9,031
10 Juvenile Detention Services	1,996,511	2,005,099		8,588
11 Juv. Justice-Maintenance	81,900	81,900		0
12 Juvenile Rest (DHS)	481,392	481,392		0
13 Juv. Justice-All to Detention/Transportation	8,125	8,392		267
14 Juv. Justice-Link	1,224	1,215		(9)
15 Juvenile State Boarding		3,912		3,912
16 Pharmacy Reimb for Social Services	339,200	339,200		0
17 Sheriff-School Grant				0
18 DA Revolving	150,000	350,000		200,000
19 Election Board-Salary	91,477	91,737		259
20 Election Board-Expense	32,400	32,995		595
21 Election Board-Municipality Reimb				0
22 Court Fund Maintenance	698,113	698,113		0
23 Court Fund Payroll Reimb				0
24 Court Revolving Fund Reimb				0
25 Charges for Services:				
26 County Clerk Fees	6,165,364	6,274,026		108,663
27 County Treasurer Fees	5,201	4,249		(952)
28 Public Records	3,547	4,048		501
29 Miscellaneous Charge for Services	2,774	2,140		(634)
30 Interest Income	100,000	2,800,000		2,700,000
31 Miscellaneous Revenue:				
32 FBA Residual/Admin Overhead	50,000	50,000		0
33 FBA Reimb for Vicinity	34,613	60,653		26,040
34 Criminal Justice Authority Reimb	129,867	129,867		0
35 Royalty	32,906	35,794		2,888
36 Rental-Misc	360	360		0
37 Retirement Reimb for Bailiffs	4,592	383		(4,209)
38 Remington Park-Tax	35,684	36,718		1,034
39 Miscellaneous Reimbursement	130,633	133,342		2,709
40 Total Estimated (Col. 1) and Collected (Col. 2) and Uncollected (Col. 3)	32,355,647	37,277,278		4,921,631
41 Deduct Item 1, Column 1 (Surplus from Delinquent Tax)	(11,796,039)			
42 Estimate of Miscellaneous Revenue Exclusive of Back Tax	20,559,607			
43 Transfer Column 2 Total Into Column 3				37,277,278
44 Current Tax Receipts into Delinquency Reserve (D-4 minus S-13)				83,024,438
45 Total Collected and Probable for the year				120,301,716
46 Deduct 1. Original Estimate of Miscellaneous Revenue (F-19, Column 1) and (Y-11) 2. Surplus Applied in Supplemental dated	20			20,559,607
47 and (Y-12) 3. Surplus Applied in Supplemental dated	20			
48 and 4. Deficiency in "Plan of Financing" Appropriations (Y-14)				79,341,793
49 Original Estimate of Fund Balance				11,796,039
50 Total Already Applied				111,697,440
51 Surplus Available (Not to Exceed Surplus on D-29)				8,604,276

NOTE: 1. Include all lawful estimates such as original and state aid estimate by Excise Board for Schools.  
2. No liability for remainder of year more than the balance of lawfully approved miscellaneous estimate.

GENERAL FUND ON LAST DAY OF MONTH OF JUNE, 2022  
OKLAHOMA COUNTY, OKLAHOMA

Exhibit "M" Appropriation Summary				
	1 FOR WARRANTS	2 FOR INTEREST	3 TOTAL	
1 Original Estimate "Made and Approved" as filed with State Auditor	111,697,440		111,697,440	
2 Increase due to Supplemental Appropriation dated 1, 20				
3 Increase due to Supplemental Appropriation dated 1, 20				
4				0
5 Total Appropriations Approved	111,697,440		111,697,440	
6 Cancellations and Reserves				
7 Reserved for Pending Appropriation Protest on Items not included in 68 O.S. § 3032				
8 Canceled by Court Order				
9 Canceled by Excise Board under authority of 68 O.S. § 3023				
10				
11 Total Cancellation and Reserves				
12 Net Approved Appropriations	111,697,440		111,697,440	
Exhibit "Y" Method of Financing Appropriations				
	1 DETAIL	2 TOTAL	3 EXTENSION	
Equalized Certified and Extended 10.35 Mills Assessed Valuation \$8,734,804,496 Levy Certified				
1 Gross Proceeds of Levy Certified to State Auditor	90,405,227	90,405,227		
2 Deduct 1. Gross Proceeds of Mills Canceled by Excise Board 68 O.S. § 3023	(921,656)	(921,656)		
3 and 2. Gross Proceeds of Mills Canceled by Court Order				
4 and 3. Gross Proceeds of Mills for Levy Protests still pending				
5 Balance Gross Proceeds of Levy free of Protests	89,483,571	89,483,571		
6 Deduct Reserve at 10% for Delinquencies (W-11 if at 10%)		8,302,444		
7 Net Tax Available to Finance Appropriations				
8 Surplus Cash of Prior Year on hand July 1 (Examine Tax Court J.E. for adjustments)				
9 Protest Tax Refund Unclaimed fully released Jul 1 (Examine Tax Court J.E. for adjustments)				
10 Estimate of all Misc. Income other than Current Tax (Exhibit "F", Column 1, Line 19)		24,081,858		
11 Surplus Collections added by Supplement dated	20			
12 Surplus Collections added by Supplement dated	20			
13 Total Finance free of Protests to Cover Exhibit "M", Line 11, Column 3		121,867,872		
14 Note any deficiency in Plan of Finance (Any Excess of M-11-3 over Y-13) (See F-28)				
Exhibit "D" Current Cash				
	1 DETAIL	2 TOTAL	3 EXTENSION	
Receipts, Disbursements and Balance Sheet Condition				
1 Cash Surplus of Prior Year Actually on Hand July 1 (Y-8)	13,195,420			
2 Released Unclaimed Protest Tax Refund on Hand July 1 (Note 2) (Y-9)				
3				
4 Current Tax Apportioned				
5 Miscellaneous Income Other Than Current Tax Apportioned (F-19, Column 2)	24,081,858			
6				
7 Total Balance and Receipts	37,277,278			
8 Current Warrants Paid				
9 Interest Paid Thereon				
10				
11 Total Disbursements				
(Publish) BALANCE SHEET Current Assets				
12 Balance Cash on Hand on date shown in caption above	13,195,420	13,195,420		
13 Net Current Tax Available Free of all Protests and Reserves (Y-7)				
14 Deduct Current tax Apportioned (D-4)				
15 Net Balance Current Tax in Process of Collection (To Column 3)		83,024,438		
16 Balance of Original Estimate of Miscellaneous Income (F-19, Column 3)	24,081,858	24,081,858		
17 Total Assets		120,301,716		
Current Liabilities and Reserves				
18 Appropriations Available for Warrant Issues (M-11, Column 1)	111,697,440			
19 Deduct Warrants Issued to Date in Caption	0			
20 Balance Appropriations Available (To Column 3)	111,697,440	111,697,440		
21 Current Warrants Outstanding on Date in Caption (D-19 Less D-8)				
22 Provisions Made for Interest on Current Warrants (M-11, Column 2)				
23 Deduct Interest Provision Used to Date (D-9)				
24 Residue of Interest Provision (If More is Needed, Enter in Schedule 2)				
25				
26				
27 Total Liabilities and Reserves		111,697,440		
28 Deficit				
29 Surplus - (If Correctly Prepared Will Agree With F-3 1)				8,604,276

**GENERAL FUND ACCOUNTS COVERING THE PERIOD JULY 1, 2021 TO JUNE 30, 2022**  
**ESTIMATE OF NEEDS FOR 2022-2023**

**EXHIBIT "A"**

Schedule 1, Current Balance Sheet - June 30, 2022	
	Amount
<b>ASSETS:</b>	
Cash Balance June 30, 2022	\$ 18,855,654.61
Investments	
<b>TOTAL ASSETS</b>	<b>\$ 18,855,654.61</b>
<b>LIABILITIES AND RESERVES:</b>	
Warrants Outstanding	
Reserve for Interest on Warrants	
Reserves from Schedule 8	5,660,234.69
<b>TOTAL LIABILITIES AND RESERVES</b>	<b>\$ 5,660,234.69</b>
<b>CASH FUND BALANCE JUNE 30, 2022</b>	<b>\$ 13,195,419.92</b>
<b>TOTAL LIABILITIES, RESERVES AND CASH FUND BALANCE</b>	<b>\$ 18,855,654.61</b>

Schedule 2, Revenue and Requirements - 2022-23		
	Detail	Total
<b>REVENUE:</b>		
Cash Balance June 30, 2021	\$ 19,536,660.84	
Cash Fund Balance Transferred from Prior Years		
Current Ad Valorem Tax Apportioned	82,011,885.79	
Miscellaneous Revenue Apportioned	24,089,752.30	
<b>TOTAL REVENUE</b>		<b>\$ 125,638,298.93</b>
<b>REQUIREMENTS:</b>		
Checks Issued 21-22	\$ 95,310,259.59	
Checks Issued 20-21	6,051,384.73	
Reserves from Schedule 8	5,660,234.69	
Transfer to Other Funds	5,421,000.00	
<b>TOTAL REQUIREMENTS</b>		<b>\$ 112,442,879.01</b>
<b>ADD: CASH FUND BALANCE AS PER BALANCE SHEET 6-30-22</b>		<b>\$ 13,195,419.92</b>
<b>TOTAL REQUIREMENTS AND CASH FUND BALANCE</b>		<b>\$ 125,638,298.93</b>

Schedule 3, Cash Fund Balance Analysis - June 30, 2022		Amount
<b>ADDITIONS:</b>		
Miscellaneous Revenue Collected in Excess of Estimates-Net		\$ 3,292,644.61
Fiscal Year 2021-22 Lapsed Appropriations		5,026,831.62
Fiscal Year 2020-21 Lapsed Appropriations		584,890.52
Ad Valorem Tax Collections in Excess of Estimate		4,291,053.17
Transfers in excess of Budgeted		0.00
<b>TOTAL ADDITIONS</b>		<b>\$ 13,195,419.92</b>
<b>DEDUCTIONS:</b>		
Supplemental Appropriations		\$ -
Current Tax in Process of Collection		
<b>TOTAL DEDUCTIONS</b>		<b>\$ -</b>
<b>Cash Fund Balance as per Balance Sheet 6-30-22</b>		<b>\$ 13,195,419.92</b>
Cash		
<b>Cash Fund Balance as per Balance Sheet 6-30-22</b>		<b>\$ 13,195,419.92</b>

**GENERAL FUND ACCOUNTS COVERING THE PERIOD JULY 1, 2021 TO JUNE 30, 2022**  
**ESTIMATE OF NEEDS FOR 2022-2023**

<b>EXHIBIT "A"</b>		
<b>Schedule 4, Miscellaneous Revenue</b>		
	<b>2021-22 ACCOUNT</b>	
<b>SOURCE</b>	<b>AMOUNT ESTIMATED</b>	<b>ACTUALLY COLLECTED</b>
<b>Miscellaneous Property Taxes</b>		
Advalorem Tax - Prior	2,766,162.51	2,697,641.93
Protest Taxes Released	-	-
Misc Property Taxes	380,019.92	2,230,208.61
<b>Intergovernmental Revenues:</b>		
Motor Vehicle Stamps	372,429.61	388,308.60
Motor Vehicle Collections	1,022,526.03	1,291,590.50
Revaluation - Cities & Schools	4,955,637.28	4,955,637.31
Juv. Detention - Lunches	81,209.21	126,874.67
Juvenile Detention Services	3,993,021.54	1,996,510.77
Juv. Justice - Maintenance	81,899.64	82,270.65
Juv. Justice - DHS Rent	481,391.64	481,391.64
Juv. Justice - Alt to Detention/Transportation	9,572.81	9,324.42
Juv. Justice - State Boarding	-	4,347.00
Juv. Justice - Link	1,152.00	1,350.00
Pharmacy Reimb for Social Services	334,000.00	310,337.47
Sheriff - SCAAP Grant	-	-
DA Revolving	150,000.00	102,567.13
Election Board - Salary	91,477.08	83,746.41
Election Board - Expense	88,305.64	36,660.59
Election Board - Municipality Reimb	-	74,667.93
Court Fund Maintenance	647,654.28	752,084.51
Court Revolving Fund Reimb	-	-
<b>Charge for Services:</b>		
County Clerk Fees	4,911,187.80	7,728,251.71
County Treasurer Fees	4,523.85	4,721.00
Public Records	7,175.39	4,498.13
Miscellaneous Charge for Services	3,429.70	2,377.39
<b>Interest Income</b>	<b>100,000.00</b>	<b>155,032.39</b>
<b>Miscellaneous Revenue:</b>		
PBA Residual/Admin Overhead	50,000.00	50,000.00
PBA reimb. For Utilities	37,112.70	37,668.87
Criminal Justice Authority Reimb	87,414.00	116,613.82
Royalty	18,727.77	39,771.42
Rental-Misc	360.00	360.00
Reimburse Resale Property Exp.	-	-
Retirement Reimb for Bailiffs	4,591.92	4,209.26
Remington Park - Tax	35,448.93	40,797.62
Miscellaneous Reimbursements	80,676.44	279,930.55
Cares Act Reimbursements	-	-
<b>GRAND TOTAL</b>	<b>20,797,107.70</b>	<b>24,089,752.30</b>
<b>S.A. &amp; I Form 2631R97</b>		



**GENERAL FUND ACCOUNTS COVERING THE PERIOD JULY 1, 2021 TO JUNE 30, 2022**  
**ESTIMATE OF NEEDS FOR 2022-2023**

2021-22 ACCOUNT	BASIS	2022-23 ACCOUNT	
OVER	LIMIT OF ENSUING	CHARGEABLE	ESTIMATED BY
(UNDER)	ESTIMATE	INCOME	GOVERNING BOARD
			APPROVED BY
			EXCISE BOARD
(68,520.58)	90.00%		2,427,878
0.00	0.00%		0
1,850,188.70	21.39%		477,059
15,878.99	90.00%		349,478
269,064.47	90.00%		1,162,431
0.03	119.57%		5,925,291
45,665.46	90.00%		114,187
(1,996,510.77)			2,005,099
371.01			81,900
0.00			481,392
(248.39)	90.00%		8,392
4,347.00			3,912
198.00	90.00%		1,215
(23,662.53)	109.30%		339,200
0.00			0
(47,432.87)	341.24%		350,000
(7,730.67)	109.54%		91,737
(51,645.05)	90.00%		32,995
74,667.93			0
104,430.23			698,113
0.00			0
2,817,063.91	81.18%		6,274,026
197.15	90.00%		4,249
(2,677.26)	90.00%		4,048
(1,052.31)	90.00%		2,140
55,032.39	1806.07%		2,800,000
0.00	100.00%		50,000
556.17	161.02%		60,653
29,199.82			129,867
21,043.65	90.00%		35,794
0.00	100.00%		360
0.00			0
(382.66)	9.09%		383
5,348.69	90.00%		36,718
199,254.11	47.63%		133,342
0.00			0.00
3,292,644.61			24,081,858

**GENERAL FUND ACCOUNTS COVERING THE PERIOD JULY 1, 2021 TO JUNE 30, 2022  
ESTIMATE OF NEEDS FOR 2022-23**

**EXHIBIT "A"**

Schedule 5, Expenditures General Fund Accounts of Current and All Prior Years	
CURRENT AND ALL PRIOR YEARS	2021-22
Cash Balance Reported to Excise Board 6-30-21	\$ 19,536,660.84
Cash Balance Transferred Out	(5,421,000.00)
Cash Balance Transferred In	0.00
Adjusted Cash Balances	\$ 14,115,660.84
Current Advalorem Tax Apportioned	82,011,885.79
Miscellaneous Revenue (Schedule 4)	24,089,752.30
Cash Fund Balance Forward from Preceding Year	
Prior Expenditures Recovered	
TOTAL RECEIPTS	\$ 106,101,638.09
TOTAL RECEIPTS AND BALANCE	\$ 120,217,298.93
Checks Issued 21-22	(95,310,259.59)
Checks Issued 20-21	(6,051,384.73)
TOTAL DISBURSEMENTS	\$ (101,361,644.32)
CASH BALANCE JUNE 30, 2022	\$ 18,855,654.61
Reserve for Warrants Outstanding	
Reserves From Schedule 8	5,660,234.69
TOTAL LIABILITIES AND RESERVE	\$ 5,660,234.69
DEFICT:	
CASH FUND BALANCE FORWARD TO SUCCEEDING YEAR	\$ 13,195,419.92

Schedule 6, General Fund Warrant Account of Current and All Prior Years	
CURRENT AND ALL PRIOR YEARS	TOTAL
Warrants Outstanding 6-30-21 of Year in Caption	\$ -
Warrants Registered During Year	
TOTAL	\$ -
Warrants Paid During Year	
Warrants Converted to Bonds or Judgments	
Warrants Cancelled	
Warrants Estopped by Statute	
BALANCE WARRANTS OUTSTANDING JUNE 30, 2022	\$ -

Schedule 7, 2021 Ad Valorem Tax Account		
2021 Net Valuation Certified to County Excise Board \$8,176,620,676	10.35 Mills	Amount
Total Proceeds of Levy as Certified		\$ 84,628,024.00
Additions:		
Deductions:		
Gross Balance Tax		\$ 84,628,024.00
Less Reserve for Delinquent Tax		7,772,083.26
Reserve for Protest Pending		0.00
Distribution Portion of TIF		864,891.88
Balance Available Tax		77,720,832.62
Deduct 2020 Tax Apportioned		82,011,885.79
Net Balance 2021 Tax in Process of Collection or		(4,291,053.17)
Excess Collections		

**GENERAL FUND ACCOUNTS COVERING THE PERIOD JULY 1, 2021, TO JUNE 30, 2022  
ESTIMATE OF NEEDS FOR 2022-23**

**EXHIBIT "A"**

Schedule 8(b), Report of Prior Year's Expenditures					
DEPARTMENTS OF GOVERNMENT APPROPRIATED ACCOUNTS	FISCAL YEAR ENDING JUNE 30, 2021				
	Reserves 06/30/21	Checks Since Issued	Claims Pending 6/30/21	Balance Lapsed Appropriations	Original Approved Appropriations
<b>Total Fund - General Fund 1001</b>					
51000 Salary and Wages	\$ 975,236.33	\$ 975,236.33	\$ -	\$ -	\$ 35,644,924.00
52000 Fringe Benefits	189,977.96	189,977.96	-	-	16,550,699.00
53000 Travel	11,801.42	11,641.42	-	160.00	377,071.00
54000 Maintenance & Operation	4,761,188.48	4,220,717.46	-	540,471.02	48,267,189.00
55000 Capital Outlay	698,071.06	653,811.56	-	44,259.50	844,084.00
<b>Grand Total</b>	<b>\$ 6,636,275.25</b>	<b>\$ 6,051,384.73</b>	<b>\$ -</b>	<b>\$ 584,890.52</b>	<b>\$ 101,683,967.00</b>
<b>110 General Government</b>					
51000 Salary and Wages	-	-	-	-	1,200.00
52000 Fringe Benefits	397.96	397.96	-	-	4,692.00
53000 Travel	-	-	-	-	-
54000 Maintenance & Operation	3,328,109.03	3,117,626.75	-	210,482.28	38,500,088.00
55000 Capital Outlay	-	-	-	-	1,428.00
<b>Total</b>	<b>3,328,506.99</b>	<b>3,118,024.71</b>	<b>-</b>	<b>210,482.28</b>	<b>38,507,408.00</b>
<b>120 Commissioners</b>					
51000 Salary and Wages	10,219.68	10,219.68	-	-	367,913.00
52000 Fringe Benefits	2,008.20	2,008.20	-	-	116,433.00
53000 Travel	-	-	-	-	25,200.00
54000 Maintenance & Operation	-	-	-	-	1,440.00
55000 Capital Outlay	-	-	-	-	-
<b>Total</b>	<b>12,227.88</b>	<b>12,227.88</b>	<b>-</b>	<b>-</b>	<b>510,986.00</b>
<b>130 Assessor</b>					
51000 Salary and Wages	54,461.18	54,461.18	-	-	2,120,797.00
52000 Fringe Benefits	10,401.76	10,401.76	-	-	944,116.00
53000 Travel	45.00	45.00	-	-	31,975.00
54000 Maintenance & Operation	106,420.86	78,420.37	-	28,000.49	288,925.00
55000 Capital Outlay	18,982.60	18,982.60	-	0.00	30,030.00
<b>Total</b>	<b>190,311.40</b>	<b>162,310.91</b>	<b>-</b>	<b>28,000.49</b>	<b>3,415,843.00</b>
<b>140 Assessor Revaluation</b>					
51000 Salary and Wages	80,020.80	80,020.80	-	-	3,227,543.00
52000 Fringe Benefits	14,925.05	14,925.05	-	-	1,427,967.00
53000 Travel	6,318.00	6,318.00	-	-	135,500.00
54000 Maintenance & Operation	211,156.18	187,688.68	-	23,467.50	837,147.00
55000 Capital Outlay	86,747.86	86,767.86	-	(20.00)	176,110.00
<b>Total</b>	<b>399,167.89</b>	<b>375,720.39</b>	<b>-</b>	<b>23,447.50</b>	<b>5,804,267.00</b>
<b>150 Treasurer</b>					
51000 Salary and Wages	17,444.70	17,444.70	-	-	568,584.00
52000 Fringe Benefits	3,079.92	3,079.92	-	-	277,681.00
53000 Travel	-	-	-	-	6,000.00
54000 Maintenance & Operation	33,857.25	18,560.86	-	15,296.39	146,221.00
55000 Capital Outlay	-	-	-	-	5,500.00
<b>Total</b>	<b>54,381.87</b>	<b>39,085.48</b>	<b>-</b>	<b>15,296.39</b>	<b>1,003,986.00</b>
<b>160 Court Clerk</b>					
51000 Salary and Wages	172,996.68	172,996.68	-	-	6,556,243.00
52000 Fringe Benefits	33,027.41	33,027.41	-	-	3,082,626.00
53000 Travel	30.00	-	-	30.00	11,200.00
54000 Maintenance & Operation	4,982.36	2,097.15	-	2,885.21	172,659.00
55000 Capital Outlay	17,739.52	15,639.18	-	2,100.34	50,000.00
<b>Total</b>	<b>228,775.97</b>	<b>223,760.42</b>	<b>-</b>	<b>5,015.55</b>	<b>9,872,728.00</b>

**GENERAL FUND ACCOUNTS COVERING THE PERIOD JULY 1, 2021, TO JUNE 30, 2022  
ESTIMATE OF NEEDS FOR 2022-23**

DEPARTMENTS OF GOVERNMENT APPROPRIATED ACCOUNTS	FISCAL YEAR ENDING JUNE 30, 2021				Original Approved Appropriations
	Reserves 06/30/21	Checks Since Issued	Claims Pending 6/30/21	Balance Lapsed Appropriations	
<b>170 County Clerk</b>					
51000 Salary and Wages	49,088.37	49,088.37	-	-	1,818,099.00
52000 Fringe Benefits	9,645.89	9,645.89	-	-	664,637.00
53000 Travel	-	-	-	-	19,740.00
54000 Maintenance & Operation	5,101.82	5,101.82	-	-	121,727.00
55000 Capital Outlay	1,009.81	1,009.81	-	-	34,813.00
Total	64,845.89	64,845.89	-	-	2,659,016.00
<b>180 Excise &amp; Equalization</b>					
51000 Salary and Wages	975.00	975.00	-	-	29,025.00
52000 Fringe Benefits	74.59	74.59	-	-	2,221.00
53000 Travel	538.94	538.94	-	-	7,330.00
54000 Maintenance & Operation	329.61	329.61	-	-	2,000.00
55000 Capital Outlay	-	-	-	-	2,000.00
Total	1,918.14	1,918.14	-	-	42,576.00
<b>190 County Audit</b>					
51000 Salary and Wages	-	-	-	-	-
52000 Fringe Benefits	-	-	-	-	-
53000 Travel	-	-	-	-	-
54000 Maintenance & Operation	6,879.01	6,879.01	-	-	751,898.00
55000 Capital Outlay	132.52	132.52	-	-	6,600.00
Total	7,011.53	7,011.53	-	-	758,498.00
<b>200 District Attorney - State</b>					
51000 Salary and Wages	-	-	-	-	-
52000 Fringe Benefits	-	-	-	-	-
53000 Travel	-	-	-	-	-
54000 Maintenance & Operation	15,589.02	15,589.02	-	-	113,515.00
55000 Capital Outlay	5,706.70	5,505.58	-	201.12	36,485.00
Total	21,295.72	21,094.60	-	201.12	150,000.00
<b>210 District Attorney - County</b>					
51000 Salary and Wages	-	-	-	-	-
52000 Fringe Benefits	-	-	-	-	-
53000 Travel	-	-	-	-	500.00
54000 Maintenance & Operation	19,338.43	18,137.35	-	1,201.08	66,398.00
55000 Capital Outlay	424.30	424.30	-	-	5,000.00
Total	19,762.73	18,561.65	-	1,201.08	71,898.00
<b>230 Public Defender</b>					
51000 Salary and Wages	-	-	-	-	-
52000 Fringe Benefits	-	-	-	-	-
53000 Travel	-	-	-	-	7,000.00
54000 Maintenance & Operation	4,858.87	4,840.12	-	18.75	43,720.00
55000 Capital Outlay	2,518.72	1,031.22	-	1,487.50	11,000.00
Total	7,377.59	5,871.34	-	1,506.25	61,720.00
<b>240 Purchasing</b>					
51000 Salary and Wages	7,639.18	7,639.18	-	-	284,016.00
52000 Fringe Benefits	1,501.11	1,501.11	-	-	155,997.00
53000 Travel	650.00	650.00	-	-	7,700.00
54000 Maintenance & Operation	2,363.74	1,394.83	-	968.91	15,339.00
55000 Capital Outlay	138.71	138.71	-	-	5,500.00
Total	12,292.74	11,323.83	-	968.91	468,552.00



**GENERAL FUND ACCOUNTS COVERING THE PERIOD JULY 1, 2021, TO JUNE 30, 2022  
ESTIMATE OF NEEDS FOR 2022-23**

DEPARTMENTS OF GOVERNMENT APPROPRIATED ACCOUNTS	FISCAL YEAR ENDING JUNE 30, 2021				
	Reserves 06/30/21	Checks Since Issued	Claims Pending 6/30/21	Balance Lapsed Appropriations	Original Approved Appropriations
<b>250 Election Board</b>					
51000 Salary and Wages	70,164.66	70,164.66	-	-	1,097,103.00
52000 Fringe Benefits	11,804.06	11,804.06	-	-	388,787.00
53000 Travel	525.44	525.44	-	-	39,226.00
54000 Maintenance & Operation	49,817.79	49,817.79	-	-	188,690.00
55000 Capital Outlay	67,324.08	33,766.08	-	33,558.00	2,500.00
Total	199,636.03	166,078.03	-	33,558.00	1,716,306.00
<b>260 HR/Health &amp; Safety</b>					
51000 Salary and Wages	12,419.34	12,419.34	-	-	507,681.00
52000 Fringe Benefits	2,440.43	2,440.43	-	-	240,370.00
53000 Travel	198.24	198.24	-	-	7,500.00
54000 Maintenance & Operation	1,643.54	1,643.54	-	-	34,670.00
55000 Capital Outlay	128.19	128.19	-	-	9,500.00
Total	16,829.74	16,829.74	-	-	799,721.00
<b>265 Employees Benefit Department</b>					
51000 Salary and Wages	6,196.51	6,196.51	-	-	235,974.00
52000 Fringe Benefits	1,217.61	1,217.61	-	-	114,158.00
53000 Travel	260.00	130.00	-	130.00	6,000.00
54000 Maintenance & Operation	391.53	391.53	-	-	11,900.00
55000 Capital Outlay	104.78	104.78	-	-	2,257.00
Total	8,170.43	8,040.43	-	130.00	370,289.00
<b>270 MIS</b>					
51000 Salary and Wages	36,648.65	36,648.65	-	-	1,405,269.00
52000 Fringe Benefits	7,174.89	7,174.89	-	-	670,911.00
53000 Travel	-	-	-	-	11,500.00
54000 Maintenance & Operation	290,600.63	198,779.10	-	91,821.53	2,114,976.00
55000 Capital Outlay	246,310.36	246,310.36	-	-	187,044.00
Total	580,734.53	488,913.00	-	91,821.53	4,389,700.00
<b>280 Facilities Management-Courthouse</b>					
51000 Salary and Wages	25,406.24	25,406.24	-	-	1,066,815.00
52000 Fringe Benefits	4,992.33	4,992.33	-	-	490,795.00
53000 Travel	-	-	-	-	3,300.00
54000 Maintenance & Operation	83,064.16	48,833.96	-	34,230.20	446,410.00
55000 Capital Outlay	11,000.05	6,000.05	-	5,000.00	78,500.00
Total	124,462.78	85,232.58	-	39,230.20	2,085,820.00
<b>285 Facilities Management - Custodial</b>					
51000 Salary and Wages	-	-	-	-	-
52000 Fringe Benefits	-	-	-	-	-
53000 Travel	-	-	-	-	-
54000 Maintenance & Operation	99,892.81	45,686.21	-	54,206.60	313,000.00
55000 Capital Outlay	-	-	-	-	-
Total	99,892.81	45,686.21	-	54,206.60	313,000.00
<b>300 Planning Commission</b>					
51000 Salary and Wages	5,690.63	5,690.63	-	-	210,934.00
52000 Fringe Benefits	1,118.20	1,118.20	-	-	96,444.00
53000 Travel	358.80	358.80	-	-	-
54000 Maintenance & Operation	-	-	-	-	7,800.00
55000 Capital Outlay	-	-	-	-	2,160.00
Total	7,167.63	7,167.63	-	-	317,338.00

GENERAL FUND ACCOUNTS COVERING THE PERIOD JULY 1, 2021, TO JUNE 30, 2022  
ESTIMATE OF NEEDS FOR 2022-23

DEPARTMENTS OF GOVERNMENT APPROPRIATED ACCOUNTS	FISCAL YEAR ENDING JUNE 30, 2021				Original Approved Appropriations
	Reserves 06/30/21	Checks Since Issued	Claims Pending 6/30/21	Balance Lapsed Appropriations	
<b>301 Court Services</b>					
51000 Salary and Wages	16,404.13	16,404.13	-	-	647,149.00
52000 Fringe Benefits	3,223.41	3,223.41	-	-	355,966.00
53000 Travel	-	-	-	-	-
54000 Maintenance & Operation	-	-	-	-	2,160.00
55000 Capital Outlay	-	-	-	-	-
Total	19,627.54	19,627.54	-	-	1,005,275.00
<b>518 Sheriff - Law Enforcement</b>					
51000 Salary and Wages	215,018.85	215,018.85	-	-	8,016,722.00
52000 Fringe Benefits	40,938.57	40,938.57	-	-	4,151,975.00
53000 Travel	-	-	-	-	8,400.00
54000 Maintenance & Operation	-	-	-	-	301,883.00
55000 Capital Outlay	-	-	-	-	-
Total	255,957.42	255,957.42	-	-	12,478,980.00
<b>525 Juvenile Justice Detention</b>					
51000 Salary and Wages	94,835.06	94,835.06	-	-	3,746,761.00
52000 Fringe Benefits	23,789.94	23,789.94	-	-	1,696,746.00
53000 Travel	2,652.00	2,652.00	-	-	7,000.00
54000 Maintenance & Operation	57,013.07	57,013.07	-	-	538,494.00
55000 Capital Outlay	28,105.83	26,908.59	-	1,197.24	13,504.00
Total	206,395.90	205,198.66	-	1,197.24	6,002,505.00
<b>526 Juvenile Justice Bureau</b>					
51000 Salary and Wages	37,302.39	37,302.39	-	-	1,430,040.00
52000 Fringe Benefits	7,105.30	7,105.30	-	-	741,657.00
53000 Travel	75.00	75.00	-	-	10,500.00
54000 Maintenance & Operation	22,329.90	22,329.90	-	(0.00)	232,458.00
55000 Capital Outlay	7,790.96	7,146.30	-	644.66	8,003.00
Total	74,603.55	73,958.89	-	644.66	2,422,658.00
<b>550 Emergency Management</b>					
51000 Salary and Wages	7,506.97	7,506.97	-	-	279,136.00
52000 Fringe Benefits	1,475.12	1,475.12	-	-	119,650.00
53000 Travel	-	-	-	-	5,000.00
54000 Maintenance & Operation	24,671.30	17,363.92	-	7,307.38	85,230.00
55000 Capital Outlay	76,767.13	76,733.49	-	33.64	142,650.00
Total	110,420.52	103,079.50	-	7,341.02	631,666.00
<b>610 Social Services</b>					
51000 Salary and Wages	27,429.43	27,429.43	-	-	918,336.00
52000 Fringe Benefits	4,816.07	4,816.07	-	-	368,413.00
53000 Travel	-	-	-	-	3,000.00
54000 Maintenance & Operation	157,987.40	152,499.89	-	5,487.51	1,157,974.00
55000 Capital Outlay	3,661.12	3,604.12	-	57.00	10,000.00
Total	193,894.02	188,349.51	-	5,544.51	2,457,723.00
<b>710 Free Fair</b>					
51000 Salary and Wages	-	-	-	-	7,950.00
52000 Fringe Benefits	-	-	-	-	608.00
53000 Travel	-	-	-	-	-
54000 Maintenance & Operation	4,410.84	4,410.84	-	-	58,680.00
55000 Capital Outlay	-	-	-	-	-
Total	4,410.84	4,410.84	-	-	67,238.00

**GENERAL FUND ACCOUNTS COVERING THE PERIOD JULY 1, 2021, TO JUNE 30, 2022  
ESTIMATE OF NEEDS FOR 2022-23**

DEPARTMENTS OF GOVERNMENT APPROPRIATED ACCOUNTS	FISCAL YEAR ENDING JUNE 30, 2021				Original Approved Appropriations
	Reserves 06/30/21	Checks Since Issued	Claims Pending 6/30/21	Balance Lapsed Appropriations	
<b>910 General Fund - District 1</b>					
51000 Salary and Wages	2,151.74	2,151.74	-	-	270,645.00
52000 Fringe Benefits	371.83	371.83	-	-	140,992.00
53000 Travel	-	-	-	-	7,500.00
54000 Maintenance & Operation	94,147.17	29,451.46	-	64,695.71	159,475.00
55000 Capital Outlay	-	-	-	-	7,500.00
Total	96,670.74	31,975.03	-	64,695.71	586,112.00
<b>920 General Fund - District 2</b>					
51000 Salary and Wages	8,005.58	8,005.58	-	-	164,346.00
52000 Fringe Benefits	1,354.71	1,354.71	-	-	61,738.00
53000 Travel	-	-	-	-	2,500.00
54000 Maintenance & Operation	1,368.76	968.08	-	400.68	22,500.00
55000 Capital Outlay	145.06	145.06	-	-	4,500.00
Total	10,874.11	10,473.43	-	400.68	255,584.00
<b>930 General Fund - District 3</b>					
51000 Salary and Wages	7,222.15	7,222.15	-	-	276,555.00
52000 Fringe Benefits	1,152.49	1,152.49	-	-	86,743.00
53000 Travel	-	-	-	-	5,500.00
54000 Maintenance & Operation	32,440.86	32,440.86	-	-	139,220.00
55000 Capital Outlay	122,814.00	122,814.00	-	-	5,000.00
Total	163,629.50	163,629.50	-	-	513,018.00
<b>940 Engineer</b>					
51000 Salary and Wages	9,988.41	9,988.41	-	-	390,088.00
52000 Fringe Benefits	1,941.11	1,941.11	-	-	148,376.00
53000 Travel	150.00	150.00	-	-	8,000.00
54000 Maintenance & Operation	2,422.54	2,421.74	-	0.80	32,260.00
55000 Capital Outlay	518.76	518.76	-	-	6,500.00
Total	15,020.82	15,020.02	-	0.80	585,224.00
<b>950 Economic Development</b>					
51000 Salary and Wages	-	-	-	-	-
52000 Fringe Benefits	-	-	-	-	-
53000 Travel	-	-	-	-	-
54000 Maintenance & Operation	100,000.00	100,000.00	-	-	200,000.00
55000 Capital Outlay	-	-	-	-	-
Total	100,000.00	100,000.00	-	-	200,000.00
<b>990 Defined Benefits Supplement</b>					
54000 Maintenance & Operation	-	-	-	-	-
Total	-	-	-	-	-
<b>991 Employee Benefits Supplement</b>					
54000 Maintenance & Operation	-	-	-	-	-
Total	-	-	-	-	-
<b>992 Worker's Comp. Supplement</b>					
54000 Maintenance & Operation	-	-	-	-	-
Total	-	-	-	-	-
<b>993 Self Insurance Supplement</b>					
54000 Maintenance & Operation	-	-	-	-	-
Total	-	-	-	-	-
<b>994 Capital Projects Supplement</b>					
54000 Maintenance & Operation	-	-	-	-	-
Total	-	-	-	-	-
<b>995 General Fund Reserve</b>					
54000 Maintenance & Operation	-	-	-	-	1,158,332.00
Total	-	-	-	-	1,158,332.00

**GENERAL FUND ACCOUNTS COVERING THE PERIOD JULY 1, 2021, TO JUNE 30, 2022  
ESTIMATE OF NEEDS FOR 2022-23**

Section 68 O.S. Section 3010 for definitions

Governmental Budget Accounts

FISCAL YEAR ENDING JUNE 30, 2022						Fiscal Year 2022/2023	
Supplemental Adjustments		Net Amount of Appropriations	Checks Issued	Reserves	Lapsed Bal. Known to be Unencumbered	Needs as Estimated by Governing Board	Approved by County Excise Board
Added	Cancelled						
\$ 1,447,426.75	\$ (7,606.50)	\$ 37,084,744.25	\$ 35,063,486.97	\$ 1,047,286.73	\$ 973,970.55	\$ 41,074,689.00	\$ 41,074,689.00
460,146.74	(110,527.78)	16,900,317.96	15,924,983.08	198,629.81	776,705.07	19,269,715.00	19,269,715.00
-	(26,981.58)	350,089.42	216,917.93	47,246.51	85,924.98	386,883.00	386,883.00
1,828,790.11	(80,904.74)	50,015,074.37	43,527,327.93	3,434,881.92	3,052,864.52	52,433,229.00	52,433,229.00
808,016.00	(5,000.00)	1,647,100.00	577,543.68	932,189.72	137,366.60	892,200.00	892,200.00
<b>\$ 4,544,379.60</b>	<b>\$ (231,020.60)</b>	<b>\$ 105,997,326.00</b>	<b>\$ 95,310,259.59</b>	<b>\$ 5,660,234.69</b>	<b>\$ 5,026,831.72</b>	<b>\$ 114,056,716.00</b>	<b>\$ 114,056,716.00</b>
-	-	1,200.00	1,200.00	-	-	1,200.00	1,200.00
300.00	-	4,992.00	4,886.57	-	105.43	4,992.00	4,992.00
-	-	-	-	-	-	-	-
50,000.00	-	38,550,088.00	37,210,176.90	1,425,828.54	(85,917.44)	39,528,704.00	39,528,704.00
-	-	1,428.00	1,428.00	-	-	1,428.00	1,428.00
50,300.00	-	38,557,708.00	37,217,691.47	1,425,828.54	(85,812.01)	39,536,324.00	39,536,324.00
-	-	367,913.00	357,692.76	10,219.68	0.56	367,913.00	367,913.00
-	-	116,433.00	113,777.81	2,008.20	646.99	119,289.00	119,289.00
-	-	25,200.00	25,200.00	-	-	25,200.00	25,200.00
-	-	1,440.00	1,440.00	-	-	1,440.00	1,440.00
-	-	-	-	-	-	-	-
-	-	510,986.00	498,110.57	12,227.88	647.55	513,842.00	513,842.00
37,351.00	-	2,158,148.00	1,989,865.91	51,523.05	116,759.04	2,291,534.00	2,291,534.00
-	(32,660.00)	911,456.00	861,368.14	9,932.52	40,155.34	1,008,799.00	1,008,799.00
-	-	31,975.00	16,160.99	3,702.48	12,111.53	39,275.00	39,275.00
40,000.00	-	328,925.00	211,713.06	93,382.19	23,829.75	383,425.00	383,425.00
-	-	30,030.00	21,898.35	7,539.74	591.91	31,190.00	31,190.00
77,351.00	(32,660.00)	3,460,534.00	3,101,006.45	166,079.98	193,447.57	3,754,223.00	3,754,223.00
18,276.00	-	3,245,819.00	3,040,596.52	86,493.35	118,729.13	3,678,764.00	3,678,764.00
-	(47,370.00)	1,380,597.00	1,319,089.39	16,168.20	45,339.41	1,619,124.00	1,619,124.00
-	(20,000.00)	115,500.00	86,928.91	24,611.43	3,959.66	165,400.00	165,400.00
126,000.00	-	963,147.00	593,239.92	364,065.39	5,841.69	1,057,426.00	1,057,426.00
-	-	176,110.00	131,573.89	44,381.67	154.44	167,350.00	167,350.00
144,276.00	(67,370.00)	5,881,173.00	5,171,428.63	535,720.04	174,024.33	6,688,064.00	6,688,064.00
72,861.00	-	641,445.00	608,305.18	18,050.39	15,089.43	654,511.00	654,511.00
7,317.00	-	284,998.00	237,096.64	3,430.94	44,470.42	319,316.00	319,316.00
-	-	6,000.00	6,000.00	-	-	6,000.00	6,000.00
7,000.00	-	153,221.00	103,647.80	17,525.50	32,047.70	155,405.00	155,405.00
-	-	5,500.00	2,414.94	219.54	2,865.52	5,500.00	5,500.00
87,178.00	-	1,091,164.00	957,464.56	39,226.37	94,473.07	1,140,732.00	1,140,732.00
414,607.00	-	6,970,850.00	6,577,978.41	193,850.01	199,021.58	7,552,651.00	7,552,651.00
83,435.00	-	3,166,061.00	3,014,289.94	37,380.29	114,390.77	3,657,236.00	3,657,236.00
-	-	11,200.00	8,868.14	960.00	1,371.86	11,200.00	11,200.00
10,000.00	-	182,659.00	176,431.55	1,612.63	4,614.82	172,659.00	172,659.00
-	-	50,000.00	5,551.53	6,383.93	38,064.54	50,000.00	50,000.00
508,042.00	-	10,380,770.00	9,783,119.57	240,186.86	357,463.57	11,443,746.00	11,443,746.00



**GENERAL FUND ACCOUNTS COVERING THE PERIOD JULY 1, 2021, TO JUNE 30, 2022  
ESTIMATE OF NEEDS FOR 2022-23**

<b>FISCAL YEAR ENDING JUNE 30, 2022</b>						<b>Fiscal Year 2022/2023</b>	
<b>Supplemental Adjustments</b>		<b>Net Amount of Appropriations</b>	<b>Checks Issued</b>	<b>Reserves</b>	<b>Lapsed Bal. Known to be Unencumbered</b>	<b>Needs as Estimated by Governing Board</b>	<b>Approved by County Excise Board</b>
<b>Added</b>	<b>Cancelled</b>						
26,368.00	-	1,844,467.00	1,792,477.13	47,003.29	4,986.58	1,958,640.00	1,958,640.00
5,181.00	-	669,818.00	647,667.89	9,236.12	12,913.99	726,777.00	726,777.00
-	-	19,740.00	15,624.29	3,960.98	154.73	19,740.00	19,740.00
-	(500.00)	121,227.00	98,516.46	10,704.78	12,005.76	121,227.00	121,227.00
500.00	-	35,313.00	31,606.13	59.99	3,646.88	35,313.00	35,313.00
32,049.00	(500.00)	2,690,565.00	2,585,891.90	70,965.16	33,707.94	2,861,697.00	2,861,697.00
-	-	29,025.00	18,075.00	2,625.00	8,325.00	33,450.00	33,450.00
-	-	2,221.00	1,382.77	200.82	637.41	2,559.00	2,559.00
-	-	7,330.00	1,812.74	1,004.21	4,513.05	6,448.00	6,448.00
-	-	2,000.00	1,158.88	41.12	800.00	2,500.00	2,500.00
-	-	2,000.00	-	-	2,000.00	-	-
-	-	42,576.00	22,429.39	3,871.15	16,275.46	44,957.00	44,957.00
-	-	-	-	-	-	-	-
-	-	-	-	-	-	-	-
-	-	-	-	-	-	-	-
18,710.00	-	770,608.00	414,056.58	143,717.77	212,833.65	823,644.00	823,644.00
-	-	6,600.00	1,457.72	132.52	5,009.76	6,600.00	6,600.00
18,710.00	-	777,208.00	415,514.30	143,850.29	217,843.41	830,244.00	830,244.00
-	-	-	-	-	-	-	-
-	-	-	-	-	-	-	-
-	-	-	-	-	-	-	-
-	-	113,515.00	97,135.77	9,178.42	7,200.81	313,515.00	313,515.00
-	-	36,485.00	22,832.66	961.80	12,690.54	36,485.00	36,485.00
-	-	150,000.00	119,968.43	10,140.22	19,891.35	350,000.00	350,000.00
-	-	-	-	-	-	-	-
-	-	-	-	-	-	-	-
-	-	500.00	-	31.88	468.12	400.00	400.00
-	-	66,398.00	53,891.78	3,845.71	8,660.51	66,398.00	66,398.00
-	-	5,000.00	5,000.00	-	-	5,100.00	5,100.00
-	-	71,898.00	58,891.78	3,877.59	9,128.63	71,898.00	71,898.00
-	-	-	-	-	-	-	-
-	-	-	-	-	-	-	-
-	-	7,000.00	7,000.00	-	-	7,000.00	7,000.00
-	-	43,720.00	40,991.30	2,120.65	608.05	47,210.00	47,210.00
-	-	11,000.00	6,187.32	4,795.42	17.26	11,460.00	11,460.00
-	-	61,720.00	54,178.62	6,916.07	625.31	65,670.00	65,670.00
5,660.00	-	289,676.00	278,299.71	7,952.91	3,423.38	360,548.00	360,548.00
1,112.00	(1,000.00)	156,109.00	149,699.17	1,562.75	4,847.08	189,906.00	189,906.00
-	-	7,700.00	1,669.99	-	6,030.01	6,700.00	6,700.00
2,000.00	(1,000.00)	16,339.00	13,262.56	1,193.26	1,883.18	17,339.00	17,339.00
-	-	5,500.00	3,029.55	1,458.65	1,011.80	4,500.00	4,500.00
8,772.00	(2,000.00)	475,324.00	445,960.98	12,167.57	17,195.45	578,993.00	578,993.00

**GENERAL FUND ACCOUNTS COVERING THE PERIOD JULY 1, 2021, TO JUNE 30, 2022**  
**ESTIMATE OF NEEDS FOR 2022-23**

FISCAL YEAR ENDING JUNE 30, 2022						Fiscal Year 2022/2023	
Supplemental Adjustments		Net Amount of Appropriations	Checks Issued	Reserves	Lapsed Bal. Known to be Unencumbered	Needs as Estimated by Governing Board	Approved by County Excise Board
Added	Cancelled						
21,942.00	-	1,119,045.00	997,739.54	58,616.76	62,688.70	1,276,412.00	1,276,412.00
4,312.00	-	393,099.00	369,404.78	6,881.23	16,812.99	504,667.00	504,667.00
-	-	39,226.00	6,689.46	7,545.95	24,990.59	24,720.00	24,720.00
-	(5,000.00)	183,690.00	133,699.03	42,792.24	7,198.73	183,690.00	183,690.00
5,000.00	-	7,500.00	2,509.76	36,083.60	(31,093.36)	5,071.00	5,071.00
31,254.00	(5,000.00)	1,742,560.00	1,510,042.57	151,919.78	80,597.65	1,994,560.00	1,994,560.00
10,114.00	-	517,795.00	429,685.49	10,640.34	77,469.17	561,672.00	561,672.00
1,987.00	-	242,357.00	211,357.18	2,090.82	28,909.00	260,525.00	260,525.00
-	-	7,500.00	671.75	469.00	6,359.25	9,300.00	9,300.00
-	-	34,670.00	25,992.84	3,530.65	5,146.51	42,420.00	42,420.00
-	-	9,500.00	6,671.88	761.18	2,066.94	9,500.00	9,500.00
12,101.00	-	811,822.00	674,379.14	17,491.99	119,950.87	883,417.00	883,417.00
27,280.00	-	263,254.00	255,646.22	7,155.18	452.60	285,149.00	285,149.00
5,361.00	-	119,519.00	116,047.77	1,405.99	2,065.24	128,427.00	128,427.00
-	-	6,000.00	1,257.79	308.00	4,434.21	6,000.00	6,000.00
-	-	11,900.00	9,859.28	1,280.27	760.45	11,900.00	11,900.00
-	-	2,257.00	1,364.81	209.56	682.63	2,257.00	2,257.00
32,641.00	-	402,930.00	384,175.87	10,359.00	8,395.13	433,733.00	433,733.00
95,705.00	-	1,500,974.00	1,394,506.76	38,390.57	68,076.67	1,623,283.00	1,623,283.00
41,402.40	-	712,313.40	619,304.55	7,183.76	85,825.09	778,335.00	778,335.00
-	-	11,500.00	1,954.91	744.72	8,800.37	11,500.00	11,500.00
-	-	2,114,976.00	1,739,819.51	307,713.53	67,442.96	2,188,791.00	2,188,791.00
570,000.00	-	757,044.00	142,702.42	539,446.78	74,894.80	212,044.00	212,044.00
707,107.40	-	5,096,807.40	3,898,288.15	893,479.36	305,039.89	4,813,953.00	4,813,953.00
21,231.00	-	1,088,046.00	967,374.04	28,234.58	92,437.38	1,179,997.00	1,179,997.00
4,172.00	-	494,967.00	409,029.26	5,136.09	80,801.65	532,017.00	532,017.00
-	-	3,300.00	-	-	3,300.00	-	-
-	-	446,410.00	218,389.38	145,271.29	82,749.33	446,410.00	446,410.00
-	-	78,500.00	46,200.33	21,778.24	10,521.43	78,500.00	78,500.00
25,403.00	-	2,111,223.00	1,640,993.01	200,420.20	269,809.79	2,236,924.00	2,236,924.00
-	-	-	-	-	-	-	-
-	-	-	-	-	-	-	-
-	-	-	-	-	-	-	-
-	-	313,000.00	218,183.35	76,508.12	18,308.53	313,000.00	313,000.00
-	-	-	-	-	-	-	-

**GENERAL FUND ACCOUNTS COVERING THE PERIOD JULY 1, 2021, TO JUNE 30, 2022  
ESTIMATE OF NEEDS FOR 2022-23**

FISCAL YEAR ENDING JUNE 30, 2022						Fiscal Year 2022/2023	
Supplemental Adjustments		Net Amount of Appropriations	Checks Issued	Reserves	Lapsed Bal. Known to be Unencumbered	Needs as Estimated by Governing Board	Approved by County Excise Board
Added	Cancelled						
12,943.00	-	660,092.00	629,967.81	18,170.99	11,953.20	716,200.00	716,200.00
2,543.00	-	358,509.00	323,009.69	3,446.60	32,052.71	396,573.00	396,573.00
-	-	-	-	-	-	-	-
-	-	2,160.00	2,100.00	-	60.00	2,160.00	2,160.00
-	-	-	-	-	-	-	-
15,486.00	-	1,020,761.00	955,077.50	21,617.59	44,065.91	1,114,933.00	1,114,933.00
-	-	-	-	-	-	-	-
-	-	-	-	-	-	-	-
155,416.00	-	8,172,138.00	7,906,485.23	243,834.48	21,818.29	9,279,542.00	9,279,542.00
5,539.00	-	4,157,514.00	4,084,382.01	49,696.99	23,435.00	4,639,170.00	4,639,170.00
-	-	8,400.00	7,000.00	-	1,400.00	-	-
209,117.00	-	511,000.00	427,690.49	83,075.22	234.29	486,000.00	486,000.00
-	-	-	-	-	-	-	-
370,072.00	-	12,849,052.00	12,425,557.73	376,606.69	46,887.58	14,404,712.00	14,404,712.00
-	-	-	-	-	-	-	-
-	-	-	-	-	-	-	-
416,828.90	-	4,163,589.90	3,984,309.28	127,894.24	51,386.38	4,950,002.00	4,950,002.00
223,014.46	-	1,919,760.46	1,778,728.55	24,146.03	116,885.88	2,417,393.00	2,417,393.00
-	(2,000.00)	5,000.00	2,850.00	390.00	1,760.00	8,300.00	8,300.00
43,297.00	-	581,791.00	413,506.64	87,496.45	80,787.91	550,894.00	550,894.00
150,273.00	-	163,777.00	64,287.90	100,500.38	(1,011.28)	48,750.00	48,750.00
833,413.36	(2,000.00)	6,833,918.36	6,243,682.37	340,427.10	249,808.89	7,975,339.00	7,975,339.00
-	-	-	-	-	-	-	-
-	-	-	-	-	-	-	-
39,145.85	-	1,469,185.85	1,377,626.68	36,135.43	55,423.74	1,612,596.00	1,612,596.00
12,305.56	-	753,962.56	665,522.49	6,947.16	81,492.91	825,021.00	825,021.00
-	(4,000.00)	6,500.00	5,303.69	-	1,196.31	9,200.00	9,200.00
-	(55,493.00)	176,965.00	120,833.60	37,986.00	18,145.40	232,458.00	232,458.00
82,243.00	-	90,246.00	8,270.07	72,978.66	8,997.27	8,002.00	8,002.00
133,694.41	(59,493.00)	2,496,859.41	2,177,556.53	154,047.25	165,255.63	2,687,277.00	2,687,277.00
-	-	-	-	-	-	-	-
-	-	-	-	-	-	-	-
5,583.00	-	284,719.00	275,082.50	7,886.83	1,749.67	343,920.00	343,920.00
1,097.00	-	120,747.00	117,900.72	1,549.76	1,296.52	160,906.00	160,906.00
-	-	5,000.00	3,004.53	1,525.60	469.87	5,000.00	5,000.00
-	-	85,230.00	64,094.86	19,087.38	2,047.76	89,310.00	89,310.00
-	-	142,650.00	59,168.45	83,398.45	83.10	136,650.00	136,650.00
6,680.00	-	638,346.00	519,251.06	113,448.02	5,646.92	735,786.00	735,786.00
-	-	-	-	-	-	-	-
-	-	-	-	-	-	-	-
18,272.00	-	936,608.00	911,416.93	24,436.37	754.70	893,890.00	893,890.00
3,590.00	-	372,003.00	359,890.27	4,724.61	7,388.12	363,014.00	363,014.00
-	-	3,000.00	459.96	37.44	2,502.60	2,000.00	2,000.00
-	-	1,157,974.00	780,196.06	230,767.51	147,010.43	1,084,204.00	1,084,204.00
-	-	10,000.00	2,920.29	6,972.41	107.30	10,000.00	10,000.00
21,862.00	-	2,479,585.00	2,054,883.51	266,938.34	157,763.15	2,353,108.00	2,353,108.00
-	-	-	-	-	-	-	-
-	(2,627.50)	5,322.50	5,322.50	-	-	7,950.00	7,950.00
-	(200.78)	407.22	407.22	-	-	608.00	608.00
-	-	-	-	-	-	-	-
2,828.28	-	61,508.28	60,177.37	265.49	1,065.42	58,680.00	58,680.00
-	-	-	-	-	-	-	-
2,828.28	(2,828.28)	67,238.00	65,907.09	265.49	1,065.42	67,238.00	67,238.00

**GENERAL FUND ACCOUNTS COVERING THE PERIOD JULY 1, 2021, TO JUNE 30, 2022  
ESTIMATE OF NEEDS FOR 2022-23**

FISCAL YEAR ENDING JUNE 30, 2022						Fiscal Year 2022/2023	
Supplemental Adjustments		Net Amount of Appropriations	Checks Issued	Reserves	Lapsed Bal. Known to be Unencumbered	Needs as Estimated by Governing Board	Approved by County Excise Board
Added	Cancelled						
3,575.00	-	274,220.00	266,571.17	292.88	7,355.95	289,719.00	289,719.00
-	(29,297.00)	111,695.00	105,773.60	22.41	5,898.99	151,821.00	151,821.00
-	-	7,500.00	3,527.15	931.95	3,040.90	7,500.00	7,500.00
30,000.00	-	189,475.00	48,935.29	196,859.98	(56,320.27)	158,795.00	158,795.00
-	-	7,500.00	3,818.10	1,256.00	2,425.90	7,500.00	7,500.00
33,575.00	(29,297.00)	590,390.00	428,625.31	199,363.22	(37,598.53)	615,335.00	615,335.00
37,287.00	-	201,633.00	183,762.58	7,609.58	10,260.84	238,003.00	238,003.00
18,646.00	-	80,384.00	79,493.99	1,495.28	(605.27)	102,461.00	102,461.00
-	-	2,500.00	-	-	2,500.00	2,500.00	2,500.00
-	-	22,500.00	15,655.15	3,454.28	3,390.57	22,500.00	22,500.00
-	-	4,500.00	2,288.74	1,637.84	573.42	4,500.00	4,500.00
55,933.00	-	311,517.00	281,200.46	14,196.98	16,119.56	369,964.00	369,964.00
-	(4,979.00)	271,576.00	262,306.34	7,950.93	1,318.73	295,589.00	295,589.00
36,478.32	-	123,221.32	119,317.70	1,562.37	2,341.25	140,943.00	140,943.00
-	(981.58)	4,518.42	3,583.66	248.63	686.13	5,500.00	5,500.00
-	(18,911.74)	120,308.26	98,083.03	22,076.48	148.75	139,220.00	139,220.00
-	(5,000.00)	-	-	-	-	5,000.00	5,000.00
36,478.32	(29,872.32)	519,624.00	483,290.73	31,838.41	4,494.86	586,252.00	586,252.00
3,777.00	-	393,865.00	352,486.39	10,153.24	31,225.37	431,169.00	431,169.00
1,528.00	-	149,904.00	124,045.99	1,995.12	23,862.89	147,832.00	147,832.00
-	-	8,000.00	3,566.61	50.00	4,383.39	8,000.00	8,000.00
4,000.00	-	36,260.00	32,349.49	3,501.07	409.44	37,060.00	37,060.00
-	-	6,500.00	4,360.84	1,233.36	905.80	9,500.00	9,500.00
9,305.00	-	594,529.00	516,809.32	16,932.79	60,786.89	633,561.00	633,561.00
-	-	-	-	-	-	-	-
-	-	-	-	-	-	-	-
-	-	-	-	-	-	-	-
-	-	200,000.00	100,000.00	100,000.00	-	200,000.00	200,000.00
-	-	-	-	-	-	-	-
-	-	200,000.00	100,000.00	100,000.00	-	200,000.00	200,000.00
-	-	-	-	-	-	-	-
-	-	-	-	-	-	-	-
-	-	-	-	-	-	-	-
-	-	-	-	-	-	-	-
-	-	-	-	-	-	-	-
-	-	-	-	-	-	-	-
-	-	-	-	-	-	296,900.00	296,900.00
-	-	-	-	-	-	296,900.00	296,900.00
-	-	-	-	-	-	-	-
-	-	-	-	-	-	-	-
1,284,837.83	-	2,443,169.83	-	-	2,443,169.83	3,195,783.00	3,195,783.00
1,284,837.83	-	2,443,169.83	-	-	2,443,169.83	3,195,783.00	3,195,783.00



**SINKING FUND ACCOUNTS COVERING THE PERIOD JULY 1, 2021 TO JUNE 30, 2022  
ESTIMATE OF NEEDS FOR 2022-23**

**EXHIBIT "G"**

**Page 1-A**

Schedule 1, Detail of Bond and Coupon Indebtedness as of June 30, 2022 - Not Affecting Homesteads (New)						
<b>PURPOSE OF BOND ISSUE:</b>						<b>General Obligation Bond</b>
Date of Issue						9/1/2014
Date of Sale By Delivery						9/1/2014
<b>HOW AND WHEN BONDS MATURE:</b>						
Uniform Maturities:						
Date Maturing Begins						9/1/2016
Amount of Each Uniform Maturity						\$ 1,250,000.00
Final Maturity Otherwise:						
Date of Final Maturity						9/1/2023
Amount of Final Maturity						\$ 1,250,000.00
<b>AMOUNT OF ORIGINAL ISSUE</b>						\$ 10,000,000.00
Cancelled, In Judgment or Delayed for Final Levy Year						\$ -
<b>Basis of Accruals Contemplated on Net Collections or Better in Anticipation:</b>						
Bond Issues Accruing By Tax Levy						\$ 10,000,000.00
Years to Run						8
Normal Annual Accrual						\$ 1,250,000.00
Tax Years Run						7
Accrual Liability To Date						\$ 8,750,000.00
<b>Deductions From Total Accruals:</b>						
Bonds Paid Prior to 6-30-21						\$ 6,250,000.00
Bonds Paid During 2021-22						\$ 1,250,000.00
Matured Bonds Unpaid						\$ -
Balance of Accrual Liability						\$ 1,250,000.00
<b>TOTAL BONDS OUTSTANDING 6-30-22</b>						
Matured Bonds Unpaid						\$ -
Unmatured						\$ 2,500,000.00
<b>Coupon Computation:</b>	Coupon Date	Unmatured Amount	% Int.	Months	Interest Amount	
Bonds and Coupons		\$ 1,250,000.00	2.000%	2 Mo.	\$ 4,166.67	
Bonds and Coupons		\$ 1,250,000.00	2.000%	12 Mo.	\$ 25,000.00	
Bonds and Coupons				12 Mo.	\$ -	
Bonds and Coupons				12 Mo.	\$ -	
Bonds and Coupons				12 Mo.	\$ -	
Bonds and Coupons				12 Mo.	\$ -	
Bonds and Coupons				Mo.	\$ -	
Bonds and Coupons				Mo.	\$ -	
Bonds and Coupons				Mo.		
Bonds and Coupons				Mo.		
Bonds and Coupons				Mo.		
<b>Requirement for Interest Earnings After Last Tax-Levy Year:</b>						
Terminal Interest to Accrue						\$ 4,166.67
Years to Run						8
Accrue Each Year						\$ 520.83
Tax years Run						7
Total Accrual To Date						\$ 3,645.84
Current Interest Earnings Through 2022-23						\$ 29,166.67
Total Interest to Levy For 2022-23						\$ 29,687.50
<b>INTEREST COUPON ACCOUNT:</b>						
Interest Earned But Unpaid 6-30-22:						
Matured						
Unmatured						\$ 25,000.00
Interest Earnings 2021-22						\$ 54,166.67
Coupons Paid Through 2021-22						\$ 62,500.00
Interest Earned But Unpaid 6-30-22						
Matured						\$ -
Unmatured						\$ 16,666.67

**SINKING FUND ACCOUNTS COVERING THE PERIOD JULY 1, 2021 TO JUNE 30, 2022  
ESTIMATE OF NEEDS FOR 2022-23**

**EXHIBIT "G"**

Page 1-B

Schedule I, Detail of Bond and Coupon Indebtedness as of June 30, 2022 - Not Affecting Homesteads (New)					
<b>PURPOSE OF BOND ISSUE:</b>					<b>General Obligation Bond</b>
Date of Issue					
Date of Sale By Delivery					4/1/2017
<b>HOW AND WHEN BONDS MATURE:</b>					
Uniform Maturities:					
Date Maturing Begins					8/1/2019
Amount of Each Uniform Maturity					\$ 4,195,000.00
Final Maturity Otherwise:					
Date of Final Maturity					8/1/2023
Amount of Final Maturity					\$ 4,250,000.00
<b>AMOUNT OF ORIGINAL ISSUE</b>					<b>\$ 21,160,000.00</b>
Cancelled, In Judgment or Delayed for Final Levy Year					\$ -
<b>Basis of Accruals Contemplated on Net Collections or Better in Anticipation:</b>					
Bond Issues Accruing By Tax Levy					\$ -
Years to Run					1
Normal Annual Accrual					\$ 4,250,000.00
Tax Years Run					0
Accrual Liability To Date					\$ 16,910,000.00
<b>Deductions From Total Accruals:</b>					
Bonds Paid Prior to 6-30-21					\$ 8,510,000.00
Bonds Paid During 2021-22					\$ 4,205,000.00
Matured Bonds Unpaid					\$ -
Balance of Accrual Liability					\$ 4,195,000.00
<b>TOTAL BONDS OUTSTANDING 6-30-22</b>					
Matured Bonds Unpaid					\$ -
Unmatured					\$ 8,445,000.00
<b>Coupon Computation:</b>	<b>Coupon Date</b>	<b>Unmatured Amount</b>	<b>% Int.</b>	<b>Months</b>	<b>Interest Amount</b>
Bonds and Coupons		\$ 4,195,000.00	4.000%	1 Mo.	\$ 13,983.33
Bonds and Coupons		\$ 4,250,000.00	5.000%	12 Mo.	\$ 212,500.00
Bonds and Coupons				12 Mo.	\$ -
Bonds and Coupons				12 Mo.	\$ -
Bonds and Coupons				12 Mo.	\$ -
Bonds and Coupons				Mo.	\$ -
Bonds and Coupons				Mo.	\$ -
Bonds and Coupons				Mo.	\$ -
Bonds and Coupons				Mo.	
Bonds and Coupons				Mo.	
Bonds and Coupons				Mo.	
<b>Requirement for Interest Earnings After Last Tax-Levy Year:</b>					
Terminal Interest to Accrue					\$ 17,708.33
Years to Run					6
Accrue Each Year					\$ 2,951.39
Tax years Run					5
Total Accrual To Date					\$ 14,756.94
Current Interest Earnings Through 2022-23					\$ 226,483.33
Total Interest to Levy For 2022-23					\$ 229,434.72
<b>INTEREST COUPON ACCOUNT:</b>					
Interest Earned But Unpaid 6-30-22:					
Matured					
Unmatured					\$ 228,541.67
Interest Earnings 2021-22					\$ 394,316.67
Coupons Paid Through 2021-22					\$ 464,400.00
Interest Earned But Unpaid 6-30-22					
Matured					\$ -
Unmatured					\$ 158,458.33

**SINKING FUND ACCOUNTS COVERING THE PERIOD JULY 1, 2021 TO JUNE 30, 2022**  
**ESTIMATE OF NEEDS FOR 2022-23**

EXHIBIT "G"

Page 1-C

Schedule 1, Detail of Bond and Coupon Indebtedness as of June 30, 2022 - Not Affecting Homesteads (New)	
PURPOSE OF BOND ISSUE:	Total All Bonds
HOW AND WHEN BONDS MATURE:	
Uniform Maturities:	
Amount of Each Uniform Maturity	\$ 5,445,000.00
Final Maturity Otherwise:	
Date of Final Maturity	\$ -
Amount of Final Maturity	\$ 5,500,000.00
AMOUNT OF ORIGINAL ISSUE	\$ 31,160,000.00
Cancelled, In Judgment or Delayed for Final Levy Year	\$ -
Basis of Accruals Contemplated on Net Collections or Better in Anticipation:	
Bond Issues Accruing By Tax Levy	\$ 10,000,000.00
Years to Run	
Normal Annual Accrual	\$ 5,500,000.00
Tax Years Run	
Accrual Liability To Date	\$ 25,660,000.00
Deductions From Total Accruals:	
Bonds Paid Prior to 6-30-21	\$ 14,760,000.00
Bonds Paid During 2021-22	\$ 5,455,000.00
Matured Bonds Unpaid	\$ -
Balance of Accrual Liability	\$ 10,945,000.00
TOTAL BONDS OUTSTANDING 6-30-22	
Matured Bonds Unpaid	\$ -
Unmatured	\$ 10,945,000.00
Requirement for Interest Earnings After last Tax-Levy Year:	
Terminal Interest To Accrue	
Total Accrual To Date	
0	
Total Interest To Levy for 2021-22	
INTEREST COUPON ACCOUNT:	
Interest Earned But Unpaid 6-30-2022	
Matured	
Unmatured	
Interest Earnings 2021-22	
Total Interest To Levy For 2021-22	
Requirement for Interest Earnings After Last Tax-Levy Year:	
Terminal Interest to Accrue	\$ 21,875.00
Years to Run	
Accrue Each Year	\$ 3,472.22
Tax years Run	
Total Accrual To Date	\$ 18,402.78
Current Interest Earnings Through 2022-23	\$ 255,650.00
Total Interest to Levy For 2022-23	\$ 259,122.22
INTEREST COUPON ACCOUNT:	
Matured	\$ -
Unmatured	\$ 253,541.67
Interest Earnings 2021-22	\$ 448,483.33
Coupons Paid Through 2021-22	\$ 526,900.00
Interest Earned But Unpaid 6-30-22	
Matured	
Unmatured	175,125.00

**SINKING FUND ACCOUNTS COVERING THE PERIOD JULY 1, 2021 TO JUNE 30, 2022  
ESTIMATE OF NEEDS FOR 2022-23**

EXHIBIT "G"

Page 2 A

Schedule 2, Detail of Judgment Indebtedness as of June 30, 2022 - Not Affecting Homesteads (New)				
Judgment For Indebtedness Originally Incurred After January 8, 1937 (New)				
IN FAVOR OF	Francis Craig	Leona Porter	K. Estes & E Grissom	Jeffrey D. Trevillion
BY WHOM OWNED	Ok Co. Retirement	Ok Co Retirement	Ok Co. Retirement	Ok Co. Retirement
PURPOSE OF JUDGMENT	Craig & Wright vs BOCC	Porter vs. BOCC	Estes-Grissom vs BOCC	Trevillion Pendleton vs BOC
CASE NUMBER	CJ 2017-4237	CIV 18-320-G	CJ 2019-3262	18-cv-0707-G
NAME OF COURT	Ok District Court	U S Western District Co	OK District Court	Western District Court
Date of Judgment	10/29/2018	12/4/2018	1/13/2020	
Principal Amount of Judgment	\$ 19,500.00	\$ 175,000.00	\$ 31,000.00	\$ 1,250,000.00
Interest Rate Assigned By Court	5.25%	5.25%	5.25%	5.25%
Tax Levies Made	3	3	2	0
Principal Amount Provided for to June 30, 2021	\$ 13,000.00	\$ 116,666.66	\$ 10,333.33	
Principal Amount Provided for in 2021-22	\$ 6,500.00	\$ 58,333.34	\$ 10,333.33	
PRINCIPAL AMOUNT NOT PROVIDED FOR	\$ -	\$ -	\$ 10,333.34	\$ 1,250,000.00
AMOUNT TO PROVIDE BY TAX LEVY FISCAL YEAR 2022-23				
Principal 1/3	\$ -	\$ -	\$ 10,333.34	\$ 416,666.67
Interest			\$ 1,084.05	\$ 113,807.07
FOR ALL JUDGMENTS REPORTED :				
LEVIED FOR BUT UNPAID JUDGMENT OBLIGATIONS				
OUTSTANDING JUNE 30, 2022				
Principal				
Interest				
JUDGMENT OBLIGATIONS SINCE LEVIED FOR:				
Principal	\$ 19,500.00	\$ 116,666.66	\$ 20,666.66	
Interest	\$ 3,627.34	\$ 31,443.59	\$ 4,150.65	
JUDGMENT OBLIGATIONS SINCE PAID:				
Principal	\$ 19,500.00	\$ 116,666.66	\$ 20,666.66	
Interest	\$ 3,352.56	\$ 29,243.08	\$ 3,790.44	
LEVIED BUT UNPAID JUDGMENT OBLIGATIONS				
OUTSTANDING JUNE 30, 2022:				
Principal				
Interest				
Total	\$ 274.78	\$ 2,200.51	\$ 360.21	\$ -

**Schedule 3, Prepaid Judgments as of June 30, 2022**

**Prepaid Judgments On Indebtedness Originating After January 8, 1937**

NAME OF JUDGMENT				
CASE NUMBER				
NAME OF COURT				
Principal Amount of Judgment				
Tax Levies Made				
Unreimbursed Balance At June 30, 2021				
Reimbursement By Tax Levy				
Annual Accrual On Prepaid Judgments				
Stricken By Court Order				
Asset Balance June 30, 2021				



**PAGE 2 B**

[illegible]

**SINKING FUND ACCOUNTS COVERING THE PERIOD JULY 1, 2021 TO JUNE 30, 2022  
ESTIMATE OF NEEDS FOR 2022-23**

EXHIBIT "G"

Page 2 C

Schedule 2, Detail of Judgment Indebtedness as of June 30, 2022 - Not Affecting Homesteads (New) (Continued)				
Judgment For Indebtedness Originally Incurred After January 8, 1937 (New)				
IN FAVOR OF				
BY WHOM OWNED				
PURPOSE OF JUDGMENT				
CASE NUMBER				
NAME OF COURT				
Date of Judgment				
Principal Amount of Judgment				
Interest Rate Assigned By Court				
Tax Levies Made				
Principal Amount Provided for to June 30, 2021				
Principal Amount Provided for in 2021-22				
PRINCIPAL AMOUNT NOT PROVIDED FOR				
AMOUNT TO PROVIDE BY TAX LEVY FISCAL YEAR 2022-23				
Principal 1/3				\$ -
Interest				
FOR ALL JUDGMENTS REPORTED : LEVIED FOR BUT UNPAID JUDGMENT OBLIGATIONS OUTSTANDING JUNE 30, 2022				
Principal				
Interest				
JUDGMENT OBLIGATIONS SINCE LEVIED FOR:				
Principal				
Interest				
JUDGMENT OBLIGATIONS SINCE PAID:				
Principal				
Interest				
LEVIED BUT UNPAID JUDGMENT OBLIGATIONS OUTSTANDING JUNE 30, 2022:				
Principal				
Interest				
Total	\$ -		\$ -	\$ -

Schedule 3, Prepaid Judgments as of June 30, 2022				
Prepaid Judgments On Indebtedness Originating After January 8, 1937				
NAME OF JUDGMENT				
CASE NUMBER				
NAME OF COURT				
Principal Amount of Judgment				
Tax Levies Made				
Unreimbursed Balance At June 30, 2021				
Reimbursement By Tax Levy				
Annual Accrual On Prepaid Judgments				
Stricken By Court Order				
Asset Balance June 30, 2021				

**SINKING FUND ACCOUNTS COVERING THE PERIOD JULY 1, 2021 TO JUNE 30, 2022  
ESTIMATE OF NEEDS FOR 2022-23**

EXHIBIT "G"

Page 2 D

Schedule 2, Detail of Judgment Indebtedness as of June 30, 2022 - Not Affecting Homesteads (New) (Continued)				
Judgment For Indebtedness Originally Incurred After January 8, 1937 (New)				
IN FAVOR OF				TOTAL ALL JUDGMENTS
BY WHOM OWNED				
PURPOSE OF JUDGMENT				
Case Number				
NAME OF COURT				
Date of Judgment				
Principal Amount of Judgment				\$ 2,575,500.00
Interest Rate Assigned By Court				
Tax Levies Made				
Principal Amount Provided for to June 30, 2021				\$ 139,999.99
Principal Amount Provided for in 2021-22				\$ 75,166.67
PRINCIPAL AMOUNT NOT PROVIDED FOR			\$ -	\$ 2,360,333.34
AMOUNT TO PROVIDE BY TAX LEVY FISCAL YEAR 2022-23				
Principal 1/3	\$ -	\$ -		\$ 793,666.67
Interest				\$ 168,211.26
FOR ALL JUDGMENTS REPORTED :				
LEVIED FOR BUT UNPAID JUDGMENT OBLIGATIONS				
OUTSTANDING JUNE 30, 2022				
Principal				
Interest				
JUDGMENT OBLIGATIONS SINCE LEVIED FOR:				
Principal				\$ 156,833.32
Interest				\$ 39,221.58
JUDGMENT OBLIGATIONS SINCE PAID:				
Principal				\$ 156,833.32
Interest				\$ 36,386.08
LEVIED BUT UNPAID JUDGMENT OBLIGATIONS				
OUTSTANDING JUNE 30, 2022:				
Principal				\$ -
Interest				\$ -
Total	\$ -	\$ -	\$ -	\$ 2,835.50

**Schedule 3, Prepaid Judgments as of June 30, 2022**

**Prepaid Judgments On Indebtedness Originating After January 8, 1937**

NAME OF JUDGMENT				
CASE NUMBER				
NAME OF COURT				
Principal Amount of Judgment				
Tax Levies Made				
Unreimbursed Balance At June 30, 2021				-
Reimbursement By Tax Levy				
Annual Accrual On Prepaid Judgments				
Stricken By Court Order				
Asset Balance June 30, 2021				

**SINKING FUND ACCOUNTS COVERING THE PERIOD JULY 1, 2021 TO JUNE 30, 2022**  
**ESTIMATE OF NEEDS FOR 2022-23**

EXHIBIT "G"

P age 3-A

Schedule 4, Sinking Fund Cash Statement		
Revenue Receipts and Disbursements	Sinking Fund	
	Detail	Extension
Cash on Hand June 30, 2021		\$ 6,696,022.77
Investments Since Liquidated		
COLLECTED AND APPORTIONED:		
2021 and Prior Ad Valorem Tax	\$ 256,329.90	
2022 Ad Valorem Tax	5,009,134.29	
Interest on Investments	4,864.35	
Miscellaneous Receipts	73,905.39	
Transfers In		
<b>TOTAL RECEIPTS</b>		\$ 5,344,233.93
<b>TOTAL RECEIPTS AND BALANCE</b>		\$ 12,040,256.70
DISBURSEMENTS:		
Coupons Paid	\$ 526,900.00	
Interest Paid on Past-Due Coupons		
Bond Paid	5,455,000.00	
Interest Paid on Past-Due Bonds		
Commission Paid to Fiscal Agency		
Judgments Paid	75,166.67	
Interest Paid on Such Judgments	1,550.56	
Investments Purchased		
Judgments Paid Under 62 O.S. 1981, 435		
<b>TOTAL DISBURSEMENTS</b>		\$ 6,058,617.23
<b>CASH BALANCE ON HAND JUNE 30, 2022</b>		\$ 5,981,639.47

Schedule 5, Sinking Fund Balance Sheet		
	Sinking Fund	
	Detail	Extension
Cash Balance on Hand June 30, 2022		\$ 5,981,639.47
Legal Investments Properly Maturing		
Judgments Paid to Recover by Tax Levy		
<b>TOTAL LIQUID ASSETS</b>		\$ 5,981,639.47
DEDUCT MATURED INDEBTEDNESS:		
a. Past-Due Coupons	\$ -	
b. Interest Accrued Thereon		
c. Past-Due Bonds		
d. Interest Thereon After Last Coupon		
e. Fiscal Agency Commission on Above		
f. Judgments and Interest Levied for But Unpaid		
<b>TOTAL Items a. Through f.</b>		\$ -
<b>BALANCE OF ASSETS SUBJECT TO ACCRUALS</b>		\$ 5,981,639.47
DEDUCT ACCRUAL RESERVES IF ASSETS SUFFICIENT:		
g. Earned Unmatured Interest	\$ 175,125.00	
h. Accrual on Final Coupons	18,402.78	
i. Accrued on Unmatured Bonds	5,445,000.00	
<b>TOTAL Items g. Through i.</b>		\$ 5,638,527.78
<b>EXCESS OF ASSETS OVER ACCRUAL RESERVES</b>		\$ 343,111.69

**SINKING FUND ACCOUNTS COVERING THE PERIOD JULY 1, 2021 TO JUNE 30, 2022**  
**ESTIMATE OF NEEDS FOR 2022-23**

EXHIBIT "G"

Page 3-B

Schedule 6, Estimate of Sinking Fund Needs		
	Sinking Fund	
	Computed by Governing Board	Provided by Excise Board
Interest Earnings on Bonds	\$ 259,122.22	\$ 259,122.22
Accruals on Unmatured Bonds	5,500,000.00	5,500,000.00
Annual Accrual on "Prepaid" Judgments		
Annual Accrual on Unpaid Judgments	793,666.67	793,666.67
Interest on Unpaid Judgments	168,211.26	168,211.26
Commission for Fiscal Agent		0.00
<b>TOTAL SINKING FUND PROVISIONS</b>	<b>\$ 6,721,000.15</b>	<b>\$ 6,721,000.15</b>

Gross Value \$8,954,127,773		
Net Value \$8,734,804,496	.77 Mills	Amount
Total Proceeds of Levy as Certified		\$ 5,976,608.07
Additions:		
Deductions:		\$ (6,690.28)
Gross Balance Tax		5,243,760.40
Less Reserve for Delinquent Tax		249,702.88
Reserve for Protest Pending		
Balance Available Tax		\$ 4,994,057.52
Deduct 2020 Tax Apportioned		8,360,756.53
Net Balance 2021 Tax in Process of Collection or		
Excess Collections		\$ 3,366,699.01

S.A. & I. Form 2661R92 Oklahoma County

**SPECIAL REVENUE FUND ACCOUNTS COVERING THE PERIOD JULY 1, 2021 TO JUNE 30, 2022  
ESTIMATE OF NEEDS FOR 2022-23**

**EXHIBIT "I"**

Special Revenue Fund Accounts:	Highway Cash 1110	CBRI 1111	Tax Assessment District 1118	Resale Property Budgeted 1130
Schedule 1, Current Balance Sheet - June 30, 2022	2021-2022	2021-2022	2021-2022	2021-2022
<b>CURRENT YEAR</b>	<b>Amount</b>	<b>Amount</b>	<b>Amount</b>	<b>Amount</b>
Cash Balance June 30, 2022	14,062,091.90	3,618,822.38	26,739.30	5,679,404.87
Investments				
<b>TOTAL ASSETS</b>	<b>\$ 14,062,091.90</b>	<b>\$ 3,618,822.38</b>	<b>\$ 26,739.30</b>	<b>\$ 5,679,404.87</b>
<b>LIABILITIES AND RESERVES:</b>				
Warrants Outstanding				
Reserve for Interest on Warrants				
Reserves from Schedule 8	5,287,084.57	1,396,092.05	-	534,652.07
<b>TOTAL LIABILITIES AND RESERVES</b>	<b>\$ 5,287,084.57</b>	<b>\$ 1,396,092.05</b>	<b>\$ -</b>	<b>\$ 534,652.07</b>
<b>CASH FUND BALANCE JUNE 30, 2022</b>	<b>\$ 8,775,007.33</b>	<b>\$ 2,222,730.33</b>	<b>\$ 26,739.30</b>	<b>\$ 5,144,752.80</b>
<b>TOTAL LIABILITIES, RESERVES AND CASH FUND BALANCE</b>	<b>\$ 14,062,091.90</b>	<b>\$ 3,618,822.38</b>	<b>\$ 26,739.30</b>	<b>\$ 5,679,404.87</b>

Schedule 5, Expenditures Special Revenue Fund Accounts of Current Year	2021-2022	2021-2022	2021-2022	2021-2022
<b>CURRENT YEAR</b>	<b>Amount</b>	<b>Amount</b>	<b>Amount</b>	<b>Amount</b>
Cash Balance Reported to Excise Board 6-30-21	15,129,706.89	2,461,495.94	\$ 26,739.30	4,995,523.84
Cash Fund Balance Transferred Out	-	-	-	(5,100,791.73)
Cash Fund Balance Transferred In	-	-	-	-
Adjusted Cash Balance	\$ 15,129,706.89	\$ 2,461,495.94	\$ 26,739.30	\$ (105,267.89)
Ad Valorem Tax Apportioned To Year In Caption				
Miscellaneous Revenue (Schedule 4)	20,045,830.5	1,537,423.21	\$ -	9,236,351.72
Interest Income	8,257.75	-	-	-
Cash Fund Balance Forward From Preceding Year		-	-	-
Prior Expenditures Recovered				
<b>TOTAL RECEIPTS</b>	<b>\$ 20,054,088.29</b>	<b>\$ 1,537,423.21</b>	<b>\$ -</b>	<b>\$ 9,236,351.72</b>
<b>TOTAL RECEIPTS AND BALANCE</b>	<b>\$ 35,183,795.18</b>	<b>\$ 3,998,919.15</b>	<b>\$ 26,739.30</b>	<b>\$ 9,131,083.83</b>
Checks Issued 21-22	16,680,964.52	148,095.00		3,345,274.29
Checks Issued 20-21	4,440,738.76	232,001.77	-	106,404.67
<b>TOTAL DISBURSEMENTS</b>	<b>\$ 21,121,703.28</b>	<b>\$ 380,096.77</b>	<b>\$ -</b>	<b>\$ 3,451,678.96</b>
<b>CASH BALANCE JUNE 30, 2022</b>	<b>\$ 14,062,091.90</b>	<b>\$ 3,618,822.38</b>	<b>\$ 26,739.30</b>	<b>\$ 5,679,404.87</b>
Reserve for Interest on Warrants				
Reserves from Schedule 8	5,287,084.57	1,396,092.05	-	534,652.07
<b>TOTAL LIABILITIES AND RESERVE</b>	<b>\$ 5,287,084.57</b>	<b>\$ 1,396,092.05</b>	<b>\$ -</b>	<b>\$ 534,652.07</b>
<b>DEFICIT: (Red Figure)</b>	<b>\$ -</b>	<b>\$ -</b>	<b>\$ -</b>	<b>\$ -</b>
<b>CASH FUND BALANCE FORWARD TO SUCCEEDING YEAR</b>	<b>\$ 8,775,007.33</b>	<b>\$ 2,222,730.33</b>	<b>\$ 26,739.30</b>	<b>\$ 5,144,752.80</b>

Schedule 6, Special Revenue Fund Warrant Accounts of Current Year	2021-2022	2021-2022	2021-2022	2021-2022
<b>CURRENT YEAR</b>	<b>Amount</b>	<b>Amount</b>	<b>Amount</b>	<b>Amount</b>
Warrants Outstanding of Year in Caption	\$ -	\$ -	\$ -	\$ -
Warrants Registered During Year				
<b>TOTAL</b>	<b>\$ -</b>	<b>\$ -</b>	<b>\$ -</b>	<b>\$ -</b>
Warrants Paid During Year				
Warrants Converted to Bonds or Judgments				
Warrants Cancelled				
Warrants Estopped by Statute				
<b>TOTAL WARRANTS RETIRED</b>	<b>\$ -</b>	<b>\$ -</b>	<b>\$ -</b>	<b>\$ -</b>
<b>BALANCE WARRANTS OUTSTANDING JUNE 30, 2022</b>	<b>\$ -</b>	<b>\$ -</b>	<b>\$ -</b>	<b>\$ -</b>

**SPECIAL REVENUE FUND ACCOUNTS COVERING THE PERIOD JULY 1, 2021 TO JUNE 30, 2022  
ESTIMATE OF NEEDS FOR 2022-23**

Treasurer's Mortgage Fee 1140	County Clerk Lien Fee 1150	Co Clerk UCC Central Filing 1151	Co Clerk Records Preservation 1152	Sheriff Service Fee 1160	Sheriff Special Revenue 1161
2021-2022	2021-2022	2021-2022	2021-2022	2021-2022	2021-2022
Amount	Amount	Amount	Amount	Amount	Amount
346,595.84	637,917.27	592,805.37	912,694.36	737,612.29	1,982,727.75
\$ 346,595.84	\$ 637,917.27	\$ 592,805.37	\$ 912,694.36	\$ 737,612.29	\$ 1,982,727.75
2,713.64	12,595.35	23,381.33	48,568.35	196,405.95	523,268.39
\$ 2,713.64	\$ 12,595.35	\$ 23,381.33	\$ 48,568.35	\$ 196,405.95	\$ 523,268.39
\$ 343,882.20	\$ 625,321.92	\$ 569,424.04	\$ 864,126.01	\$ 541,206.34	\$ 1,459,459.36
\$ 346,595.84	\$ 637,917.27	\$ 592,805.37	\$ 912,694.36	\$ 737,612.29	\$ 1,982,727.75

2021-2022	2021-2022	2021-2022	2021-2022	2021-2022	2021-2022
Amount	Amount	Amount	Amount	Amount	Amount
281,699.07	320,991.19	641,320.32	894,971.61	888,423.97	2,011,768.35
-	-	-	-	-	-
-	-	-	-	-	-
\$ 281,699.07	\$ 320,991.19	\$ 641,320.32	\$ 894,971.61	\$ 888,423.97	\$ 2,011,768.35
191,115.00	606,335.25	814,355.03	2,289,810.52	3,328,049.79	933,423.39
-	-	517.83	804.40	441.90	1,259.09
-	-	-	-	-	-
\$ 191,115.00	\$ 606,335.25	\$ 814,872.86	\$ 2,290,614.92	\$ 3,328,491.69	\$ 934,682.48
\$ 472,814.07	\$ 927,326.44	\$ 1,456,193.18	\$ 3,185,586.53	\$ 4,216,915.66	\$ 2,946,450.83
124,569.09	278,243.02	845,321.72	2,038,687.44	3,262,477.73	897,558.54
1,649.14	11,166.15	18,066.09	234,204.73	216,825.64	66,164.54
\$ 126,218.23	\$ 289,409.17	\$ 863,387.81	\$ 2,272,892.17	\$ 3,479,303.37	\$ 963,723.08
\$ 346,595.84	\$ 637,917.27	\$ 592,805.37	\$ 912,694.36	\$ 737,612.29	\$ 1,982,727.75
2,713.64	12,595.35	23,381.33	48,568.35	196,405.95	523,268.39
\$ 2,713.64	\$ 12,595.35	\$ 23,381.33	\$ 48,568.35	\$ 196,405.95	\$ 523,268.39
\$ -	\$ -	\$ -	\$ -	\$ -	\$ -
\$ 343,882.20	\$ 625,321.92	\$ 569,424.04	\$ 864,126.01	\$ 541,206.34	\$ 1,459,459.36

2021-2022	2021-2022	2021-2022	2021-2022	2021-2022	2021-2022
Amount	Amount	Amount	Amount	Amount	Amount
\$ -	\$ -	\$ -	\$ -	\$ -	\$ -
\$ -	\$ -	\$ -	\$ -	\$ -	\$ -
\$ -	\$ -	\$ -	\$ -	\$ -	\$ -
\$ -	\$ -	\$ -	\$ -	\$ -	\$ -

**SPECIAL REVENUE FUND ACCOUNTS COVERING THE PERIOD JULY 1, 2021 TO JUNE 30, 2022  
ESTIMATE OF NEEDS FOR 2022-23**

**EXHIBIT "I"**

Special Revenue Fund Accounts:	Sheriff's Grant Fund 1162	Assessors Revolving Fund 1201	Court Clerk Revolving Fee 1210	Juvenile Probation Fee 1231
Schedule 1, Current Balance Sheet - June 30, 2022	2021-2022	2021-2022	2021-2022	2021-2022
<b>CURRENT YEAR</b>	<b>Amount</b>	<b>Amount</b>	<b>Amount</b>	<b>Amount</b>
<b>ASSETS:</b>				
Cash Balance June 30, 2022	452,909.36	100,564.40	-	54,138.92
Investments				
<b>TOTAL ASSETS</b>	<b>\$ 452,909.36</b>	<b>\$ 100,564.40</b>	<b>\$ -</b>	<b>\$ 54,138.92</b>
<b>LIABILITIES AND RESERVES:</b>				
Warrants Outstanding				
Reserve for Interest on Warrants				
Reserves from Schedule 8	43,391.06	-	-	25,275.00
<b>TOTAL LIABILITIES AND RESERVES</b>	<b>\$ 43,391.06</b>	<b>\$ -</b>	<b>\$ -</b>	<b>\$ 25,275.00</b>
<b>CASH FUND BALANCE JUNE 30, 2022</b>	<b>\$ 409,518.30</b>	<b>\$ 100,564.40</b>	<b>\$ -</b>	<b>\$ 28,863.92</b>
<b>TOTAL LIABILITIES, RESERVES AND CASH FUND BALANCE</b>	<b>\$ 452,909.36</b>	<b>\$ 100,564.40</b>	<b>\$ -</b>	<b>\$ 54,138.92</b>

Schedule 5, Expenditures Special Revenue Fund Accounts of Current Year	2021-2022	2021-2022	2021-2022	2021-2022
<b>CURRENT YEAR</b>	<b>Amount</b>	<b>Amount</b>	<b>Amount</b>	<b>Amount</b>
Cash Balance Reported to Excise Board 6-30-21	\$ 518,788.35	\$ 88,092.86	\$ 579,298.24	\$ 82,514.40
Cash Fund Balance Transferred Out	-	-	-	-
Cash Fund Balance Transferred In	45.00	-	-	-
Adjusted Cash Balance	\$ 518,833.35	\$ 88,092.86	\$ 579,298.24	\$ 82,514.40
Ad Valorem Tax Apportioned To Year In Caption				
Miscellaneous Revenue (Schedule 4)	383,455.70	18,915.00	0.00	13,449.52
Interest Income				
Cash Fund Balance Forward From Preceding Year	-	-	-	-
Prior Expenditures Recovered				
<b>TOTAL RECEIPTS</b>	<b>\$ 383,455.70</b>	<b>\$ 18,915.00</b>	<b>\$ -</b>	<b>\$ 13,449.52</b>
<b>TOTAL RECEIPTS AND BALANCE</b>	<b>\$ 902,289.05</b>	<b>\$ 107,007.86</b>	<b>\$ 579,298.24</b>	<b>\$ 95,963.92</b>
Checks Issued 21-22	382,199.24	6,443.46	579,298.24	34,725.00
Checks Issued 20-21	67,180.45	-	-	7,100.00
<b>TOTAL DISBURSEMENTS</b>	<b>\$ 449,379.69</b>	<b>\$ 6,443.46</b>	<b>\$ 579,298.24</b>	<b>\$ 41,825.00</b>
<b>CASH BALANCE JUNE 30, 2022</b>	<b>\$ 452,909.36</b>	<b>\$ 100,564.40</b>	<b>\$ -</b>	<b>\$ 54,138.92</b>
Reserve for Interest on Warrants				
Reserves from Schedule 8	43,391.06	-	-	25,275.00
<b>TOTAL LIABILITIES AND RESERVE</b>	<b>\$ 43,391.06</b>	<b>\$ -</b>	<b>\$ -</b>	<b>\$ 25,275.00</b>
<b>DEFICIT: (Red Figure)</b>	<b>\$ -</b>	<b>\$ -</b>	<b>\$ -</b>	<b>\$ -</b>
<b>CASH FUND BALANCE FORWARD TO SUCCEEDING YEAR</b>	<b>\$ 409,518.30</b>	<b>\$ 100,564.40</b>	<b>\$ -</b>	<b>\$ 28,863.92</b>

Schedule 6, Special Revenue Fund Warrant Accounts of Current Year	2021-2022	2021-2022	2021-2022	2021-2022
<b>CURRENT YEAR</b>	<b>Amount</b>	<b>Amount</b>	<b>Amount</b>	<b>Amount</b>
Warrants Outstanding of Year in Caption	\$ -	\$ -	\$ -	\$ -
Warrants Registered During Year				
<b>TOTAL</b>	<b>\$ -</b>	<b>\$ -</b>	<b>\$ -</b>	<b>\$ -</b>
Warrants Paid During Year				
Warrants Converted to Bonds or Judgments				
Warrants Cancelled				
Warrants Estopped by Statute				
<b>TOTAL WARRANTS RETIRED</b>	<b>\$ -</b>	<b>\$ -</b>	<b>\$ -</b>	<b>\$ -</b>
<b>BALANCE WARRANTS OUTSTANDING JUNE 30, 2022</b>	<b>\$ -</b>	<b>\$ -</b>	<b>\$ -</b>	<b>\$ -</b>



**SPECIAL REVENUE FUND ACCOUNTS COVERING THE PERIOD JULY 1, 2021 TO JUNE 30, 2022  
ESTIMATE OF NEEDS FOR 2022-23**

**EXHIBIT "I"**

Juvenile Work Restitution 6020- 1232	Juvenile Grant Fund 1233	Planning Commission Fee 1240	Local Emergency Planning Comm 1250	Emergency Management 1251	Court Services Fund 1260	Community Sentencing 1270
2021-2022	2021-2022	2021-2022	2021-2022	2021-2022	2021-2022	2021-2022
Amount	Amount	Amount	Amount	Amount	Amount	Amount
89,074.00	312,324.12	436,189.05	9,618.35	695,868.00	166,857.88	261,447.66
\$ 89,074.00	\$ 312,324.12	\$ 436,189.05	\$ 9,618.35	\$ 695,868.00	\$ 166,857.88	\$ 261,447.66
-	29,584.78	57,973.20	-	209,651.46	13,088.08	-
\$ -	\$ 29,584.78	\$ 57,973.20	\$ -	\$ 209,651.46	\$ 13,088.08	\$ -
\$ 89,074.00	\$ 282,739.34	\$ 378,215.85	\$ 9,618.35	\$ 486,216.54	\$ 153,769.80	\$ 261,447.66
\$ 89,074.00	\$ 312,324.12	\$ 436,189.05	\$ 9,618.35	\$ 695,868.00	\$ 166,857.88	\$ 261,447.66

2021-2022	2021-2022	2021-2022	2021-2022	2021-2022	2021-2022	2021-2022
Amount	Amount	Amount	Amount	Amount	Amount	Amount
\$ 89,074.00	\$ 233,746.86	\$ 254,528.09	\$ 9,618.35	\$ 671,789.23	\$ 155,746.56	\$ 261,447.66
-	-	-	-	-	-	-
-	-	-	-	-	-	-
\$ 89,074.00	\$ 233,746.86	\$ 254,528.09	\$ 9,618.35	\$ 671,789.23	\$ 155,746.56	\$ 261,447.66
0.00	271,346.80	467,775.80	0.00	107,467.46	156,558.00	-
-	-	-	-	-	-	-
\$ -	\$ 271,346.80	\$ 467,775.80	\$ -	\$ 107,467.46	\$ 156,558.00	\$ -
\$ 89,074.00	\$ 505,093.66	\$ 722,303.89	\$ 9,618.35	\$ 779,256.69	\$ 312,304.56	\$ 261,447.66
-	189,170.20	276,503.84	-	60,873.75	139,032.78	-
-	3,599.34	9,611.00	-	22,514.94	6,413.90	-
\$ -	\$ 192,769.54	\$ 286,114.84	\$ -	\$ 83,388.69	\$ 145,446.68	\$ -
\$ 89,074.00	\$ 312,324.12	\$ 436,189.05	\$ 9,618.35	\$ 695,868.00	\$ 166,857.88	\$ 261,447.66
-	29,584.78	57,973.20	-	209,651.46	13,088.08	-
\$ -	\$ 29,584.78	\$ 57,973.20	\$ -	\$ 209,651.46	\$ 13,088.08	\$ -
\$ -	\$ -	\$ -	\$ -	\$ -	\$ -	\$ -
\$ 89,074.00	\$ 282,739.34	\$ 378,215.85	\$ 9,618.35	\$ 486,216.54	\$ 153,769.80	\$ 261,447.66

2021-2022	2021-2022	2021-2022	2021-2022	2021-2022	2021-2022	2021-2022
Amount	Amount	Amount	Amount	Amount	Amount	Amount
\$ -	\$ -	\$ -	\$ -	\$ -	\$ -	\$ -
\$ -	\$ -	\$ -	\$ -	\$ -	\$ -	\$ -
\$ -	\$ -	\$ -	\$ -	\$ -	\$ -	\$ -
\$ -	\$ -	\$ -	\$ -	\$ -	\$ -	\$ -

**SPECIAL REVENUE FUND ACCOUNTS COVERING THE PERIOD JULY 1, 2021 TO JUNE 30, 2022  
ESTIMATE OF NEEDS FOR 2022-23**

**EXHIBIT "I"**

Special Revenue Fund Accounts:	Drug Court Fund 1280	Mental Health Court Fund 1282	SHINE Fund 1290	MIS Fund 1300
Schedule 1, Current Balance Sheet - June 30, 2022	2021-2022	2021-2022	2021-2022	2021-2022
CURRENT YEAR	Amount	Amount	Amount	Amount
<b>ASSETS:</b>				
Cash Balance June 30, 2022	233,952.43	21,752.68	351,031.99	20,954.40
Investments				
<b>TOTAL ASSETS</b>	<b>\$ 233,952.43</b>	<b>\$ 21,752.68</b>	<b>\$ 351,031.99</b>	<b>\$ 20,954.40</b>
<b>LIABILITIES AND RESERVES:</b>				
Warrants Outstanding				
Reserve for Interest on Warrants				
Reserves from Schedule 8	4,239.52	3,752.68	6,838.95	-
<b>TOTAL LIABILITIES AND RESERVES</b>	<b>\$ 4,239.52</b>	<b>\$ 3,752.68</b>	<b>\$ 6,838.95</b>	<b>\$ -</b>
<b>CASH FUND BALANCE JUNE 30, 2022</b>	<b>\$ 229,712.91</b>	<b>\$ 18,000.00</b>	<b>\$ 344,193.04</b>	<b>\$ 20,954.40</b>
<b>TOTAL LIABILITIES, RESERVES AND CASH FUND BALANCE</b>	<b>\$ 233,952.43</b>	<b>\$ 21,752.68</b>	<b>\$ 351,031.99</b>	<b>\$ 20,954.40</b>

Schedule 5, Expenditures Special Revenue Fund Accounts of Current Year	2021-2022	2021-2022	2021-2022	2021-2022
CURRENT YEAR	Amount	Amount	Amount	Amount
Cash Balance Reported to Excise Board 6-30-21	\$ 490,279.08	\$ 328,251.91	\$ 486,170.68	\$ 20,954.40
Cash Fund Balance Transferred Out	(204,160.03)	(249,851.56)	-	-
Cash Fund Balance Transferred In	204,980.98	20,693.04	-	-
Adjusted Cash Balance	\$ 491,100.03	\$ 99,093.39	\$ 486,170.68	\$ 20,954.40
Ad Valorem Tax Apportioned To Year In Caption				
Miscellaneous Revenue (Schedule 4)	93.00	19,499.50	128,642.37	0.00
Interest Income				
Cash Fund Balance Forward From Preceding Year	-	-	-	-
Prior Expenditures Recovered				
<b>TOTAL RECEIPTS</b>	<b>\$ 93.00</b>	<b>\$ 19,499.50</b>	<b>\$ 128,642.37</b>	<b>\$ -</b>
<b>TOTAL RECEIPTS AND BALANCE</b>	<b>\$ 491,193.03</b>	<b>\$ 118,592.89</b>	<b>\$ 614,813.05</b>	<b>\$ 20,954.40</b>
Checks Issued 21-22	211,244.84	67,057.45	261,743.33	-
Checks Issued 20-21	45,995.76	29,782.76	2,037.73	-
<b>TOTAL DISBURSEMENTS</b>	<b>\$ 257,240.60</b>	<b>\$ 96,840.21</b>	<b>\$ 263,781.06</b>	<b>\$ -</b>
<b>CASH BALANCE JUNE 30, 2022</b>	<b>\$ 233,952.43</b>	<b>\$ 21,752.68</b>	<b>\$ 351,031.99</b>	<b>\$ 20,954.40</b>
Reserve for Interest on Warrants				
Reserves from Schedule 8	4,239.52	3,752.68	6,838.95	-
<b>TOTAL LIABILITIES AND RESERVE</b>	<b>\$ 4,239.52</b>	<b>\$ 3,752.68</b>	<b>\$ 6,838.95</b>	<b>\$ -</b>
<b>DEFICIT: (Red Figure)</b>	<b>\$ -</b>	<b>\$ -</b>	<b>\$ -</b>	<b>\$ -</b>
<b>CASH FUND BALANCE FORWARD TO SUCCEEDING YEAR</b>	<b>\$ 229,712.91</b>	<b>\$ 18,000.00</b>	<b>\$ 344,193.04</b>	<b>\$ 20,954.40</b>

Schedule 6, Special Revenue Fund Warrant Accounts of Current Year	2021-2022	2021-2022	2021-2022	2021-2022
CURRENT YEAR	Amount	Amount	Amount	Amount
Warrants Outstanding of Year in Caption	\$ -	\$ -	\$ -	\$ -
Warrants Registered During Year				
<b>TOTAL</b>	<b>\$ -</b>	<b>\$ -</b>	<b>\$ -</b>	<b>\$ -</b>
Warrants Paid During Year				
Warrants Converted to Bonds or Judgments				
Warrants Cancelled				
Warrants Estopped by Statute				
<b>TOTAL WARRANTS RETIRED</b>	<b>\$ -</b>	<b>\$ -</b>	<b>\$ -</b>	<b>\$ -</b>
<b>BALANCE WARRANTS OUTSTANDING JUNE 30, 2022</b>	<b>\$ -</b>	<b>\$ -</b>	<b>\$ -</b>	<b>\$ -</b>

S.A. & I. Form 2631R97

**SPECIAL REVENUE FUND ACCOUNTS COVERING THE PERIOD JULY 1, 2021 TO JUNE 30, 2022  
ESTIMATE OF NEEDS FOR 2022-23**

CARES Fund 1400	Emergency Rental Asst Prog Fund 1405	Election Board- CTCL COVID-19 Fund 1410	American Rescue Plan 2021 Fund 1415	Law Library Fund 6050
2021-2022	2021-2022	2021-2022	2021-2022	2021-2022
Amount	Amount	Amount	Amount	Amount
332,158.90	-	123,655.22	154,343,206.00	279,372.97
\$ 332,158.90	\$ -	\$ 123,655.22	\$ 154,343,206.00	\$ 279,372.97
312,083.00	-	16,000.00	158,000.00	52,875.53
\$ 312,083.00	\$ -	\$ 16,000.00	\$ 158,000.00	\$ 52,875.53
20,075.90	-	107,655.22	154,185,206.00	226,497.44
\$ 332,158.90	\$ -	\$ 123,655.22	\$ 154,343,206.00	\$ 279,372.97

2021-2022	2021-2022	2021-2022	2021-2022	2021-2022
Amount	Amount	Amount	Amount	Amount
\$ 4,483,177.79	\$ 5,296,771.00	\$ 123,655.22	\$ 77,446,103.00	\$ 216,380.70
-	-	-	-	-
-	-	-	-	-
\$ 4,483,177.79	\$ 5,296,771.00	\$ 123,655.22	\$ 77,446,103.00	\$ 216,380.70
2,616,342.79	7,945,156.50	0.00	77,446,103.00	434,109.22
-	-	-	-	-
\$ 2,616,342.79	\$ 7,945,156.50	\$ -	\$ 77,446,103.00	\$ 434,109.22
\$ 7,099,520.58	\$ 13,241,927.50	\$ 123,655.22	\$ 154,892,206.00	\$ 650,489.92
6,524,370.59	13,241,927.50	-	549,000.00	309,981.76
242,991.09	-	-	-	61,135.19
\$ 6,767,361.68	\$ 13,241,927.50	\$ -	\$ 549,000.00	\$ 371,116.95
\$ 332,158.90	\$ -	\$ 123,655.22	\$ 154,343,206.00	\$ 279,372.97
312,083.00	-	16,000.00	158,000.00	52,875.53
\$ 312,083.00	\$ -	\$ 16,000.00	\$ 158,000.00	\$ 52,875.53
\$ -	\$ -	\$ -	\$ -	\$ -
\$ 20,075.90	\$ -	\$ 107,655.22	\$ 154,185,206.00	\$ 226,497.44

2021-2022	2021-2022	2021-2022	2021-2022	2021-2022
Amount	Amount	Amount	Amount	Amount
\$ -	\$ -	\$ -	\$ -	\$ -
\$ -	\$ -	\$ -	\$ -	\$ -
\$ -	\$ -	\$ -	\$ -	\$ -
\$ -	\$ -	\$ -	\$ -	\$ -

**SPECIAL REVENUE FUND ACCOUNTS COVERING THE PERIOD JULY 1, 2021 TO JUNE 30, 2022**  
**ESTIMATE OF NEEDS FOR 2022-23**

**EXHIBIT "I"**

<b>Special Revenue Fund Accounts:</b>		
<b>Schedule 1, Current Balance Sheet - June 30, 2022</b>		
<b>CURRENT YEAR</b>		<b>TOTAL</b>
<b>ASSETS:</b>		
Cash Balance June 30, 2022		\$ 186,882,487.66
Investments		
<b>TOTAL ASSETS</b>		\$ 186,882,487.66
<b>LIABILITIES AND RESERVES:</b>		
Warrants Outstanding		
Reserve for Interest on Warrants		
Reserves from Schedule 8		8,957,514.96
<b>TOTAL LIABILITIES AND RESERVES</b>		\$ 8,957,514.96
<b>CASH FUND BALANCE JUNE 30, 2022</b>		\$ 177,924,972.70
<b>TOTAL LIABILITIES, RESERVES AND CASH FUND BALANCE</b>		\$ 186,882,487.66

<b>Schedule 5, Expenditures Special Revenue Fund Accounts of Current Year</b>		
<b>CURRENT YEAR</b>		<b>Amount</b>
Cash Balance Reported to Excise Board 6-30-21		\$ 119,489,028.86
Cash Fund Balance Transferred Out		(5,554,803.32)
Cash Fund Balance Transferred In		225,719.02
Adjusted Cash Balance		\$ 114,159,944.56
Ad Valorem Tax Apportioned To Year In Caption		
Miscellaneous Revenue (Schedule 4)		128,991,609.11
Interest Income		11,280.97
Cash Fund Balance Forward From Preceding Year		-
Prior Expenditures Recovered		
<b>TOTAL RECEIPTS</b>		\$ 129,002,890.08
<b>TOTAL RECEIPTS AND BALANCE</b>		\$ 243,162,834.64
Checks Issued 21-22		50,454,763.33
Checks Issued 20-21		5,825,583.65
<b>TOTAL DISBURSEMENTS</b>		\$ 56,280,346.98
<b>CASH BALANCE JUNE 30, 2022</b>		\$ 186,882,487.66
Reserve for Warrants Outstanding		
Reserve for Interest on Warrants		
Reserves from Schedule 8		8,957,514.96
<b>TOTAL LIABILITIES AND RESERVE</b>		\$ 8,957,514.96
<b>DEFICIT: (Red Figure)</b>		\$ -
<b>CASH FUND BALANCE FORWARD TO SUCCEEDING YEAR</b>		\$ 177,924,972.70

<b>Schedule 6, Special Revenue Fund Warrant Accounts of Current Year</b>		<b>2021-2022</b>
<b>CURRENT YEAR</b>		<b>Amount</b>
Warrants Outstanding of Year in Caption		\$ -
Warrants Registered During Year		
<b>TOTAL</b>		\$ -
Warrants Paid During Year		
Warrants Converted to Bonds or Judgments		
Warrants Cancelled		
Warrants Estopped by Statute		
<b>TOTAL WARRANTS RETIRED</b>		\$ -
<b>BALANCE WARRANTS OUTSTANDING JUNE 30, 2022</b>		\$ -

**SPECIAL REVENUE FUND ACCOUNTS COVERING THE PERIOD JULY 1, 2021 TO JUNE 30, 2022**  
**ESTIMATE OF NEEDS FOR 2022-23**  
**SPECIAL CASH FUNDS REQUIRED BY 62 O.S. 1991 SEC. 331, TO BE ACCOUNTED FOR SEPARATELY FROM**  
**TAX-LEVY FUNDS**

Exhibit "I"

Schedule 8 (Report of Prior Year's Expenditures)	Fiscal Year Ending June 30, 2021			
	Reserves 6-30-21 With Subsequent Adjustments	Checks Since Issued	Claims Pending 6-30-2021	Balance Lapsed Appropriations
<b>Not to be estimated but appropriated after receipt</b>				
<b>Highway Cash Fund 1110</b>				
<b>District 1</b>				
51000 Salaries & Wages	51,794.33	51,794.33	-	-
52000 Fringe Benefits	9,905.60	9,905.60	-	-
53000 Travel	260.00	260.00	-	-
54000 Maintenance and operation	269,640.27	61,032.43	-	208,607.84
55000 Capital Outlay	305,322.02	305,322.02	-	-
<b>Total Highway Cash Fund - District 1</b>	<b>636,922.22</b>	<b>428,314.38</b>	<b>-</b>	<b>208,607.84</b>
<b>District 2</b>				
51000 Salaries & Wages	33,543.21	33,543.21	-	-
52000 Fringe Benefits	6,484.10	6,484.10	-	-
53000 Travel	-	-	-	-
54000 Maintenance and operation	4,141,534.90	3,414,083.01	-	727,451.89
55000 Capital Outlay	-	-	-	-
<b>Total Highway Cash Fund - District 2</b>	<b>4,181,562.21</b>	<b>3,454,110.32</b>	<b>-</b>	<b>727,451.89</b>
<b>District 3</b>				
51000 Salaries & Wages	49,301.73	49,301.73	-	-
52000 Fringe Benefits	9,325.68	9,325.68	-	-
53000 Travel	-	-	-	-
54000 Maintenance and operation	528,931.01	479,787.65	-	49,143.36
55000 Capital Outlay	19,952.76	19,899.00	-	53.76
<b>Total Highway Cash Fund - District 3</b>	<b>607,511.18</b>	<b>558,314.06</b>	<b>-</b>	<b>49,197.12</b>
<b>Turpike Corridor - 905</b>				
54000 Maintenance and operation	-	-	-	-
<b>Total Highway Cash Fund</b>	<b>5,425,995.61</b>	<b>4,440,738.76</b>	<b>-</b>	<b>985,256.85</b>
<b>County Bridge &amp; Road Improvement Fund - 1111</b>				
54000 Maintenance and operation	1,173,604.92	232,001.77	-	941,603.15
<b>Tax Assessment District - 1118</b>				
54000 Maintenance and operation	-	-	-	-
<b>Resale Property Budgeted - 1130</b>				
51000 Salaries & Wages	46,228.81	46,228.81	-	-
52000 Fringe Benefits	9,012.65	9,012.65	-	-
53000 Travel	-	-	-	-
54000 Maintenance and operation	370,136.08	22,123.30	-	348,012.78
55000 Capital Outlay	29,039.91	29,039.91	-	-
<b>Total Resale Property Refunds</b>	<b>454,417.45</b>	<b>106,404.67</b>	<b>-</b>	<b>348,012.78</b>
<b>Treasurer Mortgage Fee - 1140</b>				
51000 Salaries & Wages	1,132.99	1,132.99	-	-
52000 Fringe Benefits	222.64	222.64	-	-
53000 Travel	-	-	-	-
54000 Maintenance and operation	1,758.06	173.83	-	1,584.23
55000 Capital Outlay	119.68	119.68	-	-
<b>Total Treasurer Mortgage Fee</b>	<b>3,233.37</b>	<b>1,649.14</b>	<b>-</b>	<b>1,584.23</b>

**SPECIAL REVENUE FUND ACCOUNTS COVERING THE PERIOD JULY 1, 2021 TO JUNE 30, 2022**  
**ESTIMATE OF NEEDS FOR 2022-23**  
**SPECIAL CASH FUNDS REQUIRED BY 62 O.S. 1991 SEC. 331, TO BE ACCOUNTED FOR SEPARATELY FROM**  
**TAX-LEVY FUNDS**

Exhibit "I"

Schedule 8 (Report of Prior Year's Expenditures)	Fiscal Year Ending June 30, 2021			
	Reserves 6-30-21 With Subsequent Adjustments	Checks Since Issued	Claims Pending 6-30-2021	Balance Lapsed Appropriations
Not to be estimated but appropriated after receipt				
<b>County Clerk Lien Fee - 1150</b>				
51000 Salaries & Wages	3,173.73	3,173.73	-	-
52000 Fringe Benefits	623.64	623.64	-	-
53000 Travel	-	-	-	-
54000 Maintenance and operation	10,892.79	7,138.78	-	3,754.01
55000 Capital Outlay	363.43	230.00	-	133.43
<b>Total County Clerk Lien Fee</b>	<b>15,053.59</b>	<b>11,166.15</b>	<b>-</b>	<b>3,887.44</b>
<b>UCC Central Filing Fee - 1151</b>				
51000 Salaries & Wages	10,984.03	10,984.03	-	-
52000 Fringe Benefits	1,807.06	1,807.06	-	-
53000 Travel	-	-	-	-
54000 Maintenance and operation	5,275.00	5,275.00	-	-
55000 Capital Outlay	2,020.00	-	-	2,020.00
<b>Total UCC Central Filing Fee Fund</b>	<b>20,086.09</b>	<b>18,066.09</b>	<b>-</b>	<b>2,020.00</b>
<b>Records Mgmt. &amp; Preservation - 1152</b>				
51000 Salaries & Wages	27,023.37	27,023.37	-	-
52000 Fringe Benefits	5,310.08	5,310.08	-	-
53000 Travel	-	-	-	-
54000 Maintenance and operation	216,506.70	17,992.29	-	198,514.41
55000 Capital Outlay	185,978.99	183,878.99	-	2,100.00
<b>Total Records Mgmt. &amp; Preservation Fund</b>	<b>434,819.14</b>	<b>234,204.73</b>	<b>-</b>	<b>200,614.41</b>
<b>Sheriff Service Fee - 1160</b>				
51000 Salaries & Wages	39,416.04	39,416.04	-	-
52000 Fringe Benefits	7,605.54	7,605.54	-	-
53000 Travel	632.29	632.29	-	-
54000 Maintenance and operation	206,274.89	165,110.90	-	41,163.99
55000 Capital Outlay	4,060.87	4,060.87	-	-
<b>Total Sheriff Service Fee</b>	<b>257,989.63</b>	<b>216,825.64</b>	<b>-</b>	<b>41,163.99</b>
<b>Sheriff Special Revenue - 1161</b>				
51000 Salaries & Wages	1,439.56	1,439.56	-	-
52000 Fringe Benefits	282.87	282.87	-	-
53000 Travel	415.00	415.00	-	-
54000 Maintenance and operation	40,124.32	22,087.73	-	18,036.59
55000 Capital Outlay	109,059.34	41,939.38	-	67,119.96
<b>Total Sheriff Special Revenue</b>	<b>151,321.09</b>	<b>66,164.54</b>	<b>-</b>	<b>85,156.55</b>
<b>Sheriff's Grant Fund - 1162</b>				
51000 Salaries & Wages	11,665.30	11,665.30	-	-
52000 Fringe Benefits	1,202.50	1,202.50	-	-
53000 Travel	-	-	-	-
54000 Maintenance and operation	3,589.13	3,589.13	-	-
55000 Capital Outlay	54,649.52	50,723.52	-	3,926.00
<b>Total Sheriff Special Revenue</b>	<b>71,106.45</b>	<b>67,180.45</b>	<b>-</b>	<b>3,926.00</b>
<b>Assessor Revolving Fee - 1201</b>				
54000 Operating Expend.	-	-	-	-
55000 Capital Outlay	2,652.00	-	-	2,652.00
<b>Total Assessor Revolving</b>	<b>2,652.00</b>	<b>-</b>	<b>-</b>	<b>2,652.00</b>
<b>Court Clerk Revolving Fee Fund - 1210</b>				
Vouchers	-	-	-	-
<b>Total Court Clerk Revolving Fund Total</b>	<b>-</b>	<b>-</b>	<b>-</b>	<b>-</b>

**SPECIAL REVENUE FUND ACCOUNTS COVERING THE PERIOD JULY 1, 2021 TO JUNE 30, 2022**  
**ESTIMATE OF NEEDS FOR 2022-23**  
**SPECIAL CASH FUNDS REQUIRED BY 62 O.S. 1991 SEC. 331, TO BE ACCOUNTED FOR SEPARATELY FROM**  
**TAX-LEVY FUNDS**

Exhibit "I"

Schedule 8 (Report of Prior Year's Expenditures)	Fiscal Year Ending June 30, 2021			
	Reserves 6-30-21 With Subsequent Adjustments	Checks Since Issued	Claims Pending 6-30-2021	Balance Lapsed Appropriations
Not to be estimated but appropriated after receipt				
<b>Juvenile Probation Fee Fund - 1231</b>				
54000 Maintenance and operation	7,100.00	7,100.00	-	-
<b>Total Juvenile Probation Fee</b>	<b>7,100.00</b>	<b>7,100.00</b>	<b>-</b>	<b>-</b>
<b>Juvenile Grant Fund - 1233</b>				
51000 Salaries & Wages	3,008.22	3,008.22	-	-
52000 Fringe Benefits	591.12	591.12	-	-
53000 Travel	-	-	-	-
54000 Maintenance and operation	-	-	-	-
55000 Capital Outlay	-	-	-	-
<b>Total Juvenile Grant Fund</b>	<b>3,599.34</b>	<b>3,599.34</b>	<b>-</b>	<b>-</b>
<b>Planning Commission Fee Fund - 1240</b>				
51000 Salaries & Wages	3,828.48	3,828.48	-	-
52000 Fringe Benefits	613.57	613.57	-	-
53000 Travel	702.08	361.10	-	340.98
54000 Maintenance and operation	10,653.31	4,807.85	-	5,845.46
55000 Capital Outlay	402.26	-	-	402.26
<b>Total Planning Commission Fee</b>	<b>16,199.70</b>	<b>9,611.00</b>	<b>-</b>	<b>6,588.70</b>
<b>Local Emergency Planning Committee - 1250</b>				
53000 Travel	-	-	-	-
54000 Maintenance and operation	-	-	-	-
55000 Capital Outlay	-	-	-	-
<b>Total Local Emerg Planning Comm</b>	<b>-</b>	<b>-</b>	<b>-</b>	<b>-</b>
<b>Emergency Management Fund - 1251</b>				
51000 Salaries & Wages	-	-	-	-
52000 Fringe Benefits	-	-	-	-
53000 Travel	-	-	-	-
54000 Maintenance and operation	14,864.23	2,264.23	-	12,600.00
55000 Capital Outlay	20,639.05	20,250.71	-	388.34
<b>Total Emergency Management Fund</b>	<b>35,503.28</b>	<b>22,514.94</b>	<b>-</b>	<b>12,988.34</b>
<b>Community Service Fee Fund - 1260</b>				
51000 Salaries & Wages	-	-	-	-
52000 Fringe Benefits	-	-	-	-
53000 Travel	-	-	-	-
54000 Maintenance and operation	18,648.68	6,160.44	-	12,488.24
55000 Capital Outlay	277.46	253.46	-	24.00
<b>Total Community Service Fee</b>	<b>18,926.14</b>	<b>6,413.90</b>	<b>-</b>	<b>12,512.24</b>

**SPECIAL REVENUE FUND ACCOUNTS COVERING THE PERIOD JULY 1, 2021 TO JUNE 30, 2022**  
**ESTIMATE OF NEEDS FOR 2022-23**  
**SPECIAL CASH FUNDS REQUIRED BY 62 O.S. 1991 SEC. 331, TO BE ACCOUNTED FOR SEPARATELY FROM**  
**TAX-LEVY FUNDS**

Exhibit "I"

Schedule 8 (Report of Prior Year's Expenditures)	Fiscal Year Ending June 30, 2021			
	Reserves 6-30-21 With Subsequent Adjustments	Checks Since Issued	Claims Pending 6-30-2021	Balance Lapsed Appropriations
Not to be estimated but appropriated after receipt				
<b>Community Sentencing Fund - 1270</b>				
51000 Salaries & Wages	-	-	-	-
52000 Fringe Benefits	-	-	-	-
53000 Travel	-	-	-	-
54000 Maintenance and operation	-	-	-	-
55000 Capital Outlay	-	-	-	-
<b>Total Community Sentencing</b>	-	-	-	-
<b>Drug Court Fund - 1280</b>				
51000 Salaries & Wages	-	-	-	-
52000 Fringe Benefits	102.68	102.68	-	-
53000 Travel	-	-	-	-
54000 Maintenance and operation	93,457.46	45,506.96	-	47,950.50
55000 Capital Outlay	386.40	386.12	-	0.28
<b>Total Drug Court Fund</b>	<b>93,946.54</b>	<b>45,995.76</b>	-	<b>47,950.78</b>
<b>Mental Health Court Fund - 1282</b>				
54000 Maintenance and operation	42,906.08	29,407.12	-	13,498.96
55000 Capital Outlay	375.80	375.64	-	0.16
<b>Total Mental Health Court Fund</b>	<b>43,281.88</b>	<b>29,782.76</b>	-	<b>13,499.12</b>
<b>SHINE Program fund - 1290</b>				
51000 Salaries & Wages	1,786.65	1,786.65	-	-
52000 Fringe Benefits	251.08	251.08	-	-
53000 Travel	-	-	-	-
54000 Maintenance and operation	-	-	-	-
55000 Capital Outlay	-	-	-	-
<b>Total SHINE Program Fund</b>	<b>2,037.73</b>	<b>2,037.73</b>	-	-
<b>MIS Fund - 1300</b>				
51000 Salaries & Wages	-	-	-	-
52000 Fringe Benefits	-	-	-	-
53000 Travel	-	-	-	-
54000 Maintenance and operation	-	-	-	-
55000 Capital Outlay	-	-	-	-
<b>Total MIS Fund</b>	-	-	-	-
<b>Coronavirus Relief (CARES Act) - 1400</b>				
51000 Salaries & Wages	-	-	-	-
52000 Fringe Benefits	-	-	-	-
53000 Travel	-	-	-	-
54000 Maintenance and operation	198,415.58	169,939.90	-	28,475.68
55000 Capital Outlay	73,051.19	73,051.19	-	-
<b>Total CARES Fund</b>	<b>271,466.77</b>	<b>242,991.09</b>	-	<b>28,475.68</b>
<b>Emergency Rental Asst Program - 1405</b>				
54000 Maintenance and operation	-	-	-	-
<b>Total Emergency Rental Asst Prog</b>	-	-	-	-
<b>Election Board-CTCL-COVID 19 - 1410</b>				
54000 Maintenance and operation	2,465.92	-	-	2,465.92
<b>Total Election Board-CTCL-COVID 19 Fund</b>	<b>2,465.92</b>	-	-	<b>2,465.92</b>
<b>American Rescue Plan 2021 - 1415</b>				
54000 Maintenance and operation	-	-	-	-
<b>Total American Rescue Plan 2021 Fund</b>	-	-	-	-



**SPECIAL REVENUE FUND ACCOUNTS COVERING THE PERIOD JULY 1, 2021 TO JUNE 30, 2022**  
**ESTIMATE OF NEEDS FOR 2022-23**  
SPECIAL CASH FUNDS REQUIRED BY 62 O.S. 1991 SEC. 331, TO BE ACCOUNTED FOR SEPARATELY FROM  
TAX-LEVY FUNDS

Exhibit "I"

Schedule 8 (Report of Prior Year's Expenditures)	Fiscal Year Ending June 30, 2021			
	Reserves 6-30-21 With Subsequent Adjustments	Checks Since Issued	Claims Pending 6-30-2021	Balance Lapsed Appropriations
Not to be estimated but appropriated after receipt				
<b>Juvenile Work Restitution - 6020</b>				
51000 Salaries & Wages	-	-	-	-
52000 Fringe Benefits	-	-	-	-
53000 Travel	-	-	-	-
54000 Maintenance and operation	-	-	-	-
<b>Total Juvenile Work Restitution</b>	-	-	-	-
<b>Law Library - 6050</b>				
51000 Salaries & Wages	3,599.97	3,599.97	-	-
52000 Fringe Benefits	1,281.41	986.85	-	294.56
53000 Travel	-	-	-	-
54000 Maintenance and operation	69,131.64	56,152.37	-	12,979.27
55000 Capital Outlay	396.00	396.00	-	-
<b>Total Law Library</b>	<b>74,409.02</b>	<b>61,135.19</b>	-	<b>13,273.83</b>
<b>Total Cash Funds</b>	<b>8,579,215.66</b>	<b>5,825,583.65</b>	-	<b>2,753,632.01</b>

**SPECIAL REVENUE FUND ACCOUNTS COVERING THE PERIOD JULY 1, 2021 TO JUNE 30, 2022  
ESTIMATE OF NEEDS FOR 2022-23**

Exhibit "I"

Fiscal Year Ending June 30, 2022						
Total Approved Appropriations during Year	Cancellations		Net Amount of Appropriations	Checks Issued	Reserves	Lapsed Balance Known to be Unencumbered
By Court	By Excise Board					
1,805,459.22			1,805,459.22	1,590,664.81	49,454.63	165,339.78
1,050,016.59			1,050,016.59	874,647.69	9,717.83	165,651.07
3,749.94			3,749.94	940.00	44.69	2,765.25
6,128,082.48			6,128,082.48	2,825,384.22	1,093,705.20	2,208,993.06
1,256,434.15			1,256,434.15	632,601.87	171,807.88	452,024.40
10,243,742.38			10,243,742.38	5,924,238.59	1,324,730.23	2,994,773.56
1,613,372.19			1,613,372.19	1,345,960.19	36,545.13	230,866.87
811,545.80			811,545.80	672,646.45	6,839.25	132,060.10
718.73			718.73	-	-	718.73
12,026,587.25			12,026,587.25	3,572,859.49	2,728,872.36	5,724,855.40
1,397,216.46			1,397,216.46	297,051.84	396,199.18	703,965.44
15,849,440.43			15,849,440.43	5,888,517.97	3,168,455.92	6,792,466.54
1,902,747.92			1,902,747.92	1,789,523.66	50,268.06	62,956.20
982,144.18			982,144.18	923,678.88	9,877.66	48,587.64
573.47			573.47	360.00	-	213.47
4,200,105.40			4,200,105.40	1,903,108.11	657,922.61	1,639,074.68
560,836.62			560,836.62	251,537.31	75,830.09	233,469.22
7,646,407.59			7,646,407.59	4,868,207.96	793,898.42	1,984,301.21
-			-	-	-	-
33,739,590.40	-	-	33,739,590.40	16,680,964.52	5,287,084.57	11,771,541.31
3,887,408.68			3,887,408.68	148,095.00	1,396,092.05	2,343,221.63
26,739.30			26,739.30	-	-	26,739.30
2,069,104.30			2,069,104.30	1,623,036.82	39,747.45	406,320.03
886,317.99			886,317.99	686,402.91	7,810.39	192,104.69
10,800.00			10,800.00	3,250.00	-	7,550.00
1,771,643.30			1,771,643.30	1,015,161.79	473,581.07	282,900.44
565,639.91			565,639.91	17,422.77	13,513.16	534,703.98
5,303,505.50			5,303,505.50	3,345,274.29	534,652.07	1,423,579.14
57,011.38			57,011.38	43,709.29	1,214.12	12,087.97
43,957.98			43,957.98	22,427.29	238.57	21,292.12
8,101.26			8,101.26	6,140.54	-	1,960.72
186,143.35			186,143.35	50,889.47	1,133.45	134,120.43
162,104.47			162,104.47	1,402.50	127.50	160,574.47
457,318.44			457,318.44	124,569.09	2,713.64	330,035.71

**SPECIAL REVENUE FUND ACCOUNTS COVERING THE PERIOD JULY 1, 2021 TO JUNE 30, 2022  
ESTIMATE OF NEEDS FOR 2022-23**

Exhibit "I"

Fiscal Year Ending June 30, 2022						
Total Approved Appropriations during Year	Cancellations		Net Amount of Appropriations	Checks Issued	Reserves	Lapsed Balance Known to be Unencumbered
	By Court	By Excise Board				
159,726.15			159,726.15	120,893.47	3,453.74	-
75,656.27			75,656.27	55,237.18	678.66	19,740.43
-			-	-	-	-
355,616.61			355,616.61	61,635.23	5,116.54	288,864.84
286,795.04			286,795.04	40,477.14	3,346.41	242,971.49
877,794.07			877,794.07	278,243.02	12,595.35	551,576.76
463,088.68			463,088.68	438,412.61	12,019.51	12,656.56
216,912.79			216,912.79	203,472.56	2,361.82	11,078.41
-			-	-	-	-
472,761.47			472,761.47	193,623.79	9,000.00	270,137.68
226,285.04			226,285.04	9,812.76	-	216,472.28
1,379,047.98			1,379,047.98	845,321.72	23,381.33	510,344.93
1,072,968.71			1,072,968.71	1,020,915.37	30,516.08	21,537.26
454,880.11			454,880.11	432,142.67	5,804.07	16,933.37
-			-	-	-	-
951,380.68			951,380.68	571,529.03	11,281.00	368,570.65
497,412.30			497,412.30	14,100.37	967.20	482,344.73
2,976,641.80			2,976,641.80	2,038,687.44	48,568.35	889,386.01
1,679,541.73			1,679,541.73	1,611,882.53	42,267.74	25,391.46
857,214.75			857,214.75	843,101.62	8,272.81	5,840.32
4,433.57			4,433.57	2,834.00	-	1,599.57
1,241,127.66			1,241,127.66	795,346.46	145,865.40	299,915.80
20,374.45			20,374.45	9,313.12	-	11,061.33
3,802,692.16			3,802,692.16	3,262,477.73	196,405.95	343,808.48
94,571.69			94,571.69	53,184.49	1,512.40	39,874.80
41,653.73			41,653.73	20,079.20	297.19	21,277.34
22,345.95			22,345.95	12,345.84	4,754.63	5,245.48
1,043,062.09			1,043,062.09	385,235.63	265,325.47	392,500.99
1,671,977.97			1,671,977.97	426,713.38	251,378.70	993,885.89
2,873,611.43			2,873,611.43	897,558.54	523,268.39	1,452,784.50
258,152.62			258,152.62	172,436.08	2,749.52	82,967.02
98,945.09			98,945.09	49,493.65	540.28	48,911.16
2,350.00			2,350.00	1,025.20	-	1,324.80
134,094.68			134,094.68	75,794.43	1,004.14	57,296.11
321,382.98			321,382.98	83,449.88	39,097.12	198,835.98
814,925.37			814,925.37	382,199.24	43,391.06	389,335.07
-			-	-	-	-
105,152.36			105,152.36	6,443.46	-	98,708.90
105,152.36			105,152.36	6,443.46	-	98,708.90
579,298.24			579,298.24	579,298.24	-	0.00
579,298.24			579,298.24	579,298.24	-	0.00

**SPECIAL REVENUE FUND ACCOUNTS COVERING THE PERIOD JULY 1, 2021 TO JUNE 30, 2022  
ESTIMATE OF NEEDS FOR 2022-23**

Exhibit "I"

Fiscal Year Ending June 30, 2022						
Total Approved Appropriations during Year	Cancellations		Net Amount of Appropriations	Checks Issued	Reserves	Lapsed Balance Known to be Unencumbered
	By Court	By Excise Board				
94,928.92			94,928.92	34,725.00	25,275.00	34,928.92
94,928.92			94,928.92	34,725.00	25,275.00	34,928.92
141,659.92			141,659.92	114,437.96	3,589.26	23,632.70
73,565.37			73,565.37	52,153.52	705.29	20,706.56
9,736.52			9,736.52	-	-	9,736.52
108,203.63			108,203.63	22,578.72	25,290.23	60,334.68
19,562.80			19,562.80	-	-	19,562.80
352,728.24			352,728.24	189,170.20	29,584.78	133,973.26
350,413.46			350,413.46	161,086.99	31,741.71	157,584.76
106,810.68			106,810.68	58,929.90	6,038.19	41,842.59
60,411.24			60,411.24	21,104.91	2,700.23	36,606.10
142,468.82			142,468.82	31,600.51	12,586.47	98,281.84
22,031.89			22,031.89	3,781.53	4,906.60	13,343.76
682,136.09			682,136.09	276,503.84	57,973.20	347,659.05
1,500.00			1,500.00	-	-	1,500.00
3,262.37			3,262.37	-	-	3,262.37
4,855.98			4,855.98	-	-	4,855.98
9,618.35			9,618.35	-	-	9,618.35
-			-	-	-	-
-			-	-	-	-
943.12			943.12	-	-	943.12
197,794.24			197,794.24	13,904.96	78,372.92	105,516.36
580,519.33			580,519.33	46,968.79	131,278.54	402,272.00
779,256.69			779,256.69	60,873.75	209,651.46	508,731.48
-			-	-	-	-
-			-	-	-	-
250.00			250.00	121.68	-	128.32
285,678.68			285,678.68	129,330.66	8,769.76	147,578.26
17,127.88			17,127.88	9,580.44	4,318.32	3,229.12
303,056.56			303,056.56	139,032.78	13,088.08	150,935.70

**SPECIAL REVENUE FUND ACCOUNTS COVERING THE PERIOD JULY 1, 2021 TO JUNE 30, 2022  
ESTIMATE OF NEEDS FOR 2022-23**

Exhibit "I"

Fiscal Year Ending June 30, 2022						
Total Approved Appropriations during Year	Cancellations		Net Amount of Appropriations	Checks Issued	Reserves	Lapsed Balance Known to be Unencumbered
	By Court	By Excise Board				
-			-	-	-	-
-			-	-	-	-
-			-	-	-	-
256,447.66			256,447.66	-	-	256,447.66
5,000.00			5,000.00	-	-	5,000.00
261,447.66			261,447.66	-	-	261,447.66
266,767.54			266,767.54	112,533.35	-	154,234.19
111,866.88			111,866.88	45,322.33	283.15	66,261.40
-			-	-	-	-
107,149.37			107,149.37	51,458.56	3,183.85	52,506.96
5,409.24			5,409.24	1,930.60	772.52	2,706.12
491,193.03			491,193.03	211,244.84	4,239.52	275,708.67
108,307.79			108,307.79	64,899.27	3,001.40	40,407.12
10,285.10			10,285.10	2,158.18	751.28	7,375.64
118,592.89	-	-	118,592.89	67,057.45	3,752.68	47,782.76
163,854.53			163,854.53	95,966.55	2,202.91	65,685.07
110,560.17			110,560.17	51,115.16	394.47	59,050.54
-			-	-	-	-
327,531.15			327,531.15	114,661.62	4,241.57	208,627.96
-			-	-	-	-
601,945.85			601,945.85	261,743.33	6,838.95	333,363.57
-			-	-	-	-
-			-	-	-	-
-			-	-	-	-
908.40			908.40	-	-	908.40
20,046.00			20,046.00	-	-	20,046.00
20,954.40			20,954.40	-	-	20,954.40
491,900.00			491,900.00	491,900.00	-	-
37,630.35			37,630.35	37,630.35	-	-
-			-	-	-	-
3,089,666.86			3,089,666.86	2,917,830.14	-	171,836.72
3,480,216.42			3,480,216.42	3,077,010.10	312,083.00	91,123.32
7,099,413.63			7,099,413.63	6,524,370.59	312,083.00	262,960.04
13,241,927.50			13,241,927.50	13,241,927.50	-	-
13,241,927.50			13,241,927.50	13,241,927.50	-	-
123,655.22			123,655.22	-	16,000.00	107,655.22
123,655.22			123,655.22	-	16,000.00	107,655.22
77,487,385.55			77,487,385.55	549,000.00	158,000.00	
77,487,385.55			77,487,385.55	549,000.00	158,000.00	

**SPECIAL REVENUE FUND ACCOUNTS COVERING THE PERIOD JULY 1, 2021 TO JUNE 30, 2022  
ESTIMATE OF NEEDS FOR 2022-23**

Exhibit "I"

Fiscal Year Ending June 30, 2022						
Total Approved Appropriations during Year	Cancellations		Net Amount of Appropriations	Checks Issued	Reserves	Lapsed Balance Known to be Unencumbered
	By Court	By Excise Board				
-			-	-	-	-
-			-	-	-	-
-			-	-	-	-
-			-	-	-	-
-			-	-	-	-
-			-	-	-	-
155,739.49			155,739.49	133,492.53	4,064.97	18,181.99
66,579.46			66,579.46	55,203.93	742.96	10,632.57
-			-	-	-	-
326,591.69			326,591.69	98,551.08	24,269.23	203,771.38
47,211.50			47,211.50	22,734.22	23,798.37	678.91
596,122.14			596,122.14	309,981.76	52,875.53	233,264.85
159,088,088.45	-	-	159,088,088.45	50,454,763.33	8,957,514.96	22,860,045.67

**CAPITAL PROJECT FUND ACCOUNTS COVERING THE PERIOD JULY 1, 2021 TO JUNE 30, 2022  
ESTIMATE OF NEEDS FOR 2022-23**

**EXHIBIT "J"**

Capital Project Fund Accounts:	Capital Projects Regular 2010	Capital Projects Districts 2020	Capital Projects Tinker I 2030	Capital Tinker Clearing II 2031
Schedule 1, Current Balance Sheet - June 30, 2021	2021-2022	2021-2022	2021-2022	2021-2022
<b>CURRENT YEAR</b>	<b>Amount</b>	<b>Amount</b>		
<b>ASSETS:</b>				
Cash Balance June 30, 2022	8,685,323.28	474,489.24	705,612.13	2,766,250.40
Investments				
<b>TOTAL ASSETS</b>	<b>\$ 8,685,323.28</b>	<b>\$ 474,489.24</b>	<b>\$ 705,612.13</b>	<b>\$ 2,766,250.40</b>
<b>LIABILITIES AND RESERVES:</b>				
Warrants Outstanding				
Reserve for Interest on Warrants				
Reserves from Schedule 8	-	-	-	-
<b>TOTAL LIABILITIES AND RESERVES</b>	<b>\$ -</b>	<b>\$ -</b>	<b>\$ -</b>	<b>\$ -</b>
<b>CASH FUND BALANCE JUNE 30, 2022</b>	<b>\$ 8,685,323.28</b>	<b>\$ 474,489.24</b>	<b>\$ 705,612.13</b>	<b>\$ 2,766,250.40</b>
<b>TOTAL LIABILITIES, RESERVES AND CASH FUND BALANCE</b>	<b>\$ 8,685,323.28</b>	<b>\$ 474,489.24</b>	<b>\$ 705,612.13</b>	<b>\$ 2,766,250.40</b>

Schedule 5, Expenditures Capital Project Fund Accounts of Current Year	2021-2022	2021-2022	2021-2022	2021-2022
<b>CURRENT YEAR</b>	<b>Amount</b>	<b>Amount</b>	<b>Amount</b>	<b>Amount</b>
Cash Balance Reported to Excise Board 6-30-21	7,808,622.62	\$474,489.24	\$ 707,839.71	\$ 2,763,644.06
Cash Fund Balance Transferred Out		-	-	-
Cash Fund Balance Transferred In	2,000,000.00	-	-	-
Adjusted Cash Balance	\$ 9,808,622.62	\$ 474,489.24	\$ 707,839.71	\$ 2,763,644.06
Miscellaneous Revenue	1,160,756.03	-	-	-
Interest Income	7,388.58	-	672.42	2,606.34
Cash Fund Balance Forward From Preceding Year				
Prior Expenditures Recovered				
<b>TOTAL RECEIPTS</b>	<b>\$ 1,168,144.61</b>	<b>\$ -</b>	<b>\$ 672.42</b>	<b>\$ 2,606.34</b>
<b>TOTAL RECEIPTS AND BALANCE</b>	<b>\$ 10,976,767.23</b>	<b>\$ 474,489.24</b>	<b>\$ 708,512.13</b>	<b>\$ 2,766,250.40</b>
Checks Issued 21-22	1,394,884.15	-	2,900.00	-
Checks Issued 20-21	896,559.80	-	-	-
<b>TOTAL DISBURSEMENTS</b>	<b>\$ 2,291,443.95</b>	<b>\$ -</b>	<b>\$ 2,900.00</b>	<b>\$ -</b>
<b>CASH BALANCE JUNE 30, 2022</b>	<b>\$ 8,685,323.28</b>	<b>\$ 474,489.24</b>	<b>\$ 705,612.13</b>	<b>\$ 2,766,250.40</b>
Reserve for Warrants Outstanding				
Reserve for Interest on Warrants				
Reserves from Schedule 8	-	-	-	-
<b>TOTAL LIABILITIES AND RESERVE</b>	<b>\$ -</b>	<b>\$ -</b>	<b>\$ -</b>	<b>\$ -</b>
<b>DEFICIT: (Red Figure)</b>	<b>\$ -</b>	<b>\$ -</b>	<b>\$ -</b>	<b>\$ -</b>
<b>CASH FUND BALANCE FORWARD TO SUCCEEDING YEAR</b>	<b>\$ 8,685,323.28</b>	<b>\$ 474,489.24</b>	<b>\$ 705,612.13</b>	<b>\$ 2,766,250.40</b>

Schedule 6, Capital Project Fund Warrant Accounts of Current Year	2021-2022	2021-2022	2021-2022	2021-2022
<b>CURRENT YEAR</b>	<b>Amount</b>	<b>Amount</b>	<b>Amount</b>	<b>Amount</b>
Warrants Outstanding of Year in Caption	\$ -	\$ -		\$ -
Warrants Registered During Year				
<b>TOTAL</b>	<b>\$ -</b>	<b>\$ -</b>		<b>\$ -</b>
Warrants Paid During Year				
Warrants Converted to Bonds or Judgments				
Warrants Cancelled				
Warrants Estopped by Statute				
<b>TOTAL WARRANTS RETIRED</b>	<b>\$ -</b>	<b>\$ -</b>		<b>\$ -</b>
<b>BALANCE WARRANTS OUTSTANDING JUNE 30, 2022</b>	<b>\$ -</b>	<b>\$ -</b>		<b>\$ -</b>

**TAL PROJECT FUND ACCOUNTS COVERING THE PERIOD JULY 1, 2021 TO JUNE 30  
ESTIMATE OF NEEDS FOR 2022-23**

**EXHIBIT "J"**

County Bonds 2032	Jail Facility 2040	Sale of Property 2050	
2021-2022	2021-2022	2021-2022	
Amount	Amount	Amount	TOTAL
1,028,847.80	7,617.38	8,018.47	\$ 13,676,158.70
\$ 1,028,847.80	\$ 7,617.38	\$ 8,018.47	\$ 13,676,158.70
-	-	-	-
\$ -	\$ -	\$ -	\$ -
\$ 1,028,847.80	\$ 7,617.38	\$ 8,018.47	\$ 13,676,158.70
\$ 1,028,847.80	\$ 7,617.38	\$ 8,018.47	\$ 13,676,158.70

2021-2022	2021-2022	2021-2022	2021-2022
Amount	Amount	Amount	Amount
\$ 942,912.56	\$ 7,617.38	\$ 8,009.03	\$12,713,134.60
-	-	-	-
-	-	-	2,000,000.00
\$ 942,912.56	\$ 7,617.38	\$8,009.03	\$14,713,134.60
761,624.25	-	-	1,922,380.28
200.99	-	9.44	10,877.77
			-
\$ 761,825.24	\$ -	\$ 9.44	\$ 1,933,258.05
\$ 1,704,737.80	\$ 7,617.38	\$ 8,018.47	\$ 16,646,392.65
191,640.00	-	-	1,589,424.15
484,250.00	-	-	1,380,809.80
\$ 675,890.00	\$ -	\$ -	\$ 2,970,233.95
\$ 1,028,847.80	\$ 7,617.38	\$ 8,018.47	\$ 13,676,158.70
-	-	-	-
\$ -	\$ -	\$ -	\$ -
\$ -	\$ -	\$ -	\$ -
\$ 1,028,847.80	\$ 7,617.38	\$ 8,018.47	\$ 13,676,158.70

2021-2022	2021-2022	2021-2022	2021-2022
Amount	Amount	Amount	Amount
\$ -	\$ -	\$ -	\$ -
\$ -	\$ -	\$ -	\$ -
\$ -	\$ -	\$ -	\$ -
\$ -	\$ -	\$ -	\$ -



**CAPITAL PROJECTS FUND ACCOUNTS COVERING THE PERIOD JULY 1, 2021 JUNE 30, 2022**  
**ESTIMATE OF NEEDS FOR 2022-23**  
SPECIAL CASH FUNDS REQUIRED BY 62 O.S. 1991 SEC. 331, TO BE ACCOUNTED FOR SEPARATELY FROM  
TAX-LEVY FUNDS

Exhibit "J"

Schedule 8 (Report of Prior Year's Expenditures)	Fiscal Year Ending June 30, 2021			
	Reserves 6-30-21 With Subsequent Adjustments	Checks Since Issued	Claims Pending 6-30-2021	Balance Lapsed Appropriations
<b>Not to be estimated but appropriated after receipt</b>				
<b>Capital Improvement Regular - 2010</b>				
<b>County Commissioners 120</b>				
55000 Capital Outlay	356,452.44	205,084.25	118,271.30	33,096.89
<b>TIF - Annex Building 319</b>				
51000 Salary	-	-	-	-
52000 Benefits	-	-	-	-
55000 Capital Outlay	1,678,627.39	631,478.05	1,028,122.38	19,026.96
<b>TIF - Revolving Account 323</b>				
51000 Salary				-
52000 Benefits				-
55000 Capital Outlay	204,541.42	59,997.50	141,958.09	2,585.83
<b>Total Capital Improvement Regular</b>	<b>2,239,621.25</b>	<b>896,559.80</b>	<b>1,288,351.77</b>	<b>54,709.68</b>
<b>Capital Improvement District - 2020</b>				
<b>Special Road Project 120</b>				
55000 Capital Outlay	-	-	-	-
<b>Total Capital Improvement District Special</b>	<b>-</b>	<b>-</b>	<b>-</b>	<b>-</b>
<b>Capital Improvement District 1 - 2020</b>				
55000 Capital Outlay	-	-	-	-
<b>Total Capital Improvement District 1</b>	<b>-</b>	<b>-</b>	<b>-</b>	<b>-</b>
<b>Capital Improvement District 2 - 2020</b>				
55000 Capital Outlay	-	-	-	-
<b>Total Capital Improvement District 2</b>	<b>-</b>	<b>-</b>	<b>-</b>	<b>-</b>
<b>Capital Improvement District 3 - 2020</b>				
55000 Capital Outlay	-	-	-	-
<b>Total Capital Improvement District 3</b>	<b>-</b>	<b>-</b>	<b>-</b>	<b>-</b>
<b>Capital Improvement Tinker - 2030</b>				
55000 Capital Outlay	-	-	-	-
<b>Total Tinker Clearing</b>	<b>-</b>	<b>-</b>	<b>-</b>	<b>-</b>
<b>Tinker Clearing 2002 Fund - 2031</b>				
54000 Maintenance & Operation	-	-	-	-
55000 Capital Outlay	-	-	-	-
<b>Total Tinker Clearing 2002</b>	<b>-</b>	<b>-</b>	<b>-</b>	<b>-</b>

**CAPITAL PROJECTS FUND ACCOUNTS COVERING THE PERIOD JULY 1, 2021 JUNE 30, 2022**  
**ESTIMATE OF NEEDS FOR 2022-23**  
SPECIAL CASH FUNDS REQUIRED BY 62 O.S. 1991 SEC. 331, TO BE ACCOUNTED FOR SEPARATELY FROM  
TAX-LEVY FUNDS

Exhibit "J"

Schedule 8 (Report of Prior Year's Expenditures)	Fiscal Year Ending June 30, 2021			
	Reserves 6-30-21 With Subsequent Adjustments	Checks Since Issued	Claims Pending 6-30-2021	Balance Lapsed Appropriations
<b>Not to be estimated but appropriated after receipt</b>				
<b>County Bonds 2008 - 2032</b>				
<b>120 County Commissioners</b>				
54000 Maintenance & Operation		-	-	-
<b>313 Flood Control - Crutcho</b>				
55000 Capital Outlay	460,165.00	484,250.00	45,650.00	(69,735.00)
<b>314 Flood Control - Deer Creek</b>				
55000 Capital Outlay		-		
<b>322 County Bonds-Admin</b>				
54000 Maintenance & Operation		-		
<b>323 TIF - Revolving Account</b>				
55000 Capital Outlay				
<b>Total County Bonds 2008</b>	<b>460,165.00</b>	<b>484,250.00</b>	<b>45,650.00</b>	<b>(69,735.00)</b>
<b>Jail Facility - 2040</b>				-
54000 Maintenance & Operation	-	-	-	-
55000 Capital Outlay	-		-	-
<b>Total Jail Facility</b>	<b>-</b>	<b>-</b>	<b>-</b>	<b>-</b>
<b>Sale of Property Proceeds Fund - 2050</b>				
55000 Capital Outlay	-	-	-	-
<b>Total Sale of Property Proceeds</b>	<b>-</b>	<b>-</b>	<b>-</b>	<b>-</b>
<b>Capital Improvement OSU - 2060</b>				
55000 Capital Outlay	-	-	-	-
<b>Total Capital Improvement OSU</b>	<b>-</b>	<b>-</b>	<b>-</b>	<b>-</b>
<b>Total Capital Projects Funds</b>	<b>2,699,786.25</b>	<b>1,380,809.80</b>	<b>1,334,001.77</b>	<b>(15,025.32)</b>

**CAPITAL PROJECTS FUND ACCOUNTS COVERING THE PERIOD JULY 1, 2021 JUNE 30, 2022  
ESTIMATE OF NEEDS FOR 2022-23**

Exhibit "J"

Fiscal Year Ending June 30, 2022						
Total Approved Appropriations during Year	Cancellations		Net Amount of Appropriations	Checks Issued	Reserves	Lapsed Balance Known to be Unencumbered
	By Court	By Excise Board				
5,928,973.52			5,928,973.52	1,167,155.86	3,664,495.62	1,097,322.04
16,323.09			16,323.09	7,581.84		8,741.25
13,697.93			13,697.93	580.02		13,117.91
1,586,040.49			1,586,040.49	219,566.43	83,235.50	1,283,238.56
-			-			-
-			-			-
1,242,829.02			1,242,829.02	-		1,242,829.02
8,787,864.05	-	-	8,787,864.05	1,394,884.15	3,747,731.12	3,645,248.78
463,101.01			463,101.01	-	-	463,101.01
463,101.01			463,101.01	-	-	463,101.01
590.00			590.00	-	-	590.00
590.00			590.00	-	-	590.00
6,105.30			6,105.30	-	-	6,105.30
6,105.30			6,105.30	-	-	6,105.30
4,692.93			4,692.93	-	-	4,692.93
4,692.93			4,692.93	-	-	4,692.93
708,172.04			708,172.04	2,900.00	-	705,272.04
708,172.04			708,172.04	2,900.00	-	705,272.04
-			-	-	-	-
2,764,806.08			2,764,806.08	-	-	2,764,806.08
2,764,806.08			2,764,806.08	-	-	2,764,806.08

**CAPITAL PROJECTS FUND ACCOUNTS COVERING THE PERIOD JULY 1, 2021 JUNE 30, 2022  
ESTIMATE OF NEEDS FOR 2022-23**

Exhibit "J"

Fiscal Year Ending June 30, 2022						
Total Approved Appropriations during Year	Cancellations		Net Amount of Appropriations	Checks Issued	Reserves	Lapsed Balance Known to be Unencumbered
	By Court	By Excise Board				
143,764.66			143,764.66	-		143,764.66
791,963.26			791,963.26	191,640.00	-	600,323.26
232,826.28			232,826.28	-	-	232,826.28
6,198.44			6,198.44	-		6,198.44
-			-			-
1,174,752.64			1,174,752.64	191,640.00	-	983,112.64
-			-	-	-	-
7,617.38			7,617.38	-	-	7,617.38
7,617.38			7,617.38	-	-	7,617.38
8,014.20			8,014.20	-	-	8,014.20
8,014.20			8,014.20	-	-	8,014.20
				-	-	-
-			-	-	-	-
13,925,715.63	-	-	13,925,715.63	1,589,424.15	3,747,731.12	8,588,560.36

**INTERNAL SERVICE FUND ACCOUNTS COVERING THE PERIOD JULY 1, 2021 TO JUNE 30, 2022**  
**ESTIMATE OF NEEDS FOR 2022-23**

**EXHIBIT "L"**

Internal Service Fund Accounts:	Employee Benefits Fund 4010	Workers Compensation 4020	Self Insurance Fund 4030
Schedule 1, Current Balance Sheet - June 30, 2021	2021-2022	2021-2022	2021-2022
CURRENT YEAR	Amount	Amount	Amount
ASSETS:			
Cash Balance June 30, 2022	777,202.75	584,914.93	200,866.11
Investments			
TOTAL ASSETS	\$ 777,202.75	\$ 584,914.93	\$ 200,866.11
LIABILITIES AND RESERVES:			
Warrants Outstanding			
Reserve for Interest on Warrants			
Reserves from Schedule 8	58,538.19	1,000.00	76,063.78
TOTAL LIABILITIES AND RESERVES	\$ 58,538.19	\$ 1,000.00	\$ 76,063.78
CASH FUND BALANCE JUNE 30, 2022	\$ 718,664.56	\$ 583,914.93	\$ 124,802.33
TOTAL LIABILITIES, RESERVES AND CASH FUND BALANCE	\$ 777,202.75	\$ 584,914.93	\$ 200,866.11

Schedule 5, Expenditures Internal Service Fund Accounts of Current Year	2021-2022	2021-2022	2021-2022
CURRENT YEAR	Amount	Amount	Amount
Cash Balance Reported to Excise Board 6-30-21	\$ 1,816,938.25	\$ 396,486.40	\$ 58,946.31
Cash Fund Balance Transferred Out	-	-	-
Cash Fund Balance Transferred In	3,600,000.00	540,000.00	181,000.00
Adjusted Cash Balance	\$ 5,416,938.25	\$ 936,486.40	\$ 239,946.31
Miscellaneous Revenue	28,385,314.63	42,512.23	1,200.00
Interest Income	0.00	0.00	0.00
Cash Fund Balance Forward From Preceding Year			
Prior Expenditures Recovered			
TOTAL RECEIPTS	\$ 28,385,314.63	\$ 42,512.23	\$ 1,200.00
TOTAL RECEIPTS AND BALANCE	\$ 33,802,252.88	\$ 978,998.63	\$ 241,146.31
Checks Issued 21-22	32,773,331.73	387,510.08	40,280.20
Checks Issued 20-21	251,718.40	6,573.62	-
TOTAL DISBURSEMENTS	\$ 33,025,050.13	\$ 394,083.70	\$ 40,280.20
CASH BALANCE JUNE 30, 2022	\$ 777,202.75	\$ 584,914.93	\$ 200,866.11
Reserve for Warrants Outstanding			
Reserve for Interest on Warrants			
Reserves from Schedule 8	58,538.19	1,000.00	76,063.78
TOTAL LIABILITIES AND RESERVE	\$ 58,538.19	\$ 1,000.00	\$ 76,063.78
DEFICIT: (Red Figure)	\$ -	\$ -	\$ -
CASH FUND BALANCE FORWARD TO SUCCEEDING YEAR	\$ 718,664.56	\$ 583,914.93	\$ 124,802.33

Schedule 6, Internal Service Fund Warrant Accounts of Current Year	2021-2022	2021-2022	2021-2022
CURRENT YEAR	Amount	Amount	Amount
Warrants Outstanding of Year in Caption	\$ -	\$ -	\$ -
Warrants Registered During Year			
TOTAL	\$ -	\$ -	\$ -
Warrants Paid During Year			
Warrants Converted to Bonds or Judgments			
Warrants Cancelled			
Warrants Estopped by Statute			
TOTAL WARRANTS RETIRED	\$ -	\$ -	\$ -
BALANCE WARRANTS OUTSTANDING JUNE 30, 2022	\$ -	\$ -	\$ -

**INTERNAL SERVICE FUND ACCOUNTS COVERING THE PERIOD JULY 1, 2021 TO JUNE 30, 2022  
ESTIMATE OF NEEDS FOR 2022-23**

**EXHIBIT "L"**

2021-2022	2021-2022	2021-2022	2021-2022	
Amount	Amount	Amount	Amount	TOTAL
\$ -	\$ -	\$ -	\$ -	\$ 1,562,983.79
\$ -	\$ -	\$ -	\$ -	\$ 1,562,983.79
				135,601.97
\$ -	\$ -	\$ -	\$ -	\$ 135,601.97
\$ -	\$ -	\$ -	\$ -	\$ 1,427,381.82
\$ -	\$ -	\$ -	\$ -	\$ 1,562,983.79

2021-2022	2021-2022	2021-2022	2021-2022	2021-2022
Amount	Amount	Amount	Amount	Amount
\$ -	\$ -	\$ -	\$ -	\$ 2,272,370.96
				-
				4,321,000.00
\$ -	\$ -	\$ -	\$ -	\$ 6,593,370.96
				28,429,026.86
				-
				-
\$ -	\$ -	\$ -	\$ -	\$ 28,429,026.86
\$ -	\$ -	\$ -	\$ -	\$ 35,022,397.82
				33,201,122.01
				258,292.02
\$ -	\$ -	\$ -	\$ -	\$ 33,459,414.03
\$ -	\$ -	\$ -	\$ -	\$ 1,562,983.79
				135,601.97
\$ -	\$ -	\$ -	\$ -	\$ 135,601.97
\$ -	\$ -	\$ -	\$ -	\$ -
\$ -	\$ -	\$ -	\$ -	\$ 1,427,381.82

2021-2022	2021-2022	2021-2022	2021-2022	2021-2022
Amount	Amount	Amount	Amount	Amount
\$ -	\$ -	\$ -	\$ -	\$ -
\$ -	\$ -	\$ -	\$ -	\$ -
\$ -	\$ -	\$ -	\$ -	\$ -
\$ -	\$ -	\$ -	\$ -	\$ -

**INTERNAL SERVICE FUND ACCOUNTS COVERING THE PERIOD JULY 1, 2021 TO JUNE 30, 2022**  
**ESTIMATE OF NEEDS FOR 2022-23**  
SPECIAL CASH FUNDS REQUIRED BY 62 O.S. 1991 SEC. 331, TO BE ACCOUNTED FOR SEPARATELY FROM  
TAX-LEVY FUNDS

Exhibit "L"

Schedule 8 (Report of Prior Year's Expenditures)	Fiscal Year Ending June 30, 2021			
	Reserves 6-30-21 With Subsequent Adjustments	Checks Since Issued	Claims Pending 6/30/2021	Balance Lapsed Appropriations
<b>Not to be estimated but appropriated after receipt</b>				
<b>Employee Benefit - 4010</b>				
54000 Maintenance and operation	359,164.90	251,718.40	-	107,446.50
<b>Total Employee Benefit</b>	<b>359,164.90</b>	<b>251,718.40</b>	<b>-</b>	<b>107,446.50</b>
<b>Workers Compensation - 4020</b>				
54000 Maintenance and operation	10,000.00	6,573.62	-	3,426.38
<b>Total Workers Compensation</b>	<b>10,000.00</b>	<b>6,573.62</b>	<b>-</b>	<b>3,426.38</b>
<b>Self Insurance - 4030</b>				
54000 Maintenance and operation	56,542.73	-	-	56,542.73
<b>Total Self Insurance</b>	<b>56,542.73</b>	<b>-</b>	<b>-</b>	<b>56,542.73</b>
<b>Total Internal Service Funds</b>	<b>425,707.63</b>	<b>\$258,292.02</b>	<b>\$0.00</b>	<b>\$167,415.61</b>

**INTERNAL SERVICE FUND ACCOUNTS COVERING THE PERIOD JULY 1, 2021 TO JUNE 30, 2022  
ESTIMATE OF NEEDS FOR 2022-23**

Exhibit "L"

Fiscal Year Ending June 30, 2022						
Total Approved Appropriations during Year	Cancellations		Net Amount of Appropriations	Checks Issued	Reserves	Lapsed Balance Known to be Unencumbered
	By Court	By Excise Board				
33,510,502.27			33,510,502.27	32,773,331.73	58,538.19	678,632.35
<b>33,510,502.27</b>			<b>33,510,502.27</b>	<b>32,773,331.73</b>	<b>58,538.19</b>	<b>678,632.35</b>
972,425.01			972,425.01	387,510.08	1,000.00	583,914.93
<b>972,425.01</b>			<b>972,425.01</b>	<b>387,510.08</b>	<b>1,000.00</b>	<b>583,914.93</b>
184,609.58			184,609.58	40,280.20	76,063.78	68,265.60
<b>184,609.58</b>			<b>184,609.58</b>	<b>40,280.20</b>	<b>76,063.78</b>	<b>68,265.60</b>
<b>\$34,667,536.86</b>	<b>\$0.00</b>	<b>\$0.00</b>	<b>\$34,667,536.86</b>	<b>\$33,201,122.01</b>	<b>135,601.97</b>	<b>\$1,330,812.88</b>



CERTIFICATE OF EXCISE BOARD  
ESTIMATE OF NEEDS FOR 2022-23

EXHIBIT "Y"					
County Excise Board's Appropriation of Income and Revenue	General Fund	Building Fund	Co-op Fund	Industrial Fund	Sinking Fund (Exc. Homesteads)
Appropriation Approved & Provision Made	\$ 120,301,715.82	\$ -	\$ -	\$ -	\$ 6,721,000.15
Appropriation of Revenues:					
Excess of Assets Over Liabilities	13,195,419.92				343,111.69
Unclaimed Protest Tax Refunds					
Miscellaneous Estimated Revenues	24,081,857.60				
Est. Value of Surplus Tax in Process					
Sinking Fund Contribution:					
Surplus Building Fund Cast					
Total Other than 2022 Tax	\$ 37,277,277.52				\$ 343,111.69
Balance Required	\$ 83,024,438.30				\$ 6,377,888.46
Add 10% for Delinquency Gen Fund/5% Sinking Fund	\$ 8,302,443.83				\$ 318,894.42
Protests Pending	-				
Distribution Portion of TIF	(921,655.60)				
Total Required for 2022 Tax	\$ 90,405,226.53				\$ 6,696,782.88
Rate of Levy Required and Certified:	10.35				0.77

We further certify that the net assessed valuation of the Property, subject to ad valorem taxes, after the amount of all Homestead Exemptions have been deducted in the said County as finally equalized and certified by the State Board of Equalization for the current year 2022-23 is as follows:

VALUATION AND LEVIES EXCLUDING HOMESTEADS				
County	Real	Personal	Public Service	Total
Total Valuation	\$ 7,323,230,459.00	\$ 1,050,656,774.00	\$ 360,917,263.00	\$ 8,734,804,496.00

and that the assessed valuations herein certified have been used in computing the rates of mill levies and the proceeds thereof appropriated as aforesaid, and that having ascertained as aforesaid, the aggregate amount to be raised by ad valorem taxation, we thereupon made the levies therefor as provided by law as follows:

General Fund 10.35 Mills;	Building Fund . Mills;	Sinking Fund .77 Mills	Sub-Total	11.12 Mills;
Library Budget Account				5.2 Mills;
County Health Fund				2.59 Mills;
Total County Levies				11.12 Mills;
County Wide Levy For Schools (4.14 Mills)				4.14 Mills;
Total County Wide Levy				23.05 Mills

and we do hereby order the above levies to be certified forthwith by the Secretary of this Board to the County Assessor of said County, in order that the County Assessor may immediately extend said levies upon the Tax Rolls for the year 2022 without regard to any protest that may be filed against any levies, as required by 68 O.S. 1991, Section 2869.

Dated at Oklahoma City, Oklahoma, this 4<sup>th</sup> day of October, 2022.

**ABSENT**

Excise Board Member

Eleanor Thompson  
Excise Board Member

Excise Board Chairman

Dan Lankford, Chief Deputy  
Excise Board Secretary

SUPPLEMENTAL ESTIMATE  
FOR

OKLAHOMA COUNTY, OKLAHOMA With Exhibits showing the Financial Condition of the General Fund at the close of the month ending June 30, 2022.

And a Statement of Additional Needs for the remainder of the  
Fiscal Year ending June 30, 2023

To the County Excise Board

County of Oklahoma, State of Oklahoma

Greetings:

Pursuant to the requirements of 68 Okla. St. Ann. § 3021, we herewith submit for your consideration the within Statement of the Fiscal Condition of the General Fund of Oklahoma County, County of Oklahoma, State of Oklahoma, for that portion of the current fiscal year beginning July 1, 2022 and ending with the close of business on the last day of the month of June 30, 2023 together with an itemized statement of balances in appropriations now considered unnecessary or dispensable in view of greater needs, and an itemized statement of additional needs considered essential in the proper conduct of said municipality for the remainder of the current fiscal year ending June 30, 2023. As to the Counties and Cities, find attached hereto certificate of publication as required by said Section 3021. We further certify that the estimate of income from sources other than Ad Valorem Tax for the remainder of the current fiscal year is reasonably probable of collection before June 30th next, and such estimate is based on the estimated income other than ad valorem tax as fixed by the board for the current fiscal year, after excluding any estimate of such income to be received from prior or back ad valorem tax as to which the date of sale for delinquency has elapsed.

We further certify that the aggregate amount of said proposed additional and supplemental appropriations, when added to the original appropriations for the fiscal year, is not in excess of the income and revenue provided and accumulated for this current fiscal year, that Officers in charge of Departments affected by proposed cancellations have been notified of such proposals, and that part of the revenue of this or a previous year against which there are any outstanding claims, contracts or warrants has been included in this Supplemental Estimate

Dated at Oklahoma City, Oklahoma, this 15th day of September 2022

Attest:

Danny Lambert 

Danny Lambert, Chief Deputy County Clerk and Secretary to the Board of County Commissioners

Brian Maughan  
(Chairman, Budget Board)

Forrest "Butch" Freeman  
(Vice-Chairman, Budget Board)

### CERTIFICATE OF TRUE STATEMENT OF FINANCIAL CONDITION AND CASH ON HAND

We, the undersigned, do hereby solemnly swear or affirm that the within Exhibits "D," "F," "M" and "Y" reflect a true and correct statement of the condition of the General Fund for each of the stated Fiscal Accounts of the County of Oklahoma County, Oklahoma at the close of business on June 30, 2022, that we have no knowledge or record of any claims or contracts pending against the Balances of Appropriations proposed for cancellation; and that all of said statements are in accordance with and as shown by the records of our respective officers, each, so help me God.

Treasurer's signature:

Forrest "Butch" Freeman

(Forrest "Butch" Freeman, Oklahoma County Treasurer)

Subscribed and sworn to before me this 15th  
September, 2022

Karen L. Prince  
(County Clerk or Notary Public)



Clerk's signature:

Danny Lambert

(Danny Lambert, Oklahoma Chief Deputy County Clerk)

Subscribed and sworn to before me this 15th day of  
September, 2022

Karen L. Prince  
(County Clerk or Notary Public)



(UNLESS BOTH CLERK AND TREASURER SWEAR TO THIS CERTIFICATE, IT SHALL NOT BE APPROVED)

Filed this the 15th day of September 2022

Danny Lambert County Clerk

NOTE:- The same officers shall sign this application as law required to sign the Financial Statement and Estimate of Needs for a county or any subdivision thereto when the same is filed in July with the County Excise Board.

**FINANCIAL STATEMENT SHOWING CONDITION OF CURRENT 2022-2023 FISCAL YEAR  
AND ESTIMATE OF SUPPLEMENTAL AND ADDITIONAL NEEDS OF THE GENERAL FUND**

SA&I 150 (2000)

<b>Schedule 1</b>					
<b>Cancellation of Appropriations</b>					
Acct.	Department	Purpose	Balance Available	Proposed Cancellation	Canceled By Board      Excise
5010	Defined Benefit	Additional Funding	800,000.00	-800,000.00	-800,000.00
					0.00
				-\$800,000.00	-\$800,000.00
<b>Schedule 2</b>					
<b>Supplemental and Additional Estimated Needs</b>					
Acct.	Department	Purpose	Amount Requested	Published By Governing Board	Approved By Excise Board
10111000-54000	General Government	Outside Legal	150,000.00	150,000.00	150,000.00
10111000-54000	General Government	CJA Fixed Cost	575,312.00	575,312.00	575,312.00
10111000-54000	General Government	Ankle Bracelets	61,000.00	61,000.00	61,000.00
10113000-51000	Assessor	COLA 8.5%	159,636.00	159,636.00	159,636.00
10113000-52000	Assessor	COLA Benefits	31,369.00	31,369.00	31,369.00
10114000-51000	Assessor Revaluation	COLA 8.5%	286,945.00	286,945.00	286,945.00
10114000-52000	Assessor Revaluation	COLA Benefits	56,384.00	56,384.00	56,384.00
10115000-51000	Treasurer	COLA 8.5%	41,472.00	41,472.00	41,472.00
10115000-52000	Treasurer	COLA Benefits	8,149.00	8,149.00	8,149.00
10116000-51000	Court Clerk	COLA 8.5%	571,801.00	571,801.00	571,801.00
10116000-52000	Court Clerk	COLA Benefits	112,359.00	112,359.00	112,359.00
10117000-51000	County Clerk	COLA 8.5%	114,173.00	114,173.00	114,173.00
10117000-52000	County Clerk	COLA Benefits	22,436.00	22,436.00	22,436.00
10119000-54000	County Audit	1/10 mil	53,036.00	53,036.00	53,036.00
10124000-51000	Purchasing	COLA 8.5%	24,622.00	24,622.00	24,622.00
10124000-52000	Purchasing	COLA Benefits	4,839.00	4,839.00	4,839.00
10124000-51000	Purchasing	Grant Writer	45,000.00	45,000.00	45,000.00
10124000-52000	Purchasing	Grant Writer	20,909.00	20,909.00	20,909.00
10125000-51000	Election Board	COLA 8.5%	99,055.00	99,055.00	99,055.00
10125000-52000	Election Board	COLA Benefits	19,465.00	19,465.00	19,465.00
10126000-51000	BOCC/Hlth & Safety	COLA 8.5%	43,877.00	43,877.00	43,877.00
10126000-52000	BOCC/Hlth & Safety	COLA Benefits	8,621.00	8,621.00	8,621.00
10126500-51000	Benefits Department	COLA 8.5%	21,895.00	21,895.00	21,895.00
10126500-52000	Benefits Department	COLA Benefits	4,302.00	4,302.00	4,302.00
10127000-51000	MIS	COLA 8.5%	127,170.00	127,170.00	127,170.00
10127000-52000	MIS	COLA Benefits	24,988.00	24,988.00	24,988.00
10128000-51000	Facility Mgmt	COLA 8.5%	91,951.00	91,951.00	91,951.00
10128000-52000	Facility Mgmt	COLA Benefits	18,068.00	18,068.00	18,068.00
10130000-51000	Planning Commission	COLA 8.5%	14,915.00	14,915.00	14,915.00
10130000-52000	Planning Commission	COLA Benefits	2,931.00	2,931.00	2,931.00
10130100-51000	Court Services	COLA 8.5%	56,108.00	56,108.00	56,108.00
10130100-52000	Court Services	COLA Benefits	11,025.00	11,025.00	11,025.00
10150518-51000	Sheriff Law Enforce	COLA 8.5%	672,810.00	672,810.00	672,810.00
10150518-52000	Sheriff Law Enforce	COLA Benefits	132,207.00	132,207.00	132,207.00
10150518-51000	Sheriff Law Enforce	Pay Parity	439,200.00	439,200.00	439,200.00
10150518-52000	Sheriff Law Enforce	Pay Parity Benefits	86,303.00	86,303.00	86,303.00
10152500-51000	Juvenile Detention	COLA 8.5%	387,592.00	387,592.00	387,592.00
10152500-52000	Juvenile Detention	COLA Benefits	76,162.00	76,162.00	76,162.00
10152500-55000	Juvenile Detention	Walk-In Freezer	39,925.00	39,925.00	39,925.00
10152600-51000	Juvenile Bureau	COLA 8.5%	126,254.00	126,254.00	126,254.00
10152600-52000	Juvenile Bureau	COLA Benefits	24,809.00	24,809.00	24,809.00
10155000-51000	Emergency Mgmt	COLA 8.5%	24,201.00	24,201.00	24,201.00
10155000-52000	Emergency Mgmt	COLA Benefits	4,756.00	4,756.00	4,756.00
10155000-51000	Emergency Mgmt	Admin Salary	35,000.00	35,000.00	35,000.00
10155000-52000	Emergency Mgmt	Admin Benefits	32,090.00	32,090.00	32,090.00
10155000-54000	Emergency Mgmt	Parking	1,080.00	1,080.00	1,080.00
10155000-55000	Emergency Mgmt	Cab & Chasis	20,000.00	20,000.00	20,000.00
10161000-51000	Social Services	COLA 8.5%	69,617.00	69,617.00	69,617.00
10161000-52000	Social Services	COLA Benefits	13,680.00	13,680.00	13,680.00
10191000-51000	District No. 1	COLA 8.5%	15,499.00	15,499.00	15,499.00
10191000-52000	District No. 1	COLA Benefits	3,046.00	3,046.00	3,046.00
10192000-51000	District No. 2	COLA 8.5%	17,734.00	17,734.00	17,734.00
10192000-52000	District No. 2	COLA Benefits	3,484.00	3,484.00	3,484.00
10192000-51000	District No. 2	Salary Adj. for Sr Staf	11,636.00	11,636.00	11,636.00
10192000-52000	District No. 2	Benefit Adj. for Sr Staf	2,286.00	2,286.00	2,286.00
10193000-51000	District No. 3	COLA 8.5%	13,513.00	13,513.00	13,513.00
10193000-52000	District No. 3	COLA Benefits	2,655.00	2,655.00	2,655.00
10194000-51000	Engineer	COLA 8.5%	33,304.00	33,304.00	33,304.00
10194000-52000	Engineer	COLA Benefits	6,545.00	6,545.00	6,545.00
10199500-54000	GF Reserve	Unexpected	1,675,075.00	1,675,075.00	1,675,075.00



10120000-54000	District Attorney - State	DA State Contract	200,000.00	200,000.00	200,000.00
20101200-55000	Capital Imp-Regular	AS Needed Line Item	300,000.00	300,000.00	300,000.00
20101200-55000	Capital Imp-Regular	ARPA Int for Jail	2,000,000.00	2,000,000.00	2,000,000.00
40310110-54000	Self-Insurance	Depositions	50,000.00	50,000.00	50,000.00
Totals			9,404,276.00	9,404,276.00	9,404,276.00
Totals					8,604,276
Additional Provisions for Interest of Warrants					

Exhibit "F" Miscellaneous Revenue Other than Current					
SOURCE OF REVENUE		(NOTE 1) ESTIMATES		2. DIFFERENCE BASED ON	
Include		APPROVED BY EXCISE BOARD		ACTUAL COLLECTIONS	
estimate of revenue from ALL sources except current ad valorem tax		(21-22 BUDGET)		COLLECTIBLE APPD BY GOV. BOARD	
1	Surplus of Prior Year (2022) after providing for all obligations thereof	11,796,039	13,195,420	1,399,381	
2	Property Tax:				
3	Advalorem Tax-Prior	2,337,812	2,427,878	90,066	
4	Protest Taxes Released			0	
5	Misc Property Taxes	458,483	477,059	18,576	
6	Intergovernmental Revenues:				
7	Motor Vehicle Stamps	328,516	349,478	20,961	
8	Motor Vehicle Collections	1,150,552	1,162,431	11,879	
9	Revaluation-Cities & Schools	5,603,208	5,925,291	322,083	
10	Juv. Detention-Lunches	105,156	114,187	9,031	
11	Juvenile Detention Services	1,996,511	2,005,099	8,588	
12	Juv. Justice-Maintenance	81,900	81,900	0	
13	Juvenile Rent (DHS)	481,392	481,392	0	
14	Juv. Justice-Alt to Detention/Transportation	8,125	8,392	267	
15	Juv. Justice-Link	1,224	1,215	(9)	
16	Juvenile-State Boarding		3,912	3,912	
17	Pharmacy Reimb for Social Services	339,200	339,200	0	
18	Sheriff-Scaap Grant			0	
19	DA Revolving	150,000	350,000	200,000	
20	Election Board-Salary	91,477	91,737	259	
21	Election Board-Expense	32,400	32,995	595	
22	Election Board-Municipality Reimb			0	
23	Court Fund Maintenance	698,113	698,113	0	
24	Court Fund Payroll Reimb			0	
25	Court Revolving Fund Reimb			0	
26	Charges for Services:			0	
27	County Clerk Fees	6,165,364	6,274,026	108,663	
28	County Treasurer Fees	5,201	4,249	(952)	
29	Public Records	3,547	4,048	501	
30	Miscellaneous Charge for Services	2,774	2,140	(634)	
31	Interest Income	100,000	2,800,000	2,700,000	
32	Miscellaneous Revenue:			0	
33	PBA Residual/Admin Overhead	50,000	50,000	0	
34	PBA Reimb for Vicinity	34,613	60,653	26,040	
35	Criminal Justice Authority Reimb	129,867	129,867	0	
36	Royalty	32,906	35,794	2,888	
37	Rental-Misc.	360	360	0	
38	Retirement Reimb for Bailiffs	4,592	383	(4,209)	
39	Remington Park-Tax	35,684	36,718	1,034	
40	Miscellaneous Reimbursement	130,633	133,342	2,709	
41	Total Estimated (Col. 1) and Collected (Col. 2) and Uncollected (Col. 3)	32,355,647	37,277,278	4,921,631	
42	Deduct Item 1, Column 1 (Surplus from Delinquent Tax)	(11,796,039)			
43	Estimate of Miscellaneous Revenue Exclusive of Back Tax	20,559,607			
44	Transfer Column 2 Total Into Column 3			37,277,278	
45	Current Tax Receipts into Delinquency Reserve (D-4 minus S-13)			83,024,438	
46	Total Collected and Probable for the year			120,301,716	
47	Deduct 1. Original Estimate of Miscellaneous Revenue (F-19, Column 1)			20,559,607	
48	and (Y-11) 2. Surplus Applied in Supplemental dated , 20				
49	and (Y-12) 3. Surplus Applied in Supplemental dated , 20				
50	and 4. Deficiency in "Plan of Financing" Appropriations (Y-14)			79,341,793	
51	Original Estimate of Fund Balance			11,796,039	
52	Total Already Applied			111,697,440	
53	Surplus Available (Not to Exceed Surplus on D-29)			8,604,276	

NOTE: 1. Include all lawful estimates such as original and state aid estimate by Excise Board for Schools

2. No authority for remainder of year more than the balance of lawfully approved miscellaneous estimate.

GENERAL FUND ON LAST DAY OF MONTH OF JUNE, 2022  
OKLAHOMA COUNTY, OKLAHOMA

Exhibit "M" Appropriation Summary				
		1 FOR WARRANTS	2 FOR INTEREST	3 TOTAL
1	Original Estimate "Made and Approved" as filed with State Auditor	111,697,440		111,697,440
2	Increase due to Supplemental Appropriation dated , 20			
3	Increase due to Supplemental Appropriation dated , 20			
4				0
5	Total Appropriations Approved	111,697,440		111,697,440
6	Cancellations and Reserves			
7	Reserved for Pending Appropriation Protest on Items not included in 68 O.S. § 3032			
8	Canceled by Court Order			
9	Canceled by Excise Board under authority of 68 O.S. § 3023			
10				
11	Total Cancellation and Reserves			
12	Net Approved Appropriations	111,697,440		111,697,440
Exhibit "Y" Method of Financing Appropriations				
	Equalized Certified and Extended 10.35 Mills Assessed Valuation \$8,734,804,496 Levy Certified	1 DETAIL	2 TOTAL	3 EXTENSION
1	Gross Proceeds of Levy Certified to State Auditor	90,405,227	90,405,227	
2	Deduct 1. Gross Proceeds of Mills Canceled by Excise Board 68 O.S. § 3023	(921,656)	(921,656)	
3	and 2. Gross Proceeds of Mills Canceled by Court Order			
4	and 3. Gross Proceeds of Mills for Levy Protests still pending			
5	Balance Gross Proceeds of Levy free of Protests	89,483,571	89,483,571	
6	Deduct Reserve at 10% for Delinquencies (1/11 if at 10%)		8,302,444	
7	Net Tax Available to Finance Appropriations			
8	Surplus Cash of Prior Year on hand July 1 (Examine Tax Court J.E. for adjustments)			
9	Protest Tax Refund Unclaimed fully released Jul 1 (Examine Tax Court J.E. for adjustments)			
10	Estimate of all Misc. Incomes other than Current Tax (Exhibit "F", Column 1, Line 19)		24,081,858	
11	Surplus Collections added by Supplement dated , 20			
12	Surplus Collections added by Supplement dated , 20			
13	Total Finance free of Protests to Cover Exhibit "M", Line 11, Column 3		121,867,872	
14	Note any deficiency in Plan of Finance (Any Excess of M-11-3 over Y-13) (See F-28)			
Exhibit "D" Current Cash				
	Receipts, Disbursements and Balance Sheet Condition	1 DETAIL	2 TOTAL	3 EXTENSION
1	Cash Surplus of Prior Year Actually on Hand July 1 (Y-8)	13,195,420		
2	Released Unclaimed Protest Tax Refund on Hand July 1 (Note2) (Y-9)			
3				
4	Current Tax Apportioned			
5	Miscellaneous Income Other Than Current Tax Apportioned (F-19, Column 2)	24,081,858		
6				
7	Total Balance and Receipts	37,277,278		
8	Current Warrants Paid			
9	Interest Paid Thereon			
10				
11	Total Disbursements			
	(Publish) BALANCE SHEET Current Assets			
12	Balance Cash on Hand on date shown in caption above	13,195,420	13,195,420	
13	Net Current Tax Available Free of all Protests and Reserves (Y-7)			
14	Deduct Current tax Apportioned (D-4)			
15	Net Balance Current Tax in Process of Collection (To Column 3)		83,024,438	
16	Balance of Original Estimate of Miscellaneous Income (F-19, Column 3)	24,081,858	24,081,858	
17	Total Assets		120,301,716	
Current Liabilities and Reserves				
18	Appropriations Available for Warrant Issues (M-11, Column 1)	111,697,440		
19	Deduct Warrants Issued to Date in Caption	0		
20	Balance Appropriations Available (To Column 3)	111,697,440	111,697,440	
21	Current Warrants Outstanding on Date in Caption (D-19 Less D-8)			
22	Provisions Made for Interest on Current Warrants (M-11, Column 2)			
23	Deduct Interest Provision Used to Date (D-9)			
24	Residue of Interest Provision (If More is Needed, Enter in Schedule 2)			
25				
26				
27	Total Liabilities and Reserves		111,697,440	
28	Deficit			
29	Surplus - (If Correctly Prepared Will Agree With F-3 1)			8,604,276

PROOF OF PUBLICATION  
AFFIDAVIT

STATE OF OKLAHOMA, COUNTY OF OKLAHOMA, s:

Personally appeared before me the undersigned Notary Public,

Danny Lambert

Clerk of Oklahoma County of the County and State aforesaid, who being first duly sworn according to law, deposes and says -- That he complied with the law by having Exhibits "D" Balance Sheet, and Schedules 1 and 2, of the within Financial Statement and Estimate published as required by law in at least one issue of the Journal Record, a weekly-daily newspaper published in City-Town of Oklahoma City, Oklahoma, a copy of which published statement and estimate, together with proof of publication thereof, is hereto attached marked Exhibit "A," and made a part hereof. In evidence whereof the Affiant has subscribed hereto under oath.

Subscribed and sworn to before me this

21st

day of

September 2022

Danny Lambert Chief Deputy

Karen L. Prince Notary Public

Commission Number and Expiration



CERTIFICATE OF EXCISE BOARD

STATE OF OKLAHOMA, OKLAHOMA COUNTY, ss:

We, the undersigned, Members of the Excise Board of said County and State, do hereby certify that we have examined and carefully considered the application and proposal of the Governing Board of Oklahoma County, Oklahoma of the same County and State aforesaid, for additional and supplemental appropriations for certain current expense purposes for the remainder of this fiscal year ending June 30, 2023, the financial statement submitted therewith as of the month ending June 30, 2022, and the list of appropriations and parts thereof proposed for cancellation, after hearing any protests against such proposed cancellations.

We rely on the sworn statements of the Clerk and of the Treasurer and of the Governing Board of the with-in-named municipality that the revenues already received have been properly credited to the several Fiscal Year Accounts, that all warrant issues have been properly charged thereto or paid therefrom, and that no unpaid claims or contracts are pending against the balances of Appropriations submitted for cancellation.

We find, on analysis of the within Financial Statements, that the available surplus revenue already accrued and which is subject to to supplementary appropriations under title 68 O.S. § 3021, is as follows:

Canceled Current Appropriation Balances, as per Schedule 1, column 3

Current Revenues Actually Collected in excess of previous Appropriated Estimates, Exhibit "D" line 29.

Total Surplus Approved and Appropriated to Current General Fund use, Schedule 2 \$8,604,276

Wherefore, we have and do order cancellation of Appropriation Items as shown in last column of Schedule 1, and we hereby appropriate the Current Revenues released thereby, together with Current Surplus Assets disclosed to Current Purposes, and we have and do hereby approve and make additional and supplemental Appropriations as listed in column 3 of Schedule 2 in the total sum of \$8,604,276.00 which is within the total amount of surplus Revenue accrued as scheduled. The Secretary of the County Excise Board is hereby ordered to certify the same to the Clerk of the within-named municipality or subdivision of the State of Oklahoma, who is hereby authorized to enter the same upon his records, to notify his Treasurer of this action, and to make said funds available to his Governing Board.

Dated at Oklahoma City, Oklahoma, this

4th

day of

October 2022

[Signature]

(Chairman of County Excise Board)

Attest:

Danny Lambert Chief Deputy

Danny Lambert, Chief Deputy County Clerk and Secretary to the County Excise Board



**ABSENT**

(Member of County Excise Board)

Eleanor Thompson

(Member of County Excise Board)



CURRENT FISCAL YEAR	2022-2023																
DATE CERTIFIED	October 19, 2022																
TAXABLE YEAR	2022																
2022																	
INCLUDING ALL JOINT COUNTIES																	
2022-2023																	
			OKLAHOMA COUNTY					CITIES/ TOWNS	SCHOOL DISTRICTS			VO-TECHS					
UNIT OF TAXATION	SCHOOL DIST	VO-TECH/COLLEGE AREA DISTRICT	GEN FUND	SINK FUND	CO 4 MILL	HEALTH FUND	METRO LIBRARY	SINK FUND	GEN FUND	BLDG FUND	SINK FUND	GEN FUND	INCENT LEVY	BLDG FUND	SINK FUND		TOTAL
OKLAHOMA COUNTY			10.35	0.77	4.14	2.59	5.20	-----									23.05
CITY OF BETHANY			10.35	0.77	4.14	2.59	5.20	4.59									27.64
CITY OF CHOCTAW			10.35	0.77	4.14	2.59	5.20	0.97									24.02
CITY OF DEL CITY			10.35	0.77	4.14	2.59	5.20	4.11									27.16
CITY OF MIDWEST CITY			10.35	0.77	4.14	2.59	5.20	9.99									33.04
CITY OF NICOMA PARK			10.35	0.77	4.14	2.59	5.20	-----									23.05
CITY OF NICHOLS HILLS			10.35	0.77	4.14	2.59	5.20	25.36									48.41
CITY OF OKLAHOMA CITY			10.35	0.77	4.14	2.59	5.20	15.46									38.51
CITY OF SMITH VILLAGE			10.35	0.77	4.14	2.59	5.20	-----									23.05
CITY OF THE VILLAGE			10.35	0.77	4.14	2.59	5.20	13.08									36.13
CITY OF WARR ACRES			10.35	0.77	4.14	2.59	5.20	12.45									35.50
TOWN OF WOODLAWN PARK			10.35	0.77	4.14	2.59	5.20	-----									23.05
																	0.00
PUTNAM CITY	No. 1	FRANCIS TUTTLE VT 21	10.35	0.77	4.14	2.59	5.20		36.46	5.21	27.54	10.46		5.23	0.00		107.95
LUTHER	No. 3	EASTERN OK COUNTY VT23	10.35	0.77	4.14	2.59	5.20		36.54	5.22	10.29	10.42		5.21	0.34		91.07
CHOCTAW-NICOMA PARK	No. 4	EASTERN OK COUNTY VT23	10.35	0.77	4.14	2.59	5.20		36.91	5.27	33.97	10.42		5.21	0.34		115.17
DEER CREEK	No. 6	FRANCIS TUTTLE VT 21	10.35	0.77	4.14	2.59	5.20		36.89	5.27	33.91	10.46		5.23	0.00		114.81
HARRAH	No. 7	EASTERN OK COUNTY VT23	10.35	0.77	4.14	2.59	5.20		35.89	5.13	19.46	10.42		5.21	0.34		99.50
JONES	No. 9	EASTERN OK COUNTY VT23	10.35	0.77	4.14	2.59	5.20		36.63	5.23	28.05	10.42		5.21	0.34		108.93
EDMOND	No. 12	FRANCIS TUTTLE VT 21	10.35	0.77	4.14	2.59	5.20		36.98	5.28	23.64	10.46		5.23	0.00		104.64
OAKDALE	No. 29		10.35	0.77	4.14	2.59	5.20		36.67	5.24	18.22						83.18
MILLWOOD	No. 37	METRO TECH VT22	10.35	0.77	4.14	2.59	5.20		35.84	5.12	30.13	10.30		5.15	4.72		114.31
WESTERN HEIGHTS	No. 41	FRANCIS TUTTLE VT 21	10.35	0.77	4.14	2.59	5.20		35.27	5.04	23.54	10.46		5.23	0.00		102.59
MIDWEST CITY-DEL CITY	No. 52	ROSE STATE COLL AREA DIST	10.35	0.77	4.14	2.59	5.20		36.14	5.16	24.27	10.34		5.17	2.52		106.65
CROOKED OAK	No. 53	METRO TECH VT22	10.35	0.77	4.14	2.59	5.20		35.07	5.01	31.52	10.30		5.15	4.72		114.82
CRUTCHO	No. 74		10.35	0.77	4.14	2.59	5.20		35.54	5.08	22.23						85.90
BETHANY	No. 88	CANADIAN VT6	10.35	0.77	4.14	2.59	5.20		36.05	5.15	34.97	10.48		5.24	0.48		115.42
OKLAHOMA CITY	No. 89	METRO TECH VT22	10.35	0.77	4.14	2.59	5.20		35.96	5.14	17.85	10.30		5.15	4.72		102.17
ROSE STATE COLLEGE AREA TECH DIST			10.35	0.77	4.14	2.59	5.20		10.34	5.17	2.52						41.08
SOUTH OKC AREA TECH DIST	Overlap	FRANCIS T 21/METRO TECH 22	10.35	0.77	4.14	2.59	5.20		5.08				5.00	2.50			35.63
																	0.00
HICKORY HILL FIRE DISTRICT			7.53														7.53
DEER CREEK FIRE DISTRICT			7.30														7.30
																	0.00

UNIT OF TAXATION CERTIFIED FROM	SCHOOL DIST	VO-TECH/COLLEGE AREA DISTRICT	OKLAHOMA COUNTY					CITIES/ TOWNS	SCHOOL DISTRICTS			VO-TECHS				TOTAL
			GEN	SINK	4 MILL	HEALTH	LIBRARY		GEN	BLD	SINK	GEN	INCENT	BLDG	SINK	
CANADIAN CO. PIEDMONT	No. 22	CANADIAN VT 6	10.35	0.77	4.14	2.59	5.20		37.60	5.37	33.11	10.48		5.24	0.48	115.33
CANADIAN CO. MUSTANG	No. 69	CANADIAN VT 6	10.35	0.77	4.14	2.59	5.20		37.59	5.37	25.79	10.48		5.24	0.48	108.00
CLEVELAND CO. MOORE	No. 2	CLEVELAND VT 17	10.35	0.77	4.14	2.59	5.20		36.34	5.19	26.31	10.41		5.16	2.41	108.87
CLEVELAND CO. MOORE	No. 2	OCCC Overlap	10.35	0.77	4.14	2.59	5.20		36.34	5.19	26.31		5.00	2.50		98.39
POTT CO. McLOUD	No. 1	POTTAWATOMIE VT 5	10.35	0.77	4.14	2.59	5.20		36.35	5.19	13.43	10.31		5.16		93.49
CERTIFIED TO JOINT COUNTIES									SCHOOL DISTRICTS			VO-TECHS				
CANADIAN CO DEER CREEK SD	No. 6	FRANCIS TUTTLE VT 21/OKC							35.38	5.05	33.91	10.11		5.05		89.50
CANADIAN CO.	Cashion 89	FRANCIS TUTTLE VT 21							-----	-----	-----	10.00		5.00		15.00
CLEVELAND CO. MID-DEL SD	No. 52	ROSE ST COLL AREA DIST/OKC							36.04	5.14	24.27	10.30		5.15	2.52	83.42
LOGAN CO. LUTHER SD	No. 3	EASTERN OK COUNTY VT23							36.32	5.19	10.29	10.38		5.19	0.34	67.71
LOGAN CO. DEER CREEK SD	No. 6	FRANCIS TUTTLE VT 21							35.70	5.10	33.91	10.22		5.11		90.04
LOGAN CO. EDMOND SD	No. 12	FRANCIS TUTTLE VT 21							35.69	5.10	23.64	10.22		5.11		79.76
LOGAN CO	Cashion 89	FRANCIS TUTTLE VT 21							-----	-----	-----	10.00		5.00		15.00
LINCOLN CO LUTHER SD	No. 3	EASTERN OK COUNTY VT23							35.97	5.14	10.29	10.31		5.16	0.34	67.21
LINCOLN CO HARRAH SD	No. 7	EASTERN OK COUNTY VT23							36.11	5.16	19.46	10.31		5.16	0.34	76.54
KINGFISHER CO		FRANCIS TUTTLE VT 21							-----	-----	-----	10.36		5.18		15.54
KINGFISHER CO	Cashion 89	FRANCIS TUTTLE VT 21							-----	-----	-----	10.00		5.00		15.00
POTT CO. HARRAH SD	No. 7	EASTERN OK CO VT23/OKC							35.93	5.13	19.46	10.27		5.13	0.34	76.26

STATE OF OKLAHOMA  
COUNTY OK OKLAHOMA

I, Danny Lambert, Chief Deputy County Clerk for Oklahoma County, Oklahoma, do hereby certify that the above levies are true and correct for the taxable year 2022.

Witness my hand and seal at OKLAHOMA COUNTY, OKLAHOMA THIS 19th DAY OF October 2022



*Danny Lambert*