

METRO TECHNOLOGY CENTERS  
DISTRICT 22

SCHOOL BUDGET AND FINANCING PLAN  
FOR APPROPRIATED FUNDS  
FISCAL YEAR 2017-18

ADOPTED BY:

VT-22, OKLAHOMA COUNTY, BOARD OF EDUCATION

Ron Perry, President

Sarah McKinney, Vice President

Elizabeth A. Richards, Clerk

Vacant - District 6, Member

Matt Latham, Member

Jimmy McKinney, Member

Linda Ware Toure, Member

RECEIVED

JUN 30 2017

State Auditor  
and Inspector

Oklahoma

**TABLE OF CONTENTS**

<b><u>CONTENTS</u></b>	<b><u>PAGE</u></b>
I. President's Message	3
Letter of Transmittal	4
Affidavit of Publication	5
II. Budget Financing Plan (Fiscal Year 2017-2018)	
Summary of Estimated Revenues	6
Summary of Estimated Expenditures	7
III. General Fund	
Revenue	8
Expenditures	9
IV. Building Fund	
Revenue	10
Expenditures	11
V. Adoption of Budget	12

**METRO TECHNOLOGY CENTERS SCHOOL DISTRICT #22**  
1900 Springlake Drive  
Oklahoma City, Oklahoma 73111  
(405) 424-8324

**BOARD OF EDUCATION**

**TO THE TAXPAYERS OF METRO TECHNOLOGY CENTERS SCHOOL DISTRICT #22**

The Board of Education of Metro Technology Centers School District No. 22, Oklahoma County, Oklahoma, as authorized by Oklahoma Statutes (Section 5-150 of the School District Budget Act), submits the Budget for Metro Technology Centers School District #22 for fiscal year 2017-2018.

The 2017-2018 School Budget was prepared under the direction of the Metro Technology Centers Board of Education.

The members are:

Ron Perry, President

Sarah McKinney, Vice President

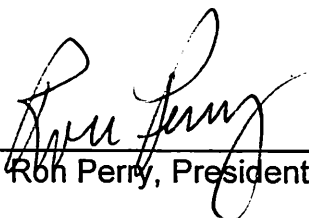
Elizabeth A. Richards, Clerk

Vacant – District 6, Member

Jimmy McKinney, Member

Matt Latham, Member

Linda Ware Toure, Member

  
\_\_\_\_\_  
Ron Perry, President


6-27-17  
\_\_\_\_\_  
Date

TO THE METRO TECHNOLOGY CENTERS SCHOOL DISTRICT NO. 22,  
BOARD OF EDUCATION

The Metro Technology Centers School District No. 22 Fiscal Year 2017-2018 Financial Plan of appropriated funds is herewith submitted for the approval of the Board of Education under the authority of a Resolution by the Board of Education dated June 6, 2017, in accordance with the Oklahoma School District Budget Act. The budget herein presented requires 10 mills of ad valorem taxation for the General Fund, and 5 mills of ad valorem taxation for the Building Fund, before applying appropriate millage adjustment factors.

The total budget of appropriated funds equals \$43,459,244.00 which includes \$29,629,244.00 for the General Fund and \$13,830,000.00 for the Building Fund.

The 2017-2018 annual budget is presented to the Metro Technology Centers School District No. 22 Board of Education for their adoption.

  
Elizabeth A. Richards, Clerk

**NOTICE OF PUBLIC HEARING  
METRO TECHNOLOGY CENTERS**

Notice is hereby given that District #22 Board of Education Metro Technology Centers, Oklahoma City, Oklahoma, will hold a Public Hearing beginning at 5:30 on the 6th day of June, 2017, for the purpose of accepting comments and for holding open discussion, including answering questions, on the following proposed District #22 FY 2017-2018 Budget. The hearing will be held in the Room J of the Business Conference Center, 1900 Springlake Drive.

Dated at Oklahoma City, Oklahoma this 31th day of May, 2017.

<b>PROPOSED BUDGET</b>	<b>SUMMARY OF PROJECTED REVENUES FY 2017-2018</b>		
<b>REVENUE SOURCES</b>	<b>APPROPRIATED FUNDS GENERAL FUND</b>	<b>BUILDING FUND</b>	<b>TOTAL APPROPRIATED FUNDS</b>
<b>LOCAL SOURCES OF REVENUES:</b>			
1000 District Sources of Revenue:			
1110 Ad valorem Tax Levy (current)	17,550,000.00	9,100,000.00	26,650,000.00
1120 Ad Valorem Tax Levy (prior)	700,000.00	315,000.00	1,015,000.00
1200 Tuition and Fees	2,500,000.00	-	2,500,000.00
1300 Earnings on Investments & Bond Sales	25,000.00	-	25,000.00
1400 Rentals, Disposals and Commissions	200,000.00	-	200,000.00
1500 Reimbursements	500,000.00	15,000.00	515,000.00
1600 Other Sources of Local Revenue	-	1,500,000.00	1,500,000.00
<b>TOTAL LOCAL SOURCES OF REVENUE</b>	<b>21,475,000.00</b>	<b>10,930,000.00</b>	<b>32,405,000.00</b>
<b>STATE SOURCES OF REVENUES:</b>			
3000 State Sources of Revenue:			
3100 Dedicated Revenues			
3690 Other Misc Sources-State Revenue	49,099.00	-	49,099.00
3810 Formula Operations	3,000,000.00	-	3,000,000.00
3814 National Board Certified (CTE)	15,000.00	-	15,000.00
3830 Industry Training (TIPS)	5,000.00	-	5,000.00
3837 Manufacturing Alliance	42,000.00	-	42,000.00
3840 Adult Training (Safety)	30,145.00	-	30,145.00
3860 Other State Voc Aid (Existing Ind)	40,000.00	-	40,000.00
3880 Dropout Recovery	135,000.00	-	135,000.00
3892 OK Education Lottery Fund	138,000.00	-	138,000.00
3800 Total State Vocational Programs	3,454,244.00	-	3,454,244.00
<b>TOTAL STATE SOURCES OF REVENUES</b>	<b>3,454,244.00</b>	<b>-</b>	<b>3,454,244.00</b>
<b>FEDERAL SOURCES OF REVENUES:</b>			
4000 Federal Sources of Revenue:			
4616 WIA	-	-	-
4617 Rehabilitation Services	45,000.00	-	45,000.00
4619 TANF	329,000.00	-	329,000.00
4820 Carl Perkins Voc & Applied Tech Act	314,000.00	-	314,000.00
4828 Tech Centers That Work	12,000.00	-	12,000.00
<b>TOTAL FEDERAL SOURCES OF REVENUES</b>	<b>700,000.00</b>	<b>-</b>	<b>700,000.00</b>
<b>TOTAL REVENUE</b>	<b>25,629,244.00</b>	<b>10,930,000.00</b>	<b>36,559,244.00</b>
Fund Balance	4,000,000.00	2,900,000.00	6,900,000.00
6130 Prior Year Lapsed Appropriations	-	-	-
<b>TOTAL ALL SOURCES</b>	<b>29,629,244.00</b>	<b>13,830,000.00</b>	<b>43,459,244.00</b>
<b>TOTAL EXPENDITURES</b>	<b>25,550,000.00</b>	<b>11,265,000.00</b>	<b>36,815,000.00</b>

**Metro Technology Centers  
Summary of Estimated Revenues  
Fiscal Year 2017-18**

<u>REVENUE SOURCES</u>	<u>GOVERNMENTAL FUNDS</u>		<b>TOTAL SUMMARY BY FUND</b>
	<b>GENERAL FUND (11)</b>	<b>SPECIAL REVENUE (21)</b>	
<b>LOCAL SOURCES OF REVENUES:</b>			
1000 District Sources of Revenue:			
1110 Ad valorem Tax Levy (current)	17,550,000.00	9,100,000.00	26,650,000.00
1120 Ad Valorem Tax Levy (prior)	700,000.00	315,000.00	1,015,000.00
1200 Tuition and Fees	2,500,000.00	-	2,500,000.00
1300 Earnings on Investments & Bond Sales	25,000.00	-	25,000.00
1400 Rentals, Disposals and Commissions	200,000.00	-	200,000.00
1500 Reimbursements	500,000.00	15,000.00	515,000.00
1600 Other Sources of Local Revenue	-	1,500,000.00	1,500,000.00
<b>TOTAL LOCAL SOURCES OF REVENUE</b>	<u>21,475,000.00</u>	<u>10,930,000.00</u>	<u>32,405,000.00</u>
<b>STATE SOURCES OF REVENUES:</b>			
3000 State Sources of Revenue:			
3100 Dedicated Revenues			
3690 Other Misc Sources-State Revenue	49,099.00	-	49,099.00
3810 Formula Operations	3,000,000.00	-	3,000,000.00
3814 National Board Certified (CTE)	15,000.00	-	15,000.00
3830 Industry Training (TIPS)	5,000.00	-	5,000.00
3837 Manufacturing Alliance	42,000.00	-	42,000.00
3840 Adult Training (Safety)	30,145.00	-	30,145.00
3860 Other State Voc Aid (Existing Ind)	40,000.00	-	40,000.00
3880 Dropout Recovery	135,000.00	-	135,000.00
3892 OK Education Lottery Fund	138,000.00	-	138,000.00
<b>TOTAL STATE SOURCES OF REVENUES</b>	<u>3,454,244.00</u>	<u>-</u>	<u>3,454,244.00</u>
<b>FEDERAL SOURCES OF REVENUES:</b>			
4000 Federal Sources of Revenue:			
4617 Rehabilitation Services	45,000.00	-	45,000.00
4619 TANF (CDFA 93.558)	329,000.00	-	329,000.00
4821 Carl Perkins (CFDA 84.048)	314,000.00	-	314,000.00
4828 Tech Centers That Work (CFDA 84.048)	12,000.00	-	12,000.00
<b>TOTAL FEDERAL SOURCES OF REVENUES</b>	<u>700,000.00</u>	<u>-</u>	<u>700,000.00</u>
<b>TOTAL REVENUE</b>	<u>25,629,244.00</u>	<u>10,930,000.00</u>	<u>36,559,244.00</u>
Fund Balance	4,000,000.00	2,900,000.00	6,900,000.00
6130 Prior Year Lapsed Appropriations	-	-	-
<b>TOTAL ALL SOURCES</b>	<u>29,629,244.00</u>	<u>13,830,000.00</u>	<u>43,459,244.00</u>

**Metro Technology Centers  
Summary of Estimated Expenditures  
Fiscal Year 2017-18**

<u>EXPENDITURE SOURCES:</u>	<u>GOVERNMENTAL FUNDS</u>		<u>TOTAL SUMMARY BY FUND</u>
	<u>GENERAL FUND (11)</u>	<u>SPECIAL REVENUE (21)</u>	
<b>INSTRUCTION:</b>			
1000 Adult & Career Development	1,500,000.00	20,000.00	1,520,000.00
1500 Client Based	200,000.00	-	200,000.00
1700 Career Clusters	8,000,000.00	750,000.00	8,750,000.00
<b>TOTAL INSTRUCTIONAL SERVICES</b>	<u>9,700,000.00</u>	<u>770,000.00</u>	<u>10,470,000.00</u>
<b>SUPPORT SERVICES:</b>			
2000 Support Services - Students	2,750,000.00	20,000.00	2,770,000.00
2200 Support Services - Instructional Staff	1,650,000.00	100,000.00	1,750,000.00
2300 Support Services - General Administration	750,000.00	-	750,000.00
2400 Support Services - School Administration	4,000,000.00	40,000.00	4,040,000.00
2500 Support Services - Business	5,000,000.00	1,000,000.00	6,000,000.00
2600 Operation & Maint of Plant Services	250,000.00	5,000,000.00	5,250,000.00
2700 Student Transportation Services	1,200,000.00	50,000.00	1,250,000.00
<b>TOTAL SUPPORT SERVICES</b>	<u>15,600,000.00</u>	<u>6,210,000.00</u>	<u>21,810,000.00</u>
<b>OPERATION OF NON-INSTRUCTION SERVICES:</b>			
3200 Other Enterprise Service Operations	250,000.00	35,000.00	285,000.00
<b>TOTAL NON-INSTRUCTIONAL SERVICES</b>	<u>250,000.00</u>	<u>35,000.00</u>	<u>285,000.00</u>
<b>FACILITIES ACQUISITION AND CONSTRUCTION SERVICES:</b>			
4200 Land Acquisition Services	-	-	-
4300 Site Improvement Services	-	-	-
4400 Architecture and Engineering Services	-	250,000.00	250,000.00
4600 Building Acquisition and Construction	-	1,500,000.00	1,500,000.00
4700 Building Improvement Services	-	2,500,000.00	2,500,000.00
<b>TOTAL FACIL ACQ &amp; CONST SERV</b>	<u>-</u>	<u>4,250,000.00</u>	<u>4,250,000.00</u>
<b>OTHER USES</b>			
7900 Non-Program Charges	-	-	-
7999 Contingency	4,079,244.00	2,565,000.00	6,644,244.00
<b>TOTAL USES</b>	<u>29,629,244.00</u>	<u>13,830,000.00</u>	<u>43,459,244.00</u>

**Metro Technology Center  
Summary of Estimated Revenues**

<u>GENERAL FUND (11)</u>	FINAL FY 2015-16	BUDGET FY 2016-17	BUDGET FY 2017-18
<b>LOCAL SOURCES OF REVENUES:</b>			
1110 Ad valorem Tax Levy (current)	16,343,706.00	17,161,781.00	17,550,000.00
1120 Ad Valorem Tax Levy (prior)	615,000.00	615,000.00	700,000.00
1130 Revenue In Lieu of Taxes	-	-	-
1210 Adult Education	2,440,000.00	2,200,000.00	2,350,000.00
1290 Other Tuition and Fees	60,000.00	100,000.00	150,000.00
1200 Tuition and Fees	<u>2,500,000.00</u>	<u>2,300,000.00</u>	<u>2,500,000.00</u>
1300 Earnings on Investments & Bond Sales	5,000.00	10,000.00	25,000.00
1400 Rentals, Disposals and Commissions	450,000.00	285,000.00	200,000.00
1500 Reimbursements	500,000.00	600,000.00	500,000.00
1600 Other Sources of Local Revenue	120,000.00	-	-
<b>TOTAL LOCAL REVENUE</b>	<u>20,533,706.00</u>	<u>20,971,781.00</u>	<u>21,475,000.00</u>
<b>STATE SOURCES OF REVENUES:</b>			
3100 Dedicated Revenues			
3690 Other Misc Sources-State Revenue	49,099.00	29,099.00	49,099.00
3810 Formula Operations	4,164,226.00	3,510,322.00	3,000,000.00
3814 National Board Certified (CTE)	20,000.00	15,000.00	15,000.00
3830 Industry Training (TIPS)	19,156.00	5,000.00	5,000.00
3837 Manufacturing Alliance	42,000.00	42,000.00	42,000.00
3840 Adult Training (Safety)	65,000.00	30,145.00	30,145.00
3860 Other State Voc Aid (Existing Ind)	40,000.00	40,000.00	40,000.00
3880 Dropout Recovery	145,000.00	137,179.00	135,000.00
3892 OK Education Lottery Fund	149,816.00	-	138,000.00
3800 Total State Vocational Programs	<u>4,694,297.00</u>	<u>3,808,745.00</u>	<u>3,454,244.00</u>
<b>TOTAL STATE REVENUE</b>	<u>4,694,297.00</u>	<u>3,808,745.00</u>	<u>3,454,244.00</u>
<b>FEDERAL SOURCES OF REVENUES:</b>			
4000 Federal Sources of Revenue:			
4595 ARRA - College Alliance			
4616 WIA	-	-	-
4617 Rehabilitation Services	-	50,000.00	45,000.00
4619 TANF	365,901.00	329,509.00	329,000.00
4689 Other Federal Grants	2,500.00	-	-
4820 Carl Perkins Voc & Applied Tech Act	373,325.00	310,000.00	314,000.00
4828 Tech Centers That Work	12,000.00	12,000.00	12,000.00
4866 Second Chance Grant	135,395.00	-	-
<b>TOTAL FEDERAL REVENUE</b>	<u>889,121.00</u>	<u>701,509.00</u>	<u>700,000.00</u>
5000 Non-Revenue Receipts:	-	-	-
<b>TOTAL REVENUE</b>	<u>26,117,124.00</u>	<u>25,482,035.00</u>	<u>25,629,244.00</u>
Fund Balance	2,800,636.03	3,159,880.00	4,000,000.00
6130 Prior Year Lapsed Appropriations	-	-	-
<b>TOTAL ALL SOURCES</b>	<u>28,917,760.03</u>	<u>28,641,915.00</u>	<u>29,629,244.00</u>



**Metro Technology Center  
Summary of Estimated Expenditures**

<u>GENERAL FUND (11)</u>	BUDGET FY 2015-16	BUDGET FY 2016-17	BUDGET FY 2017-18
<b>INSTRUCTION:</b>			
1000 Adult & Career Development	2,375,000.00	2,000,000.00	1,500,000.00
1500 Client Based	420,000.00	400,000.00	200,000.00
1700 Career Clusters	7,410,000.00	7,500,000.00	8,000,000.00
<b>TOTAL INSTRUCTIONAL SERVICES</b>	<u>10,205,000.00</u>	<u>9,900,000.00</u>	<u>9,700,000.00</u>
<b>SUPPORT SERVICES:</b>			
2100 Support Services - Students	2,875,000.00	2,750,000.00	2,750,000.00
2200 Support Services - Instructional Staff	1,695,000.00	1,550,000.00	1,650,000.00
2300 Support Services - General Administration	832,000.00	750,000.00	750,000.00
2400 Support Services - School Administration	3,772,000.00	3,800,000.00	4,000,000.00
2500 Support Services - Business	5,250,000.00	5,250,000.00	5,000,000.00
2600 Operation & Maintenance of Plant Services	500,000.00	250,000.00	250,000.00
2700 Student Transportation Services	1,095,000.00	1,095,000.00	1,200,000.00
<b>TOTAL SUPPORT SERVICES</b>	<u>16,019,000.00</u>	<u>15,445,000.00</u>	<u>15,600,000.00</u>
<b>OPERATION OF NON-INSTRUCTION SERVICES:</b>			
3100 Child Nutrition Programs Operations	122,000.00	-	-
3200 Other Enterprise Service Operations	365,000.00	365,000.00	250,000.00
<b>TOTAL NON-INSTRUCTIONAL SERVICES</b>	<u>487,000.00</u>	<u>365,000.00</u>	<u>250,000.00</u>
<b>FACILITIES ACQUISITION AND CONSTRUCTION:</b>			
4400 Architecture and Engineering Services	-	-	-
4600 Building Acquisition and Construction	-	-	-
4700 Building Improvement Services	-	-	-
<b>TOTAL FACILITIES &amp; CONSTRUCTION</b>	<u>-</u>	<u>-</u>	<u>-</u>
<b>OTHER OUTLAYS:</b>			
5100 Debt Service	-	-	-
5200 Reimbursements	-	-	-
5600 Correcting Entry (Refund)	-	-	-
<b>TOTAL OTHER OUTLAYS</b>	<u>-</u>	<u>-</u>	<u>-</u>
7000 OTHER USES	-	-	-
7999 CONTINGENCY	2,206,760.03	1,872,494.00	4,079,244.00
<b>TOTAL USES</b>	<u>28,917,760.03</u>	<u>27,582,494.00</u>	<u>29,629,244.00</u>

**Metro Technology Center  
Summary of Estimated Revenues**

<b><u>Building Fund (21)</u></b>	<b>FINAL FY 2015-16</b>	<b>BUDGET FY 2016-17</b>	<b>BUDGET FY 2017-18</b>
<b>LOCAL SOURCES OF REVENUES:</b>			
1110 Ad valorem Tax Levy (current)	8,699,193.00	9,100,000.00	9,100,000.00
1120 Ad Valorem Tax Levy (prior)	315,000.00	315,000.00	315,000.00
1130 Revenue In Lieu of Taxes	-	-	-
1300 Earnings on Investments & Bond Sales	-	-	-
1500 Reimbursements	15,000.00	15,000.00	15,000.00
1600 Other Sources of Local Revenue	-	2,500,000.00	1,500,000.00
<b>TOTAL LOCAL REVENUE</b>	<b>9,029,193.00</b>	<b>11,930,000.00</b>	<b>10,930,000.00</b>
<b>FEDERAL SOURCES OF REVENUES:</b>			
4000 Federal Sources of Revenue:	-	-	-
<b>TOTAL FEDERAL REVENUE</b>	-	-	-
5000 Non-Revenue Receipts:	-	-	-
<b>TOTAL REVENUE</b>	<b>9,029,193.00</b>	<b>11,930,000.00</b>	<b>10,930,000.00</b>
Fund Balance	4,604,946.27	4,500,000.00	2,900,000.00
6130 Prior Year Lapsed Appropriations	-	-	-
<b>TOTAL ALL SOURCES</b>	<b>13,634,139.27</b>	<b>16,430,000.00</b>	<b>13,830,000.00</b>

**Metro Technology Center  
Summary of Estimated Expenditures**

<u>BUILDING FUND (21)</u>	FINAL FY 2015-16	BUDGET FY 2016-17	BUDGET FY 2017-18
<b>INSTRUCTION:</b>			
1000 Adult & Career Development	100,000.00	60,000.00	20,000.00
1500 Client Based	-	-	-
1700 Career Clusters	750,000.00	750,000.00	750,000.00
<b>TOTAL INSTRUCTIONAL SERVICES</b>	<u>850,000.00</u>	<u>810,000.00</u>	<u>770,000.00</u>
<b>SUPPORT SERVICES:</b>			
2100 Support Services - Students	25,000.00	25,000.00	20,000.00
2200 Support Services - Instructional Staff	150,000.00	125,000.00	100,000.00
2300 Support Services - General Administration	500.00	1,000.00	-
2400 Support Services - School Administration	50,000.00	50,000.00	40,000.00
2500 Support Services - Business	800,000.00	600,000.00	1,000,000.00
2600 Operation & Maintenance of Plant Services	5,300,000.00	5,250,000.00	5,000,000.00
2700 Student Transportation Services	250,000.00	50,000.00	50,000.00
<b>TOTAL SUPPORT SERVICES</b>	<u>6,575,500.00</u>	<u>6,101,000.00</u>	<u>6,210,000.00</u>
<b>OPERATION OF NON-INSTRUCTION SERVICES:</b>			
3100 Child Nutrition Programs Operations	-	-	-
3200 Other Enterprise Service Operations	50,000.00	50,000.00	35,000.00
<b>TOTAL NON-INSTRUCTIONAL SERVICES</b>	<u>50,000.00</u>	<u>50,000.00</u>	<u>35,000.00</u>
<b>FACILITIES ACQUISITION AND CONSTRUCTION:</b>			
4400 Architecture and Engineering Services	50,000.00	100,000.00	250,000.00
4600 Building Acquisition and Construction	1,500,000.00	1,500,000.00	1,500,000.00
4700 Building Improvement Services	1,405,000.00	4,000,000.00	2,500,000.00
<b>TOTAL FACILITIES &amp; CONSTRUCTION</b>	<u>2,955,000.00</u>	<u>5,600,000.00</u>	<u>4,250,000.00</u>
<b>OTHER OUTLAYS:</b>			
5100 Debt Service	-	-	-
5200 Reimbursements	-	-	-
5600 Correcting Entry (Refund)	-	-	-
<b>TOTAL OTHER OUTLAYS</b>	<u>-</u>	<u>-</u>	<u>-</u>
7000 OTHER USES	-	-	-
7999 CONTINGENCY	3,203,639.27	3,869,000.00	2,565,000.00
<b>TOTAL USES</b>	<u><u>13,634,139.27</u></u>	<u><u>16,430,000.00</u></u>	<u><u>13,830,000.00</u></u>

METRO TECHNOLOGY CENTERS SCHOOL DISTRICT No. 22  
1900 Springlake Drive  
Oklahoma City, OK 73111  
(405)424-8324

**ADOPTION OF SCHOOL DISTRICT BUDGET**

STATE OF OKLAHOMA, COUNTY OF OKLAHOMA.

We, the undersigned members of the Metro Technology Centers School District No. 22, Board of Education of said County and State, do hereby certify that we have adopted the Metro Technology School District Budget and Financing Plan as is herewith presented this 6th day of June, 2017.




\_\_\_\_\_  
Ron Perry, President



\_\_\_\_\_  
Sarah McKinney, Vice President


\_\_\_\_\_  
Vacant – District 6, Member



\_\_\_\_\_  
Jimmy McKinney, Member




\_\_\_\_\_  
Matt Latham, Member



\_\_\_\_\_  
Linda Ware Toure, Member

ATTEST:



\_\_\_\_\_  
Elizabeth A. Richards, Clerk, Board of Education

# Journal Record Publishing Company

101 N Robinson Suite 101  
Oklahoma City, OK 73102

## PUBLISHER'S AFFIDAVIT

Page 1 of 2

PO 1713944
06/02/2017
PROPOSED BUDGET FOR FY 2017-2018

NUMBER

PUBLICATION DATES

### LEGAL NOTICE

STATE OF OKLAHOMA

} S.S.

COUNTY OF OKLAHOMA

I, of lawful age, being duly sworn, am a legal representative of The Journal Record of Oklahoma City, Oklahoma, a daily newspaper of general circulation in Oklahoma County, Oklahoma, printed in the English Language and published in the City of Oklahoma City, in Oklahoma County, State of Oklahoma, continuously and uninterruptedly published in the County for a period of more than 104 consecutive weeks prior to the first publication of the attached notice, and having a paid general subscription circulation therein and with admission to the United States mails as paid second-class mail matter.

That said notice a true copy of which is attached hereto, was published in the regular edition of said newspaper during the period and time of publication and not in a supplement on the ABOVE LISTED DATE(S).



Terri VanHooser, Business Manager

Subscribed and sworn before me this 2nd day of June, 2017



MaRanda Beeson, Notary Public



Comission Number: 10001243

My Comission Expires: 2/18/2018

Order Number

11350971

Publisher's Fee

\$ 89.60


# AFFIDAVIT OF PUBLICATION

(MS11340971)

Notice is hereby given that District #22 Board of Education Metro Technology Centers, Oklahoma City, Oklahoma, will hold a Public Hearing beginning at 5:30 on the 6th day of June, 2017, for the purpose of accepting comments and for holding open discussion, including answering questions, on the following proposed District #22 FY 2017-2018 Budget. The hearing will be held in the Room J of the Business Conference Center, 1900 Springlake Drive, Oklahoma City, OK 73111.

PROPOSED BUDGET	SUMMARY OF PROJECTED REVENUES FY 2017-2018		
REVENUE SOURCES	APPROPRIATED FUNDS GENERAL FUND	BUILDING FUND	TOTAL APPROPRIATED FUNDS
<b>LOCAL SOURCES OF REVENUES:</b>			
3000 District Sources of Revenue:			
1110 Ad Valorem Tax Levy (current)	17,550,000.00	9,100,000.00	26,650,000.00
1220 Ad Valorem Tax Levy (prior)	700,000.00	918,000.00	1,618,000.00
3200 Tuition and Fees	2,500,000.00	-	2,500,000.00
3300 Earnings on Investments & Bond Sales	75,000.00	-	75,000.00
3400 Rentals, Disposables and Commissions	200,000.00	-	200,000.00
3500 Reimbursements	500,000.00	15,000.00	515,000.00
3900 Other Sources of Local Revenue	-	1,300,000.00	1,300,000.00
<b>TOTAL LOCAL SOURCES OF REVENUE</b>	<b>21,475,000.00</b>	<b>10,930,000.00</b>	<b>32,405,000.00</b>
<b>STATE SOURCES OF REVENUES:</b>			
3000 State Sources of Revenue:			
3100 Declared Revenues			
3990 Other Misc Sources-State Revenue	49,000.00	-	49,000.00
2810 Farmule Operations	1,000,000.00	-	1,000,000.00
2314 National Board Certified (CTF)	15,000.00	-	15,000.00
3520 Industry Training (TIPS)	3,000.00	-	3,000.00
2837 Manufacturing Alliance	42,000.00	-	42,000.00
2340 Adult Training (Safety)	80,148.00	-	80,148.00
2850 Other State Voc Aid (Existing Ind)	40,000.00	-	40,000.00
2890 Dropout Recovery	155,000.00	-	155,000.00
3892 OK Education Lottery Fund	338,000.00	-	338,000.00
2800 Total State Vocational Programs	3,454,244.00	-	3,454,244.00
<b>TOTAL STATE SOURCES OF REVENUES</b>	<b>3,454,244.00</b>	<b>-</b>	<b>3,454,244.00</b>
<b>FEDERAL SOURCES OF REVENUES:</b>			
4000 Federal Sources of Revenue:			
4016 WIA	-	-	-
4637 Rehabilitation Services	45,000.00	-	45,000.00
4619 TANF	320,000.00	-	320,000.00
4820 Carl Perkins Voc & Applied Tech Act	214,000.00	-	214,000.00
4828 Tech Centers That Work	12,000.00	-	12,000.00
<b>TOTAL FEDERAL SOURCES OF REVENUES</b>	<b>700,000.00</b>	<b>-</b>	<b>700,000.00</b>
<b>TOTAL REVENUE</b>	<b>25,629,244.00</b>	<b>10,930,000.00</b>	<b>36,559,244.00</b>
Fund Balance	4,000,000.00	2,900,000.00	6,900,000.00
6130 Prior Year Leased Appropriations	-	-	-
<b>TOTAL ALL SOURCES</b>	<b>29,629,244.00</b>	<b>13,830,000.00</b>	<b>43,459,244.00</b>
<b>TOTAL EXPENDITURES</b>	<b>25,220,000.00</b>	<b>11,265,000.00</b>	<b>36,485,000.00</b>

Dated at Oklahoma City, Oklahoma this 31st day of May, 2017

  
Board Clerk

(6-2-17)