

State

FILED

NOV 14 2022

State Auditor & Inspector

OTTAWA COUNTY  
2022-2023  
ESTIMATE OF NEEDS  
AND FINANCIAL STATEMENT OF THE  
FISCAL YEAR 2021-2022

BOARD OF COUNTY COMMISSIONERS OF  
THE COUNTY OF OTTAWA  
STATE OF OKLAHOMA

Two copies of this Financial Statement and Estimate of Needs should be filed with the County Clerk not later than August 17 for all Counties. After approval by the Excise Board and the levies are made, both statements should be signed by the appropriate Board Members. One complete signed copy must be sent to the State Auditor and Inspector, 2300 N. Lincoln Blvd., State Capital, Room 123, Oklahoma City, OK 73105. If publication may not be had by date required for filing, affidavit and proof of publication are required to be attached within five days after date of filing.

THE 2022-2023  
ESTIMATE OF NEEDS

AND

FINANCIAL STATEMENT OF THE  
FISCAL YEAR 2021-2022

PREPARED BY TURNER & ASSOCIATES, PLC  
SUBMITTED TO THE OTTAWA COUNTY  
EXCISE BOARD THIS 14<sup>th</sup> DAY OF November 2022

BOARD OF COUNTY COMMISSIONERS

Chairman Russell Lark County Clerk Robyn Mitchell  
Commissioner Mike Jones Commissioner Larry McElroy  
Treasurer Kathy Bowling Assessor Becky Smith  
Court Clerk Not available per Robyn Sheriff Debra D.

RECEIVED

# Index Page

Exhibit A	County General	1
Exhibit D	County Highway Unrestricted	13
Exhibit E	Health	21
Total Exhibit I's		29
I-1103	County Bridge and Road Improvement	30
I-1204	Assessor Revolving Fee	31
I-1208	County Clerk Lien Fee	32
I-1209	County Clerk Records Management and Preservation	33
I-1212	Emergency Management	34
I-1218	Local Emergency Planning Committee	35
I-1220	Resale Property	36
I-1221	Reward Fund	37
I-1223	Sheriff Commissary	38
I-1225	Sheriff Forfeiture	39
I-1226	Sheriff Service Fee	40
I-1230	Treasurer Mortgage Certification	41
I-1235	County Donations	42
I-1401	Convenience Center	43
I-1456	Bureau of Indian Affairs Assigned by County	44
I-1507	Special Revenue Assigned by County	45
I-1566	American Rescue Plan Act 2021	46
Total Exhibit I.S.T's		47
I.ST-1305	Courthouse Improvement Sales Tax	48
I.ST-1313	Road and Bridges Sales Tax	49
I.ST-1321	Rural Fire Sales Tax	50
Total Exhibit M's		51
M-7201	Court Clerk Revolving	52
M-7202	Child Abuse (Multidisciplinary) Prevention	53
M-7205	Law Library	54
M-7206	Drug Court	55
M-7210	Court Clerk Preservation	56
M-7401	Individual Redemption	57
M-7402	Excess Resale	58
M-7408	Tax Refunds	59
M-7506	Emergency Transportation Revolving	60
M-7605	Educational Trust	61
M-7702	Independent School Remit	62
M-7703	Municipal-City-Town Remit	63
M-7704	Emergency Medical Service District (EMS-522) Remit	64
M-7706	Career Tech Remit	65
Exhibit W		67
Exhibit X		69
Exhibit Y		71
Exhibit Z		75
Salary Calculations		77



OTTAWA COUNTY  
2022-2023  
ESTIMATE OF NEEDS  
AND FINANCIAL STATEMENT OF THE  
FISCAL YEAR 2021-2022

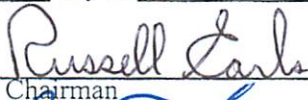
OTTAWA COUNTY, STATE OF OKLAHOMA

To the County Excise Board of said County and State, Greeting:-

Pursuant to the requirements of 68 O.S. 1991 Section 3002, we submit herewith for your consideration, the within statement of the fiscal condition of the County of Ottawa, State of Oklahoma, for the fiscal year beginning July 1, 2021 and ending June 30, 2022, together with an itemized statement of the estimated needs thereof for the fiscal year beginning July 1, 2022 and ending June 30, 2023. The same have been prepared in conformity to Statute, in relation to which be it further noted that:

1. We, the members of the Board of County Commissioners of said County and State, do hereby certify that the statements herein submitted show the true and correct conditions of the fiscal affairs of said County for the fiscal year ending June 30, 2022, that said statements comprise a "full and accurate statement of the assessments, receipts and expenditures of the preceding year, made out in detail under separate heads" as required by 19 O.S. 1991 Section 345; that said preparation was had at an official session of said Board, begun on the first Monday in July, 2022 pursuant to the provisions of 68 O.S. 1991 Section 3002.
2. And we further certify that the estimates of the several amounts necessary for current expenses for the fiscal year beginning July 1, 2022 and ending June 30, 2023 as shown under "Schedule 8" were prepared and filed with the Board of County Commissioners as of the first Monday in July 2022, that the same have been correctly entered, and that all estimates made are entered as certified by Department Heads for the respective purposes herein set out. We further certify that the sums requested for salaries of county officers and the deputies are calculated and based upon authority of salary statutes currently effective and applicable in this county.
3. We further certify that the estimated income from sources other than ad valorem tax, shown on "Schedule 4", may reasonably be expected to be collected as a revenue during the ensuing fiscal year, and is not in excess of the 90% of the amounts collected for the same sources during the fiscal year ending June 30, 2022.

Dated at the office of the County Clerk, at Miami, Oklahoma,  
this \_\_\_\_ day of \_\_\_\_\_, 2022.


  
Chairman

  
Commissioner

\_\_\_\_\_  
Treasurer

\_\_\_\_\_  
Court Clerk

\_\_\_\_\_  
County Clerk

  
Commissioner

\_\_\_\_\_  
Assessor

\_\_\_\_\_  
Sheriff

Filed this \_\_\_\_ day of \_\_\_\_\_, 2022

Secretary and Clerk of Excise Board, Ottawa County, Oklahoma.

## Independent Accountant's Compilation Report

Honorable Board of County Commissioners

Ottawa County, Oklahoma

Management is responsible for the accompanying 2021-2022 prescribed financial statements as of and for the fiscal year ended June 30, 2022, and the 2022-2023 Estimate of Needs (SA&I form 2631R97) and the Publication Sheet (SA&I form 2631R97) for Ottawa County, included in accompanying prescribed form. We have performed a compilation engagement in accordance with Statements on Standards for Accounting and Review Services promulgated by the Accounting and Review Services Committee of the AICPA. We did not audit or review the prescribed financial statements, estimate of needs and publication sheet nor were we required to perform any procedures to verify the accuracy or completeness of the information provided by management. Accordingly, we do not express an opinion, a conclusion, nor provide any form of assurance on these prescribed financial statements.

The prescribed financial statements, estimate of needs and publication sheets forms are presented in accordance with the requirements prescribed by the Office of the Oklahoma State Auditor and Inspector per 68 OS § 3003.B as defined by 68 OS § 3004-3011 and are not intended to be a complete presentation of the County's assets and liabilities.

This report is intended solely for the information and use of management of Ottawa County, Oklahoma, the Excise Board of Ottawa County Oklahoma and for filing with the State Auditor and Inspector and is not intended to be and should not be used by anyone other than these specific parties.

*TURNER & Associates, PLC*

---

TURNER & ASSOCIATES, PLC



AFFIDAVIT OF PUBLICATION

STATE OF OKLAHOMA, COUNTY OF OTTAWA

Personally appeared before me, the undersigned Notary Public,

Robyn Mitchell County Clerk of the County and State aforesaid, who being first duly sworn according to law, deposes and says: That he/she complied with the law by having the financial statement for the fiscal year ending June 30, 2022, and the estimated needs and the estimated income from sources other than ad valorem taxes, for the fiscal year beginning July 1, 2022 and ending June 30, 2023 published in one issue of the Miami News Record a legally-qualified newspaper published - of general circulation, in said county (strike inapplicable phrase) a copy of which together with proof of publication is herewith attached marked Exhibit "Z" and made a part of hereof.

Robyn Mitchell  
County Clerk

Subscribed and sworn to before me this 14<sup>th</sup> day of November, 2022.

Natasha L Brunner  
Notary Public

22002227  
My Commission Expires



PUBLICATION SHEET - OTTAWA COUNTY, OKLAHOMA  
FINANCIAL STATEMENT OF THE VARIOUS FUNDS FOR THE FISCAL YEAR ENDING JUNE 30, 2022, AND ESTIMATE OF NEEDS  
FOR THE FISCAL YEAR ENDING JUNE 30, 2023, OF THE GOVERNING BOARD OF  
OTTAWA COUNTY, OKLAHOMA

Exhibit "Z"

Page 75

STATEMENT OF FINANCIAL CONDITION AS OF JUNE 30, 2022	General Fund	Health Fund	Sinking Fund
<b>ASSETS:</b>			
Cash Balance June 30, 2022	\$ 2,714,465.59	\$ 456,290.58	\$ -
Investments	\$ -	\$ -	\$ -
<b>TOTAL ASSETS</b>	\$ 2,714,465.59	\$ 456,290.58	\$ -
<b>LIABILITIES AND RESERVES:</b>			
Warrants Outstanding	\$ 137,827.77	\$ 3,678.50	\$ -
Reserves for Interest on Warrants	\$ -	\$ -	\$ -
Reserves from Schedule 8	\$ 1,028,889.05	\$ 90,564.34	\$ -
<b>TOTAL LIABILITIES AND RESERVES</b>	\$ 1,166,716.82	\$ 94,242.84	\$ -
<b>CASH FUND BALANCE (Deficit) JUNE 30, 2022</b>	\$ 1,547,748.77	\$ 362,047.74	\$ -
<b>ESTIMATE OF NEEDS FOR FISCAL YEAR ENDING JUNE 30, 2023</b>			
Grand Total Current Expense Needs	\$ 6,256,728.55	\$ 639,474.97	\$ -
Reserves for Interest on Warrants & Revaluation	\$ -	\$ -	\$ -
<b>Total Required</b>	\$ 6,256,728.55	\$ 639,474.97	\$ -
<b>FINANCED:</b>			
Cash Fund Balance	\$ 1,547,748.77	\$ 362,047.74	\$ -
Revenues Approved by Excise Board	\$ 2,864,268.89	\$ -	\$ -
<b>Total Deductions</b>	\$ 4,412,017.66	\$ 362,047.74	\$ -
<b>Balance to Raise from Ad Valorem Tax</b>	\$ 1,844,710.89	\$ 277,427.23	\$ -

**CERTIFICATE - GOVERNING BOARD**

**STATE OF OKLAHOMA, COUNTY OF OTTAWA, ss:**

We, the undersigned duly elected, qualified Governing Officers of Ottawa County, Oklahoma, do hereby certify that at a meeting of the Governing Body of the said County, begun at the time provided by law for Counties and pursuant to the provisions of 68 O.S. 1991 Sec. 3002, the foregoing statement was prepared and is true and correct condition of the Financial Affairs of said County as reflected by the record of the County Clerk and Treasurer. We further certify that the foregoing estimate for current expenses for the fiscal year beginning July 1, 2022, and ending June 30, 2023, as shown are reasonably necessary for the proper conduct of the affairs of the said County, that the Estimate Income to be derived from sources other than ad valorem taxation does not exceed the lawfully authorized ratio of the revenue derived from the same sources during the preceeding fiscal year.



Russell Clark  
Chairman of Board

Robyn Mitchell  
County Clerk

Seal


[Signature]  
Commissioner

Subscribed and sworn as before me this

14 day of November, 2022.

Larry McElhany  
Commissioner

Natasha L Brunner  
Notary Public





COUNTY GENERAL COVERING THE PERIOD 7/1/2021 TO 6/30/2022  
ESTIMATE OF NEEDS FOR 2022-2023

Page 1

EXHIBIT A

Schedule 1, Current Balance Sheet - June 30, 2022	
	Amount
<b>ASSETS:</b>	
Cash Balance June 30, 2022	\$ 2,714,465.59
Investments	\$ -
<b>TOTAL ASSETS</b>	<b>\$ 2,714,465.59</b>
<b>LIABILITIES AND RESERVES:</b>	
Warrants Outstanding	\$ 137,827.77
Reserve for Interest on Warrants	\$ -
Reserves From Schedule 8	\$ 1,028,889.05
<b>TOTAL LIABILITIES AND RESERVES</b>	<b>\$ 1,166,716.82</b>
<b>CASH FUND BALANCE JUNE 30, 2022</b>	<b>\$ 1,547,748.77</b>
<b>TOTAL LIABILITIES, RESERVES AND CASH FUND BALANCE</b>	<b>\$ 2,714,465.59</b>

Schedule 2, Revenue and Requirements for 2021-2022		
	Detail	Total
<b>REVENUE:</b>		
Adjusted Cash Balance June 30, 2021	\$ 2,535,169.05	
Cash Fund Balance Transferred From Prior Years	\$ 60,897.04	
All Ad Valorem Tax Apportioned	\$ 1,901,746.04	
Miscellaneous Revenue Apportioned	\$ 3,147,461.29	
<b>TOTAL REVENUE</b>		<b>\$ 7,645,273.42</b>
<b>REQUIREMENTS:</b>		
Claims Paid by Warrants Issued	\$ 5,068,635.60	
Reserves From Schedule 8	\$ 1,028,889.05	
Interest Paid on Warrants	\$ -	
Reserve for Interest on Warrants	\$ -	
<b>TOTAL REQUIREMENTS</b>		<b>\$ 6,097,524.65</b>
<b>ADD: CASH FUND BALANCE AS PER BALANCE SHEET JUNE 30, 2022</b>		<b>\$ 1,547,748.77</b>
<b>TOTAL REQUIREMENTS AND CASH FUND BALANCE</b>		<b>\$ 7,645,273.42</b>

Schedule 3, Cash Fund Balance Analysis - June 30, 2022	Unrestricted	Restricted Sales Tax	Amount
ADDITIONS:			
Miscellaneous Revenue Collected in Excess with Transfer Adjustments	\$ 248,003.36	\$ 262,750.22	\$ 510,753.58
Warrants Estopped, Cancelled or Converted	\$ 2,045.45	\$ -	\$ 2,045.45
Fiscal Year 2021-2022 Lapsed Appropriations	\$ 648,806.04	\$ 157,696.92	\$ 806,502.96
Fiscal Year 2020-2021 Lapsed Appropriations	\$ 8,897.07	\$ 49,954.52	\$ 58,851.59
Ad Valorem Tax Collections in Excess of Estimate	\$ 169,595.19		\$ 169,595.19
TOTAL ADDITIONS	\$ 1,077,347.11	\$ 470,401.66	\$ 1,547,748.77
DEDUCTIONS:			
Supplemental Appropriations	\$ (0.00)	\$ -	\$ (0.00)
Current Tax in Process of Collection	\$ -		\$ -
TOTAL DEDUCTIONS	\$ (0.00)	\$ -	\$ (0.00)
Cash Fund Balance as per Balance Sheet June 30, 2022	\$ 1,077,347.11	\$ 470,401.66	\$ 1,547,748.77

COUNTY GENERAL COVERING THE PERIOD 7/1/2021 TO 6/30/2022  
ESTIMATE OF NEEDS FOR 2022-2023

## EXHIBIT A

Schedule 4: Revenue	2020-2021 Account	2021-2022 Account		
SOURCE	Actually Collected	Amount Estimated	Actually Collected	Over (Under)
<b>Ad Valorem Taxes</b>				
9001 Current Tax	\$ 1,787,358.74	\$ 1,732,150.85	\$ 1,836,811.11	\$ 104,660.26
9002 Prior Year	\$ 43,371.93	\$ -	\$ 33,236.78	\$ 33,236.78
9003 Back Year	\$ 31,485.21		\$ 31,698.15	\$ 31,698.15
<b>Ad Valorem Tax Total</b>	<b>\$ 1,862,215.88</b>	<b>\$ 1,732,150.85</b>	<b>\$ 1,901,746.04</b>	<b>\$ 169,595.19</b>
<b>9000, Interest, Mortgage Tax</b>				
9007 Interest Certificates of Deposits	\$ 68.64	\$ 61.78	\$ -	\$ (61.78)
9008 Interest Income Funds	\$ 13,742.69	\$ 12,368.42	\$ 9,974.00	\$ (2,394.42)
<b>Total for Interest, Mortgage Tax</b>	<b>\$ 13,811.33</b>	<b>\$ 12,430.20</b>	<b>\$ 9,974.00</b>	<b>\$ (2,456.20)</b>
<b>9100, Local Revenues</b>				
9104 Motor Vehicle Auto Stamps	\$ 6,254.63	\$ 5,629.17	\$ 3,855.34	\$ (1,773.83)
9105 Discharge Bond of Mechanic Lien	\$ 5.00	\$ -	\$ -	\$ -
9106 County Clerk Fees	\$ 136,588.59	\$ 122,929.73	\$ 142,624.94	\$ 19,695.21
9107 Court Clerk Fees	\$ 10,012.19	\$ 9,010.97	\$ 10,126.19	\$ 1,115.22
9113 Flood Plain	\$ 100.00	\$ -	\$ 200.00	\$ 200.00
9120 5-yr Manufacturing Exemption Reimbursement	\$ 16,882.03	\$ 15,193.83	\$ -	\$ (15,193.83)
9123 Rebates	\$ 6,472.60	\$ -	\$ -	\$ -
9127 Treasurer Fees	\$ 255.00	\$ -	\$ 3,125.00	\$ 3,125.00
9129 Visual Inspection	\$ 179,787.89	\$ 218,560.78	\$ 218,692.77	\$ 131.99
<b>Total for Local Revenues</b>	<b>\$ 356,357.93</b>	<b>\$ 371,324.48</b>	<b>\$ 378,624.24</b>	<b>\$ 7,299.76</b>
<b>9200, State Revenues</b>				
9203 Election Board Secretary Reimbursements	\$ 34,111.77	\$ 40,313.91	\$ 44,282.87	\$ 3,968.96
9204 Grants - State	\$ -	\$ -	\$ 11,906.07	\$ 11,906.07
9219 OTC - Tobacco	\$ 36,891.79	\$ 33,202.61	\$ 34,443.49	\$ 1,240.88
9220 OTC - Use Tax	\$ 661,112.50	\$ 595,001.25	\$ 804,097.49	\$ 209,096.24
9221 Payment In lieu of Taxes	\$ 1,299.94	\$ 1,169.95	\$ 1,284.84	\$ 114.89
9224 State Land Reimbursement	\$ 17.61	\$ 15.85	\$ 18.08	\$ 2.23
9225 Election Reimbursements	\$ 1,177.82	\$ -	\$ 621.50	\$ 621.50
9235 OTC-Motor Vehicle COCG	\$ 50,631.69	\$ 45,568.52	\$ 50,567.13	\$ 4,998.61
<b>Total for State Revenues</b>	<b>\$ 785,243.12</b>	<b>\$ 715,272.09</b>	<b>\$ 947,221.47</b>	<b>\$ 231,949.38</b>
<b>9300, Federal Revenues</b>				
9301 Bureau of Land Management	\$ 214.00	\$ 192.60	\$ -	\$ (192.60)
9314 US Department of Interior	\$ -	\$ -	\$ 212.00	\$ 212.00
9317 CARES Act	\$ 4,137.01	\$ -	\$ -	\$ -
<b>Total for Federal Revenues</b>	<b>\$ 4,351.01</b>	<b>\$ 192.60</b>	<b>\$ 212.00</b>	<b>\$ 19.40</b>
<b>9400, Miscellaneous Revenues</b>				
9406 Recoveries	\$ 5,252.28	\$ -	\$ 1,389.44	\$ 1,389.44
9407 Reimbursements of Expenditures	\$ 198,016.28	\$ 211,161.00	\$ 184,636.27	\$ (26,524.73)
9409 Resale Distribution	\$ -	\$ -	\$ 33,333.34	\$ 33,333.34
9411 Sale of County Owned Assets	\$ -	\$ -	\$ 500.00	\$ 500.00
9415 Miscellaneous	\$ 25.41	\$ -	\$ -	\$ -
<b>Total for Miscellaneous Revenues</b>	<b>\$ 203,293.97</b>	<b>\$ 211,161.00</b>	<b>\$ 219,859.05</b>	<b>\$ 8,698.05</b>
<b>TOTAL REVENUES FOR THE COUNTY GENERAL FUND</b>				
Total Unrestricted Revenue	\$ 1,363,057.36	\$ 1,310,380.37	\$ 1,555,890.76	\$ 245,510.39
9216 OTC - Sales Tax	\$ 1,476,467.01	\$ 1,328,820.31	\$ 1,591,570.53	\$ 262,750.22
Restricted - Sales Tax Interest	\$ -	\$ -	\$ -	\$ -
<b>Total Miscellaneous County General</b>	<b>\$ 2,839,524.37</b>	<b>\$ 2,639,200.68</b>	<b>\$ 3,147,461.29</b>	<b>\$ 508,260.61</b>
Ad Valorem Tax	\$ 1,862,215.88	\$ 1,732,150.85	\$ 1,901,746.04	\$ 169,595.19
<b>Grand Total of All Revenues</b>	<b>\$ 4,701,740.25</b>	<b>\$ 4,371,351.53</b>	<b>\$ 5,049,207.33</b>	<b>\$ 677,855.80</b>



COUNTY GENERAL COVERING THE PERIOD 7/1/2021 TO 6/30/2022  
ESTIMATE OF NEEDS FOR 2022-2023

Page 3

EXHIBIT A

Schedule 4: Revenue		2022-2023 Account	
SOURCE	Basis & Limit of Ensuing Estimate	Estimated by Governing Board	Approved by Excise Board
<b>Ad Valorem Taxes</b>			
9001 Current Tax	100.43%	\$ 1,844,710.89	\$ 1,844,710.89
9002 Prior Year			
9003 Back Year			
<b>Ad Valorem Tax Total</b>		<b>\$ 1,844,710.89</b>	<b>\$ 1,844,710.89</b>
<b>9000, Interest, Mortgage Tax</b>			
9007 Interest Certificates of Deposits	90.00%	\$ -	
9008 Interest Income Funds	90.00%	\$ 8,976.60	\$ 8,976.60
<b>Total for Interest, Mortgage Tax</b>		<b>\$ 8,976.60</b>	<b>\$ 8,976.60</b>
<b>9100, Local Revenues</b>			
9104 Motor Vehicle Auto Stamps	90.00%	\$ 3,469.81	\$ 3,469.81
9105 Discharge Bond of Mechanic Lien	90.00%	\$ -	
9106 County Clerk Fees	90.00%	\$ 128,362.45	\$ 128,362.45
9107 Court Clerk Fees	90.00%	\$ 9,113.57	\$ 9,113.57
9113 Flood Plain	90.00%	\$ 180.00	\$ 180.00
9120 5-yr Manufacturing Exemption Reimbursement	0.00%	\$ -	\$ -
9123 Rebates	0.00%	\$ -	\$ -
9127 Treasurer Fees	90.00%	\$ 2,812.50	\$ 2,812.50
9129 Visual Inspection	101.83%	\$ 222,683.92	\$ 222,683.92
<b>Total for Local Revenues</b>		<b>\$ 366,622.25</b>	<b>\$ 366,622.25</b>
<b>9200, State Revenues</b>			
9203 Election Board Secretary Reimbursements	97.48%	\$ 43,166.28	\$ 43,166.28
9204 Grants - State	0.00%	\$ -	\$ -
9219 OTC - Tobacco	90.00%	\$ 30,999.14	\$ 30,999.14
9220 OTC - Use Tax	90.00%	\$ 723,687.74	\$ 723,687.74
9221 Payment In lieu of Taxes	90.00%	\$ 1,156.36	\$ 1,156.36
9224 State Land Reimbursement	89.99%	\$ 16.27	\$ 16.27
9225 Election Reimbursements	90.00%	\$ 559.35	\$ 559.35
9235 OTC-Motor Vehicle COCG	90.00%	\$ 45,510.42	\$ 45,510.42
<b>Total for State Revenues</b>		<b>\$ 845,095.56</b>	<b>\$ 845,095.56</b>
<b>9300, Federal Revenues</b>			
9301 Bureau of Land Management	90.00%	\$ -	
9314 US Department of Interior	0.00%	\$ -	\$ -
9317 CARES Act	90.00%	\$ -	
<b>Total for Federal Revenues</b>		<b>\$ -</b>	<b>\$ -</b>
<b>9400, Miscellaneous Revenues</b>			
9406 Recoveries	0.00%	\$ -	\$ -
9407 Reimbursements of Expenditures	114.37%	\$ 211,161.00	\$ 211,161.00
9409 Resale Distribution	0.00%	\$ -	\$ -
9411 Sale of County Owned Assets	0.00%	\$ -	\$ -
9415 Miscellaneous	90.00%	\$ -	
<b>Total for Miscellaneous Revenues</b>		<b>\$ 211,161.00</b>	<b>\$ 211,161.00</b>
<b>TOTAL REVENUES FOR THE COUNTY GENERAL FUND</b>			
Total Unrestricted Revenue	92.03%	\$ 1,431,855.41	\$ 1,431,855.41
9216 OTC - Sales Tax	90.00%	\$ 1,432,413.48	\$ 1,432,413.48
Restricted - Sales Tax Interest	90.00%	\$ -	
<b>Total Miscellaneous County General</b>		<b>\$ 2,864,268.89</b>	<b>\$ 2,864,268.89</b>
Ad Valorem Tax		\$ 1,844,710.89	\$ 1,844,710.89
<b>Grand Total of All Revenues</b>		<b>\$ 4,708,979.78</b>	<b>\$ 4,708,979.78</b>
Surplus Cash from Schedule 3		\$ 1,547,748.77	\$ 1,547,748.77
<b>Total Budget for General Fund</b>		<b>\$ 6,256,728.55</b>	<b>\$ 6,256,728.55</b>

This page intentionally left blank



COUNTY GENERAL COVERING THE PERIOD 7/1/2021 TO 6/30/2022  
ESTIMATE OF NEEDS FOR 2022-2023

Page 5

EXHIBIT A

Schedule 5: County General Fund Balance Sheet of Current and All Prior Years		
CURRENT AND ALL PRIOR YEARS	2021-22	PRE-2021
Cash Balance Reported to Excise Board June 30, 2021	\$ -	\$ 2,829,774.24
Opening Balance from Prior Year	\$ 2,532,676.08	\$ 2,532,676.08
Cash Fund Balance Transferred Out	\$ -	\$ -
Cash Fund Balance Transferred In	\$ 2,492.97	\$ -
Adjusted Cash Balance	\$ 2,535,169.05	\$ 297,098.16
Ad Valorem Tax Apportioned	\$ 1,901,746.04	\$ -
Miscellaneous Revenue (Schedule 4)	\$ 3,147,461.29	\$ -
Cash Fund Balance Forward From Preceding Year	\$ 60,897.04	\$ -
Prior Expenditures Recovered	\$ -	\$ -
TOTAL RECEIPTS	\$ 5,110,104.37	\$ -
TOTAL RECEIPTS AND BALANCE	\$ 7,645,273.42	\$ 297,098.16
Warrants of Year in Caption	\$ 4,930,807.83	\$ 236,136.48
Interest Paid Thereon	\$ -	\$ -
TOTAL DISBURSEMENTS	\$ 4,930,807.83	\$ 236,136.48
CASH BALANCE AND INVESTMENTS JUNE 30, 2022	\$ 2,714,465.59	\$ 60,961.68
Reserve for Warrants Outstanding	\$ 137,827.77	\$ 64.64
Reserve for Interest on Warrants	\$ -	\$ -
Reserves From Schedule 8	\$ 1,028,889.05	\$ -
TOTAL LIABILITIES AND RESERVE	\$ 1,166,716.82	\$ 64.64
DEFICIT:	\$ -	\$ -
CASH BALANCE FORWARD TO NEXT YEAR	\$ 1,547,748.77	\$ 60,897.04

Schedule 6: County General Fund Warrant Account of Current and All Prior Years			
CURRENT AND ALL PRIOR YEARS	2021-22	PRE-2021	Total
Warrants Outstanding June 30 of Year in Caption	\$ -	\$ 96,168.05	\$ 96,168.05
Warrants Registered During Year	\$ 5,068,635.60	\$ 142,078.52	\$ 5,210,714.12
TOTAL	\$ 5,068,635.60	\$ 238,246.57	\$ 5,306,882.17
Warrants Paid During Year	\$ 4,930,807.83	\$ 236,136.48	\$ 5,166,944.31
Warrants Converted to Bonds or Judgements	\$ -	\$ -	\$ -
Warrants Cancelled	\$ -	\$ -	\$ -
Warrants Estopped by Statute	\$ -	\$ 2,045.45	\$ 2,045.45
TOTAL WARRANTS RETIRED	\$ 4,930,807.83	\$ 238,181.93	\$ 5,168,989.76
TOTAL WARRANTS OUTSTANDING JUNE 30, 2022	\$ 137,827.77	\$ 64.64	\$ 137,892.41

Schedule 7: 2021 Ad Valorem Tax Account		
2021 Net Valuation Cert. To County Excise Board	\$ 186,070,893.00	10.240 Mills
Total Proceeds of Levy as Certified		
Additions:		
Deductions:		
Gross Balance Tax		
Less Reserve for Delinquent Tax		
Reserve for Protest Pending		
Balance Available Tax		
Deduct 2021 Tax Apportioned		
Net Balance 2021 Tax in Process of Collection		
Excess Collections		

Schedule 9: County General Fund Summary of Expenses				
Total for Expenses	Net Appropriations July 1, 2022	Warrants Issued	Reserves	Approved by County Excise Board
1100 Total Salaries	\$ 3,772,602.47	\$ 3,486,280.96	\$ 2,795.13	\$ 3,985,767.34
1200 Fringe Benefits	\$ -	\$ -	\$ -	\$ -
1300 Travel Related	\$ 50,882.71	\$ 40,699.87	\$ 5,767.57	\$ 56,727.80
2000 Total Maintenance & Operations	\$ 1,759,000.20	\$ 1,356,333.82	\$ 130,843.65	\$ 1,415,539.83
4100 Total Machinery & Equipment, Capital Outlay	\$ 1,082,530.09	\$ 185,320.95	\$ 889,482.70	\$ 21,461.72

COUNTY GENERAL COVERING THE PERIOD 7/1/2021 TO 6/30/2022  
ESTIMATE OF NEEDS FOR 2022-2023

## EXHIBIT A

Schedule 8: Report Of Prior Year's Expenditures				
DEPARTMENTS OF GOVERNMENT APPROPRIATED ACCOUNTS	FISCAL YEAR ENDING JUNE 30, 2021			FY ENDING JUNE, 30 2022
	Reserves 6-30-2021	Warrants Since Issued	Balance Lapsed Appropriations	Original Appropriations
<b>Dept: 0100, District Attorney</b>				
1110 Full time salaries	\$ -	\$ -	\$ -	\$ 40,000.00
2005 Maintenance & Operation	\$ 319.02	\$ -	\$ 319.02	\$ 5,500.00
<b>Total for District Attorney</b>	<b>\$ 319.02</b>	<b>\$ -</b>	<b>\$ 319.02</b>	<b>\$ 45,500.00</b>
<b>Dept: 0400, Sheriff</b>				
1110 Full time salaries	\$ -	\$ -	\$ -	\$ -
2005 Maintenance & Operation	\$ -	\$ -	\$ -	\$ 200,000.00
2020 Professional Services	\$ -	\$ -	\$ -	\$ -
4110 Capital Outlay	\$ -	\$ -	\$ -	\$ -
4130 Lease/Rentals	\$ -	\$ -	\$ -	\$ -
<b>Total for Sheriff</b>	<b>\$ -</b>	<b>\$ -</b>	<b>\$ -</b>	<b>\$ 200,000.00</b>
<b>Dept: 0600, Treasurer</b>				
1110 Full time salaries	\$ -	\$ -	\$ -	\$ 174,114.14
1310 Travel	\$ -	\$ -	\$ -	\$ 6,459.00
2005 Maintenance & Operation	\$ -	\$ -	\$ -	\$ -
<b>Total for Treasurer</b>	<b>\$ -</b>	<b>\$ -</b>	<b>\$ -</b>	<b>\$ 180,573.14</b>
<b>Dept: 0800, Commissioners</b>				
1110 Full time salaries	\$ -	\$ -	\$ -	\$ 226,460.67
1310 Travel	\$ -	\$ -	\$ -	\$ 2,000.00
2005 Maintenance & Operation	\$ -	\$ -	\$ -	\$ 35,406.55
<b>Total for Commissioners</b>	<b>\$ -</b>	<b>\$ -</b>	<b>\$ -</b>	<b>\$ 263,867.22</b>
<b>Dept: 0900, OSU Extension</b>				
1110 Full time salaries	\$ -	\$ -	\$ -	\$ 128,000.00
1310 Travel	\$ -	\$ -	\$ -	\$ 15,000.00
2005 Maintenance & Operation	\$ 6,576.73	\$ 6,197.71	\$ 379.02	\$ 13,000.00
4130 Lease/Rentals	\$ -	\$ -	\$ -	\$ 2,646.00
<b>Total for OSU Extension</b>	<b>\$ 6,576.73</b>	<b>\$ 6,197.71</b>	<b>\$ 379.02</b>	<b>\$ 158,646.00</b>
<b>Dept: 1000, County Clerk</b>				
1110 Full time salaries	\$ -	\$ -	\$ -	\$ 320,263.90
1310 Travel	\$ -	\$ -	\$ -	\$ 6,459.00
2005 Maintenance & Operation	\$ 5,130.00	\$ 349.44	\$ 4,780.56	\$ 36,453.15
4130 Lease/Rentals	\$ -	\$ -	\$ -	\$ 564.00
<b>Total for County Clerk</b>	<b>\$ 5,130.00</b>	<b>\$ 349.44</b>	<b>\$ 4,780.56</b>	<b>\$ 363,740.05</b>
<b>Dept: 1400, Court Clerk</b>				
1110 Full time salaries	\$ -	\$ -	\$ -	\$ 500,437.21
1130 Part Time salaries	\$ -	\$ -	\$ -	\$ 968.88
1310 Travel	\$ -	\$ -	\$ -	\$ 6,459.00
2005 Maintenance & Operation	\$ -	\$ -	\$ -	\$ 300.00
<b>Total for Court Clerk</b>	<b>\$ -</b>	<b>\$ -</b>	<b>\$ -</b>	<b>\$ 508,165.09</b>
<b>Dept: 1600, Assessor</b>				
1110 Full time salaries	\$ -	\$ -	\$ -	\$ 123,489.43
1130 Part Time salaries	\$ -	\$ -	\$ -	\$ -
1310 Travel	\$ -	\$ -	\$ -	\$ 7,750.80
2005 Maintenance & Operation	\$ -	\$ -	\$ -	\$ 2,280.00
<b>Total for Assessor</b>	<b>\$ -</b>	<b>\$ -</b>	<b>\$ -</b>	<b>\$ 133,520.23</b>

COUNTY GENERAL COVERING THE PERIOD 7/1/2021 TO 6/30/2022  
ESTIMATE OF NEEDS FOR 2022-2023

Page 7

EXHIBIT A

Schedule 8: Report Of Prior Year's Expenditures							
FISCAL YEAR ENDING JUNE 30, 2022						FISCAL YEAR 2022-2023	
Supplemental Adjustments	Net Amount of Appropriations	Warrants Issued	Reserves	Lapsed Balance Known to be Unencumbered	Needs as Estimated by Governing Board	Approved by County Excise Board	
Dept: 0100, District Attorney							
\$ -	\$ 40,000.00	\$ 40,000.00	\$ -	\$ -	\$ 40,000.00	\$ 40,000.00	
\$ -	\$ 5,500.00	\$ 3,788.70	\$ 1,711.30	\$ -	\$ 5,500.00	\$ 5,500.00	
\$ -	\$ 45,500.00	\$ 43,788.70	\$ 1,711.30	\$ -	\$ 45,500.00	\$ 45,500.00	
Dept: 0400, Sheriff							
\$ 485,286.42	\$ 485,286.42	\$ 484,049.00	\$ -	\$ 1,237.42	\$ 263,691.30	\$ 310,518.42	
\$ 197,761.54	\$ 397,761.54	\$ 365,344.38	\$ 24,581.12	\$ 7,836.04	\$ 480,575.33	\$ 480,575.33	
\$ 24,452.82	\$ 24,452.82	\$ 24,452.82	\$ -	\$ -	\$ -	\$ -	
\$ -	\$ -	\$ -	\$ -	\$ -	\$ -	\$ -	
\$ 59,751.04	\$ 59,751.04	\$ 57,312.85	\$ 526.00	\$ 1,912.19	\$ -	\$ -	
\$ 767,251.82	\$ 967,251.82	\$ 931,159.05	\$ 25,107.12	\$ 10,985.65	\$ 744,266.63	\$ 791,093.75	
Dept: 0600, Treasurer							
\$ -	\$ 174,114.14	\$ 174,114.14	\$ -	\$ -	\$ 174,635.09	\$ 180,829.89	
\$ -	\$ 6,459.00	\$ 6,459.00	\$ -	\$ -	\$ 10,459.00	\$ 10,459.00	
\$ -	\$ -	\$ -	\$ -	\$ -	\$ 2,000.00	\$ 2,000.00	
\$ -	\$ 180,573.14	\$ 180,573.14	\$ -	\$ -	\$ 187,094.09	\$ 193,288.89	
Dept: 0800, Commissioners							
\$ -	\$ 226,460.67	\$ 224,807.84	\$ -	\$ 1,652.83	\$ 226,460.67	\$ 226,460.67	
\$ -	\$ 2,000.00	\$ -	\$ -	\$ 2,000.00	\$ 2,000.00	\$ 2,000.00	
\$ -	\$ 35,406.55	\$ 3,432.07	\$ 8,839.91	\$ 23,134.57	\$ 10,406.55	\$ 10,406.55	
\$ -	\$ 263,867.22	\$ 228,239.91	\$ 8,839.91	\$ 26,787.40	\$ 238,867.22	\$ 238,867.22	
Dept: 0900, OSU Extension							
\$ -	\$ 128,000.00	\$ 54,213.42	\$ -	\$ 73,786.58	\$ 128,000.00	\$ 128,000.00	
\$ -	\$ 15,000.00	\$ 9,351.98	\$ 5,547.57	\$ 100.45	\$ 15,000.00	\$ 15,000.00	
\$ -	\$ 13,000.00	\$ 6,729.32	\$ 6,213.12	\$ 57.56	\$ 13,000.00	\$ 13,000.00	
\$ -	\$ 2,646.00	\$ 2,645.04	\$ -	\$ 0.96	\$ 2,646.00	\$ 2,646.00	
\$ -	\$ 158,646.00	\$ 72,939.76	\$ 11,760.69	\$ 73,945.55	\$ 158,646.00	\$ 158,646.00	
Dept: 1000, County Clerk							
\$ -	\$ 320,263.90	\$ 319,042.32	\$ -	\$ 1,221.58	\$ 320,263.90	\$ 337,533.39	
\$ -	\$ 6,459.00	\$ 6,459.00	\$ -	\$ -	\$ 6,459.00	\$ 6,459.00	
\$ -	\$ 36,453.15	\$ 32,082.92	\$ 3,341.00	\$ 1,029.23	\$ 36,453.15	\$ 36,453.15	
\$ -	\$ 564.00	\$ 494.91	\$ -	\$ 69.09	\$ 659.88	\$ 659.88	
\$ -	\$ 363,740.05	\$ 358,079.15	\$ 3,341.00	\$ 2,319.90	\$ 363,835.93	\$ 381,105.42	
Dept: 1400, Court Clerk							
\$ -	\$ 500,437.21	\$ 469,249.02	\$ -	\$ 31,188.19	\$ 515,647.98	\$ 501,317.20	
\$ -	\$ 968.88	\$ -	\$ -	\$ 968.88	\$ -	\$ -	
\$ -	\$ 6,459.00	\$ 6,459.00	\$ -	\$ -	\$ 6,459.00	\$ 6,459.00	
\$ -	\$ 300.00	\$ -	\$ 298.98	\$ 1.02	\$ 300.00	\$ 300.00	
\$ -	\$ 508,165.09	\$ 475,708.02	\$ 298.98	\$ 32,158.09	\$ 522,406.98	\$ 508,076.20	
Dept: 1600, Assessor							
\$ -	\$ 123,489.43	\$ 122,267.31	\$ -	\$ 1,222.12	\$ 121,104.73	\$ 123,340.66	
\$ -	\$ -	\$ -	\$ -	\$ -	\$ -	\$ -	
\$ -	\$ 7,750.80	\$ 7,750.80	\$ -	\$ -	\$ 7,750.80	\$ 7,750.80	
\$ -	\$ 2,280.00	\$ 1,884.19	\$ 75.00	\$ 320.81	\$ 1,300.00	\$ 1,300.00	
\$ -	\$ 133,520.23	\$ 131,902.30	\$ 75.00	\$ 1,542.93	\$ 130,155.53	\$ 132,391.46	



COUNTY GENERAL COVERING THE PERIOD 7/1/2021 TO 6/30/2022  
ESTIMATE OF NEEDS FOR 2022-2023

## EXHIBIT A

Schedule 8: Report Of Prior Year's Expenditures				
DEPARTMENTS OF GOVERNMENT APPROPRIATED ACCOUNTS	FISCAL YEAR ENDING JUNE 30, 2021			FY ENDING JUNE, 30 2022
	Reserves 6-30-2021	Warrants Since Issued	Balance Lapsed Appropriations	Original Appropriations
<b>Dept: 1700, Visual Inspection</b>				
1110 Full time salaries	\$ -	\$ -	\$ -	\$ 150,291.16
1310 Travel	\$ -	\$ -	\$ -	\$ 5,000.00
2005 Maintenance & Operation	\$ 10,182.53	\$ 9,373.39	\$ 809.14	\$ 7,500.00
2020 Professional Services	\$ -	\$ -	\$ -	\$ -
4110 Capital Outlay	\$ -	\$ -	\$ -	\$ 84,000.00
4130 Lease/Rentals	\$ -	\$ -	\$ -	\$ 1,350.00
<b>Total for Visual Inspection</b>	<b>\$ 10,182.53</b>	<b>\$ 9,373.39</b>	<b>\$ 809.14</b>	<b>\$ 248,141.16</b>
<b>Dept: 2000, General Government</b>				
1110 Full time salaries	\$ -	\$ -	\$ -	\$ 36,321.32
1130 Part Time salaries	\$ -	\$ -	\$ -	\$ 31,285.80
2005 Maintenance & Operation	\$ 4,715.00	\$ 2,643.25	\$ 2,071.75	\$ 400,000.00
2999 Contingencies	\$ -	\$ -	\$ -	\$ 528,601.72
4110 Capital Outlay	\$ 6,472.60	\$ 6,472.60	\$ -	\$ 1,618,223.53
<b>Total for General Government</b>	<b>\$ 11,187.60</b>	<b>\$ 9,115.85</b>	<b>\$ 2,071.75</b>	<b>\$ 2,614,432.37</b>
<b>Dept: 2100, Excise Equalization</b>				
1110 Full time salaries	\$ -	\$ -	\$ -	\$ 3,875.40
<b>Total for Excise Equalization</b>	<b>\$ -</b>	<b>\$ -</b>	<b>\$ -</b>	<b>\$ 3,875.40</b>
<b>Dept: 2200, Election Board</b>				
1110 Full time salaries	\$ -	\$ -	\$ -	\$ 152,310.62
1130 Part Time salaries	\$ -	\$ -	\$ -	\$ 2,000.00
1310 Travel	\$ -	\$ -	\$ -	\$ 600.00
2005 Maintenance & Operation	\$ -	\$ -	\$ -	\$ 17,500.00
4110 Capital Outlay	\$ -	\$ -	\$ -	\$ 1,000.00
4130 Lease/Rentals	\$ -	\$ -	\$ -	\$ 1,100.00
<b>Total for Election Board</b>	<b>\$ -</b>	<b>\$ -</b>	<b>\$ -</b>	<b>\$ 174,510.62</b>
<b>Dept: 2500, Information Technology</b>				
2005 Maintenance & Operation	\$ 50.00	\$ -	\$ 50.00	\$ 25,000.00
<b>Total for Information Technology</b>	<b>\$ 50.00</b>	<b>\$ -</b>	<b>\$ 50.00</b>	<b>\$ 25,000.00</b>
<b>Dept: 2700, Emergency Management</b>				
1110 Full time salaries	\$ -	\$ -	\$ -	\$ 63,810.79
1130 Part Time salaries	\$ -	\$ -	\$ -	\$ -
1310 Travel	\$ -	\$ -	\$ -	\$ 3,000.00
2005 Maintenance & Operation	\$ 992.34	\$ 504.76	\$ 487.58	\$ 14,000.00
4110 Capital Outlay	\$ -	\$ -	\$ -	\$ 4,000.00
<b>Total for Emergency Management</b>	<b>\$ 992.34</b>	<b>\$ 504.76</b>	<b>\$ 487.58</b>	<b>\$ 84,810.79</b>
<b>Dept: 3600, E-911</b>				
1110 Full time salaries	\$ -	\$ -	\$ -	\$ 150,000.00
<b>Total for E-911</b>	<b>\$ -</b>	<b>\$ -</b>	<b>\$ -</b>	<b>\$ 150,000.00</b>
<b>Dept: 4500, County Audit Budget</b>				
2020 Professional Services	\$ -	\$ -	\$ -	\$ 63,440.81
<b>Total for County Audit Budget</b>	<b>\$ -</b>	<b>\$ -</b>	<b>\$ -</b>	<b>\$ 63,440.81</b>
<b>Dept: 4600, County Cemetery</b>				
2005 Maintenance & Operation	\$ -	\$ -	\$ -	\$ 400.00
<b>Total for County Cemetery</b>	<b>\$ -</b>	<b>\$ -</b>	<b>\$ -</b>	<b>\$ 400.00</b>
<b>Dept: 4700, Free Fair Budget</b>				
2015 Premiums & Awards	\$ -	\$ -	\$ -	\$ 9,500.00
<b>Total for Free Fair Budget</b>	<b>\$ -</b>	<b>\$ -</b>	<b>\$ -</b>	<b>\$ 9,500.00</b>

COUNTY GENERAL COVERING THE PERIOD 7/1/2021 TO 6/30/2022  
ESTIMATE OF NEEDS FOR 2022-2023

Page 9

EXHIBIT A

Schedule 8: Report Of Prior Year's Expenditures							
FISCAL YEAR ENDING JUNE 30, 2022					FISCAL YEAR 2022-2023		
Supplemental Adjustments	Net Amount of Appropriations	Warrants Issued	Reserves	Lapsed Balance Known to be Unencumbered	Needs as Estimated by Governing Board	Approved by County Excise Board	
<b>Dept: 1700, Visual Inspection</b>							
\$ (17,075.25)	\$ 133,215.91	\$ 133,215.91	\$ -	\$ -	\$ 145,847.42	\$ 148,736.33	
\$ (1,845.09)	\$ 3,154.91	\$ 3,034.91	\$ 120.00	\$ -	\$ 5,000.00	\$ 5,000.00	
\$ 28,073.90	\$ 35,573.90	\$ 16,172.48	\$ 19,401.42	\$ -	\$ 7,000.00	\$ 7,000.00	
\$ 75,610.00	\$ 75,610.00	\$ 71,340.00	\$ 4,228.00	\$ 42.00	\$ 91,000.00	\$ 91,000.00	
\$ (84,000.00)	\$ -	\$ -	\$ -	\$ -	\$ -	\$ -	
\$ (763.56)	\$ 586.44	\$ 586.44	\$ -	\$ -	\$ 1,600.00	\$ 1,600.00	
\$ (0.00)	\$ 248,141.16	\$ 224,349.74	\$ 23,749.42	\$ 42.00	\$ 250,447.42	\$ 253,336.33	
<b>Dept: 2000, General Government</b>							
\$ 62,678.68	\$ 99,000.00	\$ 99,000.00	\$ -	\$ -	\$ 36,321.32	\$ 102,359.13	
\$ -	\$ 31,285.80	\$ 31,285.80	\$ -	\$ -	\$ 31,285.80	\$ 38,734.80	
\$ (4,000.00)	\$ 396,000.00	\$ 333,979.82	\$ 8,027.82	\$ 53,992.36	\$ 300,000.00	\$ 300,000.00	
\$ (289,589.58)	\$ 239,012.14	\$ -	\$ -	\$ 239,012.14	\$ 777,231.86	\$ 777,231.86	
\$ (605,340.92)	\$ 1,012,882.61	\$ 123,925.91	\$ 888,956.70	\$ -	\$ -	\$ -	
\$ (836,251.82)	\$ 1,778,180.55	\$ 588,191.53	\$ 896,984.52	\$ 293,004.50	\$ 1,144,838.98	\$ 1,218,325.79	
<b>Dept: 2100, Excise Equalization</b>							
\$ -	\$ 3,875.40	\$ 2,476.06	\$ -	\$ 1,399.34	\$ 1,937.70	\$ 1,937.70	
\$ -	\$ 3,875.40	\$ 2,476.06	\$ -	\$ 1,399.34	\$ 1,937.70	\$ 1,937.70	
<b>Dept: 2200, Election Board</b>							
\$ -	\$ 152,310.62	\$ 152,058.69	\$ -	\$ 251.93	\$ 153,209.84	\$ 159,334.17	
\$ -	\$ 2,000.00	\$ 1,088.54	\$ -	\$ 911.46	\$ 1,400.00	\$ 1,400.00	
\$ -	\$ 600.00	\$ 498.28	\$ 100.00	\$ 1.72	\$ 600.00	\$ 600.00	
\$ -	\$ 17,500.00	\$ 10,149.58	\$ 1,520.00	\$ 5,830.42	\$ 17,000.00	\$ 17,000.00	
\$ -	\$ 1,000.00	\$ -	\$ -	\$ 1,000.00	\$ 2,100.00	\$ 2,100.00	
\$ -	\$ 1,100.00	\$ 355.80	\$ -	\$ 744.20	\$ 1,025.00	\$ 1,025.00	
\$ -	\$ 174,510.62	\$ 164,150.89	\$ 1,620.00	\$ 8,739.73	\$ 175,334.84	\$ 181,459.17	
<b>Dept: 2500, Information Technology</b>							
\$ -	\$ 25,000.00	\$ 18,898.75	\$ 4,415.00	\$ 1,686.25	\$ 50,000.00	\$ 25,000.00	
\$ -	\$ 25,000.00	\$ 18,898.75	\$ 4,415.00	\$ 1,686.25	\$ 50,000.00	\$ 25,000.00	
<b>Dept: 2700, Emergency Management</b>							
\$ 69,000.00	\$ 132,810.79	\$ 132,619.31	\$ -	\$ 191.48	\$ 132,251.15	\$ 138,783.35	
\$ -	\$ -	\$ -	\$ -	\$ -	\$ -	\$ -	
\$ -	\$ 3,000.00	\$ 686.90	\$ -	\$ 2,313.10	\$ 3,000.00	\$ 3,000.00	
\$ -	\$ 14,000.00	\$ 9,778.27	\$ 363.87	\$ 3,857.86	\$ 15,000.00	\$ 14,000.00	
\$ -	\$ 4,000.00	\$ -	\$ -	\$ 4,000.00	\$ 4,000.00	\$ 4,000.00	
\$ 69,000.00	\$ 153,810.79	\$ 143,084.48	\$ 363.87	\$ 10,362.44	\$ 154,251.15	\$ 159,783.35	
<b>Dept: 3600, E-911</b>							
\$ -	\$ 150,000.00	\$ -	\$ -	\$ 150,000.00	\$ -	\$ -	
\$ -	\$ 150,000.00	\$ -	\$ -	\$ 150,000.00	\$ -	\$ -	
<b>Dept: 4500, County Audit Budget</b>							
\$ -	\$ 63,440.81	\$ 28,054.91	\$ -	\$ 35,385.90	\$ 55,202.13	\$ 55,202.13	
\$ -	\$ 63,440.81	\$ 28,054.91	\$ -	\$ 35,385.90	\$ 55,202.13	\$ 55,202.13	
<b>Dept: 4600, County Cemetery</b>							
\$ -	\$ 400.00	\$ -	\$ -	\$ 400.00	\$ 400.00	\$ 400.00	
\$ -	\$ 400.00	\$ -	\$ -	\$ 400.00	\$ 400.00	\$ 400.00	
<b>Dept: 4700, Free Fair Budget</b>							
\$ -	\$ 9,500.00	\$ 9,317.00	\$ 136.64	\$ 46.36	\$ 9,500.00	\$ 9,500.00	
\$ -	\$ 9,500.00	\$ 9,317.00	\$ 136.64	\$ 46.36	\$ 9,500.00	\$ 9,500.00	

COUNTY GENERAL COVERING THE PERIOD 7/1/2021 TO 6/30/2022  
ESTIMATE OF NEEDS FOR 2022-2023

## EXHIBIT A

Schedule 8: Report Of Prior Year's Expenditures				
DEPARTMENTS OF GOVERNMENT APPROPRIATED ACCOUNTS	FISCAL YEAR ENDING JUNE 30, 2021			FY ENDING JUNE, 30 2022
	Reserves 6-30-2021	Warrants Since Issued	Balance Lapsed Appropriations	Original Appropriations
<b>COUNTY GENERAL FUND ACCOUNT</b>				
Sub-Total of Expenditures	\$ 34,438.22	\$ 25,541.15	\$ 8,897.07	\$ 5,228,122.88
<b>SUBJECT TO WARRANT ISSUE</b>				
Total Provision for Interest on Warrants	\$ -	\$ -	\$ -	\$ -
<b>TOTAL UNRESTRICTED EXPENSES FOR THE COUNTY GENERAL FUND</b>				
	\$ 34,438.22	\$ 25,541.15	\$ 8,897.07	\$ 5,228,122.88

Schedule 8A: Report Of Prior Year's Sales Tax						
DEPARTMENTS OF GOVERNMENT APPROPRIATED ACCOUNTS	FISCAL YEAR ENDING JUNE 30, 2021				FY ENDING JUNE, 30 2022	
	% of Total Sales Tax	Reserve	Warrants Since Issued	Lapsed Balance	Original Appropriation	Supplemental Adjustments
<b>Dept: 8004, Sheriff-ST</b>						
1110 Full time salaries	0.00%	\$ -	\$ -	\$ -	\$ 1,219,083.30	\$ (200,000.00)
1130 Part Time salaries	0.00%	\$ -	\$ -	\$ -	\$ 50,000.00	\$ -
2005 Maintenance & Operation	0.00%	\$ 143,589.83	\$ 93,798.24	\$ 49,791.59	\$ 200,000.00	\$ 66,821.43
2020 Professional Services	0.00%	\$ -	\$ -	\$ -	\$ 140,000.00	\$ 200,000.00
4110 Capital Outlay	0.00%	\$ 22,342.75	\$ 22,342.75	\$ -	\$ -	\$ -
4130 Lease/Rentals	0.00%	\$ 559.31	\$ 396.38	\$ 162.93	\$ 66,821.43	\$ (66,821.43)
<b>Total for Sheriff-ST</b>	<b>0.00%</b>	<b>\$ 166,491.89</b>	<b>\$ 116,537.37</b>	<b>\$ 49,954.52</b>	<b>\$ 1,675,904.73</b>	<b>\$ -</b>
<b>COUNTY GENERAL FUND SALES TAX ACCOUNT</b>						
Sub-Total of Expenditures	0.00%	\$ 166,491.89	\$ 116,537.37	\$ 49,954.52	\$ 1,675,904.73	\$ -



COUNTY GENERAL COVERING THE PERIOD 7/1/2021 TO 6/30/2022  
ESTIMATE OF NEEDS FOR 2022-2023

Page 11

EXHIBIT A

Schedule 8: Report Of Prior Year's Expenditures						
FISCAL YEAR ENDING JUNE 30, 2022					FISCAL YEAR 2022-2023	
Supplemental Adjustments	Net Amount of Appropriations	Warrants Issued	Reserves	Lapsed Balance Known to be Unencumbered	Needs as Estimated by Governing Board	Approved by County Excise Board
<b>COUNTY GENERAL FUND ACCOUNT</b>						
\$ (0.00)	\$ 5,228,122.88	\$ 3,600,913.39	\$ 978,403.45	\$ 648,806.04	\$ 4,232,684.60	\$ 4,353,913.41
<b>SUBJECT TO WARRANT ISSUE</b>						
\$ -	\$ -	\$ -	\$ -	\$ -	\$ -	\$ -
<b>TOTAL UNRESTRICTED EXPENSES FOR THE COUNTY GENERAL FUND</b>						
\$ (0.00)	\$ 5,228,122.88	\$ 3,600,913.39	\$ 978,403.45	\$ 648,806.04	\$ 4,232,684.60	\$ 4,353,913.41

Schedule 8A: Report Of Prior Year's Sales Tax							
FISCAL YEAR ENDING JUNE 30, 2022						FISCAL YEAR 2022-2023	
Net Appropriations	Warrants Issued	Reserves	Lapsed Balance	Excess/Shortfall Collections over Estimate Schedule 4	Sales tax Interest Schedule 4	Estimated ST from Schedule 4	Total Appropriations as Approved by Excise Board
<b>Dept: 8004, Sheriff-ST</b>							
\$ 1,019,083.30	\$ 1,005,293.64	\$ 2,795.13	\$ 10,994.53	\$ -	\$ -	\$ -	\$ 1,526,481.63
\$ 50,000.00	\$ 41,499.96	\$ -	\$ 8,500.04	\$ -	\$ -	\$ -	\$ 20,000.00
\$ 266,821.43	\$ 190,838.28	\$ 32,690.47	\$ 43,292.68	\$ -	\$ -	\$ -	\$ -
\$ 340,000.00	\$ 230,090.33	\$ 15,000.00	\$ 94,909.67	\$ -	\$ -	\$ -	\$ 346,902.67
\$ -	\$ -	\$ -	\$ -	\$ -	\$ -	\$ -	\$ -
\$ -	\$ -	\$ -	\$ -	\$ -	\$ -	\$ -	\$ 9,430.84
\$ 1,675,904.73	\$ 1,467,722.21	\$ 50,485.60	\$ 157,696.92	\$ -	\$ -	\$ -	\$ 1,902,815.14
<b>COUNTY GENERAL FUND SALES TAX ACCOUNT</b>							
\$ 1,675,904.73	\$ 1,467,722.21	\$ 50,485.60	\$ 157,696.92	\$ -	\$ -	\$ -	\$ 1,902,815.14

ESTIMATE OF NEEDS FOR THE 2022-2023 FISCAL YEAR		
PURPOSE:	Estimate of Needs by Governing Board	Approved by County Excise Board
Total of Unrestricted Expenses for the County General, Schedule 8	\$ 4,202,883.33	\$ 4,324,112.14
Total of Restricted Sales Tax Expenses for the County General, Schedule 8A	\$ -	\$ 1,902,815.14
Pro rata share of County Assessor's Budget as determined by County Excise Board	\$ 29,801.27	\$ 29,801.27
<b>GRAND TOTAL - County General Fund</b>	<b>\$ 4,232,684.60</b>	<b>\$ 6,256,728.55</b>

COUNTY HIGHWAY UNRESTRICTED COVERING THE PERIOD 7/1/2021 TO 6/30/2022  
ESTIMATE OF NEEDS FOR 2022-2023

Page 13

EXHIBIT D

Schedule 1, Current Balance Sheet - June 30, 2022	
	Amount
<b>ASSETS:</b>	
Cash Balance June 30, 2022	\$ 1,485,548.16
Investments	\$ -
<b>TOTAL ASSETS</b>	<b>\$ 1,485,548.16</b>
<b>LIABILITIES AND RESERVES:</b>	
Warrants Outstanding	\$ 38,526.39
Reserve for Interest on Warrants	\$ -
Reserves From Schedule 8	\$ 16,228.02
<b>TOTAL LIABILITIES AND RESERVES</b>	<b>\$ 54,754.41</b>
<b>CASH FUND BALANCE JUNE 30, 2022</b>	<b>\$ 1,430,793.75</b>
<b>TOTAL LIABILITIES, RESERVES AND CASH FUND BALANCE</b>	<b>\$ 1,485,548.16</b>

Schedule 2, Revenue and Requirements for 2021-2022		
	Detail	Total
<b>REVENUE:</b>		
Adjusted Cash Balance June 30, 2021	\$ 1,368,087.94	
Cash Fund Balance Transferred From Prior Years	\$ 26,078.43	
Miscellaneous Revenue Apportioned	\$ 2,681,062.76	
<b>TOTAL REVENUE</b>		<b>\$ 4,075,229.13</b>
<b>REQUIREMENTS:</b>		
Claims Paid by Warrants Issued	\$ 2,628,207.36	
Reserves From Schedule 8	\$ 16,228.02	
Interest Paid on Warrants	\$ -	
Reserve for Interest on Warrants	\$ -	
<b>TOTAL REQUIREMENTS</b>		<b>\$ 2,644,435.38</b>
<b>ADD: CASH FUND BALANCE AS PER BALANCE SHEET JUNE 30, 2022</b>		<b>\$ 1,430,793.75</b>
<b>TOTAL REQUIREMENTS AND CASH FUND BALANCE</b>		<b>\$ 4,075,229.13</b>

COUNTY HIGHWAY UNRESTRICTED COVERING THE PERIOD 7/1/2021 TO 6/30/2022  
ESTIMATE OF NEEDS FOR 2022-2023

## EXHIBIT D

Schedule 4: Revenue	2020-2021 Account	2021-2022 Account		
SOURCE	Actually Collected	Amount Estimated	Actually Collected	Over (Under)
<b>9000, Interest, Mortgage Tax</b>				
9007 Interest Certificates of Deposits	\$ 1,819.85	\$ -	\$ 575.50	\$ 575.50
<b>Total for Interest, Mortgage Tax</b>	<b>\$ 1,819.85</b>	<b>\$ -</b>	<b>\$ 575.50</b>	<b>\$ 575.50</b>
<b>9200, State Revenues</b>				
9210 OTC - Diesel	\$ 231,485.45	\$ -	\$ 291,438.02	\$ 291,438.02
9211 OTC - Forfeiture	\$ 146.81	\$ -	\$ 29.23	\$ 29.23
9212 OTC - Gasoline tax	\$ 743,723.20	\$ -	\$ 783,832.63	\$ 783,832.63
9217 OTC-Motor Vehicle-COR	\$ 432,913.53	\$ -	\$ 466,806.86	\$ 466,806.86
9218 OTC - Special	\$ 97.83	\$ -	\$ 110.54	\$ 110.54
9232 OTC-Motor Vehicle CRIR	\$ 248,070.38	\$ -	\$ 382,515.96	\$ 382,515.96
9233 OTC-Motor Vehicle CRF	\$ 154,868.25	\$ -	\$ 166,993.06	\$ 166,993.06
9241 OTC- Motor Vehicle CRB	\$ 421,376.34	\$ -	\$ 250,984.21	\$ 250,984.21
<b>Total for State Revenues</b>	<b>\$ 2,232,681.79</b>	<b>\$ -</b>	<b>\$ 2,342,710.51</b>	<b>\$ 2,342,710.51</b>
<b>9300, Federal Revenues</b>				
9305 Federal Emergency Management Assistance	\$ 185,085.69	\$ -	\$ 146,325.73	\$ 146,325.73
<b>Total for Federal Revenues</b>	<b>\$ 185,085.69</b>	<b>\$ -</b>	<b>\$ 146,325.73</b>	<b>\$ 146,325.73</b>
<b>9400, Miscellaneous Revenues</b>				
9406 Recoveries	\$ 5,169.85	\$ -	\$ 678.71	\$ 678.71
9407 Reimbursements of Expenditures	\$ 47,580.68	\$ -	\$ 179,962.77	\$ 179,962.77
9409 Resale Distribution	\$ -	\$ -	\$ 34.74	\$ 34.74
9411 Sale of County Owned Assets	\$ 3,028.80	\$ -	\$ 10,774.80	\$ 10,774.80
9412 Sale of County Owned Property	\$ 250.00	\$ -	\$ -	\$ -
9415 Miscellaneous	\$ 500.00	\$ -	\$ -	\$ -
<b>Total for Miscellaneous Revenues</b>	<b>\$ 56,529.33</b>	<b>\$ -</b>	<b>\$ 191,451.02</b>	<b>\$ 191,451.02</b>
<b>TOTAL REVENUES FOR THE COUNTY HIGHWAY UNRESTRICTED FUND</b>				
Total Unrestricted Revenue	\$ 2,476,116.66	\$ -	\$ 2,681,062.76	\$ 2,681,062.76
9216 OTC - Sales Tax	\$ -	\$ -	\$ -	\$ -
Restricted - Sales Tax Interest	\$ -	\$ -	\$ -	\$ -
<b>Total Miscellaneous County Highway Unrestricted</b>	<b>\$ 2,476,116.66</b>	<b>\$ -</b>	<b>\$ 2,681,062.76</b>	<b>\$ 2,681,062.76</b>
<b>Grand Total of All Revenues</b>	<b>\$ 2,476,116.66</b>	<b>\$ -</b>	<b>\$ 2,681,062.76</b>	<b>\$ 2,681,062.76</b>



COUNTY HIGHWAY UNRESTRICTED COVERING THE PERIOD 7/1/2021 TO 6/30/2022  
ESTIMATE OF NEEDS FOR 2022-2023

Page 15

EXHIBIT D

Schedule 4: Revenue		2022-2023 Account	
SOURCE	Basis & Limit of Ensuing Estimate	Estimated by Governing Board	Approved by Excise Board
<b>9000, Interest, Mortgage Tax</b>			
9007 Interest Certificates of Deposits	0.00%	\$ -	\$ -
<b>Total for Interest, Mortgage Tax</b>		\$ -	\$ -
<b>9200, State Revenues</b>			
9210 OTC - Diesel	0.00%	\$ -	\$ -
9211 OTC - Forfeiture	0.00%	\$ -	\$ -
9212 OTC - Gasoline tax	0.00%	\$ -	\$ -
9217 OTC-Motor Vehicle-COR	0.00%	\$ -	\$ -
9218 OTC - Special	0.00%	\$ -	\$ -
9232 OTC-Motor Vehicle CRIR	0.00%	\$ -	\$ -
9233 OTC-Motor Vehicle CRF	0.00%	\$ -	\$ -
9241 OTC- Motor Vehicle CIRB	0.00%	\$ -	\$ -
<b>Total for State Revenues</b>		\$ -	\$ -
<b>9300, Federal Revenues</b>			
9305 Federal Emergency Management Assistance	0.00%	\$ -	\$ -
<b>Total for Federal Revenues</b>		\$ -	\$ -
<b>9400, Miscellaneous Revenues</b>			
9406 Recoveries	0.00%	\$ -	\$ -
9407 Reimbursements of Expenditures	0.00%	\$ -	\$ -
9409 Resale Distribution	0.00%	\$ -	\$ -
9411 Sale of County Owned Assets	0.00%	\$ -	\$ -
9412 Sale of County Owned Property	0.00%	\$ -	\$ -
9415 Miscellaneous	0.00%	\$ -	\$ -
<b>Total for Miscellaneous Revenues</b>		\$ -	\$ -
<b>TOTAL REVENUES FOR THE COUNTY HIGHWAY UNRESTRICTED FUND</b>			
Total Unrestricted Revenue	0.00%	\$ -	\$ -
9216 OTC - Sales Tax	0.00%	\$ -	\$ -
Restricted - Sales Tax Interest	0.00%	\$ -	\$ -
<b>Total Miscellaneous County Highway Unrestricted</b>		\$ -	\$ -
<b>Grand Total of All Revenues</b>		\$ -	\$ -

COUNTY HIGHWAY UNRESTRICTED COVERING THE PERIOD 7/1/2021 TO 6/30/2022  
ESTIMATE OF NEEDS FOR 2022-2023

Page 17

EXHIBIT D

Schedule 5: County Highway Unrestricted Fund Balance Sheet of Current and All Prior Years		
CURRENT AND ALL PRIOR YEARS	2021-22	PRE-2021
Cash Balance Reported to Excise Board June 30, 2021	\$ -	\$ 1,584,734.53
Opening Balance from Prior Year	\$ 1,372,818.94	\$ 1,372,818.94
Cash Fund Balance Transferred Out	\$ 4,731.00	\$ -
Cash Fund Balance Transferred In	\$ -	\$ -
Adjusted Cash Balance	\$ 1,368,087.94	\$ 211,915.59
Sources of Revenue		
9100 Local Revenues	\$ -	\$ -
9200 State Revenues	\$ 2,342,710.51	\$ -
9300 Federal Revenues	\$ 146,325.73	\$ -
9400 Miscellaneous Revenues	\$ 191,451.02	\$ -
9500 Special Assessments	\$ -	\$ -
All Other Revenues (Schedule 4)	\$ 575.50	\$ -
Cash Fund Balance Forward From Preceding Year	\$ 26,078.43	\$ -
Prior Expenditures Recovered	\$ -	\$ -
TOTAL RECEIPTS	\$ 2,707,141.19	\$ -
TOTAL RECEIPTS AND BALANCE	\$ 4,075,229.13	\$ 211,915.59
Warrants of Year in Caption	\$ 2,589,680.97	\$ 184,250.20
Interest Paid Thereon	\$ -	\$ -
TOTAL DISBURSEMENTS	\$ 2,589,680.97	\$ 184,250.20
CASH BALANCE AND INVESTMENTS JUNE 30, 2022	\$ 1,485,548.16	\$ 27,665.39
Reserve for Warrants Outstanding	\$ 38,526.39	\$ 1,586.96
Reserve for Interest on Warrants	\$ -	\$ -
Reserves From Schedule 8	\$ 16,228.02	\$ -
TOTAL LIABILITIES AND RESERVE	\$ 54,754.41	\$ 1,586.96
DEFICIT:	\$ -	\$ -
CASH BALANCE FORWARD TO NEXT YEAR	\$ 1,430,793.75	\$ 26,078.43

Schedule 6: County Highway Unrestricted Fund Warrant Account of Current and All Prior Years			
CURRENT AND ALL PRIOR YEARS	2021-22	PRE-2021	Total
Warrants Outstanding June 30 of Year in Caption	\$ -	\$ 156,028.09	\$ 156,028.09
Warrants Registered During Year	\$ 2,628,207.36	\$ 30,149.98	\$ 2,658,357.34
TOTAL	\$ 2,628,207.36	\$ 186,178.07	\$ 2,814,385.43
Warrants Paid During Year	\$ 2,589,680.97	\$ 184,250.20	\$ 2,773,931.17
Warrants Converted to Bonds or Judgements	\$ -	\$ -	\$ -
Warrants Cancelled	\$ -	\$ 151.96	\$ 151.96
Warrants Estopped by Statute	\$ -	\$ 188.95	\$ 188.95
TOTAL WARRANTS RETIRED	\$ 2,589,680.97	\$ 184,591.11	\$ 2,774,272.08
TOTAL WARRANTS OUTSTANDING JUNE 30, 2022	\$ 38,526.39	\$ 1,586.96	\$ 40,113.35

Schedule 9: County Highway Unrestricted Fund Summary of Expenses				
Total for Expenses	Net Appropriations July 1, 2022	Warrants Issued	Reserves	Approved by County Excise Board
1100 Total Salaries	\$ 1,589,729.19	\$ 1,439,182.54	\$ -	\$ 150,546.65
1200 Fringe Benefits	\$ -	\$ -	\$ -	\$ -
1300 Travel Related	\$ 53,227.86	\$ 39,229.13	\$ 287.65	\$ 14,043.08
2000 Total Maintenance & Operations	\$ 1,823,812.75	\$ 695,348.87	\$ 15,940.37	\$ 1,138,080.99
4100 Total Machinery & Equipment, Capital Outlay	\$ 638,452.56	\$ 454,446.82	\$ -	\$ 184,005.74

COUNTY HIGHWAY UNRESTRICTED COVERING THE PERIOD 7/1/2021 TO 6/30/2022  
ESTIMATE OF NEEDS FOR 2022-2023

## EXHIBIT D

Schedule 8: Report Of Prior Year's Expenditures				
DEPARTMENTS OF GOVERNMENT APPROPRIATED ACCOUNTS	FISCAL YEAR ENDING JUNE 30, 2021			FY ENDING JUNE, 30 2022
	Reserves 6-30-2021	Warrants Since Issued	Balance Lapsed Appropriations	Original Appropriations
<b>Dept: 4100, Highway District 1</b>				
1110 Full time salaries	\$ -	\$ -	\$ -	\$ 8,730.17
1310 Travel	\$ -	\$ -	\$ -	\$ 2,267.46
2005 Maintenance & Operation	\$ 190.94	\$ 190.94	\$ -	\$ 375,183.00
4110 Capital Outlay	\$ -	\$ -	\$ -	\$ 144,837.72
4130 Lease/Rentals	\$ -	\$ -	\$ -	\$ 7,976.57
<b>Total for Highway District 1</b>	<b>\$ 190.94</b>	<b>\$ 190.94</b>	<b>\$ -</b>	<b>\$ 538,994.92</b>
<b>Dept: 4200, Highway District 2</b>				
1110 Full time salaries	\$ -	\$ -	\$ -	\$ 12,349.47
1310 Travel	\$ 645.00	\$ 313.00	\$ 332.00	\$ 672.30
2005 Maintenance & Operation	\$ 25,850.87	\$ 12,195.76	\$ 13,655.11	\$ 288,631.31
4110 Capital Outlay	\$ -	\$ -	\$ -	\$ 18,836.41
4130 Lease/Rentals	\$ -	\$ -	\$ -	\$ 1,625.24
<b>Total for Highway District 2</b>	<b>\$ 26,495.87</b>	<b>\$ 12,508.76</b>	<b>\$ 13,987.11</b>	<b>\$ 322,114.73</b>
<b>Dept: 4300, Highway District 3</b>				
1110 Full time salaries	\$ -	\$ -	\$ -	\$ 7,649.55
1310 Travel	\$ 76.08	\$ 76.08	\$ -	\$ 956.10
2005 Maintenance & Operation	\$ 2,330.57	\$ 1,854.53	\$ 476.04	\$ 184,876.17
4110 Capital Outlay	\$ -	\$ -	\$ -	\$ 85,848.52
4130 Lease/Rentals	\$ -	\$ -	\$ -	\$ 32,457.19
<b>Total for Highway District 3</b>	<b>\$ 2,406.65</b>	<b>\$ 1,930.61</b>	<b>\$ 476.04</b>	<b>\$ 311,787.53</b>
<b>Dept: 6510, CIRB 2021-1</b>				
2005 Maintenance & Operation	\$ -	\$ -	\$ -	\$ 68,587.56
<b>Total for CIRB 2021-1</b>	<b>\$ -</b>	<b>\$ -</b>	<b>\$ -</b>	<b>\$ 68,587.56</b>
<b>Dept: 6520, CIRB 2021-2</b>				
2005 Maintenance & Operation	\$ 24,000.00	\$ 12,573.67	\$ 11,426.33	\$ 51,979.97
<b>Total for CIRB 2021-2</b>	<b>\$ 24,000.00</b>	<b>\$ 12,573.67</b>	<b>\$ 11,426.33</b>	<b>\$ 51,979.97</b>
<b>Dept: 6530, CIRB 2021-3</b>				
2005 Maintenance & Operation	\$ 2,946.00	\$ 2,946.00	\$ -	\$ 79,232.27
<b>Total for CIRB 2021-3</b>	<b>\$ 2,946.00</b>	<b>\$ 2,946.00</b>	<b>\$ -</b>	<b>\$ 79,232.27</b>
<b>COUNTY HIGHWAY UNRESTRICTED FUND ACCOUNT</b>				
<b>Sub-Total of Expenditures</b>	<b>\$ 56,039.46</b>	<b>\$ 30,149.98</b>	<b>\$ 25,889.48</b>	<b>\$ 1,372,696.98</b>
<b>SUBJECT TO WARRANT ISSUE</b>				
<b>Total Provision for Interest on Warrants</b>	<b>\$ -</b>	<b>\$ -</b>	<b>\$ -</b>	<b>\$ -</b>
<b>TOTAL UNRESTRICTED EXPENSES FOR THE COUNTY HIGHWAY UNRESTRICTED FUND</b>				
	<b>\$ 56,039.46</b>	<b>\$ 30,149.98</b>	<b>\$ 25,889.48</b>	<b>\$ 1,372,696.98</b>



COUNTY HIGHWAY UNRESTRICTED COVERING THE PERIOD 7/1/2021 TO 6/30/2022  
ESTIMATE OF NEEDS FOR 2022-2023

Page 19

EXHIBIT D

Schedule 8: Report Of Prior Year's Expenditures						
FISCAL YEAR ENDING JUNE 30, 2022					FISCAL YEAR 2022-2023	
Supplemental Adjustments	Net Amount of Appropriations	Warrants Issued	Reserves	Lapsed Balance Known to be Unencumbered	Needs as Estimated by Governing Board	Approved by County Excise Board
<b>Dept: 4100, Highway District 1</b>						
\$ 529,000.00	\$ 537,730.17	\$ 485,258.34	\$ -	\$ 52,471.83	\$ 52,471.83	\$ 52,471.83
\$ 16,500.00	\$ 18,767.46	\$ 16,096.17	\$ 163.45	\$ 2,507.84	\$ 2,507.84	\$ 2,507.84
\$ 140,475.82	\$ 515,658.82	\$ 142,045.68	\$ 2,120.81	\$ 371,492.33	\$ 371,492.33	\$ 371,492.33
\$ 31,587.69	\$ 176,425.41	\$ 164,366.96	\$ -	\$ 12,058.45	\$ 12,058.45	\$ 12,058.45
\$ 61,000.00	\$ 68,976.57	\$ 57,568.84	\$ -	\$ 11,407.73	\$ 11,407.73	\$ 11,407.73
\$ 778,563.51	\$ 1,317,558.43	\$ 865,335.99	\$ 2,284.26	\$ 449,938.18	\$ 449,938.18	\$ 449,938.18
<b>Dept: 4200, Highway District 2</b>						
\$ 507,000.00	\$ 519,349.47	\$ 471,937.36	\$ -	\$ 47,412.11	\$ 47,412.11	\$ 47,412.11
\$ 10,332.00	\$ 11,004.30	\$ 9,042.60	\$ -	\$ 1,961.70	\$ 2,293.70	\$ 2,293.70
\$ 239,078.03	\$ 527,709.34	\$ 248,440.03	\$ 7,162.85	\$ 272,106.46	\$ 285,761.57	\$ 285,761.57
\$ 1,163.59	\$ 20,000.00	\$ -	\$ -	\$ 20,000.00	\$ 20,000.00	\$ 20,000.00
\$ 83,608.15	\$ 85,233.39	\$ 69,334.06	\$ -	\$ 15,899.33	\$ 15,899.33	\$ 15,899.33
\$ 841,181.77	\$ 1,163,296.50	\$ 798,754.05	\$ 7,162.85	\$ 357,379.60	\$ 371,366.71	\$ 371,366.71
<b>Dept: 4300, Highway District 3</b>						
\$ 525,000.00	\$ 532,649.55	\$ 481,986.84	\$ -	\$ 50,662.71	\$ 50,662.71	\$ 50,662.71
\$ 22,500.00	\$ 23,456.10	\$ 14,090.36	\$ 124.20	\$ 9,241.54	\$ 9,241.54	\$ 9,241.54
\$ 221,796.29	\$ 406,672.46	\$ 184,207.90	\$ 976.71	\$ 221,487.85	\$ 221,963.89	\$ 221,963.89
\$ 114,151.48	\$ 200,000.00	\$ 90,705.50	\$ -	\$ 109,294.50	\$ 109,294.50	\$ 109,294.50
\$ 55,360.00	\$ 87,817.19	\$ 72,471.46	\$ -	\$ 15,345.73	\$ 15,345.73	\$ 15,345.73
\$ 938,807.77	\$ 1,250,595.30	\$ 843,462.06	\$ 1,100.91	\$ 406,032.33	\$ 406,508.37	\$ 406,508.37
<b>Dept: 6510, CIRB 2021-1</b>						
\$ 87,515.36	\$ 156,102.92	\$ 83,757.53	\$ 5,680.00	\$ 66,665.39	\$ 66,665.39	\$ 66,665.39
\$ 87,515.36	\$ 156,102.92	\$ 83,757.53	\$ 5,680.00	\$ 66,665.39	\$ 66,665.39	\$ 66,665.39
<b>Dept: 6520, CIRB 2021-2</b>						
\$ 98,941.62	\$ 150,921.59	\$ -	\$ -	\$ 150,921.59	\$ 162,347.92	\$ 162,347.92
\$ 98,941.62	\$ 150,921.59	\$ -	\$ -	\$ 150,921.59	\$ 162,347.92	\$ 162,347.92
<b>Dept: 6530, CIRB 2021-3</b>						
\$ (12,484.65)	\$ 66,747.62	\$ 36,897.73	\$ -	\$ 29,849.89	\$ 29,849.89	\$ 29,849.89
\$ (12,484.65)	\$ 66,747.62	\$ 36,897.73	\$ -	\$ 29,849.89	\$ 29,849.89	\$ 29,849.89
<b>COUNTY HIGHWAY UNRESTRICTED FUND ACCOUNT</b>						
\$ 2,732,525.38	\$ 4,105,222.36	\$ 2,628,207.36	\$ 16,228.02	\$ 1,460,786.98	\$ 1,486,676.46	\$ 1,486,676.46
<b>SUBJECT TO WARRANT ISSUE</b>						
\$ -	\$ -	\$ -	\$ -	\$ -	\$ -	\$ -
<b>TOTAL UNRESTRICTED EXPENSES FOR THE COUNTY HIGHWAY UNRESTRICTED FUND</b>						
\$ 2,732,525.38	\$ 4,105,222.36	\$ 2,628,207.36	\$ 16,228.02	\$ 1,460,786.98	\$ 1,486,676.46	\$ 1,486,676.46

ESTIMATE OF NEEDS FOR THE 2022-2023 FISCAL YEAR				Estimate of Needs by Governing Board	Approved by County Excise Board
<b>PURPOSE:</b>					
Total of Unrestricted Expenses for the County Highway Unrestricted, Schedule 8				\$ 1,486,676.46	\$ 1,486,676.46
Total of Restricted Sales Tax Expenses for the County Highway Unrestricted, Schedule 8A				\$ -	\$ -
<b>GRAND TOTAL - County Highway Unrestricted Fund</b>				<b>\$ 1,486,676.46</b>	<b>\$ 1,486,676.46</b>

HEALTH COVERING THE PERIOD 7/1/2021 TO 6/30/2022  
ESTIMATE OF NEEDS FOR 2022-2023

Page 21

EXHIBIT E

Schedule 1, Current Balance Sheet - June 30, 2022	
	Amount
<b>ASSETS:</b>	
Cash Balance June 30, 2022	\$ 456,290.58
Investments	\$ -
<b>TOTAL ASSETS</b>	<b>\$ 456,290.58</b>
<b>LIABILITIES AND RESERVES:</b>	
Warrants Outstanding	\$ 3,678.50
Reserve for Interest on Warrants	\$ -
Reserves From Schedule 8	\$ 90,564.34
<b>TOTAL LIABILITIES AND RESERVES</b>	<b>\$ 94,242.84</b>
<b>CASH FUND BALANCE JUNE 30, 2022</b>	<b>\$ 362,047.74</b>
<b>TOTAL LIABILITIES, RESERVES AND CASH FUND BALANCE</b>	<b>\$ 456,290.58</b>

Schedule 2, Revenue and Requirements for 2021-2022		
	Detail	Total
<b>REVENUE:</b>		
Adjusted Cash Balance June 30, 2021	\$ 346,661.53	
Cash Fund Balance Transferred From Prior Years	\$ 8,691.47	
All Ad Valorem Tax Apportioned	\$ 286,004.68	
Miscellaneous Revenue Apportioned	\$ 19,522.06	
<b>TOTAL REVENUE</b>		<b>\$ 660,879.74</b>
<b>REQUIREMENTS:</b>		
Claims Paid by Warrants Issued	\$ 208,267.66	
Reserves From Schedule 8	\$ 90,564.34	
Interest Paid on Warrants	\$ -	
Reserve for Interest on Warrants	\$ -	
<b>TOTAL REQUIREMENTS</b>		<b>\$ 298,832.00</b>
<b>ADD: CASH FUND BALANCE AS PER BALANCE SHEET JUNE 30, 2022</b>		<b>\$ 362,047.74</b>
<b>TOTAL REQUIREMENTS AND CASH FUND BALANCE</b>		<b>\$ 660,879.74</b>

Schedule 3, Cash Fund Balance Analysis - June 30, 2022	
	Amount
<b>ADDITIONS:</b>	
Miscellaneous Revenue Collected in Excess with Transfer Adjustments	\$ 19,522.06
Warrants Estopped, Cancelled or Converted	\$ 740.00
Fiscal Year 2021-2022 Lapsed Appropriations	\$ 327,025.00
Fiscal Year 2020-2021 Lapsed Appropriations	\$ 7,951.47
Ad Valorem Tax Collections in Excess of Estimate	\$ 25,505.43
<b>TOTAL ADDITIONS</b>	<b>\$ 380,743.96</b>
<b>DEDUCTIONS:</b>	
Supplemental Appropriations	\$ 18,696.22
Current Tax in Process of Collection	\$ -
<b>TOTAL DEDUCTIONS</b>	<b>\$ 18,696.22</b>
<b>Cash Fund Balance as per Balance Sheet June 30, 2022</b>	<b>\$ 362,047.74</b>

HEALTH COVERING THE PERIOD 7/1/2021 TO 6/30/2022  
ESTIMATE OF NEEDS FOR 2022-2023

## EXHIBIT E

Schedule 4: Revenue	2020-2021 Account	2021-2022 Account		
SOURCE	Actually Collected	Amount Estimated	Actually Collected	Over (Under)
<b>Ad Valorem Taxes</b>				
9001 Current Tax	\$ 268,801.92	\$ 260,499.25	\$ 276,239.13	\$ 15,739.88
9002 Prior Year	\$ 6,522.76	\$ -	\$ 4,998.46	\$ 4,998.46
9003 Back Year	\$ 4,735.00		\$ 4,767.09	\$ 4,767.09
<b>Ad Valorem Tax Total</b>	<b>\$ 280,059.68</b>	<b>\$ 260,499.25</b>	<b>\$ 286,004.68</b>	<b>\$ 25,505.43</b>
<b>9100, Local Revenues</b>				
9110 Donations	\$ 32.50	\$ -	\$ -	\$ -
9115 Health Fees	\$ 5,358.70	\$ -	\$ 7,930.66	\$ 7,930.66
9120 5-yr Manufacturing Exemption Reimbursement	\$ 2,548.71	\$ -	\$ -	\$ -
<b>Total for Local Revenues</b>	<b>\$ 7,939.91</b>	<b>\$ -</b>	<b>\$ 7,930.66</b>	<b>\$ 7,930.66</b>
<b>9200, State Revenues</b>				
9221 Payment In lieu of Taxes	\$ 195.50	\$ -	\$ 193.22	\$ 193.22
9224 State Land Reimbursement	\$ 2.65	\$ -	\$ 2.73	\$ 2.73
<b>Total for State Revenues</b>	<b>\$ 198.15</b>	<b>\$ -</b>	<b>\$ 195.95</b>	<b>\$ 195.95</b>
<b>9400, Miscellaneous Revenues</b>				
9407 Reimbursements of Expenditures	\$ 660.64	\$ -	\$ 11,395.45	\$ 11,395.45
<b>Total for Miscellaneous Revenues</b>	<b>\$ 660.64</b>	<b>\$ -</b>	<b>\$ 11,395.45</b>	<b>\$ 11,395.45</b>
<b>TOTAL REVENUES FOR THE HEALTH FUND</b>				
Total Unrestricted Revenue	\$ 8,798.70	\$ -	\$ 19,522.06	\$ 19,522.06
9216 OTC - Sales Tax	\$ -	\$ -	\$ -	\$ -
Restricted - Sales Tax Interest	\$ -	\$ -	\$ -	\$ -
<b>Total Miscellaneous Health</b>	<b>\$ 8,798.70</b>	<b>\$ -</b>	<b>\$ 19,522.06</b>	<b>\$ 19,522.06</b>
Ad Valorem Tax	\$ 280,059.68	\$ 260,499.25	\$ 286,004.68	\$ 25,505.43
<b>Grand Total of All Revenues</b>	<b>\$ 288,858.38</b>	<b>\$ 260,499.25</b>	<b>\$ 305,526.74</b>	<b>\$ 45,027.49</b>

HEALTH COVERING THE PERIOD 7/1/2021 TO 6/30/2022  
ESTIMATE OF NEEDS FOR 2022-2023

Page 23

EXHIBIT E

Schedule 4: Revenue		2022-2023 Account	
SOURCE	Basis & Limit of Ensuing Estimate	Estimated by Governing Board	Approved by Excise Board
<b>Ad Valorem Taxes</b>			
9001 Current Tax	100.43%	\$ 277,427.23	\$ 277,427.23
9002 Prior Year			
9003 Back Year			
<b>Ad Valorem Tax Total</b>		<b>\$ 277,427.23</b>	<b>\$ 277,427.23</b>
<b>9100, Local Revenues</b>			
9110 Donations	0.00%	\$ -	\$ -
9115 Health Fees	0.00%	\$ -	\$ -
9120 5-yr Manufacturing Exemption Reimbursement	0.00%	\$ -	\$ -
<b>Total for Local Revenues</b>		<b>\$ -</b>	<b>\$ -</b>
<b>9200, State Revenues</b>			
9221 Payment In lieu of Taxes	0.00%	\$ -	\$ -
9224 State Land Reimbursement	0.00%	\$ -	\$ -
<b>Total for State Revenues</b>		<b>\$ -</b>	<b>\$ -</b>
<b>9400, Miscellaneous Revenues</b>			
9407 Reimbursements of Expenditures	0.00%	\$ -	\$ -
<b>Total for Miscellaneous Revenues</b>		<b>\$ -</b>	<b>\$ -</b>
<b>TOTAL REVENUES FOR THE HEALTH FUND</b>			
Total Unrestricted Revenue	0.00%	\$ -	\$ -
9216 OTC - Sales Tax	0.00%	\$ -	\$ -
Restricted - Sales Tax Interest	90.00%	\$ -	\$ -
<b>Total Miscellaneous Health</b>		<b>\$ -</b>	<b>\$ -</b>
<b>Ad Valorem Tax</b>		<b>\$ 277,427.23</b>	<b>\$ 277,427.23</b>
<b>Grand Total of All Revenues</b>		<b>\$ 277,427.23</b>	<b>\$ 277,427.23</b>
<b>Surplus Cash from Schedule 3</b>		<b>\$ 362,047.74</b>	<b>\$ 362,047.74</b>
<b>Total Budget for Health Fund</b>		<b>\$ 639,474.97</b>	<b>\$ 639,474.97</b>



HEALTH COVERING THE PERIOD 7/1/2021 TO 6/30/2022  
ESTIMATE OF NEEDS FOR 2022-2023

Page 25

EXHIBIT E

Schedule 5: Health Fund Balance Sheet of Current and All Prior Years		
CURRENT AND ALL PRIOR YEARS	2021-22	PRE-2021
Cash Balance Reported to Excise Board June 30, 2021	\$ -	\$ 395,305.84
Opening Balance from Prior Year	\$ 346,661.53	\$ 346,661.53
Cash Fund Balance Transferred Out	\$ -	\$ -
Cash Fund Balance Transferred In	\$ -	\$ -
Adjusted Cash Balance	\$ 346,661.53	\$ 48,644.31
Ad Valorem Tax Apportioned	\$ 286,004.68	\$ -
Miscellaneous Revenue (Schedule 4)	\$ 19,522.06	\$ -
Cash Fund Balance Forward From Preceding Year	\$ 8,691.47	\$ -
Prior Expenditures Recovered	\$ -	\$ -
TOTAL RECEIPTS	\$ 314,218.21	\$ -
TOTAL RECEIPTS AND BALANCE	\$ 660,879.74	\$ 48,644.31
Warrants of Year in Caption	\$ 204,589.16	\$ 39,672.84
Interest Paid Thereon	\$ -	\$ -
TOTAL DISBURSEMENTS	\$ 204,589.16	\$ 39,672.84
CASH BALANCE AND INVESTMENTS JUNE 30, 2022	\$ 456,290.58	\$ 8,971.47
Reserve for Warrants Outstanding	\$ 3,678.50	\$ 280.00
Reserve for Interest on Warrants	\$ -	\$ -
Reserves From Schedule 8	\$ 90,564.34	\$ -
TOTAL LIABILITIES AND RESERVE	\$ 94,242.84	\$ 280.00
DEFICIT:	\$ -	\$ -
CASH BALANCE FORWARD TO NEXT YEAR	\$ 362,047.74	\$ 8,691.47

Schedule 6: Health Fund Warrant Account of Current and All Prior Years			
CURRENT AND ALL PRIOR YEARS	2021-22	PRE-2021	Total
Warrants Outstanding June 30 of Year in Caption	\$ -	\$ 19,278.85	\$ 19,278.85
Warrants Registered During Year	\$ 208,267.66	\$ 21,413.99	\$ 229,681.65
TOTAL	\$ 208,267.66	\$ 40,692.84	\$ 248,960.50
Warrants Paid During Year	\$ 204,589.16	\$ 39,672.84	\$ 244,262.00
Warrants Converted to Bonds or Judgements	\$ -	\$ -	\$ -
Warrants Cancelled	\$ -	\$ -	\$ -
Warrants Estopped by Statute	\$ -	\$ 740.00	\$ 740.00
TOTAL WARRANTS RETIRED	\$ 204,589.16	\$ 40,412.84	\$ 245,002.00
TOTAL WARRANTS OUTSTANDING JUNE 30, 2022	\$ 3,678.50	\$ 280.00	\$ 3,958.50

Schedule 7: 2021 Ad Valorem Tax Account		
2021 Net Valuation Cert. To County Excise Board	\$ 186,070,893.00	1.540 Mills
Total Proceeds of Levy as Certified		
Additions:		
Deductions:		
Gross Balance Tax		
Less Reserve for Delinquent Tax	Prior Year Percent for Delinquency 10%	
Reserve for Protest Pending		
Balance Available Tax		
Deduct 2021 Tax Apportioned		
Net Balance 2021 Tax in Process of Collection		
Excess Collections		

Schedule 9: Health Fund Summary of Expenses				
Total for Expenses	Net Appropriations July 1, 2022	Warrants Issued	Reserves	Approved by County Excise Board
1100 Total Salaries	\$ 100,000.00	\$ 35,012.67	\$ 64,648.98	\$ 155,000.00
1200 Fringe Benefits	\$ -	\$ -	\$ -	\$ -
1300 Travel Related	\$ 20,000.00	\$ 10,518.61	\$ 2,426.83	\$ 20,000.00
2000 Total Maintenance & Operations	\$ 118,696.22	\$ 94,172.14	\$ 23,488.53	\$ 125,000.00
4100 Total Machinery & Equipment, Capital Outlay	\$ 387,160.78	\$ 68,564.24	\$ -	\$ 339,474.97

HEALTH COVERING THE PERIOD 7/1/2021 TO 6/30/2022  
ESTIMATE OF NEEDS FOR 2022-2023

## EXHIBIT E

Schedule 8: Report Of Prior Year's Expenditures				
DEPARTMENTS OF GOVERNMENT APPROPRIATED ACCOUNTS	FISCAL YEAR ENDING JUNE 30, 2021			FY ENDING JUNE, 30 2022
	Reserves 6-30-2021	Warrants Since Issued	Balance Lapsed Appropriations	Original Appropriations
<b>Dept: 7001, Road Improvement District</b>				
1110 Full time salaries	\$ 17,724.00	\$ 17,262.74	\$ 461.26	\$ 100,000.00
1310 Travel	\$ 4,669.80	\$ 646.52	\$ 4,023.28	\$ 35,000.00
2005 Maintenance & Operation	\$ 6,971.66	\$ 3,504.73	\$ 3,466.93	\$ 115,000.00
4110 Capital Outlay	\$ -	\$ -	\$ -	\$ 357,160.78
<b>Total for Road Improvement District</b>	<b>\$ 29,365.46</b>	<b>\$ 21,413.99</b>	<b>\$ 7,951.47</b>	<b>\$ 607,160.78</b>
<b>HEALTH FUND ACCOUNT</b>				
<b>Sub-Total of Expenditures</b>	<b>\$ 29,365.46</b>	<b>\$ 21,413.99</b>	<b>\$ 7,951.47</b>	<b>\$ 607,160.78</b>
<b>SUBJECT TO WARRANT ISSUE</b>				
<b>Total Provision for Interest on Warrants</b>	<b>\$ -</b>	<b>\$ -</b>	<b>\$ -</b>	<b>\$ -</b>
<b>TOTAL UNRESTRICTED EXPENSES FOR THE HEALTH FUND</b>				
	<b>\$ 29,365.46</b>	<b>\$ 21,413.99</b>	<b>\$ 7,951.47</b>	<b>\$ 607,160.78</b>

HEALTH COVERING THE PERIOD 7/1/2021 TO 6/30/2022  
ESTIMATE OF NEEDS FOR 2022-2023

Page 27

EXHIBIT E

Schedule 8: Report Of Prior Year's Expenditures						
FISCAL YEAR ENDING JUNE 30, 2022					FISCAL YEAR 2022-2023	
Supplemental Adjustments	Net Amount of Appropriations	Warrants Issued	Reserves	Lapsed Balance Known to be Unencumbered	Needs as Estimated by Governing Board	Approved by County Excise Board
<b>Dept: 7001, Road Improvement District</b>						
\$ -	\$ 100,000.00	\$ 35,012.67	\$ 64,648.98	\$ 338.35	\$ 125,000.00	\$ 155,000.00
\$ (15,000.00)	\$ 20,000.00	\$ 10,518.61	\$ 2,426.83	\$ 7,054.56	\$ 20,000.00	\$ 20,000.00
\$ 3,696.22	\$ 118,696.22	\$ 94,172.14	\$ 23,488.53	\$ 1,035.55	\$ 125,000.00	\$ 125,000.00
\$ 30,000.00	\$ 387,160.78	\$ 68,564.24	\$ -	\$ 318,596.54	\$ 400,000.00	\$ 339,474.97
\$ 18,696.22	\$ 625,857.00	\$ 208,267.66	\$ 90,564.34	\$ 327,025.00	\$ 670,000.00	\$ 639,474.97
<b>HEALTH FUND ACCOUNT</b>						
\$ 18,696.22	\$ 625,857.00	\$ 208,267.66	\$ 90,564.34	\$ 327,025.00	\$ 670,000.00	\$ 639,474.97
<b>SUBJECT TO WARRANT ISSUE</b>						
\$ -	\$ -	\$ -	\$ -	\$ -	\$ -	\$ -
<b>TOTAL UNRESTRICTED EXPENSES FOR THE HEALTH FUND</b>						
\$ 18,696.22	\$ 625,857.00	\$ 208,267.66	\$ 90,564.34	\$ 327,025.00	\$ 670,000.00	\$ 639,474.97

ESTIMATE OF NEEDS FOR THE 2022-2023 FISCAL YEAR		Estimate of Needs by Governing Board	Approved by County Excise Board
<b>PURPOSE:</b>			
Total of Unrestricted Expenses for the Health, Schedule 8		\$ 665,518.17	\$ 634,993.14
Total of Restricted Sales Tax Expenses for the Health, Schedule 8A		\$ -	\$ -
Pro rata share of County Assessor's Budget as determined by County Excise Board		\$ 4,481.83	\$ 4,481.83
<b>GRAND TOTAL - Health Fund</b>		<b>\$ 670,000.00</b>	<b>\$ 639,474.97</b>

TOTAL OF SPECIAL REVENUE FUNDS COVERING THE PERIOD JULY 1, 2021 TO JUNE 30, 2022  
ESTIMATE OF NEEDS FOR 2022-2023

Page 29

EXHIBIT "I" TOTALS

Schedule 1: Current Balance Sheet - June 30, 2022	
<b>ASSETS:</b>	
Cash Balances	
Investments	\$ 5,702,072.08
<b>TOTAL ASSETS</b>	\$ -
	\$ 5,702,072.08
<b>LIABILITIES AND RESERVES:</b>	
Warrants Outstanding	\$ 36,385.74
Reserve for Interest on Warrants	\$ -
Reserves From Schedule 3	\$ 1,500,370.48
<b>TOTAL LIABILITIES AND RESERVES</b>	\$ 1,536,756.22
<b>CASH FUND BALANCE JUNE 30, 2022</b>	\$ 4,165,315.86
<b>TOTAL LIABILITIES, RESERVES AND CASH FUND BALANCE</b>	\$ 5,702,072.08

Schedule 5: Special Revenue Funds Balance Sheet of Current and All Prior Years		
CURRENT AND ALL PRIOR YEARS	2021-22	PRE-2021
Cash Balance Reported to Excise Board June 30, 2021	\$ -	\$ 4,659,462.03
Opening Balance from Prior Year	\$ 4,478,938.33	\$ 4,478,938.33
Cash Fund Balance Transferred Out	\$ 2,527.44	\$ -
Cash Fund Balance Transferred In	\$ 4,731.00	\$ -
Adjusted Cash Balance	\$ 4,481,141.89	\$ 180,523.70
Ad Valorem Tax Apportioned To Year In Caption	\$ -	\$ -
<b>Sources of Revenue</b>		
9000 Interest, Mortgage Tax	\$ 7,507.47	\$ 5,776.93
9100 Local Revenues	\$ 768,758.35	\$ 838,572.79
9200 State Revenues	\$ 354,031.53	\$ 309,560.84
9300 Federal Revenues	\$ 2,000,281.25	\$ 3,068,158.82
9400 Miscellaneous Revenues	\$ 47,910.00	\$ 9,663.37
9500 Special Assessments	\$ 17,495.68	\$ 22,849.02
9600 Other Revenues	\$ -	\$ -
9700 School Revenues	\$ -	\$ -
All Other Non-Tax Revenues	\$ -	\$ -
Sales Tax and Sales Tax Interest	\$ -	\$ -
Cash Fund Balance Forward From Preceding Year	\$ 93,462.60	\$ -
Prior Expenditures Recovered	\$ -	\$ -
<b>TOTAL RECEIPTS</b>	\$ 3,289,446.88	\$ -
<b>TOTAL RECEIPTS AND BALANCE</b>	\$ 7,770,588.77	\$ 180,523.70
Warrants of Year in Caption	\$ 2,068,516.69	\$ 87,061.10
Interest Paid Thereon	\$ -	\$ -
<b>TOTAL DISBURSEMENTS</b>	\$ 2,068,516.69	\$ 87,061.10
<b>CASH BALANCE JUNE 30, 2022</b>	\$ 5,702,072.08	\$ 93,462.60
Reserve for Warrants Outstanding	\$ 36,385.74	\$ -
Reserve for Interest on Warrants	\$ -	\$ -
Reserves From Schedule 8	\$ 1,500,370.48	\$ -
<b>TOTAL LIABILITIES AND RESERVE</b>	\$ 1,536,756.22	\$ -
<b>DEFICIT:</b>	\$ -	\$ -
<b>CASH BALANCE FORWARD TO NEXT YEAR</b>	\$ 4,165,315.86	\$ 93,462.60

Schedule 9: Special Revenue Funds Summary of Expenses				
Total for Expenses	Net Appropriations July 1, 2022	Warrants Issued	Reserves	Approved by County Excise
1100 Total Salaries	\$ 235,645.66	\$ 117,356.42	\$ -	\$ 118,289.24
1200 Fringe Benefits	\$ -	\$ -	\$ -	\$ -
1300 Travel Related	\$ 51,712.01	\$ 13,879.83	\$ -	\$ 37,832.18
2005 Total Maintenance & Operations	\$ 7,305,541.48	\$ 1,866,675.59	\$ 1,497,340.88	\$ 3,941,564.01
4110 Machinery & Equipment, Capital Outlay	\$ 33,298.67	\$ -	\$ -	\$ 33,298.67
All Other Expenses	\$ 154,164.17	\$ 106,990.59	\$ 3,029.60	\$ 44,143.98
<b>TOTAL EXPENDITURES 2021-22 FISCAL YEAR</b>	\$ 7,780,361.99	\$ 2,104,902.43	\$ 1,500,370.48	\$ 4,175,128.08

## ESTIMATE OF NEEDS FOR 2022-2023

I-1103

## COUNTY BRIDGE AND ROAD IMPROVEMENT

## Schedule 1: Current Balance Sheet - June 30, 2022

<b>ASSETS:</b>	
Cash Balances	\$ 897,574.02
Investments	\$ -
<b>TOTAL ASSETS</b>	<b>\$ 897,574.02</b>
<b>LIABILITIES AND RESERVES:</b>	
Warrants Outstanding	\$ -
Reserve for Interest on Warrants	\$ -
Reserves From Schedule 3	\$ 262,998.00
<b>TOTAL LIABILITIES AND RESERVES</b>	<b>\$ 262,998.00</b>
<b>CASH FUND BALANCE JUNE 30, 2022</b>	<b>\$ 634,576.02</b>
<b>TOTAL LIABILITIES, RESERVES AND CASH FUND BALANCE</b>	<b>\$ 897,574.02</b>

## Schedule 5: County Bridge And Road Improvement Fund Balance Sheet of Current and All Prior Years

CURRENT AND ALL PRIOR YEARS	2021-22	PRE-2021
Cash Balance Reported to Excise Board June 30, 2021	\$ -	\$ 587,213.51
Opening Balance from Prior Year	\$ 540,713.51	\$ 540,713.51
Cash Fund Balance Transferred Out	\$ -	\$ -
Cash Fund Balance Transferred In	\$ -	\$ -
<b>Adjusted Cash Balance</b>	<b>\$ 540,713.51</b>	<b>\$ 46,500.00</b>
Ad Valorem Tax Apportioned To Year In Caption	\$ -	\$ -
Sources of Revenue		
9000 Interest, Mortgage Tax	\$ -	\$ -
9100 Local Revenues	\$ -	\$ -
9200 State Revenues	\$ -	\$ -
9300 Federal Revenues	\$ 327,644.13	\$ 199,116.20
9400 Miscellaneous Revenues	\$ -	\$ -
9500 Special Assessments	\$ -	\$ -
9600 Other Revenues	\$ -	\$ -
9700 School Revenues	\$ -	\$ -
All Other Non-Tax Revenues	\$ -	\$ -
Sales Tax and Sales Tax Interest	\$ -	\$ -
Cash Fund Balance Forward From Preceding Year	\$ 46,500.00	\$ -
Prior Expenditures Recovered	\$ -	\$ -
<b>TOTAL RECEIPTS</b>	<b>\$ 374,144.13</b>	<b>\$ -</b>
<b>TOTAL RECEIPTS AND BALANCE</b>	<b>\$ 914,857.64</b>	<b>\$ 46,500.00</b>
Warrants of Year in Caption	\$ 17,283.62	\$ -
Interest Paid Thereon	\$ -	\$ -
<b>TOTAL DISBURSEMENTS</b>	<b>\$ 17,283.62</b>	<b>\$ -</b>
<b>CASH BALANCE JUNE 30, 2022</b>	<b>\$ 897,574.02</b>	<b>\$ 46,500.00</b>
Reserve for Warrants Outstanding	\$ -	\$ -
Reserve for Interest on Warrants	\$ -	\$ -
Reserves From Schedule 8	\$ 262,998.00	\$ -
<b>TOTAL LIABILITIES AND RESERVE</b>	<b>\$ 262,998.00</b>	<b>\$ -</b>
<b>DEFICIT:</b>	<b>\$ -</b>	<b>\$ -</b>
<b>CASH BALANCE FORWARD TO NEXT YEAR</b>	<b>\$ 634,576.02</b>	<b>\$ 46,500.00</b>

## Schedule 9: County Bridge And Road Improvement Fund Summary of Expenses

Total for Expenses	Net Appropriations July 1, 2022	Warrants Issued	Reserves	Approved by County Excise
1100 Total Salaries	\$ -	\$ -	\$ -	\$ -
1200 Fringe Benefits	\$ -	\$ -	\$ -	\$ -
1300 Travel Related	\$ -	\$ -	\$ -	\$ -
2000 Total Maintenance & Operations	\$ 914,857.64	\$ 17,283.62	\$ 262,998.00	\$ 634,576.02
4100 Total Machinery & Equipment, Capital Outlay	\$ -	\$ -	\$ -	\$ -
All Other Expenses	\$ -	\$ -	\$ -	\$ -
<b>TOTAL EXPENDITURES 2021-22 FISCAL YEAR</b>	<b>\$ 914,857.64</b>	<b>\$ 17,283.62</b>	<b>\$ 262,998.00</b>	<b>\$ 634,576.02</b>



ASSESSOR REVOLVING FEE COVERING THE PERIOD 7/1/2021 TO 6/30/2022  
ESTIMATE OF NEEDS FOR 2022-2023

Page 31

I-1204

ASSESSOR REVOLVING FEE

Schedule I: Current Balance Sheet - June 30, 2022	
<b>ASSETS:</b>	
Cash Balances	\$ 13,230.08
Investments	\$ -
<b>TOTAL ASSETS</b>	<b>\$ 13,230.08</b>
<b>LIABILITIES AND RESERVES:</b>	
Warrants Outstanding	\$ -
Reserve for Interest on Warrants	\$ -
Reserves From Schedule 3	\$ -
<b>TOTAL LIABILITIES AND RESERVES</b>	<b>\$ -</b>
<b>CASH FUND BALANCE JUNE 30, 2022</b>	<b>\$ 13,230.08</b>
<b>TOTAL LIABILITIES, RESERVES AND CASH FUND BALANCE</b>	<b>\$ 13,230.08</b>

Schedule 5: Assessor Revolving Fee Fund Balance Sheet of Current and All Prior Years		
CURRENT AND ALL PRIOR YEARS	2021-22	PRE-2021
Cash Balance Reported to Excise Board June 30, 2021	\$ -	\$ 16,926.16
Opening Balance from Prior Year	\$ 16,926.16	\$ 16,926.16
Cash Fund Balance Transferred Out	\$ -	\$ -
Cash Fund Balance Transferred In	\$ -	\$ -
Adjusted Cash Balance	\$ 16,926.16	\$ -
Ad Valorem Tax Apportioned To Year In Caption	\$ -	\$ -
Sources of Revenue		
9000 Interest, Mortgage Tax	\$ -	\$ -
9100 Local Revenues	\$ 1,606.00	\$ 1,890.00
9200 State Revenues	\$ -	\$ -
9300 Federal Revenues	\$ -	\$ -
9400 Miscellaneous Revenues	\$ -	\$ -
9500 Special Assessments	\$ -	\$ -
9600 Other Revenues	\$ -	\$ -
9700 School Revenues	\$ -	\$ -
All Other Non-Tax Revenues	\$ -	\$ -
Sales Tax and Sales Tax Interest	\$ -	\$ -
Cash Fund Balance Forward From Preceding Year	\$ -	\$ -
Prior Expenditures Recovered	\$ -	\$ -
<b>TOTAL RECEIPTS</b>	<b>\$ 1,606.00</b>	<b>\$ -</b>
<b>TOTAL RECEIPTS AND BALANCE</b>	<b>\$ 18,532.16</b>	<b>\$ -</b>
Warrants of Year in Caption	\$ 5,302.08	\$ -
Interest Paid Thereon	\$ -	\$ -
<b>TOTAL DISBURSEMENTS</b>	<b>\$ 5,302.08</b>	<b>\$ -</b>
<b>CASH BALANCE JUNE 30, 2022</b>	<b>\$ 13,230.08</b>	<b>\$ -</b>
Reserve for Warrants Outstanding	\$ -	\$ -
Reserve for Interest on Warrants	\$ -	\$ -
Reserves From Schedule 8	\$ -	\$ -
<b>TOTAL LIABILITIES AND RESERVE</b>	<b>\$ -</b>	<b>\$ -</b>
<b>DEFICIT:</b>	<b>\$ -</b>	<b>\$ -</b>
<b>CASH BALANCE FORWARD TO NEXT YEAR</b>	<b>\$ 13,230.08</b>	<b>\$ -</b>

Schedule 9: Assessor Revolving Fee Fund Summary of Expenses				
Total for Expenses	Net Appropriations July 1, 2022	Warrants Issued	Reserves	Approved by County Excise
1100 Total Salaries	\$ -	\$ -	\$ -	\$ -
1200 Fringe Benefits	\$ -	\$ -	\$ -	\$ -
1300 Travel Related	\$ -	\$ -	\$ -	\$ -
2000 Total Maintenance & Operations	\$ 18,532.16	\$ 5,302.08	\$ -	\$ 13,230.08
4100 Total Machinery & Equipment, Capital Outlay	\$ -	\$ -	\$ -	\$ -
All Other Expenses	\$ -	\$ -	\$ -	\$ -
<b>TOTAL EXPENDITURES 2021-22 FISCAL YEAR</b>	<b>\$ 18,532.16</b>	<b>\$ 5,302.08</b>	<b>\$ -</b>	<b>\$ 13,230.08</b>

COUNTY CLERK LIEN FEE COVERING THE PERIOD 7/1/2021 TO 6/30/2022  
ESTIMATE OF NEEDS FOR 2022-2023

## COUNTY CLERK LIEN FEE

I-1208

## Schedule 1: Current Balance Sheet - June 30, 2022

<b>ASSETS:</b>	
Cash Balances	\$ 27,476.83
Investments	\$ -
<b>TOTAL ASSETS</b>	<b>\$ 27,476.83</b>
<b>LIABILITIES AND RESERVES:</b>	
Warrants Outstanding	\$ -
Reserve for Interest on Warrants	\$ -
Reserves From Schedule 3	\$ -
<b>TOTAL LIABILITIES AND RESERVES</b>	<b>\$ -</b>
<b>CASH FUND BALANCE JUNE 30, 2022</b>	<b>\$ 27,476.83</b>
<b>TOTAL LIABILITIES, RESERVES AND CASH FUND BALANCE</b>	<b>\$ 27,476.83</b>

## Schedule 5: County Clerk Lien Fee Fund Balance Sheet of Current and All Prior Years

CURRENT AND ALL PRIOR YEARS	2021-22	PRE-2021
Cash Balance Reported to Excise Board June 30, 2021	\$ -	\$ 23,287.06
Opening Balance from Prior Year	\$ 22,931.78	\$ 22,931.78
Cash Fund Balance Transferred Out	\$ -	\$ -
Cash Fund Balance Transferred In	\$ -	\$ -
Adjusted Cash Balance	\$ 22,931.78	\$ 355.28
Ad Valorem Tax Apportioned To Year In Caption	\$ -	\$ -
Sources of Revenue		
9000 Interest, Mortgage Tax	\$ -	\$ -
9100 Local Revenues	\$ 9,933.85	\$ 8,540.35
9200 State Revenues	\$ -	\$ -
9300 Federal Revenues	\$ -	\$ -
9400 Miscellaneous Revenues	\$ -	\$ -
9500 Special Assessments	\$ -	\$ -
9600 Other Revenues	\$ -	\$ -
9700 School Revenues	\$ -	\$ -
All Other Non-Tax Revenues	\$ -	\$ -
Sales Tax and Sales Tax Interest	\$ -	\$ -
Cash Fund Balance Forward From Preceding Year	\$ 39.00	\$ -
Prior Expenditures Recovered	\$ -	\$ -
<b>TOTAL RECEIPTS</b>	<b>\$ 9,972.85</b>	<b>\$ -</b>
<b>TOTAL RECEIPTS AND BALANCE</b>	<b>\$ 32,904.63</b>	<b>\$ 355.28</b>
Warrants of Year in Caption	\$ 5,427.80	\$ 316.28
Interest Paid Thereon	\$ -	\$ -
<b>TOTAL DISBURSEMENTS</b>	<b>\$ 5,427.80</b>	<b>\$ 316.28</b>
<b>CASH BALANCE JUNE 30, 2022</b>	<b>\$ 27,476.83</b>	<b>\$ 39.00</b>
Reserve for Warrants Outstanding	\$ -	\$ -
Reserve for Interest on Warrants	\$ -	\$ -
Reserves From Schedule 8	\$ -	\$ -
<b>TOTAL LIABILITIES AND RESERVE</b>	<b>\$ -</b>	<b>\$ -</b>
<b>DEFICIT:</b>	<b>\$ -</b>	<b>\$ -</b>
<b>CASH BALANCE FORWARD TO NEXT YEAR</b>	<b>\$ 27,476.83</b>	<b>\$ 39.00</b>

## Schedule 9: County Clerk Lien Fee Fund Summary of Expenses

Total for Expenses	Net Appropriations July 1, 2022	Warrants Issued	Reserves	Approved by County Excise
1100 Total Salaries	\$ 6,124.92	\$ -	\$ -	\$ 6,124.92
1200 Fringe Benefits	\$ -	\$ -	\$ -	\$ -
1300 Travel Related	\$ 16,352.11	\$ 5,427.80	\$ -	\$ 10,924.31
2000 Total Maintenance & Operations	\$ 10,427.60	\$ -	\$ -	\$ 10,466.60
4100 Total Machinery & Equipment, Capital Outlay	\$ -	\$ -	\$ -	\$ -
All Other Expenses	\$ -	\$ -	\$ -	\$ -
<b>TOTAL EXPENDITURES 2021-22 FISCAL YEAR</b>	<b>\$ 32,904.63</b>	<b>\$ 5,427.80</b>	<b>\$ -</b>	<b>\$ 27,515.83</b>

I-1209

ESTIMATE OF NEEDS FOR 2022-2023

COUNTY CLERK RECORDS MANAGEMENT AND PRESERVATION

Schedule 1: Current Balance Sheet - June 30, 2022	
<b>ASSETS:</b>	
Cash Balances	\$ 161,994.41
Investments	\$ -
<b>TOTAL ASSETS</b>	\$ 161,994.41
<b>LIABILITIES AND RESERVES:</b>	
Warrants Outstanding	\$ -
Reserve for Interest on Warrants	\$ -
Reserves From Schedule 3	\$ 2,404.99
<b>TOTAL LIABILITIES AND RESERVES</b>	\$ 2,404.99
<b>CASH FUND BALANCE JUNE 30, 2022</b>	\$ 159,589.42
<b>TOTAL LIABILITIES, RESERVES AND CASH FUND BALANCE</b>	\$ 161,994.41

Schedule 5: County Clerk Records Management And Preservation Fund Balance Sheet of Current and All Prior Years		
<b>CURRENT AND ALL PRIOR YEARS</b>	<b>2021-22</b>	<b>PRE-2021</b>
Cash Balance Reported to Excise Board June 30, 2021	\$ -	\$ 106,329.17
Opening Balance from Prior Year	\$ 106,329.17	\$ 106,329.17
Cash Fund Balance Transferred Out	\$ -	\$ -
Cash Fund Balance Transferred In	\$ -	\$ -
Adjusted Cash Balance	\$ 106,329.17	\$ -
Ad Valorem Tax Apportioned To Year In Caption	\$ -	\$ -
Sources of Revenue		
9000 Interest, Mortgage Tax	\$ -	\$ -
9100 Local Revenues	\$ 66,766.59	\$ 62,423.00
9200 State Revenues	\$ -	\$ -
9300 Federal Revenues	\$ -	\$ -
9400 Miscellaneous Revenues	\$ -	\$ -
9500 Special Assessments	\$ -	\$ -
9600 Other Revenues	\$ -	\$ -
9700 School Revenues	\$ -	\$ -
All Other Non-Tax Revenues	\$ -	\$ -
Sales Tax and Sales Tax Interest	\$ -	\$ -
Cash Fund Balance Forward From Preceding Year	\$ -	\$ -
Prior Expenditures Recovered	\$ -	\$ -
<b>TOTAL RECEIPTS</b>	\$ 66,766.59	\$ -
<b>TOTAL RECEIPTS AND BALANCE</b>	\$ 173,095.76	\$ -
Warrants of Year in Caption	\$ 11,101.35	\$ -
Interest Paid Thereon	\$ -	\$ -
<b>TOTAL DISBURSEMENTS</b>	\$ 11,101.35	\$ -
<b>CASH BALANCE JUNE 30, 2022</b>	\$ 161,994.41	\$ -
Reserve for Warrants Outstanding	\$ -	\$ -
Reserve for Interest on Warrants	\$ -	\$ -
Reserves From Schedule 8	\$ 2,404.99	\$ -
<b>TOTAL LIABILITIES AND RESERVE</b>	\$ 2,404.99	\$ -
<b>DEFICIT:</b>	\$ -	\$ -
<b>CASH BALANCE FORWARD TO NEXT YEAR</b>	\$ 159,589.42	\$ -

Schedule 9: County Clerk Records Management And Preservation Fund Summary of Expenses				
Total for Expenses	Net Appropriations July 1, 2022	Warrants Issued	Reserves	Approved by County Excise
1100 Total Salaries	\$ 24,175.03	\$ -	\$ -	\$ 24,175.03
1200 Fringe Benefits	\$ -	\$ -	\$ -	\$ -
1300 Travel Related	\$ -	\$ -	\$ -	\$ -
2000 Total Maintenance & Operations	\$ 148,920.73	\$ 11,101.35	\$ 2,404.99	\$ 135,414.39
4100 Total Machinery & Equipment, Capital Outlay	\$ -	\$ -	\$ -	\$ -
All Other Expenses	\$ -	\$ -	\$ -	\$ -
<b>TOTAL EXPENDITURES 2021-22 FISCAL YEAR</b>	\$ 173,095.76	\$ 11,101.35	\$ 2,404.99	\$ 159,589.42

EMERGENCY MANAGEMENT COVERING THE PERIOD 7/1/2021 TO 6/30/2022  
ESTIMATE OF NEEDS FOR 2022-2023

I-1212

EMERGENCY MANAGEMENT

## Schedule 1: Current Balance Sheet - June 30, 2022

<b>ASSETS:</b>	
Cash Balances	\$ 30,898.11
Investments	\$ -
<b>TOTAL ASSETS</b>	<b>\$ 30,898.11</b>
<b>LIABILITIES AND RESERVES:</b>	
Warrants Outstanding	\$ -
Reserve for Interest on Warrants	\$ -
Reserves From Schedule 3	\$ -
<b>TOTAL LIABILITIES AND RESERVES</b>	<b>\$ -</b>
<b>CASH FUND BALANCE JUNE 30, 2022</b>	<b>\$ 30,898.11</b>
<b>TOTAL LIABILITIES, RESERVES AND CASH FUND BALANCE</b>	<b>\$ 30,898.11</b>

## Schedule 5: Emergency Management Fund Balance Sheet of Current and All Prior Years

CURRENT AND ALL PRIOR YEARS	2021-22	PRE-2021
Cash Balance Reported to Excise Board June 30, 2021	\$ -	\$ 31,501.75
Opening Balance from Prior Year	\$ 31,501.75	\$ 31,501.75
Cash Fund Balance Transferred Out	\$ -	\$ -
Cash Fund Balance Transferred In	\$ -	\$ -
<b>Adjusted Cash Balance</b>	<b>\$ 31,501.75</b>	<b>\$ -</b>
Ad Valorem Tax Apportioned To Year In Caption	\$ -	\$ -
<b>Sources of Revenue</b>		
9000 Interest, Mortgage Tax	\$ -	\$ -
9100 Local Revenues	\$ -	\$ -
9200 State Revenues	\$ -	\$ -
9300 Federal Revenues	\$ -	\$ -
9400 Miscellaneous Revenues	\$ -	\$ 11,556.10
9500 Special Assessments	\$ -	\$ -
9600 Other Revenues	\$ -	\$ -
9700 School Revenues	\$ -	\$ -
All Other Non-Tax Revenues	\$ -	\$ -
Sales Tax and Sales Tax Interest	\$ -	\$ -
Cash Fund Balance Forward From Preceding Year	\$ -	\$ -
Prior Expenditures Recovered	\$ -	\$ -
<b>TOTAL RECEIPTS</b>	<b>\$ -</b>	<b>\$ -</b>
<b>TOTAL RECEIPTS AND BALANCE</b>	<b>\$ 31,501.75</b>	<b>\$ -</b>
Warrants of Year in Caption	\$ 603.64	\$ -
Interest Paid Thereon	\$ -	\$ -
<b>TOTAL DISBURSEMENTS</b>	<b>\$ 603.64</b>	<b>\$ -</b>
<b>CASH BALANCE JUNE 30, 2022</b>	<b>\$ 30,898.11</b>	<b>\$ -</b>
Reserve for Warrants Outstanding	\$ -	\$ -
Reserve for Interest on Warrants	\$ -	\$ -
Reserves From Schedule 8	\$ -	\$ -
<b>TOTAL LIABILITIES AND RESERVE</b>	<b>\$ -</b>	<b>\$ -</b>
<b>DEFICIT:</b>	<b>\$ -</b>	<b>\$ -</b>
<b>CASH BALANCE FORWARD TO NEXT YEAR</b>	<b>\$ 30,898.11</b>	<b>\$ -</b>

## Schedule 9: Emergency Management Fund Summary of Expenses

Total for Expenses	Net Appropriations July 1, 2022	Warrants Issued	Reserves	Approved by County Excise
1100 Total Salaries	\$ -	\$ -	\$ -	\$ -
1200 Fringe Benefits	\$ -	\$ -	\$ -	\$ -
1300 Travel Related	\$ -	\$ -	\$ -	\$ -
2000 Total Maintenance & Operations	\$ 31,501.75	\$ 603.64	\$ -	\$ 30,898.11
4100 Total Machinery & Equipment, Capital Outlay	\$ -	\$ -	\$ -	\$ -
All Other Expenses	\$ -	\$ -	\$ -	\$ -
<b>TOTAL EXPENDITURES 2021-22 FISCAL YEAR</b>	<b>\$ 31,501.75</b>	<b>\$ 603.64</b>	<b>\$ -</b>	<b>\$ 30,898.11</b>

LOCAL EMERGENCY PLANNING COMMITTEE COVERING THE PERIOD 7/1/2021 TO 6/30/2022  
ESTIMATE OF NEEDS FOR 2022-2023

Page 35

I-1218

LOCAL EMERGENCY PLANNING COMMITTEE

Schedule 1: Current Balance Sheet - June 30, 2022	
<b>ASSETS:</b>	
Cash Balances	
Investments	\$ 5,820.00
<b>TOTAL ASSETS</b>	\$ -
<b>LIABILITIES AND RESERVES:</b>	\$ 5,820.00
Warrants Outstanding	\$ -
Reserve for Interest on Warrants	\$ -
Reserves From Schedule 3	\$ -
<b>TOTAL LIABILITIES AND RESERVES</b>	\$ -
<b>CASH FUND BALANCE JUNE 30, 2022</b>	\$ 5,820.00
<b>TOTAL LIABILITIES, RESERVES AND CASH FUND BALANCE</b>	\$ 5,820.00

Schedule 5: Local Emergency Planning Committee Fund Balance Sheet of Current and All Prior Years		
CURRENT AND ALL PRIOR YEARS	2021-22	PRE-2021
Cash Balance Reported to Excise Board June 30, 2021	\$ -	\$ 5,820.00
Opening Balance from Prior Year	\$ 5,820.00	\$ 5,820.00
Cash Fund Balance Transferred Out	\$ -	\$ -
Cash Fund Balance Transferred In	\$ -	\$ -
Adjusted Cash Balance	\$ 5,820.00	\$ -
Ad Valorem Tax Apportioned To Year In Caption	\$ -	\$ -
Sources of Revenue		
9000 Interest, Mortgage Tax	\$ -	\$ -
9100 Local Revenues	\$ -	\$ 2,000.00
9200 State Revenues	\$ -	\$ -
9300 Federal Revenues	\$ -	\$ -
9400 Miscellaneous Revenues	\$ -	\$ -
9500 Special Assessments	\$ -	\$ -
9600 Other Revenues	\$ -	\$ -
9700 School Revenues	\$ -	\$ -
All Other Non-Tax Revenues	\$ -	\$ -
Sales Tax and Sales Tax Interest	\$ -	\$ -
Cash Fund Balance Forward From Preceding Year	\$ -	\$ -
Prior Expenditures Recovered	\$ -	\$ -
<b>TOTAL RECEIPTS</b>	\$ -	\$ -
<b>TOTAL RECEIPTS AND BALANCE</b>	\$ 5,820.00	\$ -
Warrants of Year in Caption	\$ -	\$ -
Interest Paid Thereon	\$ -	\$ -
<b>TOTAL DISBURSEMENTS</b>	\$ -	\$ -
<b>CASH BALANCE JUNE 30, 2022</b>	\$ 5,820.00	\$ -
Reserve for Warrants Outstanding	\$ -	\$ -
Reserve for Interest on Warrants	\$ -	\$ -
Reserves From Schedule 8	\$ -	\$ -
<b>TOTAL LIABILITIES AND RESERVE</b>	\$ -	\$ -
<b>DEFICIT:</b>	\$ -	\$ -
<b>CASH BALANCE FORWARD TO NEXT YEAR</b>	\$ 5,820.00	\$ -

Schedule 9: Local Emergency Planning Committee Fund Summary of Expenses				
Total for Expenses	Net Appropriations July 1, 2022	Warrants Issued	Reserves	Approved by County Excise
1100 Total Salaries	\$ -	\$ -	\$ -	\$ -
1200 Fringe Benefits	\$ -	\$ -	\$ -	\$ -
1300 Travel Related	\$ -	\$ -	\$ -	\$ -
2000 Total Maintenance & Operations	\$ 5,820.00	\$ -	\$ -	\$ 5,820.00
4100 Total Machinery & Equipment, Capital Outlay	\$ -	\$ -	\$ -	\$ -
All Other Expenses	\$ -	\$ -	\$ -	\$ -
<b>TOTAL EXPENDITURES 2021-22 FISCAL YEAR</b>	\$ 5,820.00	\$ -	\$ -	\$ 5,820.00



RESALE PROPERTY COVERING THE PERIOD 7/1/2021 TO 6/30/2022  
ESTIMATE OF NEEDS FOR 2022-2023

I-1220

RESALE PROPERTY

Schedule 1: Current Balance Sheet - June 30, 2022	
<b>ASSETS:</b>	
Cash Balances	\$ 557,397.76
Investments	\$ -
<b>TOTAL ASSETS</b>	<b>\$ 557,397.76</b>
<b>LIABILITIES AND RESERVES:</b>	
Warrants Outstanding	\$ 13,387.64
Reserve for Interest on Warrants	\$ -
Reserves From Schedule 3	\$ -
<b>TOTAL LIABILITIES AND RESERVES</b>	<b>\$ 13,387.64</b>
<b>CASH FUND BALANCE JUNE 30, 2022</b>	<b>\$ 544,010.12</b>
<b>TOTAL LIABILITIES, RESERVES AND CASH FUND BALANCE</b>	<b>\$ 557,397.76</b>

Schedule 5: Resale Property Fund Balance Sheet of Current and All Prior Years		
CURRENT AND ALL PRIOR YEARS	2021-22	PRE-2021
Cash Balance Reported to Excise Board June 30, 2021	\$ -	\$ 543,833.91
Opening Balance from Prior Year	\$ 530,730.20	\$ 530,730.20
Cash Fund Balance Transferred Out	\$ 2,527.44	\$ -
Cash Fund Balance Transferred In	\$ -	\$ -
Adjusted Cash Balance	\$ 528,202.76	\$ 13,103.71
Ad Valorem Tax Apportioned To Year In Caption	\$ -	\$ -
Sources of Revenue		
9000 Interest, Mortgage Tax	\$ 62.93	\$ 801.93
9100 Local Revenues	\$ 298,139.61	\$ 285,112.88
9200 State Revenues	\$ -	\$ -
9300 Federal Revenues	\$ 281.25	\$ -
9400 Miscellaneous Revenues	\$ 7,556.90	\$ 2,890.00
9500 Special Assessments	\$ 17,395.68	\$ 22,349.02
9600 Other Revenues	\$ -	\$ -
9700 School Revenues	\$ -	\$ -
All Other Non-Tax Revenues	\$ -	\$ -
Sales Tax and Sales Tax Interest	\$ -	\$ -
Cash Fund Balance Forward From Preceding Year	\$ 0.00	\$ -
Prior Expenditures Recovered	\$ -	\$ -
<b>TOTAL RECEIPTS</b>	<b>\$ 323,436.37</b>	<b>\$ -</b>
<b>TOTAL RECEIPTS AND BALANCE</b>	<b>\$ 851,639.13</b>	<b>\$ 13,103.71</b>
Warrants of Year in Caption	\$ 294,241.37	\$ 13,103.71
Interest Paid Thereon	\$ -	\$ -
<b>TOTAL DISBURSEMENTS</b>	<b>\$ 294,241.37</b>	<b>\$ 13,103.71</b>
<b>CASH BALANCE JUNE 30, 2022</b>	<b>\$ 557,397.76</b>	<b>\$ 0.00</b>
Reserve for Warrants Outstanding	\$ 13,387.64	\$ -
Reserve for Interest on Warrants	\$ -	\$ -
Reserves From Schedule 8	\$ -	\$ -
<b>TOTAL LIABILITIES AND RESERVE</b>	<b>\$ 13,387.64</b>	<b>\$ -</b>
<b>DEFICIT:</b>	<b>\$ -</b>	<b>\$ -</b>
<b>CASH BALANCE FORWARD TO NEXT YEAR</b>	<b>\$ 544,010.12</b>	<b>\$ 0.00</b>

Schedule 9: Resale Property Fund Summary of Expenses				
Total for Expenses	Net Appropriations July 1, 2022	Warrants Issued	Reserves	Approved by County Excise
1100 Total Salaries	\$ 176,787.75	\$ 117,356.42	\$ -	\$ 59,431.33
1200 Fringe Benefits	\$ -	\$ -	\$ -	\$ -
1300 Travel Related	\$ 31,083.90	\$ 6,425.39	\$ -	\$ 24,658.51
2000 Total Maintenance & Operations	\$ 614,881.47	\$ 183,847.20	\$ -	\$ 431,034.27
4100 Total Machinery & Equipment, Capital Outlay	\$ 33,298.67	\$ -	\$ -	\$ 33,298.67
All Other Expenses	\$ -	\$ -	\$ -	\$ -
<b>TOTAL EXPENDITURES 2021-22 FISCAL YEAR</b>	<b>\$ 856,051.79</b>	<b>\$ 307,629.01</b>	<b>\$ -</b>	<b>\$ 548,422.78</b>

REWARD FUND COVERING THE PERIOD 7/1/2021 TO 6/30/2022  
ESTIMATE OF NEEDS FOR 2022-2023

Page 37

I-1221

REWARD FUND

Schedule 1: Current Balance Sheet - June 30, 2022	
<b>ASSETS:</b>	
Cash Balances	\$ 1,447.20
Investments	\$ -
<b>TOTAL ASSETS</b>	<b>\$ 1,447.20</b>
<b>LIABILITIES AND RESERVES:</b>	
Warrants Outstanding	\$ -
Reserve for Interest on Warrants	\$ -
Reserves From Schedule 3	\$ -
<b>TOTAL LIABILITIES AND RESERVES</b>	<b>\$ -</b>
<b>CASH FUND BALANCE JUNE 30, 2022</b>	<b>\$ 1,447.20</b>
<b>TOTAL LIABILITIES, RESERVES AND CASH FUND BALANCE</b>	<b>\$ 1,447.20</b>

Schedule 5: Reward Fund Fund Balance Sheet of Current and All Prior Years		
CURRENT AND ALL PRIOR YEARS	2021-22	PRE-2021
Cash Balance Reported to Excise Board June 30, 2021	\$ -	\$ 1,377.96
Opening Balance from Prior Year	\$ 1,377.96	\$ 1,377.96
Cash Fund Balance Transferred Out	\$ -	\$ -
Cash Fund Balance Transferred In	\$ -	\$ -
Adjusted Cash Balance	\$ 1,377.96	\$ -
Ad Valorem Tax Apportioned To Year In Caption	\$ -	\$ -
Sources of Revenue		
9000 Interest, Mortgage Tax	\$ -	\$ -
9100 Local Revenues	\$ 69.24	\$ 7.58
9200 State Revenues	\$ -	\$ -
9300 Federal Revenues	\$ -	\$ -
9400 Miscellaneous Revenues	\$ -	\$ -
9500 Special Assessments	\$ -	\$ -
9600 Other Revenues	\$ -	\$ -
9700 School Revenues	\$ -	\$ -
All Other Non-Tax Revenues	\$ -	\$ -
Sales Tax and Sales Tax Interest	\$ -	\$ -
Cash Fund Balance Forward From Preceding Year	\$ -	\$ -
Prior Expenditures Recovered	\$ -	\$ -
<b>TOTAL RECEIPTS</b>	<b>\$ 69.24</b>	<b>\$ -</b>
<b>TOTAL RECEIPTS AND BALANCE</b>	<b>\$ 1,447.20</b>	<b>\$ -</b>
Warrants of Year in Caption	\$ -	\$ -
Interest Paid Thereon	\$ -	\$ -
<b>TOTAL DISBURSEMENTS</b>	<b>\$ -</b>	<b>\$ -</b>
<b>CASH BALANCE JUNE 30, 2022</b>	<b>\$ 1,447.20</b>	<b>\$ -</b>
Reserve for Warrants Outstanding	\$ -	\$ -
Reserve for Interest on Warrants	\$ -	\$ -
Reserves From Schedule 8	\$ -	\$ -
<b>TOTAL LIABILITIES AND RESERVE</b>	<b>\$ -</b>	<b>\$ -</b>
<b>DEFICIT:</b>	<b>\$ -</b>	<b>\$ -</b>
<b>CASH BALANCE FORWARD TO NEXT YEAR</b>	<b>\$ 1,447.20</b>	<b>\$ -</b>

Schedule 9: Reward Fund Fund Summary of Expenses				
Total for Expenses	Net Appropriations July 1, 2022	Warrants Issued	Reserves	Approved by County Excise
1100 Total Salaries	\$ -	\$ -	\$ -	\$ -
1200 Fringe Benefits	\$ -	\$ -	\$ -	\$ -
1300 Travel Related	\$ -	\$ -	\$ -	\$ -
2000 Total Maintenance & Operations	\$ 1,447.20	\$ -	\$ -	\$ 1,447.20
4100 Total Machinery & Equipment, Capital Outlay	\$ -	\$ -	\$ -	\$ -
All Other Expenses	\$ -	\$ -	\$ -	\$ -
<b>TOTAL EXPENDITURES 2021-22 FISCAL YEAR</b>	<b>\$ 1,447.20</b>	<b>\$ -</b>	<b>\$ -</b>	<b>\$ 1,447.20</b>

SHERIFF COMMISSARY COVERING THE PERIOD 7/1/2021 TO 6/30/2022  
ESTIMATE OF NEEDS FOR 2022-2023

I-1223

SHERIFF COMMISSARY

Schedule 1: Current Balance Sheet - June 30, 2022	
<b>ASSETS:</b>	
Cash Balances	\$ 40,788.94
Investments	\$ -
<b>TOTAL ASSETS</b>	<b>\$ 40,788.94</b>
<b>LIABILITIES AND RESERVES:</b>	
Warrants Outstanding	\$ 11,750.44
Reserve for Interest on Warrants	\$ -
Reserves From Schedule 3	\$ 5,850.00
<b>TOTAL LIABILITIES AND RESERVES</b>	<b>\$ 17,600.44</b>
<b>CASH FUND BALANCE JUNE 30, 2022</b>	<b>\$ 23,188.50</b>
<b>TOTAL LIABILITIES, RESERVES AND CASH FUND BALANCE</b>	<b>\$ 40,788.94</b>

Schedule 5: Sheriff Commissary Fund Balance Sheet of Current and All Prior Years		
CURRENT AND ALL PRIOR YEARS	2021-22	PRE-2021
Cash Balance Reported to Excise Board June 30, 2021	\$ -	\$ 26,770.55
Opening Balance from Prior Year	\$ 23,987.31	\$ 23,987.31
Cash Fund Balance Transferred Out	\$ -	\$ -
Cash Fund Balance Transferred In	\$ -	\$ -
Adjusted Cash Balance	\$ 23,987.31	\$ 2,783.24
Ad Valorem Tax Apportioned To Year In Caption	\$ -	\$ -
Sources of Revenue		
9000 Interest, Mortgage Tax	\$ -	\$ -
9100 Local Revenues	\$ 133,712.67	\$ 102,410.22
9200 State Revenues	\$ -	\$ -
9300 Federal Revenues	\$ -	\$ 2,500.00
9400 Miscellaneous Revenues	\$ -	\$ -
9500 Special Assessments	\$ -	\$ -
9600 Other Revenues	\$ -	\$ -
9700 School Revenues	\$ -	\$ -
All Other Non-Tax Revenues	\$ -	\$ -
Sales Tax and Sales Tax Interest	\$ -	\$ -
Cash Fund Balance Forward From Preceding Year	\$ -	\$ -
Prior Expenditures Recovered	\$ -	\$ -
<b>TOTAL RECEIPTS</b>	<b>\$ 133,712.67</b>	<b>\$ -</b>
<b>TOTAL RECEIPTS AND BALANCE</b>	<b>\$ 157,699.98</b>	<b>\$ 2,783.24</b>
Warrants of Year in Caption	\$ 116,911.04	\$ 2,783.24
Interest Paid Thereon	\$ -	\$ -
<b>TOTAL DISBURSEMENTS</b>	<b>\$ 116,911.04</b>	<b>\$ 2,783.24</b>
<b>CASH BALANCE JUNE 30, 2022</b>	<b>\$ 40,788.94</b>	<b>\$ -</b>
Reserve for Warrants Outstanding	\$ 11,750.44	\$ -
Reserve for Interest on Warrants	\$ -	\$ -
Reserves From Schedule 8	\$ 5,850.00	\$ -
<b>TOTAL LIABILITIES AND RESERVE</b>	<b>\$ 17,600.44</b>	<b>\$ -</b>
<b>DEFICIT:</b>	<b>\$ -</b>	<b>\$ -</b>
<b>CASH BALANCE FORWARD TO NEXT YEAR</b>	<b>\$ 23,188.50</b>	<b>\$ -</b>

Schedule 9: Sheriff Commissary Fund Summary of Expenses				
Total for Expenses	Net Appropriations July 1, 2022	Warrants Issued	Reserves	Approved by County Excise
1100 Total Salaries	\$ -	\$ -	\$ -	\$ -
1200 Fringe Benefits	\$ -	\$ -	\$ -	\$ -
1300 Travel Related	\$ -	\$ -	\$ -	\$ -
2000 Total Maintenance & Operations	\$ 162,348.73	\$ 128,661.48	\$ 5,850.00	\$ 27,837.25
4100 Total Machinery & Equipment, Capital Outlay	\$ -	\$ -	\$ -	\$ -
All Other Expenses	\$ -	\$ -	\$ -	\$ -
<b>TOTAL EXPENDITURES 2021-22 FISCAL YEAR</b>	<b>\$ 162,348.73</b>	<b>\$ 128,661.48</b>	<b>\$ 5,850.00</b>	<b>\$ 27,837.25</b>

SHERIFF FORFEITURE COVERING THE PERIOD 7/1/2021 TO 6/30/2022  
ESTIMATE OF NEEDS FOR 2022-2023

Page 39

I-1225

SHERIFF FORFEITURE

Schedule 1: Current Balance Sheet - June 30, 2022	
<b>ASSETS:</b>	
Cash Balances	\$ 2,733.60
Investments	\$ -
<b>TOTAL ASSETS</b>	<b>\$ 2,733.60</b>
<b>LIABILITIES AND RESERVES:</b>	
Warrants Outstanding	\$ -
Reserve for Interest on Warrants	\$ -
Reserves From Schedule 3	\$ -
<b>TOTAL LIABILITIES AND RESERVES</b>	<b>\$ -</b>
<b>CASH FUND BALANCE JUNE 30, 2022</b>	<b>\$ 2,733.60</b>
<b>TOTAL LIABILITIES, RESERVES AND CASH FUND BALANCE</b>	<b>\$ 2,733.60</b>

Schedule 5: Sheriff Forfeiture Fund Balance Sheet of Current and All Prior Years		
CURRENT AND ALL PRIOR YEARS	2021-22	PRE-2021
Cash Balance Reported to Excise Board June 30, 2021	\$ -	\$ 3,192.08
Opening Balance from Prior Year	\$ 2,642.08	\$ 2,642.08
Cash Fund Balance Transferred Out	\$ -	\$ -
Cash Fund Balance Transferred In	\$ -	\$ -
Adjusted Cash Balance	\$ 2,642.08	\$ 550.00
Ad Valorem Tax Apportioned To Year In Caption	\$ -	\$ -
Sources of Revenue		
9000 Interest, Mortgage Tax	\$ -	\$ -
9100 Local Revenues	\$ -	\$ -
9200 State Revenues	\$ -	\$ -
9300 Federal Revenues	\$ -	\$ -
9400 Miscellaneous Revenues	\$ -	\$ -
9500 Special Assessments	\$ -	\$ -
9600 Other Revenues	\$ -	\$ -
9700 School Revenues	\$ -	\$ -
All Other Non-Tax Revenues	\$ -	\$ -
Sales Tax and Sales Tax Interest	\$ -	\$ -
Cash Fund Balance Forward From Preceding Year	\$ 91.52	\$ -
Prior Expenditures Recovered	\$ -	\$ -
<b>TOTAL RECEIPTS</b>	<b>\$ 91.52</b>	<b>\$ -</b>
<b>TOTAL RECEIPTS AND BALANCE</b>	<b>\$ 2,733.60</b>	<b>\$ 550.00</b>
Warrants of Year in Caption	\$ -	\$ 458.48
Interest Paid Thereon	\$ -	\$ -
<b>TOTAL DISBURSEMENTS</b>	<b>\$ -</b>	<b>\$ 458.48</b>
<b>CASH BALANCE JUNE 30, 2022</b>	<b>\$ 2,733.60</b>	<b>\$ 91.52</b>
Reserve for Warrants Outstanding	\$ -	\$ -
Reserve for Interest on Warrants	\$ -	\$ -
Reserves From Schedule 8	\$ -	\$ -
<b>TOTAL LIABILITIES AND RESERVE</b>	<b>\$ -</b>	<b>\$ -</b>
<b>DEFICIT:</b>	<b>\$ -</b>	<b>\$ -</b>
<b>CASH BALANCE FORWARD TO NEXT YEAR</b>	<b>\$ 2,733.60</b>	<b>\$ 91.52</b>

Schedule 9: Sheriff Forfeiture Fund Summary of Expenses				
Total for Expenses	Net Appropriations July 1, 2022	Warrants Issued	Reserves	Approved by County Excise
1100 Total Salaries	\$ -	\$ -	\$ -	\$ -
1200 Fringe Benefits	\$ -	\$ -	\$ -	\$ -
1300 Travel Related	\$ -	\$ -	\$ -	\$ -
2000 Total Maintenance & Operations	\$ 2,733.60	\$ -	\$ -	\$ 2,733.60
4100 Total Machinery & Equipment, Capital Outlay	\$ -	\$ -	\$ -	\$ -
All Other Expenses	\$ -	\$ -	\$ -	\$ -
<b>TOTAL EXPENDITURES 2021-22 FISCAL YEAR</b>	<b>\$ 2,733.60</b>	<b>\$ -</b>	<b>\$ -</b>	<b>\$ 2,733.60</b>

SHERIFF SERVICE FEE COVERING THE PERIOD 7/1/2021 TO 6/30/2022  
ESTIMATE OF NEEDS FOR 2022-2023

I-1226

SHERIFF SERVICE FEE

Schedule 1: Current Balance Sheet - June 30, 2022	
<b>ASSETS:</b>	
Cash Balances	\$ 202,344.63
Investments	\$ -
<b>TOTAL ASSETS</b>	<b>\$ 202,344.63</b>
<b>LIABILITIES AND RESERVES:</b>	
Warrants Outstanding	\$ 10,643.74
Reserve for Interest on Warrants	\$ -
Reserves From Schedule 3	\$ 59,762.93
<b>TOTAL LIABILITIES AND RESERVES</b>	<b>\$ 70,406.67</b>
<b>CASH FUND BALANCE JUNE 30, 2022</b>	<b>\$ 131,937.96</b>
<b>TOTAL LIABILITIES, RESERVES AND CASH FUND BALANCE</b>	<b>\$ 202,344.63</b>

Schedule 5: Sheriff Service Fee Fund Balance Sheet of Current and All Prior Years		
<b>CURRENT AND ALL PRIOR YEARS</b>	<b>2021-22</b>	<b>PRE-2021</b>
Cash Balance Reported to Excise Board June 30, 2021	\$ -	\$ 153,376.32
Opening Balance from Prior Year	\$ 92,920.33	\$ 92,920.33
Cash Fund Balance Transferred Out	\$ -	\$ -
Cash Fund Balance Transferred In	\$ -	\$ -
<b>Adjusted Cash Balance</b>	<b>\$ 92,920.33</b>	<b>\$ 60,455.99</b>
Ad Valorem Tax Apportioned To Year In Caption	\$ -	\$ -
<b>Sources of Revenue</b>		
9000 Interest, Mortgage Tax	\$ -	\$ -
9100 Local Revenues	\$ 198,530.39	\$ 216,336.92
9200 State Revenues	\$ 26,387.40	\$ 110,444.64
9300 Federal Revenues	\$ -	\$ -
9400 Miscellaneous Revenues	\$ 38,304.90	\$ 2,510.80
9500 Special Assessments	\$ 100.00	\$ 500.00
9600 Other Revenues	\$ -	\$ -
9700 School Revenues	\$ -	\$ -
All Other Non-Tax Revenues	\$ -	\$ -
Sales Tax and Sales Tax Interest	\$ -	\$ -
Cash Fund Balance Forward From Preceding Year	\$ 23,604.20	\$ -
Prior Expenditures Recovered	\$ -	\$ -
<b>TOTAL RECEIPTS</b>	<b>\$ 286,926.89</b>	<b>\$ -</b>
<b>TOTAL RECEIPTS AND BALANCE</b>	<b>\$ 379,847.22</b>	<b>\$ 60,455.99</b>
Warrants of Year in Caption	\$ 177,502.59	\$ 36,851.79
Interest Paid Thereon	\$ -	\$ -
<b>TOTAL DISBURSEMENTS</b>	<b>\$ 177,502.59</b>	<b>\$ 36,851.79</b>
<b>CASH BALANCE JUNE 30, 2022</b>	<b>\$ 202,344.63</b>	<b>\$ 23,604.20</b>
Reserve for Warrants Outstanding	\$ 10,643.74	\$ -
Reserve for Interest on Warrants	\$ -	\$ -
Reserves From Schedule 8	\$ 59,762.93	\$ -
<b>TOTAL LIABILITIES AND RESERVE</b>	<b>\$ 70,406.67</b>	<b>\$ -</b>
<b>DEFICIT:</b>	<b>\$ -</b>	<b>\$ -</b>
<b>CASH BALANCE FORWARD TO NEXT YEAR</b>	<b>\$ 131,937.96</b>	<b>\$ 23,604.20</b>

Schedule 9: Sheriff Service Fee Fund Summary of Expenses				
Total for Expenses	Net Appropriations July 1, 2022	Warrants Issued	Reserves	Approved by County Excise
1100 Total Salaries	\$ 28,557.96	\$ -	\$ -	\$ 28,557.96
1200 Fringe Benefits	\$ -	\$ -	\$ -	\$ -
1300 Travel Related	\$ -	\$ -	\$ -	\$ -
2000 Total Maintenance & Operations	\$ 352,001.07	\$ 188,146.33	\$ 59,762.93	\$ 104,091.81
4100 Total Machinery & Equipment, Capital Outlay	\$ -	\$ -	\$ -	\$ -
All Other Expenses	\$ -	\$ -	\$ -	\$ -
<b>TOTAL EXPENDITURES 2021-22 FISCAL YEAR</b>	<b>\$ 380,559.03</b>	<b>\$ 188,146.33</b>	<b>\$ 59,762.93</b>	<b>\$ 132,649.77</b>



TREASURER MORTGAGE CERTIFICATION COVERING THE PERIOD 7/1/2021 TO 6/30/2022  
ESTIMATE OF NEEDS FOR 2022-2023

Page 41

I-1230

TREASURER MORTGAGE CERTIFICATION

Schedule 1: Current Balance Sheet - June 30, 2022	
<b>ASSETS:</b>	
Cash Balances	\$ 3,737.13
Investments	\$ -
<b>TOTAL ASSETS</b>	<b>\$ 3,737.13</b>
<b>LIABILITIES AND RESERVES:</b>	
Warrants Outstanding	\$ 200.00
Reserve for Interest on Warrants	\$ -
Reserves From Schedule 3	\$ -
<b>TOTAL LIABILITIES AND RESERVES</b>	<b>\$ 200.00</b>
<b>CASH FUND BALANCE JUNE 30, 2022</b>	<b>\$ 3,537.13</b>
<b>TOTAL LIABILITIES, RESERVES AND CASH FUND BALANCE</b>	<b>\$ 3,737.13</b>

Schedule 5: Treasurer Mortgage Certification Fund Balance Sheet of Current and All Prior Years		
CURRENT AND ALL PRIOR YEARS	2021-22	PRE-2021
Cash Balance Reported to Excise Board June 30, 2021	\$ -	\$ 4,945.28
Opening Balance from Prior Year	\$ 4,604.58	\$ 4,604.58
Cash Fund Balance Transferred Out	\$ -	\$ -
Cash Fund Balance Transferred In	\$ -	\$ -
Adjusted Cash Balance	\$ 4,604.58	\$ 340.70
Ad Valorem Tax Apportioned To Year In Caption	\$ -	\$ -
Sources of Revenue		
9000 Interest, Mortgage Tax	\$ 5,187.00	\$ 4,975.00
9100 Local Revenues	\$ -	\$ 5.00
9200 State Revenues	\$ -	\$ -
9300 Federal Revenues	\$ -	\$ -
9400 Miscellaneous Revenues	\$ -	\$ -
9500 Special Assessments	\$ -	\$ -
9600 Other Revenues	\$ -	\$ -
9700 School Revenues	\$ -	\$ -
All Other Non-Tax Revenues	\$ -	\$ -
Sales Tax and Sales Tax Interest	\$ -	\$ -
Cash Fund Balance Forward From Preceding Year	\$ -	\$ -
Prior Expenditures Recovered	\$ -	\$ -
<b>TOTAL RECEIPTS</b>	<b>\$ 5,187.00</b>	<b>\$ -</b>
<b>TOTAL RECEIPTS AND BALANCE</b>	<b>\$ 9,791.58</b>	<b>\$ 340.70</b>
Warrants of Year in Caption	\$ 6,054.45	\$ 340.70
Interest Paid Thereon	\$ -	\$ -
<b>TOTAL DISBURSEMENTS</b>	<b>\$ 6,054.45</b>	<b>\$ 340.70</b>
<b>CASH BALANCE JUNE 30, 2022</b>	<b>\$ 3,737.13</b>	<b>\$ -</b>
Reserve for Warrants Outstanding	\$ 200.00	\$ -
Reserve for Interest on Warrants	\$ -	\$ -
Reserves From Schedule 8	\$ -	\$ -
<b>TOTAL LIABILITIES AND RESERVE</b>	<b>\$ 200.00</b>	<b>\$ -</b>
<b>DEFICIT:</b>	<b>\$ -</b>	<b>\$ -</b>
<b>CASH BALANCE FORWARD TO NEXT YEAR</b>	<b>\$ 3,537.13</b>	<b>\$ -</b>

Schedule 9: Treasurer Mortgage Certification Fund Summary of Expenses				
Total for Expenses	Net Appropriations July 1, 2022	Warrants Issued	Reserves	Approved by County Excise
1100 Total Salaries	\$ -	\$ -	\$ -	\$ -
1200 Fringe Benefits	\$ -	\$ -	\$ -	\$ -
1300 Travel Related	\$ 4,276.00	\$ 2,026.64	\$ -	\$ 2,249.36
2000 Total Maintenance & Operations	\$ 5,515.58	\$ 4,227.81	\$ -	\$ 1,287.77
4100 Total Machinery & Equipment, Capital Outlay	\$ -	\$ -	\$ -	\$ -
All Other Expenses	\$ -	\$ -	\$ -	\$ -
<b>TOTAL EXPENDITURES 2021-22 FISCAL YEAR</b>	<b>\$ 9,791.58</b>	<b>\$ 6,254.45</b>	<b>\$ -</b>	<b>\$ 3,537.13</b>

COUNTY DONATIONS COVERING THE PERIOD 7/1/2021 TO 6/30/2022  
ESTIMATE OF NEEDS FOR 2022-2023

I-1235

COUNTY DONATIONS

Schedule 1: Current Balance Sheet - June 30, 2022	
<b>ASSETS:</b>	
Cash Balances	\$ 47,577.50
Investments	\$ -
<b>TOTAL ASSETS</b>	<b>\$ 47,577.50</b>
<b>LIABILITIES AND RESERVES:</b>	
Warrants Outstanding	\$ 403.92
Reserve for Interest on Warrants	\$ -
Reserves From Schedule 3	\$ 3,029.60
<b>TOTAL LIABILITIES AND RESERVES</b>	<b>\$ 3,433.52</b>
<b>CASH FUND BALANCE JUNE 30, 2022</b>	<b>\$ 44,143.98</b>
<b>TOTAL LIABILITIES, RESERVES AND CASH FUND BALANCE</b>	<b>\$ 47,577.50</b>

Schedule 5: County Donations Fund Balance Sheet of Current and All Prior Years		
CURRENT AND ALL PRIOR YEARS	2021-22	PRE-2021
Cash Balance Reported to Excise Board June 30, 2021	\$ -	\$ 126,266.59
Opening Balance from Prior Year	\$ 70,936.29	\$ 70,936.29
Cash Fund Balance Transferred Out	\$ -	\$ -
Cash Fund Balance Transferred In	\$ -	\$ -
<b>Adjusted Cash Balance</b>	<b>\$ 70,936.29</b>	<b>\$ 55,330.30</b>
Ad Valorem Tax Apportioned To Year In Caption	\$ -	\$ -
<b>Sources of Revenue</b>		
9000 Interest, Mortgage Tax	\$ -	\$ -
9100 Local Revenues	\$ 60,000.00	\$ 159,846.84
9200 State Revenues	\$ -	\$ -
9300 Federal Revenues	\$ -	\$ -
9400 Miscellaneous Revenues	\$ -	\$ -
9500 Special Assessments	\$ -	\$ -
9600 Other Revenues	\$ -	\$ -
9700 School Revenues	\$ -	\$ -
All Other Non-Tax Revenues	\$ -	\$ -
Sales Tax and Sales Tax Interest	\$ -	\$ -
Cash Fund Balance Forward From Preceding Year	\$ 23,227.88	\$ -
Prior Expenditures Recovered	\$ -	\$ -
<b>TOTAL RECEIPTS</b>	<b>\$ 83,227.88</b>	<b>\$ -</b>
<b>TOTAL RECEIPTS AND BALANCE</b>	<b>\$ 154,164.17</b>	<b>\$ 55,330.30</b>
Warrants of Year in Caption	\$ 106,586.67	\$ 32,102.42
Interest Paid Thereon	\$ -	\$ -
<b>TOTAL DISBURSEMENTS</b>	<b>\$ 106,586.67</b>	<b>\$ 32,102.42</b>
<b>CASH BALANCE JUNE 30, 2022</b>	<b>\$ 47,577.50</b>	<b>\$ 23,227.88</b>
Reserve for Warrants Outstanding	\$ 403.92	\$ -
Reserve for Interest on Warrants	\$ -	\$ -
Reserves From Schedule 8	\$ 3,029.60	\$ -
<b>TOTAL LIABILITIES AND RESERVE</b>	<b>\$ 3,433.52</b>	<b>\$ -</b>
<b>DEFICIT:</b>	<b>\$ -</b>	<b>\$ -</b>
<b>CASH BALANCE FORWARD TO NEXT YEAR</b>	<b>\$ 44,143.98</b>	<b>\$ 23,227.88</b>

Schedule 9: County Donations Fund Summary of Expenses				
Total for Expenses	Net Appropriations July 1, 2022	Warrants Issued	Reserves	Approved by County Excise
1100 Total Salaries	\$ -	\$ -	\$ -	\$ -
1200 Fringe Benefits	\$ -	\$ -	\$ -	\$ -
1300 Travel Related	\$ -	\$ -	\$ -	\$ -
2000 Total Maintenance & Operations	\$ -	\$ -	\$ -	\$ -
4100 Total Machinery & Equipment, Capital Outlay	\$ -	\$ -	\$ -	\$ -
All Other Expenses	\$ 154,164.17	\$ 106,990.59	\$ 3,029.60	\$ 44,143.98
<b>TOTAL EXPENDITURES 2021-22 FISCAL YEAR</b>	<b>\$ 154,164.17</b>	<b>\$ 106,990.59</b>	<b>\$ 3,029.60</b>	<b>\$ 44,143.98</b>

CONVENIENCE CENTER COVERING THE PERIOD 7/1/2021 TO 6/30/2022  
ESTIMATE OF NEEDS FOR 2022-2023

Page 43

I-1401

CONVENIENCE CENTER

Schedule 1: Current Balance Sheet - June 30, 2022	
<b>ASSETS:</b>	
Cash Balances	\$ 8,546.27
Investments	\$ -
<b>TOTAL ASSETS</b>	\$ 8,546.27
<b>LIABILITIES AND RESERVES:</b>	
Warrants Outstanding	\$ -
Reserve for Interest on Warrants	\$ -
Reserves From Schedule 3	\$ 2,000.00
<b>TOTAL LIABILITIES AND RESERVES</b>	\$ 2,000.00
<b>CASH FUND BALANCE JUNE 30, 2022</b>	\$ 6,546.27
<b>TOTAL LIABILITIES, RESERVES AND CASH FUND BALANCE</b>	\$ 8,546.27

Schedule 5: Convenience Center Fund Balance Sheet of Current and All Prior Years		
CURRENT AND ALL PRIOR YEARS	2021-22	PRE-2021
Cash Balance Reported to Excise Board June 30, 2021	\$ -	\$ 4,048.60
Opening Balance from Prior Year	\$ 2,944.12	\$ 2,944.12
Cash Fund Balance Transferred Out	\$ -	\$ -
Cash Fund Balance Transferred In	\$ 4,731.00	\$ -
<b>Adjusted Cash Balance</b>	\$ 7,675.12	\$ 1,104.48
Ad Valorem Tax Apportioned To Year In Caption	\$ -	\$ -
<b>Sources of Revenue</b>		
9000 Interest, Mortgage Tax	\$ -	\$ -
9100 Local Revenues	\$ -	\$ -
9200 State Revenues	\$ -	\$ -
9300 Federal Revenues	\$ -	\$ -
9400 Miscellaneous Revenues	\$ 2,048.20	\$ 4,262.57
9500 Special Assessments	\$ -	\$ -
9600 Other Revenues	\$ -	\$ -
9700 School Revenues	\$ -	\$ -
All Other Non-Tax Revenues	\$ -	\$ -
Sales Tax and Sales Tax Interest	\$ -	\$ -
Cash Fund Balance Forward From Preceding Year	\$ -	\$ -
Prior Expenditures Recovered	\$ -	\$ -
<b>TOTAL RECEIPTS</b>	\$ 2,048.20	\$ -
<b>TOTAL RECEIPTS AND BALANCE</b>	\$ 9,723.32	\$ 1,104.48
Warrants of Year in Caption	\$ 1,177.05	\$ 1,104.48
Interest Paid Thereon	\$ -	\$ -
<b>TOTAL DISBURSEMENTS</b>	\$ 1,177.05	\$ 1,104.48
<b>CASH BALANCE JUNE 30, 2022</b>	\$ 8,546.27	\$ -
Reserve for Warrants Outstanding	\$ -	\$ -
Reserve for Interest on Warrants	\$ -	\$ -
Reserves From Schedule 8	\$ 2,000.00	\$ -
<b>TOTAL LIABILITIES AND RESERVE</b>	\$ 2,000.00	\$ -
<b>DEFICIT:</b>	\$ -	\$ -
<b>CASH BALANCE FORWARD TO NEXT YEAR</b>	\$ 6,546.27	\$ -

Schedule 9: Convenience Center Fund Summary of Expenses				
Total for Expenses	Net Appropriations July 1, 2022	Warrants Issued	Reserves	Approved by County Excise
1100 Total Salaries	\$ -	\$ -	\$ -	\$ -
1200 Fringe Benefits	\$ -	\$ -	\$ -	\$ -
1300 Travel Related	\$ -	\$ -	\$ -	\$ -
2000 Total Maintenance & Operations	\$ 9,723.32	\$ 1,177.05	\$ 2,000.00	\$ 6,546.27
4100 Total Machinery & Equipment, Capital Outlay	\$ -	\$ -	\$ -	\$ -
All Other Expenses	\$ -	\$ -	\$ -	\$ -
<b>TOTAL EXPENDITURES 2021-22 FISCAL YEAR</b>	\$ 9,723.32	\$ 1,177.05	\$ 2,000.00	\$ 6,546.27

## ESTIMATE OF NEEDS FOR 2022-2023

I-1456

BUREAU OF INDIAN AFFAIRS ASSIGNED BY COUNTY

## Schedule 1: Current Balance Sheet - June 30, 2022

<b>ASSETS:</b>	
Cash Balances	\$ 1,545.59
Investments	\$ -
<b>TOTAL ASSETS</b>	\$ 1,545.59
<b>LIABILITIES AND RESERVES:</b>	
Warrants Outstanding	\$ -
Reserve for Interest on Warrants	\$ -
Reserves From Schedule 3	\$ -
<b>TOTAL LIABILITIES AND RESERVES</b>	\$ -
<b>CASH FUND BALANCE JUNE 30, 2022</b>	\$ 1,545.59
<b>TOTAL LIABILITIES, RESERVES AND CASH FUND BALANCE</b>	\$ 1,545.59

## Schedule 5: Bureau Of Indian Affairs Assigned By County Fund Balance Sheet of Current and All Prior Years

CURRENT AND ALL PRIOR YEARS	2021-22	PRE-2021
Cash Balance Reported to Excise Board June 30, 2021	\$ -	\$ 1,545.59
Opening Balance from Prior Year	\$ 1,545.59	\$ 1,545.59
Cash Fund Balance Transferred Out	\$ -	\$ -
Cash Fund Balance Transferred In	\$ -	\$ -
Adjusted Cash Balance	\$ 1,545.59	\$ -
Ad Valorem Tax Apportioned To Year In Caption	\$ -	\$ -
Sources of Revenue		
9000 Interest, Mortgage Tax	\$ -	\$ -
9100 Local Revenues	\$ -	\$ -
9200 State Revenues	\$ -	\$ -
9300 Federal Revenues	\$ -	\$ -
9400 Miscellaneous Revenues	\$ -	\$ 31,075.22
9500 Special Assessments	\$ -	\$ -
9600 Other Revenues	\$ -	\$ -
9700 School Revenues	\$ -	\$ -
All Other Non-Tax Revenues	\$ -	\$ -
Sales Tax and Sales Tax Interest	\$ -	\$ -
Cash Fund Balance Forward From Preceding Year	\$ -	\$ -
Prior Expenditures Recovered	\$ -	\$ -
<b>TOTAL RECEIPTS</b>	\$ -	\$ -
<b>TOTAL RECEIPTS AND BALANCE</b>	\$ 1,545.59	\$ -
Warrants of Year in Caption	\$ -	\$ -
Interest Paid Thereon	\$ -	\$ -
<b>TOTAL DISBURSEMENTS</b>	\$ -	\$ -
<b>CASH BALANCE JUNE 30, 2022</b>	\$ 1,545.59	\$ -
Reserve for Warrants Outstanding	\$ -	\$ -
Reserve for Interest on Warrants	\$ -	\$ -
Reserves From Schedule 8	\$ -	\$ -
<b>TOTAL LIABILITIES AND RESERVE</b>	\$ -	\$ -
<b>DEFICIT:</b>	\$ -	\$ -
<b>CASH BALANCE FORWARD TO NEXT YEAR</b>	\$ 1,545.59	\$ -

## Schedule 9: Bureau Of Indian Affairs Assigned By County Fund Summary of Expenses

Total for Expenses	Net Appropriations July 1, 2022	Warrants Issued	Reserves	Approved by County Excise
1100 Total Salaries	\$ -	\$ -	\$ -	\$ -
1200 Fringe Benefits	\$ -	\$ -	\$ -	\$ -
1300 Travel Related	\$ -	\$ -	\$ -	\$ -
2000 Total Maintenance & Operations	\$ 1,545.59	\$ -	\$ -	\$ -
4100 Total Machinery & Equipment, Capital Outlay	\$ -	\$ -	\$ -	\$ 1,545.59
All Other Expenses	\$ -	\$ -	\$ -	\$ -
<b>TOTAL EXPENDITURES 2021-22 FISCAL YEAR</b>	\$ 1,545.59	\$ -	\$ -	\$ 1,545.59

SPECIAL REVENUE ASSIGNED BY COUNTY COVERING THE PERIOD 7/1/2021 TO 6/30/2022  
ESTIMATE OF NEEDS FOR 2022-2023

Page 45

I-1507

SPECIAL REVENUE ASSIGNED BY COUNTY

Schedule 1: Current Balance Sheet - June 30, 2022	
<b>ASSETS:</b>	
Cash Balances	\$ 1,857,762.94
Investments	\$ -
<b>TOTAL ASSETS</b>	<b>\$ 1,857,762.94</b>
<b>LIABILITIES AND RESERVES:</b>	
Warrants Outstanding	\$ -
Reserve for Interest on Warrants	\$ -
Reserves From Schedule 3	\$ 1,141,434.96
<b>TOTAL LIABILITIES AND RESERVES</b>	<b>\$ 1,141,434.96</b>
<b>CASH FUND BALANCE JUNE 30, 2022</b>	<b>\$ 716,327.98</b>
<b>TOTAL LIABILITIES, RESERVES AND CASH FUND BALANCE</b>	<b>\$ 1,857,762.94</b>

Schedule 5: Special Revenue Assigned By County Fund Balance Sheet of Current and All Prior Years		
CURRENT AND ALL PRIOR YEARS	2021-22	PRE-2021
Cash Balance Reported to Excise Board June 30, 2021	\$ -	\$ -
Opening Balance from Prior Year	\$ -	\$ -
Cash Fund Balance Transferred Out	\$ -	\$ -
Cash Fund Balance Transferred In	\$ -	\$ -
Adjusted Cash Balance	\$ -	\$ -
Ad Valorem Tax Apportioned To Year In Caption	\$ -	\$ -
Sources of Revenue		
9000 Interest, Mortgage Tax	\$ -	\$ -
9100 Local Revenues	\$ -	\$ -
9200 State Revenues	\$ -	\$ -
9300 Federal Revenues	\$ 2,000,000.00	\$ -
9400 Miscellaneous Revenues	\$ -	\$ -
9500 Special Assessments	\$ -	\$ -
9600 Other Revenues	\$ -	\$ -
9700 School Revenues	\$ -	\$ -
All Other Non-Tax Revenues	\$ -	\$ -
Sales Tax and Sales Tax Interest	\$ -	\$ -
Cash Fund Balance Forward From Preceding Year	\$ -	\$ -
Prior Expenditures Recovered	\$ -	\$ -
<b>TOTAL RECEIPTS</b>	<b>\$ 2,000,000.00</b>	<b>\$ -</b>
<b>TOTAL RECEIPTS AND BALANCE</b>	<b>\$ 2,000,000.00</b>	<b>\$ -</b>
Warrants of Year in Caption	\$ 142,237.06	\$ -
Interest Paid Thereon	\$ -	\$ -
<b>TOTAL DISBURSEMENTS</b>	<b>\$ 142,237.06</b>	<b>\$ -</b>
<b>CASH BALANCE JUNE 30, 2022</b>	<b>\$ 1,857,762.94</b>	<b>\$ -</b>
Reserve for Warrants Outstanding	\$ -	\$ -
Reserve for Interest on Warrants	\$ -	\$ -
Reserves From Schedule 8	\$ 1,141,434.96	\$ -
<b>TOTAL LIABILITIES AND RESERVE</b>	<b>\$ 1,141,434.96</b>	<b>\$ -</b>
<b>DEFICIT:</b>	<b>\$ -</b>	<b>\$ -</b>
<b>CASH BALANCE FORWARD TO NEXT YEAR</b>	<b>\$ 716,327.98</b>	<b>\$ -</b>

Schedule 9: Special Revenue Assigned By County Fund Summary of Expenses				
Total for Expenses	Net Appropriations July 1, 2022	Warrants Issued	Reserves	Approved by County Excise
1100 Total Salaries	\$ -	\$ -	\$ -	\$ -
1200 Fringe Benefits	\$ -	\$ -	\$ -	\$ -
1300 Travel Related	\$ -	\$ -	\$ -	\$ -
2000 Total Maintenance & Operations	\$ 2,000,000.00	\$ 142,237.06	\$ 1,141,434.96	\$ 716,327.98
4100 Total Machinery & Equipment, Capital Outlay	\$ -	\$ -	\$ -	\$ -
All Other Expenses	\$ -	\$ -	\$ -	\$ -
<b>TOTAL EXPENDITURES 2021-22 FISCAL YEAR</b>	<b>\$ 2,000,000.00</b>	<b>\$ 142,237.06</b>	<b>\$ 1,141,434.96</b>	<b>\$ 716,327.98</b>



AMERICAN RESCUE PLAN ACT 2021 COVERING THE PERIOD 7/1/2021 TO 6/30/2022  
ESTIMATE OF NEEDS FOR 2022-2023

I-1566

AMERICAN RESCUE PLAN ACT 2021

Schedule 1: Current Balance Sheet - June 30, 2022	
<b>ASSETS:</b>	
Cash Balances	\$ 1,841,197.07
Investments	\$ -
<b>TOTAL ASSETS</b>	<b>\$ 1,841,197.07</b>
<b>LIABILITIES AND RESERVES:</b>	
Warrants Outstanding	\$ -
Reserve for Interest on Warrants	\$ -
Reserves From Schedule 3	\$ 22,890.00
<b>TOTAL LIABILITIES AND RESERVES</b>	<b>\$ 22,890.00</b>
<b>CASH FUND BALANCE JUNE 30, 2022</b>	<b>\$ 1,818,307.07</b>
<b>TOTAL LIABILITIES, RESERVES AND CASH FUND BALANCE</b>	<b>\$ 1,841,197.07</b>

Schedule 5: American Rescue Plan Act 2021 Fund Balance Sheet of Current and All Prior Years		
<b>CURRENT AND ALL PRIOR YEARS</b>	<b>2021-22</b>	<b>PRE-2021</b>
Cash Balance Reported to Excise Board June 30, 2021	\$ -	\$ 3,023,027.50
Opening Balance from Prior Year	\$ 3,023,027.50	\$ 3,023,027.50
Cash Fund Balance Transferred Out	\$ -	\$ -
Cash Fund Balance Transferred In	\$ -	\$ -
Adjusted Cash Balance	\$ 3,023,027.50	\$ -
Ad Valorem Tax Apportioned To Year In Caption	\$ -	\$ -
Sources of Revenue		
9000 Interest, Mortgage Tax	\$ 2,257.54	\$ -
9100 Local Revenues	\$ -	\$ -
9200 State Revenues	\$ -	\$ -
9300 Federal Revenues	\$ -	\$ -
9400 Miscellaneous Revenues	\$ -	\$ 3,023,027.50
9500 Special Assessments	\$ -	\$ -
9600 Other Revenues	\$ -	\$ -
9700 School Revenues	\$ -	\$ -
All Other Non-Tax Revenues	\$ -	\$ -
Sales Tax and Sales Tax Interest	\$ -	\$ -
Cash Fund Balance Forward From Preceding Year	\$ -	\$ -
Prior Expenditures Recovered	\$ -	\$ -
<b>TOTAL RECEIPTS</b>	<b>\$ 2,257.54</b>	<b>\$ -</b>
<b>TOTAL RECEIPTS AND BALANCE</b>	<b>\$ 3,025,285.04</b>	<b>\$ -</b>
Warrants of Year in Caption	\$ 1,184,087.97	\$ -
Interest Paid Thereon	\$ -	\$ -
<b>TOTAL DISBURSEMENTS</b>	<b>\$ 1,184,087.97</b>	<b>\$ -</b>
<b>CASH BALANCE JUNE 30, 2022</b>	<b>\$ 1,841,197.07</b>	<b>\$ -</b>
Reserve for Warrants Outstanding	\$ -	\$ -
Reserve for Interest on Warrants	\$ -	\$ -
Reserves From Schedule 8	\$ 22,890.00	\$ -
<b>TOTAL LIABILITIES AND RESERVE</b>	<b>\$ 22,890.00</b>	<b>\$ -</b>
<b>DEFICIT:</b>	<b>\$ -</b>	<b>\$ -</b>
<b>CASH BALANCE FORWARD TO NEXT YEAR</b>	<b>\$ 1,818,307.07</b>	<b>\$ -</b>

Schedule 9: American Rescue Plan Act 2021 Fund Summary of Expenses				
Total for Expenses	Net Appropriations July 1, 2022	Warrants Issued	Reserves	Approved by County Excise
1100 Total Salaries	\$ -	\$ -	\$ -	\$ -
1200 Fringe Benefits	\$ -	\$ -	\$ -	\$ -
1300 Travel Related	\$ -	\$ -	\$ -	\$ -
2000 Total Maintenance & Operations	\$ 3,025,285.04	\$ 1,184,087.97	\$ 22,890.00	\$ 1,818,307.07
4100 Total Machinery & Equipment, Capital Outlay	\$ -	\$ -	\$ -	\$ -
All Other Expenses	\$ -	\$ -	\$ -	\$ -
<b>TOTAL EXPENDITURES 2021-22 FISCAL YEAR</b>	<b>\$ 3,025,285.04</b>	<b>\$ 1,184,087.97</b>	<b>\$ 22,890.00</b>	<b>\$ 1,818,307.07</b>

TOTAL OF SALES TAX REVENUE FUNDS COVERING THE PERIOD JULY 1, 2021 TO JUNE 30, 2022  
ESTIMATE OF NEEDS FOR 2022-2023

Page 47

EXHIBIT "I.S.T" TOTALS

Schedule 1: Current Balance Sheet - June 30, 2022	
<b>ASSETS:</b>	
Cash Balances	\$ 3,642,764.64
Investments	\$ -
<b>TOTAL ASSETS</b>	\$ 3,642,764.64
<b>LIABILITIES AND RESERVES:</b>	
Warrants Outstanding	\$ 32,151.14
Reserve for Interest on Warrants	\$ -
Reserves From Schedule 3	\$ 341,013.40
<b>TOTAL LIABILITIES AND RESERVES</b>	\$ 373,164.54
<b>CASH FUND BALANCE JUNE 30, 2022</b>	\$ 3,269,600.10
<b>TOTAL LIABILITIES, RESERVES AND CASH FUND BALANCE</b>	\$ 3,642,764.64

Schedule 5: Sales Tax Revenue Funds Balance Sheet of Current and All Prior Years		
CURRENT AND ALL PRIOR YEARS	2021-22	PRE-2021
Cash Balance Reported to Excise Board June 30, 2021	\$ -	\$ 3,960,469.91
Opening Balance from Prior Year	\$ 3,755,947.62	\$ 3,755,947.62
Cash Fund Balance Transferred Out	\$ -	\$ -
Cash Fund Balance Transferred In	\$ -	\$ -
<b>Adjusted Cash Balance</b>	\$ 3,755,947.62	\$ 204,522.29
Ad Valorem Tax Apportioned To Year In Caption	\$ -	\$ -
<b>Sources of Revenue</b>		
9000 Interest, Mortgage Tax	\$ 1,572.96	\$ 2,957.23
9100 Local Revenues	\$ -	\$ -
9200 State Revenues	\$ -	\$ -
9300 Federal Revenues	\$ 4,092.66	\$ 8,466.36
9400 Miscellaneous Revenues	\$ 151,069.30	\$ 5,679.33
9500 Special Assessments	\$ -	\$ -
9600 Other Revenues	\$ -	\$ -
9700 School Revenues	\$ -	\$ -
All Other Non-Tax Revenues	\$ -	\$ -
Sales Tax and Sales Tax Interest	\$ 2,705,669.89	\$ 2,509,993.85
Cash Fund Balance Forward From Preceding Year	\$ 41,869.66	\$ -
Prior Expenditures Recovered	\$ -	\$ -
<b>TOTAL RECEIPTS</b>	\$ 2,904,274.47	\$ -
<b>TOTAL RECEIPTS AND BALANCE</b>	\$ 6,660,222.09	\$ 204,522.29
Warrants of Year in Caption	\$ 3,017,457.45	\$ 162,652.63
Interest Paid Thereon	\$ -	\$ -
<b>TOTAL DISBURSEMENTS</b>	\$ 3,017,457.45	\$ 162,652.63
<b>CASH BALANCE JUNE 30, 2022</b>	\$ 3,642,764.64	\$ 41,869.66
Reserve for Warrants Outstanding	\$ 32,151.14	\$ -
Reserve for Interest on Warrants	\$ -	\$ -
Reserves From Schedule 8	\$ 341,013.40	\$ -
<b>TOTAL LIABILITIES AND RESERVE</b>	\$ 373,164.54	\$ -
<b>DEFICIT:</b>	\$ -	\$ (0.00)
<b>CASH BALANCE FORWARD TO NEXT YEAR</b>	\$ 3,269,600.10	\$ 41,869.66

Schedule 9: Sales Tax Revenue Funds Summary of Expenses				
Total for Expenses	Net Appropriations July 1, 2022	Warrants Issued	Reserves	Approved by County Excise
1100 Total Salaries	\$ -	\$ -	\$ -	\$ -
1200 Fringe Benefits	\$ -	\$ -	\$ -	\$ -
1300 Travel Related	\$ -	\$ -	\$ -	\$ -
2005 Total Maintenance & Operations	\$ 6,680,157.14	\$ 3,049,608.59	\$ 341,013.40	\$ 3,292,547.15
4110 Machinery & Equipment, Capital Outlay	\$ -	\$ -	\$ -	\$ -
All Other Expenses	\$ -	\$ -	\$ -	\$ -
<b>TOTAL EXPENDITURES 2021-22 FISCAL YEAR</b>	\$ 6,680,157.14	\$ 3,049,608.59	\$ 341,013.40	\$ 3,292,547.15

COURTHOUSE IMPROVEMENT SALES TAX COVERING THE PERIOD 7/1/2021 TO 6/30/2022  
ESTIMATE OF NEEDS FOR 2022-2023

I.S.T-1305

COURTHOUSE IMPROVEMENT SALES TAX

## Schedule 1: Current Balance Sheet - June 30, 2022

<b>ASSETS:</b>	
Cash Balances	\$ 1,337,556.19
Investments	\$ -
<b>TOTAL ASSETS</b>	<b>\$ 1,337,556.19</b>
<b>LIABILITIES AND RESERVES:</b>	
Warrants Outstanding	\$ 1,936.63
Reserve for Interest on Warrants	\$ -
Reserves From Schedule 3	\$ 127,386.55
<b>TOTAL LIABILITIES AND RESERVES</b>	<b>\$ 129,323.18</b>
<b>CASH FUND BALANCE JUNE 30, 2022</b>	<b>\$ 1,208,233.01</b>
<b>TOTAL LIABILITIES, RESERVES AND CASH FUND BALANCE</b>	<b>\$ 1,337,556.19</b>

## Schedule 5: Courthouse Improvement Sales Tax Fund Balance Sheet of Current and All Prior Years

CURRENT AND ALL PRIOR YEARS	2021-22	PRE-2021
Cash Balance Reported to Excise Board June 30, 2021	\$ -	\$ 990,484.21
Opening Balance from Prior Year	\$ 978,250.67	\$ 978,250.67
Cash Fund Balance Transferred Out	\$ -	\$ -
Cash Fund Balance Transferred In	\$ -	\$ -
<b>Adjusted Cash Balance</b>	<b>\$ 978,250.67</b>	<b>\$ 12,233.54</b>
Ad Valorem Tax Apportioned To Year In Caption	\$ -	\$ -
<b>Sources of Revenue</b>		
9000 Interest, Mortgage Tax	\$ 637.72	\$ -
9100 Local Revenues	\$ -	\$ -
9200 State Revenues	\$ -	\$ -
9300 Federal Revenues	\$ -	\$ -
9400 Miscellaneous Revenues	\$ 4,092.66	\$ -
9500 Special Assessments	\$ -	\$ -
9600 Other Revenues	\$ -	\$ -
9700 School Revenues	\$ -	\$ -
All Other Non-Tax Revenues	\$ -	\$ -
Sales Tax and Sales Tax Interest	\$ 795,785.26	\$ 738,233.47
Cash Fund Balance Forward From Preceding Year	\$ -	\$ -
Prior Expenditures Recovered	\$ -	\$ -
<b>TOTAL RECEIPTS</b>	<b>\$ 800,515.64</b>	<b>\$ -</b>
<b>TOTAL RECEIPTS AND BALANCE</b>	<b>\$ 1,778,766.31</b>	<b>\$ 12,233.54</b>
Warrants of Year in Caption	\$ 441,210.12	\$ 12,233.54
Interest Paid Thereon	\$ -	\$ -
<b>TOTAL DISBURSEMENTS</b>	<b>\$ 441,210.12</b>	<b>\$ 12,233.54</b>
<b>CASH BALANCE JUNE 30, 2022</b>	<b>\$ 1,337,556.19</b>	<b>\$ (0.00)</b>
Reserve for Warrants Outstanding	\$ 1,936.63	\$ -
Reserve for Interest on Warrants	\$ -	\$ -
Reserves From Schedule 8	\$ 127,386.55	\$ -
<b>TOTAL LIABILITIES AND RESERVE</b>	<b>\$ 129,323.18</b>	<b>\$ -</b>
<b>DEFICIT:</b>	<b>\$ -</b>	<b>\$ (0.00)</b>
<b>CASH BALANCE FORWARD TO NEXT YEAR</b>	<b>\$ 1,208,233.01</b>	<b>\$ -</b>

## Schedule 9: Courthouse Improvement Sales Tax Fund Summary of Expenses

Total for Expenses	Net Appropriations July 1, 2022	Warrants Issued	Reserves	Approved by County Excise
1100 Total Salaries	\$ -	\$ -	\$ -	\$ -
1200 Fringe Benefits	\$ -	\$ -	\$ -	\$ -
1300 Travel Related	\$ -	\$ -	\$ -	\$ -
2000 Total Maintenance & Operations	\$ 1,786,850.17	\$ 443,146.75	\$ 127,386.55	\$ 1,216,316.87
4100 Total Machinery & Equipment, Capital Outlay	\$ -	\$ -	\$ -	\$ -
All Other Expenses	\$ -	\$ -	\$ -	\$ -
<b>TOTAL EXPENDITURES 2021-22 FISCAL YEAR</b>	<b>\$ 1,786,850.17</b>	<b>\$ 443,146.75</b>	<b>\$ 127,386.55</b>	<b>\$ 1,216,316.87</b>

ROAD AND BRIDGES SALES TAX COVERING THE PERIOD 7/1/2021 TO 6/30/2022  
ESTIMATE OF NEEDS FOR 2022-2023

Page 49

1ST-1313

ROAD AND BRIDGES SALES TAX

Schedule 1: Current Balance Sheet - June 30, 2022	
<b>ASSETS:</b>	
Cash Balances	
Investments	\$ 1,794,844.38
<b>TOTAL ASSETS</b>	\$ -
<b>LIABILITIES AND RESERVES:</b>	\$ 1,794,844.38
Warrants Outstanding	\$ 28,793.36
Reserve for Interest on Warrants	\$ -
Reserves From Schedule 3	\$ 144,782.37
<b>TOTAL LIABILITIES AND RESERVES</b>	\$ 173,575.73
<b>CASH FUND BALANCE JUNE 30, 2022</b>	\$ 1,621,268.65
<b>TOTAL LIABILITIES, RESERVES AND CASH FUND BALANCE</b>	\$ 1,794,844.38

Schedule 5: Road And Bridges Sales Tax Fund Balance Sheet of Current and All Prior Years		
CURRENT AND ALL PRIOR YEARS	2021-22	PRE-2021
Cash Balance Reported to Excise Board June 30, 2021	\$ -	\$ 2,543,361.28
Opening Balance from Prior Year	\$ 2,373,092.97	\$ 2,373,092.97
Cash Fund Balance Transferred Out	\$ -	\$ -
Cash Fund Balance Transferred In	\$ -	\$ -
<b>Adjusted Cash Balance</b>	\$ 2,373,092.97	\$ 170,268.31
Ad Valorem Tax Apportioned To Year In Caption	\$ -	\$ -
<b>Sources of Revenue</b>		
9000 Interest, Mortgage Tax	\$ 719.45	\$ 2,274.85
9100 Local Revenues	\$ -	\$ -
9200 State Revenues	\$ -	\$ -
9300 Federal Revenues	\$ -	\$ -
9400 Miscellaneous Revenues	\$ 150,000.00	\$ 5,025.00
9500 Special Assessments	\$ -	\$ -
9600 Other Revenues	\$ -	\$ -
9700 School Revenues	\$ -	\$ -
All Other Non-Tax Revenues	\$ -	\$ -
Sales Tax and Sales Tax Interest	\$ 1,591,570.53	\$ 1,476,466.98
Cash Fund Balance Forward From Preceding Year	\$ 38,857.66	\$ -
Prior Expenditures Recovered	\$ -	\$ -
<b>TOTAL RECEIPTS</b>	\$ 1,781,147.64	\$ -
<b>TOTAL RECEIPTS AND BALANCE</b>	\$ 4,154,240.61	\$ 170,268.31
Warrants of Year in Caption	\$ 2,359,396.23	\$ 131,410.65
Interest Paid Thereon	\$ -	\$ -
<b>TOTAL DISBURSEMENTS</b>	\$ 2,359,396.23	\$ 131,410.65
<b>CASH BALANCE JUNE 30, 2022</b>	\$ 1,794,844.38	\$ 38,857.66
Reserve for Warrants Outstanding	\$ 28,793.36	\$ -
Reserve for Interest on Warrants	\$ -	\$ -
Reserves From Schedule 8	\$ 144,782.37	\$ -
<b>TOTAL LIABILITIES AND RESERVE</b>	\$ 173,575.73	\$ -
<b>DEFICIT:</b>	\$ -	\$ -
<b>CASH BALANCE FORWARD TO NEXT YEAR</b>	\$ 1,621,268.65	\$ 38,857.66

Schedule 9: Road And Bridges Sales Tax Fund Summary of Expenses				
Total for Expenses	Net Appropriations July 1, 2022	Warrants Issued	Reserves	Approved by County Excise
1100 Total Salaries	\$ -	\$ -	\$ -	\$ -
1200 Fringe Benefits	\$ -	\$ -	\$ -	\$ -
1300 Travel Related	\$ -	\$ -	\$ -	\$ -
2000 Total Maintenance & Operations	\$ 4,165,890.19	\$ 2,388,189.59	\$ 144,782.37	\$ 1,632,918.23
4100 Total Machinery & Equipment, Capital Outlay	\$ -	\$ -	\$ -	\$ -
All Other Expenses	\$ -	\$ -	\$ -	\$ -
<b>TOTAL EXPENDITURES 2021-22 FISCAL YEAR</b>	\$ 4,165,890.19	\$ 2,388,189.59	\$ 144,782.37	\$ 1,632,918.23

**RURAL FIRE SALES TAX COVERING THE PERIOD 7/1/2021 TO 6/30/2022**  
**ESTIMATE OF NEEDS FOR 2022-2023**

IST-1321

RURAL FIRE SALES TAX

<b>Schedule 1: Current Balance Sheet - June 30, 2022</b>	
<b>ASSETS:</b>	
Cash Balances	\$ 510,364.07
Investments	\$ -
<b>TOTAL ASSETS</b>	<b>\$ 510,364.07</b>
<b>LIABILITIES AND RESERVES:</b>	
Warrants Outstanding	\$ 1,421.15
Reserve for Interest on Warrants	\$ -
Reserves From Schedule 3	\$ 68,844.48
<b>TOTAL LIABILITIES AND RESERVES</b>	<b>\$ 70,265.63</b>
<b>CASH FUND BALANCE JUNE 30, 2022</b>	<b>\$ 440,098.44</b>
<b>TOTAL LIABILITIES, RESERVES AND CASH FUND BALANCE</b>	<b>\$ 510,364.07</b>

<b>Schedule 5: Rural Fire Sales Tax Fund Balance Sheet of Current and All Prior Years</b>		
<b>CURRENT AND ALL PRIOR YEARS</b>	<b>2021-22</b>	<b>PRE-2021</b>
Cash Balance Reported to Excise Board June 30, 2021	\$ -	\$ 426,624.42
Opening Balance from Prior Year	\$ 404,603.98	\$ 404,603.98
Cash Fund Balance Transferred Out	\$ -	\$ -
Cash Fund Balance Transferred In	\$ -	\$ -
<b>Adjusted Cash Balance</b>	<b>\$ 404,603.98</b>	<b>\$ 22,020.44</b>
Ad Valorem Tax Apportioned To Year In Caption	\$ -	\$ -
<b>Sources of Revenue</b>		
9000 Interest, Mortgage Tax	\$ 215.79	\$ 682.38
9100 Local Revenues	\$ -	\$ -
9200 State Revenues	\$ -	\$ -
9300 Federal Revenues	\$ -	\$ -
9400 Miscellaneous Revenues	\$ -	\$ 8,466.36
9500 Special Assessments	\$ 1,069.30	\$ 654.33
9600 Other Revenues	\$ -	\$ -
9700 School Revenues	\$ -	\$ -
All Other Non-Tax Revenues	\$ -	\$ -
Sales Tax and Sales Tax Interest	\$ 318,314.10	\$ 295,293.40
Cash Fund Balance Forward From Preceding Year	\$ 3,012.00	\$ -
Prior Expenditures Recovered	\$ -	\$ -
<b>TOTAL RECEIPTS</b>	<b>\$ 322,611.19</b>	<b>\$ -</b>
<b>TOTAL RECEIPTS AND BALANCE</b>	<b>\$ 727,215.17</b>	<b>\$ 22,020.44</b>
Warrants of Year in Caption	\$ 216,851.10	\$ 19,008.44
Interest Paid Thereon	\$ -	\$ -
<b>TOTAL DISBURSEMENTS</b>	<b>\$ 216,851.10</b>	<b>\$ 19,008.44</b>
<b>CASH BALANCE JUNE 30, 2022</b>	<b>\$ 510,364.07</b>	<b>\$ 3,012.00</b>
Reserve for Warrants Outstanding	\$ 1,421.15	\$ -
Reserve for Interest on Warrants	\$ -	\$ -
Reserves From Schedule 8	\$ 68,844.48	\$ -
<b>TOTAL LIABILITIES AND RESERVE</b>	<b>\$ 70,265.63</b>	<b>\$ -</b>
<b>DEFICIT:</b>	<b>\$ -</b>	<b>\$ -</b>
<b>CASH BALANCE FORWARD TO NEXT YEAR</b>	<b>\$ 440,098.44</b>	<b>\$ 3,012.00</b>

<b>Schedule 9: Rural Fire Sales Tax Fund Summary of Expenses</b>				
<b>Total for Expenses</b>	<b>Net Appropriations July 1, 2022</b>	<b>Warrants Issued</b>	<b>Reserves</b>	<b>Approved by County Excise</b>
1100 Total Salaries	\$ -	\$ -	\$ -	\$ -
1200 Fringe Benefits	\$ -	\$ -	\$ -	\$ -
1300 Travel Related	\$ -	\$ -	\$ -	\$ -
2000 Total Maintenance & Operations	\$ 727,416.78	\$ 218,272.25	\$ 68,844.48	\$ 443,312.05
4100 Total Machinery & Equipment, Capital Outlay	\$ -	\$ -	\$ -	\$ -
All Other Expenses	\$ -	\$ -	\$ -	\$ -
<b>TOTAL EXPENDITURES 2021-22 FISCAL YEAR</b>	<b>\$ 727,416.78</b>	<b>\$ 218,272.25</b>	<b>\$ 68,844.48</b>	<b>\$ 443,312.05</b>

TOTAL OF EXPENDABLE TRUST FUNDS COVERING THE PERIOD JULY 1, 2021 TO JUNE 30, 2022  
ESTIMATE OF NEEDS FOR 2022-2023

Page 51

EXHIBIT "M" TOTALS

Schedule 1: Current Balance Sheet - June 30, 2022	
<b>ASSETS:</b>	
Cash Balances	\$ 529,661.97
Investments	\$ -
<b>TOTAL ASSETS</b>	<b>\$ 529,661.97</b>
<b>LIABILITIES AND RESERVES:</b>	
Warrants Outstanding	\$ 381.07
Reserve for Interest on Warrants	\$ -
Reserves From Schedule 3	\$ -
<b>TOTAL LIABILITIES AND RESERVES</b>	<b>\$ 381.07</b>
<b>CASH FUND BALANCE JUNE 30, 2022</b>	<b>\$ 529,280.90</b>
<b>TOTAL LIABILITIES, RESERVES AND CASH FUND BALANCE</b>	<b>\$ 529,661.97</b>

Schedule 5: Expendable Trust Funds Balance Sheet of Current and All Prior Years		
CURRENT AND ALL PRIOR YEARS	2021-22	PRE-2021
Cash Balance Reported to Excise Board June 30, 2021	\$ -	\$ 885,700.19
Opening Balance from Prior Year	\$ 865,479.06	\$ 865,479.06
Cash Fund Balance Transferred Out	\$ 1,648.65	\$ -
Cash Fund Balance Transferred In	\$ 18,507.19	\$ -
Adjusted Cash Balance	\$ 882,337.60	\$ 20,221.13
Ad Valorem Tax Apportioned To Year In Caption	\$ 13,842,258.78	\$ -
Sources of Revenue		
9000 Interest, Mortgage Tax	\$ 218,680.15	\$ 231,426.08
9100 Local Revenues	\$ 133,265.24	\$ 102,797.71
9200 State Revenues	\$ 325,628.31	\$ 1,098,478.04
9300 Federal Revenues	\$ 9,750.00	\$ 35,675.00
9400 Miscellaneous Revenues	\$ 80,391.92	\$ 23,625.00
9500 Special Assessments	\$ 41,633.38	\$ 55,921.04
9600 Other Revenues	\$ -	\$ -
9700 School Revenues	\$ -	\$ -
All Other Non-Tax Revenues	\$ -	\$ -
Sales Tax and Sales Tax Interest	\$ -	\$ -
Cash Fund Balance Forward From Preceding Year	\$ 132.00	\$ -
Prior Expenditures Recovered	\$ -	\$ -
<b>TOTAL RECEIPTS</b>	<b>\$ 14,651,739.78</b>	<b>\$ -</b>
<b>TOTAL RECEIPTS AND BALANCE</b>	<b>\$ 15,534,077.38</b>	<b>\$ 20,221.13</b>
Warrants of Year in Caption	\$ 15,004,415.41	\$ 20,089.13
Interest Paid Thereon	\$ -	\$ -
<b>TOTAL DISBURSEMENTS</b>	<b>\$ 15,004,415.41</b>	<b>\$ 20,089.13</b>
<b>CASH BALANCE JUNE 30, 2022</b>	<b>\$ 529,661.97</b>	<b>\$ 132.00</b>
Reserve for Warrants Outstanding	\$ 381.07	\$ -
Reserve for Interest on Warrants	\$ -	\$ -
Reserves From Schedule 8	\$ -	\$ -
<b>TOTAL LIABILITIES AND RESERVE</b>	<b>\$ 381.07</b>	<b>\$ -</b>
<b>DEFICIT:</b>	<b>\$ -</b>	<b>\$ (0.00)</b>
<b>CASH BALANCE FORWARD TO NEXT YEAR</b>	<b>\$ 529,280.90</b>	<b>\$ 132.00</b>

Schedule 9: Expendable Trust Funds Summary of Expenses				
Total for Expenses	Net Appropriations July 1, 2022	Warrants Issued	Reserves	Approved by County Excise
1100 Total Salaries	\$ 64,638.76	\$ 64,638.76	\$ -	\$ -
1200 Fringe Benefits	\$ -	\$ -	\$ -	\$ -
1300 Travel Related	\$ 5,180.69	\$ 5,180.69	\$ -	\$ -
2005 Total Maintenance & Operations	\$ 767,080.54	\$ 402,464.15	\$ -	\$ 364,616.39
4110 Machinery & Equipment, Capital Outlay	\$ 22,801.77	\$ 22,801.77	\$ -	\$ -
All Other Expenses	\$ 14,674,373.17	\$ 14,509,711.11	\$ -	\$ 164,662.06
<b>TOTAL EXPENDITURES 2021-22 FISCAL YEAR</b>	<b>\$ 15,534,074.93</b>	<b>\$ 15,004,796.48</b>	<b>\$ -</b>	<b>\$ 529,278.45</b>



COURT CLERK REVOLVING COVERING THE PERIOD 7/1/2021 TO 6/30/2022  
ESTIMATE OF NEEDS FOR 2022-2023

M-7201

COURT CLERK REVOLVING

Schedule 1: Current Balance Sheet - June 30, 2022	
<b>ASSETS:</b>	
Cash Balances	\$ -
Investments	\$ -
<b>TOTAL ASSETS</b>	<b>\$ -</b>
<b>LIABILITIES AND RESERVES:</b>	
Warrants Outstanding	\$ -
Reserve for Interest on Warrants	\$ -
Reserves From Schedule 3	\$ -
<b>TOTAL LIABILITIES AND RESERVES</b>	<b>\$ -</b>
<b>CASH FUND BALANCE JUNE 30, 2022</b>	<b>\$ -</b>
<b>TOTAL LIABILITIES, RESERVES AND CASH FUND BALANCE</b>	<b>\$ -</b>

Schedule 5: Court Clerk Revolving Fund Balance Sheet of Current and All Prior Years		
CURRENT AND ALL PRIOR YEARS	2021-22	PRE-2021
Cash Balance Reported to Excise Board June 30, 2021	\$ -	\$ 413,816.86
Opening Balance from Prior Year	\$ 412,798.34	\$ 412,798.34
Cash Fund Balance Transferred Out	\$ -	\$ -
Cash Fund Balance Transferred In	\$ -	\$ -
Adjusted Cash Balance	\$ 412,798.34	\$ 1,018.52
Ad Valorem Tax Apportioned To Year In Caption	\$ -	\$ -
Sources of Revenue		
9000 Interest, Mortgage Tax	\$ -	\$ -
9100 Local Revenues	\$ -	\$ 48,958.14
9200 State Revenues	\$ -	\$ -
9300 Federal Revenues	\$ -	\$ -
9400 Miscellaneous Revenues	\$ -	\$ -
9500 Special Assessments	\$ -	\$ -
9600 Other Revenues	\$ -	\$ -
9700 School Revenues	\$ -	\$ -
All Other Non-Tax Revenues	\$ -	\$ -
Sales Tax and Sales Tax Interest	\$ -	\$ -
Cash Fund Balance Forward From Preceding Year	\$ -	\$ -
Prior Expenditures Recovered	\$ -	\$ -
<b>TOTAL RECEIPTS</b>	<b>\$ -</b>	<b>\$ -</b>
<b>TOTAL RECEIPTS AND BALANCE</b>	<b>\$ 412,798.34</b>	<b>\$ 1,018.52</b>
Warrants of Year in Caption	\$ 412,798.34	\$ 1,018.52
Interest Paid Thereon	\$ -	\$ -
<b>TOTAL DISBURSEMENTS</b>	<b>\$ 412,798.34</b>	<b>\$ 1,018.52</b>
<b>CASH BALANCE JUNE 30, 2022</b>	<b>\$ -</b>	<b>\$ (0.00)</b>
Reserve for Warrants Outstanding	\$ -	\$ -
Reserve for Interest on Warrants	\$ -	\$ -
Reserves From Schedule 8	\$ -	\$ -
<b>TOTAL LIABILITIES AND RESERVE</b>	<b>\$ -</b>	<b>\$ -</b>
<b>DEFICIT:</b>	<b>\$ -</b>	<b>\$ -</b>
<b>CASH BALANCE FORWARD TO NEXT YEAR</b>	<b>\$ -</b>	<b>\$ (0.00)</b>

Schedule 9: Court Clerk Revolving Fund Summary of Expenses				
Total for Expenses	Net Appropriations July 1, 2022	Warrants Issued	Reserves	Approved by County Excise
1100 Total Salaries	\$ 64,638.76	\$ 64,638.76	\$ -	\$ -
1200 Fringe Benefits	\$ -	\$ -	\$ -	\$ -
1300 Travel Related	\$ 5,180.69	\$ 5,180.69	\$ -	\$ -
2000 Total Maintenance & Operations	\$ 320,177.12	\$ 320,177.12	\$ -	\$ -
4100 Total Machinery & Equipment, Capital Outlay	\$ 22,801.77	\$ 22,801.77	\$ -	\$ -
All Other Expenses	\$ -	\$ -	\$ -	\$ -
<b>TOTAL EXPENDITURES 2021-22 FISCAL YEAR</b>	<b>\$ 412,798.34</b>	<b>\$ 412,798.34</b>	<b>\$ -</b>	<b>\$ -</b>

CHILD ABUSE (MULTIDISCIPLINARY) PREVENTION COVERING THE PERIOD 7/1/2021 TO 6/30/2022  
ESTIMATE OF NEEDS FOR 2022-2023

Page 53

M-7202

CHILD ABUSE (MULTIDISCIPLINARY) PREVENTION

Schedule 1: Current Balance Sheet - June 30, 2022

<b>ASSETS:</b>	
Cash Balances	\$ 7,456.78
Investments	\$ -
<b>TOTAL ASSETS</b>	\$ 7,456.78
<b>LIABILITIES AND RESERVES:</b>	
Warrants Outstanding	\$ -
Reserve for Interest on Warrants	\$ -
Reserves From Schedule 3	\$ -
<b>TOTAL LIABILITIES AND RESERVES</b>	\$ -
<b>CASH FUND BALANCE JUNE 30, 2022</b>	\$ 7,456.78
<b>TOTAL LIABILITIES, RESERVES AND CASH FUND BALANCE</b>	\$ 7,456.78

Schedule 5: Child Abuse (Multidisciplinary) Prevention Fund Balance Sheet of Current and All Prior Years

CURRENT AND ALL PRIOR YEARS	2021-22	PRE-2021
Cash Balance Reported to Excise Board June 30, 2021	\$ -	\$ 7,452.89
Opening Balance from Prior Year	\$ 7,452.89	\$ 7,452.89
Cash Fund Balance Transferred Out	\$ -	\$ -
Cash Fund Balance Transferred In	\$ -	\$ -
Adjusted Cash Balance	\$ 7,452.89	\$ -
Ad Valorem Tax Apportioned To Year In Caption	\$ -	\$ -
Sources of Revenue		
9000 Interest, Mortgage Tax	\$ 3.89	\$ 7.28
9100 Local Revenues	\$ -	\$ -
9200 State Revenues	\$ -	\$ -
9300 Federal Revenues	\$ -	\$ -
9400 Miscellaneous Revenues	\$ -	\$ -
9500 Special Assessments	\$ -	\$ -
9600 Other Revenues	\$ -	\$ -
9700 School Revenues	\$ -	\$ -
All Other Non-Tax Revenues	\$ -	\$ -
Sales Tax and Sales Tax Interest	\$ -	\$ -
Cash Fund Balance Forward From Preceding Year	\$ -	\$ -
Prior Expenditures Recovered	\$ -	\$ -
<b>TOTAL RECEIPTS</b>	\$ 3.89	\$ -
<b>TOTAL RECEIPTS AND BALANCE</b>	\$ 7,456.78	\$ -
Warrants of Year in Caption	\$ -	\$ -
Interest Paid Thereon	\$ -	\$ -
<b>TOTAL DISBURSEMENTS</b>	\$ -	\$ -
<b>CASH BALANCE JUNE 30, 2022</b>	\$ 7,456.78	\$ -
Reserve for Warrants Outstanding	\$ -	\$ -
Reserve for Interest on Warrants	\$ -	\$ -
Reserves From Schedule 8	\$ -	\$ -
<b>TOTAL LIABILITIES AND RESERVE</b>	\$ -	\$ -
<b>DEFICIT:</b>	\$ -	\$ -
<b>CASH BALANCE FORWARD TO NEXT YEAR</b>	\$ 7,456.78	\$ -

Schedule 9: Child Abuse (Multidisciplinary) Prevention Fund Summary of Expenses

Total for Expenses	Net Appropriations July 1, 2022	Warrants Issued	Reserves	Approved by County Excise
1100 Total Salaries	\$ -	\$ -	\$ -	\$ -
1200 Fringe Benefits	\$ -	\$ -	\$ -	\$ -
1300 Travel Related	\$ -	\$ -	\$ -	\$ -
2000 Total Maintenance & Operations	\$ 7,454.33	\$ -	\$ -	\$ 7,454.33
4100 Total Machinery & Equipment, Capital Outlay	\$ -	\$ -	\$ -	\$ -
All Other Expenses	\$ -	\$ -	\$ -	\$ -
<b>TOTAL EXPENDITURES 2021-22 FISCAL YEAR</b>	\$ 7,454.33	\$ -	\$ -	\$ 7,454.33

LAW LIBRARY COVERING THE PERIOD 7/1/2021 TO 6/30/2022  
ESTIMATE OF NEEDS FOR 2022-2023

M-7205

LAW LIBRARY

Schedule 1: Current Balance Sheet - June 30, 2022	
<b>ASSETS:</b>	
Cash Balances	\$ 8,336.32
Investments	\$ -
<b>TOTAL ASSETS</b>	<b>\$ 8,336.32</b>
<b>LIABILITIES AND RESERVES:</b>	
Warrants Outstanding	\$ -
Reserve for Interest on Warrants	\$ -
Reserves From Schedule 3	\$ -
<b>TOTAL LIABILITIES AND RESERVES</b>	<b>\$ -</b>
<b>CASH FUND BALANCE JUNE 30, 2022</b>	<b>\$ 8,336.32</b>
<b>TOTAL LIABILITIES, RESERVES AND CASH FUND BALANCE</b>	<b>\$ 8,336.32</b>

Schedule 5: Law Library Fund Balance Sheet of Current and All Prior Years		
<b>CURRENT AND ALL PRIOR YEARS</b>		
	2021-22	PRE-2021
Cash Balance Reported to Excise Board June 30, 2021	\$ -	\$ 8,474.66
Opening Balance from Prior Year	\$ 8,474.66	\$ 8,474.66
Cash Fund Balance Transferred Out	\$ -	\$ -
Cash Fund Balance Transferred In	\$ -	\$ -
Adjusted Cash Balance	\$ 8,474.66	\$ -
Ad Valorem Tax Apportioned To Year In Caption	\$ -	\$ -
Sources of Revenue		
9000 Interest, Mortgage Tax	\$ -	\$ -
9100 Local Revenues	\$ 12,873.52	\$ 12,824.46
9200 State Revenues	\$ -	\$ -
9300 Federal Revenues	\$ -	\$ -
9400 Miscellaneous Revenues	\$ -	\$ -
9500 Special Assessments	\$ -	\$ -
9600 Other Revenues	\$ -	\$ -
9700 School Revenues	\$ -	\$ -
All Other Non-Tax Revenues	\$ -	\$ -
Sales Tax and Sales Tax Interest	\$ -	\$ -
Cash Fund Balance Forward From Preceding Year	\$ -	\$ -
Prior Expenditures Recovered	\$ -	\$ -
<b>TOTAL RECEIPTS</b>	<b>\$ 12,873.52</b>	<b>\$ -</b>
<b>TOTAL RECEIPTS AND BALANCE</b>	<b>\$ 21,348.18</b>	<b>\$ -</b>
Warrants of Year in Caption	\$ 13,011.86	\$ -
Interest Paid Thereon	\$ -	\$ -
<b>TOTAL DISBURSEMENTS</b>	<b>\$ 13,011.86</b>	<b>\$ -</b>
<b>CASH BALANCE JUNE 30, 2022</b>	<b>\$ 8,336.32</b>	<b>\$ -</b>
Reserve for Warrants Outstanding	\$ -	\$ -
Reserve for Interest on Warrants	\$ -	\$ -
Reserves From Schedule 8	\$ -	\$ -
<b>TOTAL LIABILITIES AND RESERVE</b>	<b>\$ -</b>	<b>\$ -</b>
<b>DEFICIT:</b>	<b>\$ -</b>	<b>\$ -</b>
<b>CASH BALANCE FORWARD TO NEXT YEAR</b>	<b>\$ 8,336.32</b>	<b>\$ -</b>

Schedule 9: Law Library Fund Summary of Expenses				
Total for Expenses	Net Appropriations July 1, 2022	Warrants Issued	Reserves	Approved by County Excise
1100 Total Salaries	\$ -	\$ -	\$ -	\$ -
1200 Fringe Benefits	\$ -	\$ -	\$ -	\$ -
1300 Travel Related	\$ -	\$ -	\$ -	\$ -
2000 Total Maintenance & Operations	\$ 21,348.18	\$ 13,011.86	\$ -	\$ 8,336.32
4100 Total Machinery & Equipment, Capital Outlay	\$ -	\$ -	\$ -	\$ -
All Other Expenses	\$ -	\$ -	\$ -	\$ -
<b>TOTAL EXPENDITURES 2021-22 FISCAL YEAR</b>	<b>\$ 21,348.18</b>	<b>\$ 13,011.86</b>	<b>\$ -</b>	<b>\$ 8,336.32</b>

DRUG COURT COVERING THE PERIOD 7/1/2021 TO 6/30/2022  
ESTIMATE OF NEEDS FOR 2022-2023

Page 55

M-7206

DRUG COURT

Schedule 1: Current Balance Sheet - June 30, 2022	
<b>ASSETS:</b>	
Cash Balances	\$ 8,481.45
Investments	\$ -
<b>TOTAL ASSETS</b>	\$ 8,481.45
<b>LIABILITIES AND RESERVES:</b>	
Warrants Outstanding	\$ -
Reserve for Interest on Warrants	\$ -
Reserves From Schedule 3	\$ -
<b>TOTAL LIABILITIES AND RESERVES</b>	\$ -
<b>CASH FUND BALANCE JUNE 30, 2022</b>	\$ 8,481.45
<b>TOTAL LIABILITIES, RESERVES AND CASH FUND BALANCE</b>	\$ 8,481.45

Schedule 5: Drug Court Fund Balance Sheet of Current and All Prior Years		
CURRENT AND ALL PRIOR YEARS	2021-22	PRE-2021
Cash Balance Reported to Excise Board June 30, 2021	\$ -	\$ 46,015.76
Opening Balance from Prior Year	\$ 45,751.76	\$ 45,751.76
Cash Fund Balance Transferred Out	\$ -	\$ -
Cash Fund Balance Transferred In	\$ -	\$ -
Adjusted Cash Balance	\$ 45,751.76	\$ 264.00
Ad Valorem Tax Apportioned To Year In Caption	\$ -	\$ -
Sources of Revenue		
9000 Interest, Mortgage Tax	\$ -	\$ -
9100 Local Revenues	\$ 2,462.32	\$ 2,725.42
9200 State Revenues	\$ -	\$ -
9300 Federal Revenues	\$ 9,750.00	\$ 35,675.00
9400 Miscellaneous Revenues	\$ -	\$ 23,625.00
9500 Special Assessments	\$ -	\$ -
9600 Other Revenues	\$ -	\$ -
9700 School Revenues	\$ -	\$ -
All Other Non-Tax Revenues	\$ -	\$ -
Sales Tax and Sales Tax Interest	\$ -	\$ -
Cash Fund Balance Forward From Preceding Year	\$ 132.00	\$ -
Prior Expenditures Recovered	\$ -	\$ -
<b>TOTAL RECEIPTS</b>	\$ 12,344.32	\$ -
<b>TOTAL RECEIPTS AND BALANCE</b>	\$ 58,096.08	\$ 264.00
Warrants of Year in Caption	\$ 49,614.63	\$ 132.00
Interest Paid Thereon	\$ -	\$ -
<b>TOTAL DISBURSEMENTS</b>	\$ 49,614.63	\$ 132.00
<b>CASH BALANCE JUNE 30, 2022</b>	\$ 8,481.45	\$ 132.00
Reserve for Warrants Outstanding	\$ -	\$ -
Reserve for Interest on Warrants	\$ -	\$ -
Reserves From Schedule 8	\$ -	\$ -
<b>TOTAL LIABILITIES AND RESERVE</b>	\$ -	\$ -
<b>DEFICIT:</b>	\$ -	\$ -
<b>CASH BALANCE FORWARD TO NEXT YEAR</b>	\$ 8,481.45	\$ 132.00

Schedule 9: Drug Court Fund Summary of Expenses				
Total for Expenses	Net Appropriations July 1, 2022	Warrants Issued	Reserves	Approved by County Excise
1100 Total Salaries	\$ -	\$ -	\$ -	\$ -
1200 Fringe Benefits	\$ -	\$ -	\$ -	\$ -
1300 Travel Related	\$ -	\$ -	\$ -	\$ -
2000 Total Maintenance & Operations	\$ 58,096.08	\$ 49,614.63	\$ -	\$ 8,481.45
4100 Total Machinery & Equipment, Capital Outlay	\$ -	\$ -	\$ -	\$ -
All Other Expenses	\$ -	\$ -	\$ -	\$ -
<b>TOTAL EXPENDITURES 2021-22 FISCAL YEAR</b>	\$ 58,096.08	\$ 49,614.63	\$ -	\$ 8,481.45

COURT CLERK PRESERVATION COVERING THE PERIOD 7/1/2021 TO 6/30/2022  
ESTIMATE OF NEEDS FOR 2022-2023

M-7210

COURT CLERK PRESERVATION

## Schedule 1: Current Balance Sheet - June 30, 2022

<b>ASSETS:</b>	
Cash Balances	\$ 36,173.44
Investments	\$ -
<b>TOTAL ASSETS</b>	<b>\$ 36,173.44</b>
<b>LIABILITIES AND RESERVES:</b>	
Warrants Outstanding	\$ -
Reserve for Interest on Warrants	\$ -
Reserves From Schedule 3	\$ -
<b>TOTAL LIABILITIES AND RESERVES</b>	<b>\$ -</b>
<b>CASH FUND BALANCE JUNE 30, 2022</b>	<b>\$ 36,173.44</b>
<b>TOTAL LIABILITIES, RESERVES AND CASH FUND BALANCE</b>	<b>\$ 36,173.44</b>

## Schedule 5: Court Clerk Preservation Fund Balance Sheet of Current and All Prior Years

CURRENT AND ALL PRIOR YEARS	2021-22	PRE-2021
Cash Balance Reported to Excise Board June 30, 2021	\$ -	\$ 23,072.35
Opening Balance from Prior Year	\$ 23,072.35	\$ 23,072.35
Cash Fund Balance Transferred Out	\$ -	\$ -
Cash Fund Balance Transferred In	\$ -	\$ -
Adjusted Cash Balance	\$ 23,072.35	\$ -
Ad Valorem Tax Apportioned To Year In Caption	\$ -	\$ -
Sources of Revenue		
9000 Interest, Mortgage Tax	\$ -	\$ -
9100 Local Revenues	\$ 13,101.09	\$ 14,107.85
9200 State Revenues	\$ -	\$ -
9300 Federal Revenues	\$ -	\$ -
9400 Miscellaneous Revenues	\$ -	\$ -
9500 Special Assessments	\$ -	\$ -
9600 Other Revenues	\$ -	\$ -
9700 School Revenues	\$ -	\$ -
All Other Non-Tax Revenues	\$ -	\$ -
Sales Tax and Sales Tax Interest	\$ -	\$ -
Cash Fund Balance Forward From Preceding Year	\$ -	\$ -
Prior Expenditures Recovered	\$ -	\$ -
<b>TOTAL RECEIPTS</b>	<b>\$ 13,101.09</b>	<b>\$ -</b>
<b>TOTAL RECEIPTS AND BALANCE</b>	<b>\$ 36,173.44</b>	<b>\$ -</b>
Warrants of Year in Caption	\$ -	\$ -
Interest Paid Thereon	\$ -	\$ -
<b>TOTAL DISBURSEMENTS</b>	<b>\$ -</b>	<b>\$ -</b>
<b>CASH BALANCE JUNE 30, 2022</b>	<b>\$ 36,173.44</b>	<b>\$ -</b>
Reserve for Warrants Outstanding	\$ -	\$ -
Reserve for Interest on Warrants	\$ -	\$ -
Reserves From Schedule 8	\$ -	\$ -
<b>TOTAL LIABILITIES AND RESERVE</b>	<b>\$ -</b>	<b>\$ -</b>
<b>DEFICIT:</b>	<b>\$ -</b>	<b>\$ -</b>
<b>CASH BALANCE FORWARD TO NEXT YEAR</b>	<b>\$ 36,173.44</b>	<b>\$ -</b>

## Schedule 9: Court Clerk Preservation Fund Summary of Expenses

Total for Expenses	Net Appropriations July 1, 2022	Warrants Issued	Reserves	Approved by County Excise
1100 Total Salaries	\$ -	\$ -	\$ -	\$ -
1200 Fringe Benefits	\$ -	\$ -	\$ -	\$ -
1300 Travel Related	\$ -	\$ -	\$ -	\$ -
2000 Total Maintenance & Operations	\$ 36,173.44	\$ -	\$ -	\$ 36,173.44
4100 Total Machinery & Equipment, Capital Outlay	\$ -	\$ -	\$ -	\$ -
All Other Expenses	\$ -	\$ -	\$ -	\$ -
<b>TOTAL EXPENDITURES 2021-22 FISCAL YEAR</b>	<b>\$ 36,173.44</b>	<b>\$ -</b>	<b>\$ -</b>	<b>\$ 36,173.44</b>

INDIVIDUAL REDEMPTION COVERING THE PERIOD 7/1/2021 TO 6/30/2022  
ESTIMATE OF NEEDS FOR 2022-2023

Page 57

M-7401

INDIVIDUAL REDEMPTION

Schedule 1: Current Balance Sheet - June 30, 2022	
<b>ASSETS:</b>	
Cash Balances	
Investments	\$ 133.57
<b>TOTAL ASSETS</b>	\$ -
<b>LIABILITIES AND RESERVES:</b>	\$ 133.57
Warrants Outstanding	
Reserve for Interest on Warrants	\$ -
Reserves From Schedule 3	\$ -
<b>TOTAL LIABILITIES AND RESERVES</b>	\$ -
<b>CASH FUND BALANCE JUNE 30, 2022</b>	\$ 133.57
<b>TOTAL LIABILITIES, RESERVES AND CASH FUND BALANCE</b>	\$ 133.57

Schedule 5: Individual Redemption Fund Balance Sheet of Current and All Prior Years		
CURRENT AND ALL PRIOR YEARS	2021-22	PRE-2021
Cash Balance Reported to Excise Board June 30, 2021	\$ -	\$ 133.57
Opening Balance from Prior Year	\$ 133.57	\$ 133.57
Cash Fund Balance Transferred Out	\$ -	\$ -
Cash Fund Balance Transferred In	\$ -	\$ -
<b>Adjusted Cash Balance</b>	\$ 133.57	\$ -
Ad Valorem Tax Apportioned To Year In Caption	\$ -	\$ -
Sources of Revenue		
9000 Interest, Mortgage Tax	\$ -	\$ -
9100 Local Revenues	\$ -	\$ -
9200 State Revenues	\$ -	\$ -
9300 Federal Revenues	\$ -	\$ -
9400 Miscellaneous Revenues	\$ -	\$ -
9500 Special Assessments	\$ -	\$ -
9600 Other Revenues	\$ -	\$ -
9700 School Revenues	\$ -	\$ -
All Other Non-Tax Revenues	\$ -	\$ -
Sales Tax and Sales Tax Interest	\$ -	\$ -
Cash Fund Balance Forward From Preceding Year	\$ -	\$ -
Prior Expenditures Recovered	\$ -	\$ -
<b>TOTAL RECEIPTS</b>	\$ -	\$ -
<b>TOTAL RECEIPTS AND BALANCE</b>	\$ 133.57	\$ -
Warrants of Year in Caption	\$ -	\$ -
Interest Paid Thereon	\$ -	\$ -
<b>TOTAL DISBURSEMENTS</b>	\$ -	\$ -
<b>CASH BALANCE JUNE 30, 2022</b>	\$ 133.57	\$ -
Reserve for Warrants Outstanding	\$ -	\$ -
Reserve for Interest on Warrants	\$ -	\$ -
Reserves From Schedule 8	\$ -	\$ -
<b>TOTAL LIABILITIES AND RESERVE</b>	\$ -	\$ -
<b>DEFICIT:</b>	\$ -	\$ -
<b>CASH BALANCE FORWARD TO NEXT YEAR</b>	\$ 133.57	\$ -

Schedule 9: Individual Redemption Fund Summary of Expenses				
Total for Expenses	Net Appropriations July 1, 2022	Warrants Issued	Reserves	Approved by County Excise
1100 Total Salaries	\$ -	\$ -	\$ -	\$ -
1200 Fringe Benefits	\$ -	\$ -	\$ -	\$ -
1300 Travel Related	\$ -	\$ -	\$ -	\$ -
2000 Total Maintenance & Operations	\$ 133.57	\$ -	\$ -	\$ 133.57
4100 Total Machinery & Equipment, Capital Outlay	\$ -	\$ -	\$ -	\$ -
All Other Expenses	\$ -	\$ -	\$ -	\$ -
<b>TOTAL EXPENDITURES 2021-22 FISCAL YEAR</b>	\$ 133.57	\$ -	\$ -	\$ 133.57



EXCESS RESALE COVERING THE PERIOD 7/1/2021 TO 6/30/2022  
ESTIMATE OF NEEDS FOR 2022-2023

M-7402

EXCESS RESALE

<b>Schedule 1: Current Balance Sheet - June 30, 2022</b>	
<b>ASSETS:</b>	
Cash Balances	\$ 100,973.01
Investments	\$ -
<b>TOTAL ASSETS</b>	<b>\$ 100,973.01</b>
<b>LIABILITIES AND RESERVES:</b>	
Warrants Outstanding	\$ -
Reserve for Interest on Warrants	\$ -
Reserves From Schedule 3	\$ -
<b>TOTAL LIABILITIES AND RESERVES</b>	<b>\$ -</b>
<b>CASH FUND BALANCE JUNE 30, 2022</b>	<b>\$ 100,973.01</b>
<b>TOTAL LIABILITIES, RESERVES AND CASH FUND BALANCE</b>	<b>\$ 100,973.01</b>

<b>Schedule 5: Excess Resale Fund Balance Sheet of Current and All Prior Years</b>		
<b>CURRENT AND ALL PRIOR YEARS</b>	<b>2021-22</b>	<b>PRE-2021</b>
Cash Balance Reported to Excise Board June 30, 2021	\$ -	\$ -
Opening Balance from Prior Year	\$ -	\$ -
Cash Fund Balance Transferred Out	\$ -	\$ -
Cash Fund Balance Transferred In	\$ -	\$ -
Adjusted Cash Balance	\$ -	\$ -
Ad Valorem Tax Apportioned To Year In Caption	\$ -	\$ -
Sources of Revenue		
9000 Interest, Mortgage Tax	\$ -	\$ -
9100 Local Revenues	\$ 100,973.01	\$ -
9200 State Revenues	\$ -	\$ -
9300 Federal Revenues	\$ -	\$ -
9400 Miscellaneous Revenues	\$ -	\$ -
9500 Special Assessments	\$ -	\$ -
9600 Other Revenues	\$ -	\$ -
9700 School Revenues	\$ -	\$ -
All Other Non-Tax Revenues	\$ -	\$ -
Sales Tax and Sales Tax Interest	\$ -	\$ -
Cash Fund Balance Forward From Preceding Year	\$ -	\$ -
Prior Expenditures Recovered	\$ -	\$ -
<b>TOTAL RECEIPTS</b>	<b>\$ 100,973.01</b>	<b>\$ -</b>
<b>TOTAL RECEIPTS AND BALANCE</b>	<b>\$ 100,973.01</b>	<b>\$ -</b>
Warrants of Year in Caption	\$ -	\$ -
Interest Paid Thereon	\$ -	\$ -
<b>TOTAL DISBURSEMENTS</b>	<b>\$ -</b>	<b>\$ -</b>
<b>CASH BALANCE JUNE 30, 2022</b>	<b>\$ 100,973.01</b>	<b>\$ -</b>
Reserve for Warrants Outstanding	\$ -	\$ -
Reserve for Interest on Warrants	\$ -	\$ -
Reserves From Schedule 8	\$ -	\$ -
<b>TOTAL LIABILITIES AND RESERVE</b>	<b>\$ -</b>	<b>\$ -</b>
<b>DEFICIT:</b>	<b>\$ -</b>	<b>\$ -</b>
<b>CASH BALANCE FORWARD TO NEXT YEAR</b>	<b>\$ 100,973.01</b>	<b>\$ -</b>

<b>Schedule 9: Excess Resale Fund Summary of Expenses</b>				
<b>Total for Expenses</b>	<b>Net Appropriations July 1, 2022</b>	<b>Warrants Issued</b>	<b>Reserves</b>	<b>Approved by County Excise</b>
1100 Total Salaries	\$ -	\$ -	\$ -	\$ -
1200 Fringe Benefits	\$ -	\$ -	\$ -	\$ -
1300 Travel Related	\$ -	\$ -	\$ -	\$ -
2000 Total Maintenance & Operations	\$ 100,973.01	\$ -	\$ -	\$ 100,973.01
4100 Total Machinery & Equipment, Capital Outlay	\$ -	\$ -	\$ -	\$ -
All Other Expenses	\$ -	\$ -	\$ -	\$ -
<b>TOTAL EXPENDITURES 2021-22 FISCAL YEAR</b>	<b>\$ 100,973.01</b>	<b>\$ -</b>	<b>\$ -</b>	<b>\$ 100,973.01</b>

TAX REFUNDS COVERING THE PERIOD 7/1/2021 TO 6/30/2022  
ESTIMATE OF NEEDS FOR 2022-2023

Page 59

M-7408

TAX REFUNDS

Schedule 1: Current Balance Sheet - June 30, 2022	
<b>ASSETS:</b>	
Cash Balances	\$ 198.00
Investments	\$ -
<b>TOTAL ASSETS</b>	<b>\$ 198.00</b>
<b>LIABILITIES AND RESERVES:</b>	
Warrants Outstanding	\$ -
Reserve for Interest on Warrants	\$ -
Reserves From Schedule 3	\$ -
<b>TOTAL LIABILITIES AND RESERVES</b>	<b>\$ -</b>
<b>CASH FUND BALANCE JUNE 30, 2022</b>	<b>\$ 198.00</b>
<b>TOTAL LIABILITIES, RESERVES AND CASH FUND BALANCE</b>	<b>\$ 198.00</b>

Schedule 5: Tax Refunds Fund Balance Sheet of Current and All Prior Years		
CURRENT AND ALL PRIOR YEARS	2021-22	PRE-2021
Cash Balance Reported to Excise Board June 30, 2021	\$ -	\$ -
Opening Balance from Prior Year	\$ -	\$ -
Cash Fund Balance Transferred Out	\$ 1,648.65	\$ -
Cash Fund Balance Transferred In	\$ 18,507.19	\$ -
Adjusted Cash Balance	\$ 16,858.54	\$ -
Ad Valorem Tax Apportioned To Year In Caption	\$ -	\$ -
Sources of Revenue		
9000 Interest, Mortgage Tax	\$ -	\$ -
9100 Local Revenues	\$ -	\$ -
9200 State Revenues	\$ -	\$ -
9300 Federal Revenues	\$ -	\$ -
9400 Miscellaneous Revenues	\$ -	\$ -
9500 Special Assessments	\$ -	\$ -
9600 Other Revenues	\$ -	\$ -
9700 School Revenues	\$ -	\$ -
All Other Non-Tax Revenues	\$ -	\$ -
Sales Tax and Sales Tax Interest	\$ -	\$ -
Cash Fund Balance Forward From Preceding Year	\$ -	\$ -
Prior Expenditures Recovered	\$ -	\$ -
<b>TOTAL RECEIPTS</b>	<b>\$ -</b>	<b>\$ -</b>
<b>TOTAL RECEIPTS AND BALANCE</b>	<b>\$ 16,858.54</b>	<b>\$ -</b>
Warrants of Year in Caption	\$ 16,660.54	\$ -
Interest Paid Thereon	\$ -	\$ -
<b>TOTAL DISBURSEMENTS</b>	<b>\$ 16,660.54</b>	<b>\$ -</b>
<b>CASH BALANCE JUNE 30, 2022</b>	<b>\$ 198.00</b>	<b>\$ -</b>
Reserve for Warrants Outstanding	\$ -	\$ -
Reserve for Interest on Warrants	\$ -	\$ -
Reserves From Schedule 8	\$ -	\$ -
<b>TOTAL LIABILITIES AND RESERVE</b>	<b>\$ -</b>	<b>\$ -</b>
<b>DEFICIT:</b>	<b>\$ -</b>	<b>\$ -</b>
<b>CASH BALANCE FORWARD TO NEXT YEAR</b>	<b>\$ 198.00</b>	<b>\$ -</b>

Schedule 9: Tax Refunds Fund Summary of Expenses				
Total for Expenses	Net Appropriations July 1, 2022	Warrants Issued	Reserves	Approved by County Excise
1100 Total Salaries	\$ -	\$ -	\$ -	\$ -
1200 Fringe Benefits	\$ -	\$ -	\$ -	\$ -
1300 Travel Related	\$ -	\$ -	\$ -	\$ -
2000 Total Maintenance & Operations	\$ 16,858.54	\$ 16,660.54	\$ -	\$ 198.00
4100 Total Machinery & Equipment, Capital Outlay	\$ -	\$ -	\$ -	\$ -
All Other Expenses	\$ -	\$ -	\$ -	\$ -
<b>TOTAL EXPENDITURES 2021-22 FISCAL YEAR</b>	<b>\$ 16,858.54</b>	<b>\$ 16,660.54</b>	<b>\$ -</b>	<b>\$ 198.00</b>

M-7506

EMERGENCY TRANSPORTATION REVOLVING

## Schedule 1: Current Balance Sheet - June 30, 2022

<b>ASSETS:</b>	
Cash Balances	\$ 180,956.27
Investments	\$ -
<b>TOTAL ASSETS</b>	<b>\$ 180,956.27</b>
<b>LIABILITIES AND RESERVES:</b>	
Warrants Outstanding	\$ -
Reserve for Interest on Warrants	\$ -
Reserves From Schedule 3	\$ -
<b>TOTAL LIABILITIES AND RESERVES</b>	<b>\$ -</b>
<b>CASH FUND BALANCE JUNE 30, 2022</b>	<b>\$ 180,956.27</b>
<b>TOTAL LIABILITIES, RESERVES AND CASH FUND BALANCE</b>	<b>\$ 180,956.27</b>

## Schedule 5: Emergency Transportation Revolving Fund Balance Sheet of Current and All Prior Years

CURRENT AND ALL PRIOR YEARS	2021-22	PRE-2021
Cash Balance Reported to Excise Board June 30, 2021	\$ -	\$ 199,678.17
Opening Balance from Prior Year	\$ 180,956.27	\$ 180,956.27
Cash Fund Balance Transferred Out	\$ -	\$ -
Cash Fund Balance Transferred In	\$ -	\$ -
Adjusted Cash Balance	\$ 180,956.27	\$ 18,721.90
Ad Valorem Tax Apportioned To Year In Caption	\$ -	\$ -
Sources of Revenue		
9000 Interest, Mortgage Tax	\$ -	\$ -
9100 Local Revenues	\$ -	\$ -
9200 State Revenues	\$ -	\$ -
9300 Federal Revenues	\$ -	\$ 775,000.00
9400 Miscellaneous Revenues	\$ -	\$ -
9500 Special Assessments	\$ -	\$ -
9600 Other Revenues	\$ -	\$ -
9700 School Revenues	\$ -	\$ -
All Other Non-Tax Revenues	\$ -	\$ -
Sales Tax and Sales Tax Interest	\$ -	\$ -
Cash Fund Balance Forward From Preceding Year	\$ -	\$ -
Prior Expenditures Recovered	\$ -	\$ -
<b>TOTAL RECEIPTS</b>	<b>\$ -</b>	<b>\$ -</b>
<b>TOTAL RECEIPTS AND BALANCE</b>	<b>\$ 180,956.27</b>	<b>\$ 18,721.90</b>
Warrants of Year in Caption	\$ -	\$ 18,721.90
Interest Paid Thereon	\$ -	\$ -
<b>TOTAL DISBURSEMENTS</b>	<b>\$ -</b>	<b>\$ -</b>
<b>CASH BALANCE JUNE 30, 2022</b>	<b>\$ 180,956.27</b>	<b>\$ 18,721.90</b>
Reserve for Warrants Outstanding	\$ -	\$ -
Reserve for Interest on Warrants	\$ -	\$ -
Reserves From Schedule 8	\$ -	\$ -
<b>TOTAL LIABILITIES AND RESERVE</b>	<b>\$ -</b>	<b>\$ -</b>
<b>DEFICIT:</b>	<b>\$ -</b>	<b>\$ -</b>
<b>CASH BALANCE FORWARD TO NEXT YEAR</b>	<b>\$ 180,956.27</b>	<b>\$ -</b>

## Schedule 9: Emergency Transportation Revolving Fund Summary of Expenses

Total for Expenses	Net Appropriations July 1, 2022	Warrants Issued	Reserves	Approved by County Excise
1100 Total Salaries	\$ -	\$ -	\$ -	\$ -
1200 Fringe Benefits	\$ -	\$ -	\$ -	\$ -
1300 Travel Related	\$ -	\$ -	\$ -	\$ -
2000 Total Maintenance & Operations	\$ 180,956.27	\$ -	\$ -	\$ 180,956.27
4100 Total Machinery & Equipment, Capital Outlay	\$ -	\$ -	\$ -	\$ -
All Other Expenses	\$ -	\$ -	\$ -	\$ -
<b>TOTAL EXPENDITURES 2021-22 FISCAL YEAR</b>	<b>\$ 180,956.27</b>	<b>\$ -</b>	<b>\$ -</b>	<b>\$ 180,956.27</b>

EDUCATIONAL TRUST COVERING THE PERIOD 7/1/2021 TO 6/30/2022  
ESTIMATE OF NEEDS FOR 2022-2023

Page 61

M-7605

EDUCATIONAL TRUST

Schedule 1: Current Balance Sheet - June 30, 2022	
<b>ASSETS:</b>	
Cash Balances	\$ 21,910.00
Investments	\$ -
<b>TOTAL ASSETS</b>	<b>\$ 21,910.00</b>
<b>LIABILITIES AND RESERVES:</b>	
Warrants Outstanding	\$ -
Reserve for Interest on Warrants	\$ -
Reserves From Schedule 3	\$ -
<b>TOTAL LIABILITIES AND RESERVES</b>	<b>\$ -</b>
<b>CASH FUND BALANCE JUNE 30, 2022</b>	<b>\$ 21,910.00</b>
<b>TOTAL LIABILITIES, RESERVES AND CASH FUND BALANCE</b>	<b>\$ 21,910.00</b>

Schedule 5: Educational Trust Fund Balance Sheet of Current and All Prior Years		
CURRENT AND ALL PRIOR YEARS	2021-22	PRE-2021
Cash Balance Reported to Excise Board June 30, 2021	\$ -	\$ 11,150.00
Opening Balance from Prior Year	\$ 11,150.00	\$ 11,150.00
Cash Fund Balance Transferred Out	\$ -	\$ -
Cash Fund Balance Transferred In	\$ -	\$ -
<b>Adjusted Cash Balance</b>	<b>\$ 11,150.00</b>	<b>\$ -</b>
Ad Valorem Tax Apportioned To Year In Caption	\$ -	\$ -
Sources of Revenue		
9000 Interest, Mortgage Tax	\$ -	\$ -
9100 Local Revenues	\$ -	\$ 17,150.00
9200 State Revenues	\$ -	\$ -
9300 Federal Revenues	\$ -	\$ -
9400 Miscellaneous Revenues	\$ 13,760.00	\$ -
9500 Special Assessments	\$ -	\$ -
9600 Other Revenues	\$ -	\$ -
9700 School Revenues	\$ -	\$ -
All Other Non-Tax Revenues	\$ -	\$ -
Sales Tax and Sales Tax Interest	\$ -	\$ -
Cash Fund Balance Forward From Preceding Year	\$ -	\$ -
Prior Expenditures Recovered	\$ -	\$ -
<b>TOTAL RECEIPTS</b>	<b>\$ 13,760.00</b>	<b>\$ -</b>
<b>TOTAL RECEIPTS AND BALANCE</b>	<b>\$ 24,910.00</b>	<b>\$ -</b>
Warrants of Year in Caption	\$ 3,000.00	\$ -
Interest Paid Thereon	\$ -	\$ -
<b>TOTAL DISBURSEMENTS</b>	<b>\$ 3,000.00</b>	<b>\$ -</b>
<b>CASH BALANCE JUNE 30, 2022</b>	<b>\$ 21,910.00</b>	<b>\$ -</b>
Reserve for Warrants Outstanding	\$ -	\$ -
Reserve for Interest on Warrants	\$ -	\$ -
Reserves From Schedule 8	\$ -	\$ -
<b>TOTAL LIABILITIES AND RESERVE</b>	<b>\$ -</b>	<b>\$ -</b>
<b>DEFICIT:</b>	<b>\$ -</b>	<b>\$ -</b>
<b>CASH BALANCE FORWARD TO NEXT YEAR</b>	<b>\$ 21,910.00</b>	<b>\$ -</b>

Schedule 9: Educational Trust Fund Summary of Expenses				
Total for Expenses	Net Appropriations July 1, 2022	Warrants Issued	Reserves	Approved by County Excise
1100 Total Salaries	\$ -	\$ -	\$ -	\$ -
1200 Fringe Benefits	\$ -	\$ -	\$ -	\$ -
1300 Travel Related	\$ -	\$ -	\$ -	\$ -
2000 Total Maintenance & Operations	\$ 24,910.00	\$ 3,000.00	\$ -	\$ 21,910.00
4100 Total Machinery & Equipment, Capital Outlay	\$ -	\$ -	\$ -	\$ -
All Other Expenses	\$ -	\$ -	\$ -	\$ -
<b>TOTAL EXPENDITURES 2021-22 FISCAL YEAR</b>	<b>\$ 24,910.00</b>	<b>\$ 3,000.00</b>	<b>\$ -</b>	<b>\$ 21,910.00</b>

INDEPENDENT SCHOOL REMIT COVERING THE PERIOD 7/1/2021 TO 6/30/2022  
ESTIMATE OF NEEDS FOR 2022-2023

INDEPENDENT SCHOOL REMIT

M-7702

<b>Schedule 1: Current Balance Sheet - June 30, 2022</b>	
<b>ASSETS:</b>	
Cash Balances	\$ 105,610.50
Investments	\$ -
<b>TOTAL ASSETS</b>	<b>\$ 105,610.50</b>
<b>LIABILITIES AND RESERVES:</b>	
Warrants Outstanding	\$ -
Reserve for Interest on Warrants	\$ -
Reserves From Schedule 3	\$ -
<b>TOTAL LIABILITIES AND RESERVES</b>	<b>\$ -</b>
<b>CASH FUND BALANCE JUNE 30, 2022</b>	<b>\$ 105,610.50</b>
<b>TOTAL LIABILITIES, RESERVES AND CASH FUND BALANCE</b>	<b>\$ 105,610.50</b>

<b>Schedule 5: Independent School Remit Fund Balance Sheet of Current and All Prior Years</b>		
<b>CURRENT AND ALL PRIOR YEARS</b>	<b>2021-22</b>	<b>PRE-2021</b>
Cash Balance Reported to Excise Board June 30, 2021	\$ -	\$ 105,046.08
Opening Balance from Prior Year	\$ 105,046.08	\$ 105,046.08
Cash Fund Balance Transferred Out	\$ -	\$ -
Cash Fund Balance Transferred In	\$ -	\$ -
<b>Adjusted Cash Balance</b>	<b>\$ 105,046.08</b>	<b>\$ -</b>
Ad Valorem Tax Apportioned To Year In Caption	\$ 11,181,021.19	\$ -
<b>Sources of Revenue</b>		
9000 Interest, Mortgage Tax	\$ 218,676.26	\$ 231,418.80
9100 Local Revenues	\$ 3,855.30	\$ 5,825.13
9200 State Revenues	\$ 420.78	\$ 414.91
9300 Federal Revenues	\$ -	\$ -
9400 Miscellaneous Revenues	\$ 33,333.33	\$ -
9500 Special Assessments	\$ -	\$ -
9600 Other Revenues	\$ -	\$ -
9700 School Revenues	\$ -	\$ -
All Other Non-Tax Revenues	\$ -	\$ -
Sales Tax and Sales Tax Interest	\$ -	\$ -
Cash Fund Balance Forward From Preceding Year	\$ -	\$ -
Prior Expenditures Recovered	\$ -	\$ -
<b>TOTAL RECEIPTS</b>	<b>\$ 11,437,306.86</b>	<b>\$ -</b>
<b>TOTAL RECEIPTS AND BALANCE</b>	<b>\$ 11,542,352.94</b>	<b>\$ -</b>
Warrants of Year in Caption	\$ 11,436,742.44	\$ -
Interest Paid Thereon	\$ -	\$ -
<b>TOTAL DISBURSEMENTS</b>	<b>\$ 11,436,742.44</b>	<b>\$ -</b>
<b>CASH BALANCE JUNE 30, 2022</b>	<b>\$ 105,610.50</b>	<b>\$ -</b>
Reserve for Warrants Outstanding	\$ -	\$ -
Reserve for Interest on Warrants	\$ -	\$ -
Reserves From Schedule 8	\$ -	\$ -
<b>TOTAL LIABILITIES AND RESERVE</b>	<b>\$ -</b>	<b>\$ -</b>
<b>DEFICIT:</b>	<b>\$ -</b>	<b>\$ -</b>
<b>CASH BALANCE FORWARD TO NEXT YEAR</b>	<b>\$ 105,610.50</b>	<b>\$ -</b>

<b>Schedule 9: Independent School Remit Fund Summary of Expenses</b>				
<b>Total for Expenses</b>	<b>Net Appropriations July 1, 2022</b>	<b>Warrants Issued</b>	<b>Reserves</b>	<b>Approved by County Excise</b>
1100 Total Salaries	\$ -	\$ -	\$ -	\$ -
1200 Fringe Benefits	\$ -	\$ -	\$ -	\$ -
1300 Travel Related	\$ -	\$ -	\$ -	\$ -
2000 Total Maintenance & Operations	\$ -	\$ -	\$ -	\$ -
4100 Total Machinery & Equipment, Capital Outlay	\$ -	\$ -	\$ -	\$ -
All Other Expenses	\$ 11,542,352.94	\$ 11,436,742.44	\$ -	\$ 105,610.50
<b>TOTAL EXPENDITURES 2021-22 FISCAL YEAR</b>	<b>\$ 11,542,352.94</b>	<b>\$ 11,436,742.44</b>	<b>\$ -</b>	<b>\$ 105,610.50</b>

MUNICIPAL-CITY-TOWN REMIT COVERING THE PERIOD 7/1/2021 TO 6/30/2022  
ESTIMATE OF NEEDS FOR 2022-2023

Page 63

M-7703

MUNICIPAL-CITY-TOWN REMIT

Schedule 1: Current Balance Sheet - June 30, 2022	
<b>ASSETS:</b>	
Cash Balances	\$ 37,890.62
Investments	\$ -
<b>TOTAL ASSETS</b>	\$ 37,890.62
<b>LIABILITIES AND RESERVES:</b>	
Warrants Outstanding	\$ 381.07
Reserve for Interest on Warrants	\$ -
Reserves From Schedule 3	\$ -
<b>TOTAL LIABILITIES AND RESERVES</b>	\$ 381.07
<b>CASH FUND BALANCE JUNE 30, 2022</b>	\$ 37,509.55
<b>TOTAL LIABILITIES, RESERVES AND CASH FUND BALANCE</b>	\$ 37,890.62

Schedule 5: Municipal-City-Town Remit Fund Balance Sheet of Current and All Prior Years		
CURRENT AND ALL PRIOR YEARS	2021-22	PRE-2021
Cash Balance Reported to Excise Board June 30, 2021	\$ -	\$ 51,411.92
Opening Balance from Prior Year	\$ 51,195.21	\$ 51,195.21
Cash Fund Balance Transferred Out	\$ -	\$ -
Cash Fund Balance Transferred In	\$ -	\$ -
Adjusted Cash Balance	\$ 51,195.21	\$ 216.71
Ad Valorem Tax Apportioned To Year In Caption	\$ -	\$ -
Sources of Revenue		
9000 Interest, Mortgage Tax	\$ -	\$ -
9100 Local Revenues	\$ -	\$ -
9200 State Revenues	\$ 325,105.93	\$ 322,960.55
9300 Federal Revenues	\$ -	\$ -
9400 Miscellaneous Revenues	\$ 33,298.59	\$ -
9500 Special Assessments	\$ 41,633.38	\$ 55,921.04
9600 Other Revenues	\$ -	\$ -
9700 School Revenues	\$ -	\$ -
All Other Non-Tax Revenues	\$ -	\$ -
Sales Tax and Sales Tax Interest	\$ -	\$ -
Cash Fund Balance Forward From Preceding Year	\$ -	\$ -
Prior Expenditures Recovered	\$ -	\$ -
<b>TOTAL RECEIPTS</b>	\$ 400,037.90	\$ -
<b>TOTAL RECEIPTS AND BALANCE</b>	\$ 451,233.11	\$ 216.71
Warrants of Year in Caption	\$ 413,342.49	\$ 216.71
Interest Paid Thereon	\$ -	\$ -
<b>TOTAL DISBURSEMENTS</b>	\$ 413,342.49	\$ 216.71
<b>CASH BALANCE JUNE 30, 2022</b>	\$ 37,890.62	\$ (0.00)
Reserve for Warrants Outstanding	\$ 381.07	\$ -
Reserve for Interest on Warrants	\$ -	\$ -
Reserves From Schedule 8	\$ -	\$ -
<b>TOTAL LIABILITIES AND RESERVE</b>	\$ 381.07	\$ -
<b>DEFICIT:</b>	\$ -	\$ (0.00)
<b>CASH BALANCE FORWARD TO NEXT YEAR</b>	\$ 37,509.55	\$ -

Schedule 9: Municipal-City-Town Remit Fund Summary of Expenses				
Total for Expenses	Net Appropriations July 1, 2022	Warrants Issued	Reserves	Approved by County Excise
1100 Total Salaries	\$ -	\$ -	\$ -	\$ -
1200 Fringe Benefits	\$ -	\$ -	\$ -	\$ -
1300 Travel Related	\$ -	\$ -	\$ -	\$ -
2000 Total Maintenance & Operations	\$ -	\$ -	\$ -	\$ -
4100 Total Machinery & Equipment, Capital Outlay	\$ -	\$ -	\$ -	\$ -
All Other Expenses	\$ 451,233.11	\$ 413,723.56	\$ -	\$ 37,509.55
<b>TOTAL EXPENDITURES 2021-22 FISCAL YEAR</b>	\$ 451,233.11	\$ 413,723.56	\$ -	\$ 37,509.55



## ESTIMATE OF NEEDS FOR 2022-2023

M-7704

EMERGENCY MEDICAL SERVICE DISTRICT (EMS-522) REMIT

## Schedule 1: Current Balance Sheet - June 30, 2022

<b>ASSETS:</b>	
Cash Balances	\$ 4,615.08
Investments	\$ -
<b>TOTAL ASSETS</b>	<b>\$ 4,615.08</b>
<b>LIABILITIES AND RESERVES:</b>	
Warrants Outstanding	\$ -
Reserve for Interest on Warrants	\$ -
Reserves From Schedule 3	\$ -
<b>TOTAL LIABILITIES AND RESERVES</b>	<b>\$ -</b>
<b>CASH FUND BALANCE JUNE 30, 2022</b>	<b>\$ 4,615.08</b>
<b>TOTAL LIABILITIES, RESERVES AND CASH FUND BALANCE</b>	<b>\$ 4,615.08</b>

## Schedule 5: Emergency Medical Service District (Ems-522) Remit Fund Balance Sheet of Current and All Prior Years

CURRENT AND ALL PRIOR YEARS	2021-22	PRE-2021
Cash Balance Reported to Excise Board June 30, 2021	\$ -	\$ 4,183.33
Opening Balance from Prior Year	\$ 4,183.33	\$ 4,183.33
Cash Fund Balance Transferred Out	\$ -	\$ -
Cash Fund Balance Transferred In	\$ -	\$ -
<b>Adjusted Cash Balance</b>	<b>\$ 4,183.33</b>	<b>\$ -</b>
Ad Valorem Tax Apportioned To Year In Caption	\$ 570,150.58	\$ -
<b>Sources of Revenue</b>		
9000 Interest, Mortgage Tax	\$ -	\$ -
9100 Local Revenues	\$ -	\$ 5,061.26
9200 State Revenues	\$ 21.76	\$ 21.98
9300 Federal Revenues	\$ -	\$ -
9400 Miscellaneous Revenues	\$ -	\$ -
9500 Special Assessments	\$ -	\$ -
9600 Other Revenues	\$ -	\$ -
9700 School Revenues	\$ -	\$ -
All Other Non-Tax Revenues	\$ -	\$ -
Sales Tax and Sales Tax Interest	\$ -	\$ -
Cash Fund Balance Forward From Preceding Year	\$ -	\$ -
Prior Expenditures Recovered	\$ -	\$ -
<b>TOTAL RECEIPTS</b>	<b>\$ 570,172.34</b>	<b>\$ -</b>
<b>TOTAL RECEIPTS AND BALANCE</b>	<b>\$ 574,355.67</b>	<b>\$ -</b>
Warrants of Year in Caption	\$ 569,740.59	\$ -
Interest Paid Thereon	\$ -	\$ -
<b>TOTAL DISBURSEMENTS</b>	<b>\$ 569,740.59</b>	<b>\$ -</b>
<b>CASH BALANCE JUNE 30, 2022</b>	<b>\$ 4,615.08</b>	<b>\$ -</b>
Reserve for Warrants Outstanding	\$ -	\$ -
Reserve for Interest on Warrants	\$ -	\$ -
Reserves From Schedule 8	\$ -	\$ -
<b>TOTAL LIABILITIES AND RESERVE</b>	<b>\$ -</b>	<b>\$ -</b>
<b>DEFICIT:</b>	<b>\$ -</b>	<b>\$ -</b>
<b>CASH BALANCE FORWARD TO NEXT YEAR</b>	<b>\$ 4,615.08</b>	<b>\$ -</b>

## Schedule 9: Emergency Medical Service District (Ems-522) Remit Fund Summary of Expenses

Total for Expenses	Net Appropriations July 1, 2022	Warrants Issued	Reserves	Approved by County Excise
1100 Total Salaries	\$ -	\$ -	\$ -	\$ -
1200 Fringe Benefits	\$ -	\$ -	\$ -	\$ -
1300 Travel Related	\$ -	\$ -	\$ -	\$ -
2000 Total Maintenance & Operations	\$ -	\$ -	\$ -	\$ -
4100 Total Machinery & Equipment, Capital Outlay	\$ -	\$ -	\$ -	\$ -
All Other Expenses	\$ 574,355.67	\$ 569,740.59	\$ -	\$ 4,615.08
<b>TOTAL EXPENDITURES 2021-22 FISCAL YEAR</b>	<b>\$ 574,355.67</b>	<b>\$ 569,740.59</b>	<b>\$ -</b>	<b>\$ 4,615.08</b>

CAREER TECH REMIT COVERING THE PERIOD 7/1/2021 TO 6/30/2022  
ESTIMATE OF NEEDS FOR 2022-2023

Page 65

M-7706

CAREER TECH REMIT

Schedule 1: Current Balance Sheet - June 30, 2022	
<b>ASSETS:</b>	
Cash Balances	
Investments	\$ 16,926.93
<b>TOTAL ASSETS</b>	\$ -
<b>LIABILITIES AND RESERVES:</b>	\$ 16,926.93
Warrants Outstanding	
Reserve for Interest on Warrants	\$ -
Reserves From Schedule 3	\$ -
<b>TOTAL LIABILITIES AND RESERVES</b>	\$ -
<b>CASH FUND BALANCE JUNE 30, 2022</b>	\$ 16,926.93
<b>TOTAL LIABILITIES, RESERVES AND CASH FUND BALANCE</b>	\$ 16,926.93

Schedule 5: Career Tech Remit Fund Balance Sheet of Current and All Prior Years		
<b>CURRENT AND ALL PRIOR YEARS</b>	<b>2021-22</b>	<b>PRE-2021</b>
Cash Balance Reported to Excise Board June 30, 2021	\$ -	\$ 15,264.60
Opening Balance from Prior Year	\$ 15,264.60	\$ 15,264.60
Cash Fund Balance Transferred Out	\$ -	\$ -
Cash Fund Balance Transferred In	\$ -	\$ -
Adjusted Cash Balance	\$ 15,264.60	\$ -
Ad Valorem Tax Apportioned To Year In Caption	\$ 2,091,087.01	\$ -
Sources of Revenue		
9000 Interest, Mortgage Tax	\$ -	\$ -
9100 Local Revenues	\$ -	\$ (3,854.55)
9200 State Revenues	\$ 79.84	\$ 80.60
9300 Federal Revenues	\$ -	\$ -
9400 Miscellaneous Revenues	\$ -	\$ -
9500 Special Assessments	\$ -	\$ -
9600 Other Revenues	\$ -	\$ -
9700 School Revenues	\$ -	\$ -
All Other Non-Tax Revenues	\$ -	\$ -
Sales Tax and Sales Tax Interest	\$ -	\$ -
Cash Fund Balance Forward From Preceding Year	\$ -	\$ -
Prior Expenditures Recovered	\$ -	\$ -
<b>TOTAL RECEIPTS</b>	\$ 2,091,166.85	\$ -
<b>TOTAL RECEIPTS AND BALANCE</b>	\$ 2,106,431.45	\$ -
Warrants of Year in Caption	\$ 2,089,504.52	\$ -
Interest Paid Thereon	\$ -	\$ -
<b>TOTAL DISBURSEMENTS</b>	\$ 2,089,504.52	\$ -
<b>CASH BALANCE JUNE 30, 2022</b>	\$ 16,926.93	\$ -
Reserve for Warrants Outstanding	\$ -	\$ -
Reserve for Interest on Warrants	\$ -	\$ -
Reserves From Schedule 8	\$ -	\$ -
<b>TOTAL LIABILITIES AND RESERVE</b>	\$ -	\$ -
<b>DEFICIT:</b>	\$ -	\$ -
<b>CASH BALANCE FORWARD TO NEXT YEAR</b>	\$ 16,926.93	\$ -

Schedule 9: Career Tech Remit Fund Summary of Expenses				
Total for Expenses	Net Appropriations July 1, 2022	Warrants Issued	Reserves	Approved by County Excise
1100 Total Salaries	\$ -	\$ -	\$ -	\$ -
1200 Fringe Benefits	\$ -	\$ -	\$ -	\$ -
1300 Travel Related	\$ -	\$ -	\$ -	\$ -
2000 Total Maintenance & Operations	\$ -	\$ -	\$ -	\$ -
4100 Total Machinery & Equipment, Capital Outlay	\$ -	\$ -	\$ -	\$ -
All Other Expenses	\$ 2,106,431.45	\$ 2,089,504.52	\$ -	\$ 16,926.93
<b>TOTAL EXPENDITURES 2021-22 FISCAL YEAR</b>	\$ 2,106,431.45	\$ 2,089,504.52	\$ -	\$ 16,926.93

**Statement of Receipts, Disbursements, and Changes in Cash Balances**  
**Exhibit W**

County Funds	Beginning Cash Balance July 1	Receipts Apportioned	Transfers In	Transfers Out	Disbursements	Ending Cash Balance June 30
Exhibit A	\$ 2,829,774.24	\$ 5,049,207.33	\$ 2,492.97	\$ 0.00	\$ 5,166,944.31	\$ 2,714,530.23
Exhibit B	\$ 0.00	\$ 0.00	\$ 0.00	\$ 0.00	\$ 0.00	\$ 0.00
Exhibit D	\$ 1,584,734.53	\$ 2,681,062.76	\$ 0.00	\$ 4,731.00	\$ 2,773,931.17	\$ 1,487,135.12
Exhibit E	\$ 395,305.84	\$ 305,526.74	\$ 0.00	\$ 0.00	\$ 244,262.00	\$ 456,570.58
Total Exhibit G's	\$ 0.00	\$ 0.00	\$ 0.00	\$ 0.00	\$ 0.00	\$ 0.00
Total Exhibit H's	\$ 0.00	\$ 0.00	\$ 0.00	\$ 0.00	\$ 0.00	\$ 0.00
Total Exhibit I's	\$ 4,659,462.03	\$ 3,195,984.28	\$ 4,731.00	\$ 2,527.44	\$ 2,155,577.79	\$ 5,702,072.08
Total Exhibit I.S.T's	\$ 3,960,469.91	\$ 2,862,404.81	\$ 0.00	\$ 0.00	\$ 3,180,110.08	\$ 3,642,764.64
Total Exhibit J's	\$ 0.00	\$ 0.00	\$ 0.00	\$ 0.00	\$ 0.00	\$ 0.00
Total Exhibit K's	\$ 0.00	\$ 0.00	\$ 0.00	\$ 0.00	\$ 0.00	\$ 0.00
Total Exhibit L's	\$ 0.00	\$ 0.00	\$ 0.00	\$ 0.00	\$ 0.00	\$ 0.00
Total Exhibit M's	\$ 885,700.19	\$ 14,651,607.78	\$ 18,507.19	\$ 1,648.65	\$ 15,024,504.54	\$ 529,661.97
Total Amounts	\$ 14,315,446.74	\$ 28,745,793.70	\$ 25,731.16	\$ 8,907.09	\$ 28,545,329.89	\$ 14,532,734.62

Calculation of the Maximum Budget available using  
the Estimated Valuations, Miscellaneous Revenues, and Carryover  
Exhibit X

	General Fund		
	Unrestricted	Sales Tax	Total
General Fund Mill Levy	10.24	0.00	
Total Estimated Assessed Valuation	\$ 198,162,303.00		
Gross Ad Valorem Tax Levy	\$ 2,029,181.98		
Reserve for Delinquency Reserve Percentage 10%	\$ 184,471.09		
Net Ad Valorem Tax Levy	\$ 1,844,710.89		\$ 1,844,710.89
Cash fund balance. June 30	\$ 1,077,347.11	\$ 470,401.66	\$ 1,547,748.77
Miscellaneous Revenue	\$ 2,864,268.89	\$ 0.00	\$ 2,864,268.89
Total Available for Appropriations	\$ 5,786,326.89	\$ 470,401.66	\$ 6,256,728.55

CERTIFICATE OF EXCISE BOARD  
ESTIMATE OF NEEDS FOR 2022-2023

STATE OF OKLAHOMA, COUNTY OF OTTAWA

We, the members of the Excise Board of said County and State, do hereby certify that we have examined the foregoing estimates of proposed current expenses for the ensuing fiscal year as filed with the Board of County Commissioners, and those directly under, or in contractual relationship with, the Board of County Commissioners; we have ascertained from the Financial Statements submitted therewith the amount of Surplus Balances of Cash on Hand; we have considered the uncollected ad valorem taxes of the previous year or years; and we have ascertained that the probable Income estimated to be collected from all sources other than ad valorem taxation may reasonably be expected as a revenue for the ensuing fiscal year, and that the same does not exceed 90% of the actual collection from such sources for the previous fiscal year.

In so doing, we have diligently performed the duties imposed upon the Excise Board by 68 O.S. 1991 Section 3007, (1) ascertaining that the financial statements, as to statistics therein contained reflect the true fiscal condition at the close of the fiscal year, or caused the same to be corrected so to show; (2) struck from the estimate of needs so submitted any items not authorized by law and reduced to the sum authorized by law any items restricted by statute as to the amount lawfully expendable therefore; (3) supplemented such estimate, after proper publication, by an estimate of needs prepared by this Excise Board to make provision for mandatory governmental functions where the estimate submitted wholly failed or was deemed inadequate to fulfill the mandate of the Constitutions or of the Legislature; (4) computed the total means available to each fund in the manner provided; and (5) then and only thereafter.

Accordingly, we have and do hereby appropriate the Surplus Balances of Cash on Hand, and the Revenues and Levies hereinafter set forth for each Fund to the several and specific purposes named in such estimates, by each, to the intent and purpose that CONSTITUTIONAL GOVERNMENTAL FUNCTIONS shall be first assured and provided for, and subsequently to provide for Legislative Governmental Functions insofar as to the available Surpluses, Revenues and Levies will permit; and we have provided also that the Levies are in excess of the amount appropriated to needs after deducting the surplus cash balance on hand, and Estimated Revenues other than tax, by the percentage and amount or reserve for delinquent tax as hereinafter set forth, which we have determined in the manner provided by law.

We further certify that we have examined the within statements of account and estimated needs or requirements of the Governing Board of Ottawa County, in relation to the Sinking Fund or Funds thereof, and after finding the same correct or having caused the same to be corrected pursuant to 68 O. S. 1991 Section 3009, have approved the requirements therefor to fulfill the conditions of Section 26 and 28 of Article 10, Oklahoma Constitution, and have made and certified a tax levy therefor to the extent of the excess of said total requirements over any other legal deduction, including a reserve of caused the same to be corrected pursuant to 68 O. S. 1991 Section 3009, have approved the requirements therefor to fulfill the conditions of Section 26 and 28 of Article 10, Oklahoma Constitution, and have made and certified a tax levy therefor to the extent of the excess of said total requirements over any other legal deduction, including a reserve for delinquent taxes.



CERTIFICATE OF EXCISE BOARD  
ESTIMATE OF NEEDS FOR 2022-2023

EXHIBIT "Y"				Page 72
County Excise Board's Appropriation of Income and Revenue	General Fund	Health Department	Sinking Fund (Exc. Homesteads)	
Appropriation Approved & Provision Made	\$ 6,256,728.55	\$ 639,474.97	\$ -	
Appropriation of Revenues	\$ -	\$ -	\$ -	
Excess of Assets Over Liabilities	\$ 1,547,748.77	\$ 362,047.74	\$ -	
Unclaimed Protest Tax Refunds	\$ -	\$ -	\$ -	
Revenues Approved by Excise Board	\$ 2,864,268.89	\$ -	\$ -	
Est. Value of Surplus Tax in Process	\$ -	\$ -	\$ -	
Sinking Fund Contributions	\$ -	\$ -	\$ -	
Surplus Building Fund Cash	\$ -	\$ -	\$ -	
Total Other Than 2022 Tax	\$ 4,412,017.66	\$ 362,047.74	\$ -	
Balance Required	\$ 1,844,710.89	\$ 277,427.23	\$ -	
Percent for Delinquency	10.0%	10.0%	0.0%	
Added for Delinquency	\$ 184,471.09	\$ 27,742.72	\$ -	
Total Required for 2022 Tax	\$ 2,029,181.98	\$ 305,169.95	\$ -	
Rate of Levy Required and Certified (in Mills)	10.24	1.54	0.00	

We further certify that the net assessed valuation of the Property, subject to ad valorem taxes, after the amount of all Homestead Exemptions have been deducted in the said County as finally equalized and certified by the State Board of Equalization for the current year 2022-2023 is as follows:

VALUATION AND LEVIES EXCLUDING HOMESTEADS				
County	Real	Personal	Public Service	Total
Total Valuation,	\$ 137,256,052.00	\$ 29,886,430.00	\$ 31,019,821.00	\$ 198,162,303.00


and that the assessed valuations herein certified have been used in computing the rates of mill levies and the proceeds thereof appropriated as aforesaid; and that having ascertained as aforesaid, the aggregate amount to be raised by ad valorem taxation, we thereupon made the levies therefor as provided by law as follows:


General Fund: 10.24 Mills	Health Dept: 1.54 Mills	Sinking Fund: 0.00 Mills	Sub-Total: 11.78 Mills
---------------------------	-------------------------	--------------------------	------------------------


Free Fair Budget Account (Levy Per Applicable Statute)	0.00 Mills;
Free Fair Improvement Budget Account (Net Proceeds of 1.00 Mill)	0.00 Mills;
Free Fair Additional Improvement Budget Account (Net Proceeds of 1.00 Mill)	0.00 Mills;
Library Budget Account (Net Proceeds of 1/2 of 1.00 Mill)	0.00 Mills;
Cooperative County/City-County Library Budget Account (1.00 to 4.00 Mills)	0.00 Mills;
County Cemetery (Prior To Aug. 15, 1933) Budget Account (Net Proceeds of 1/5 of 1.00 Mill)	0.00 Mills;
Public Buildings Budget Account (Not To Exceed 5.00 Mills)	0.00 Mills;
Emergency Medical Service ( Not To Exceed 3.00 Mills)	3.07 Mills;
Total County Levies	14.85 Mills;
County Wide Levy For Schools (4.00 Mills)	4.10 Mills;
Total County Wide Levy	18.95 Mills;

and we do hereby order the above levies to be certified forthwith by the Secretary of this Board to the County Assessor of said County, in order that the County Assessor may immediately extend said levies upon the Tax Rolls for the year 2023 without regard to any protest that may be filed against any levies, as required by 68 O. S. 1991, Section 2869.

Dated at \_\_\_\_\_, Oklahoma, this \_\_\_\_\_ day of \_\_\_\_\_, 2022.

  
Excise Board Member

  
Excise Board Member

  
Excise Board Chairman

  
Excise Board Secretary

Ottawa County, 58  
Statistical Data  
2022-2023

Total Valuation		
Total Gross Valuation Real Property	\$	145,608,494.00
Total Homestead Exemption	\$	8,352,442.00
<b>Total Real Property</b>	<b>\$</b>	<b>137,256,052.00</b>
Total Personal Property	\$	29,886,430.00
Total Public Service Property	\$	31,019,821.00
<b>Total Valuation of Property</b>	<b>\$</b>	<b>198,162,303.00</b>



PUBLICATION SHEET - OTTAWA COUNTY, OKLAHOMA  
FINANCIAL STATEMENT OF THE VARIOUS FUNDS FOR THE FISCAL YEAR ENDING JUNE 30, 2022, AND ESTIMATE OF NEEDS  
FOR THE FISCAL YEAR ENDING JUNE 30, 2023, OF THE GOVERNING BOARD OF  
OTTAWA COUNTY, OKLAHOMA

Exhibit "Z"


Page 75

STATEMENT OF FINANCIAL CONDITION AS OF JUNE 30, 2022	General Fund	Health Fund	Sinking Fund
<b>ASSETS:</b>			
Cash Balance June 30, 2022	\$ 2,714,465.59	\$ 456,290.58	\$ -
Investments	\$ -	\$ -	\$ -
<b>TOTAL ASSETS</b>	\$ 2,714,465.59	\$ 456,290.58	\$ -
<b>LIABILITIES AND RESERVES:</b>			
Warrants Outstanding	\$ 137,827.77	\$ 3,678.50	\$ -
Reserves for Interest on Warrants	\$ -	\$ -	\$ -
Reserves from Schedule 8	\$ 1,028,889.05	\$ 90,564.34	\$ -
<b>TOTAL LIABILITIES AND RESERVES</b>	\$ 1,166,716.82	\$ 94,242.84	\$ -
<b>CASH FUND BALANCE (Deficit) JUNE 30, 2022</b>	\$ 1,547,748.77	\$ 362,047.74	\$ -
<b>ESTIMATE OF NEEDS FOR FISCAL YEAR ENDING JUNE 30, 2023</b>			
Grand Total Current Expense Needs	\$ 6,256,728.55	\$ 639,474.97	\$ -
Reserves for Interest on Warrants & Revaluation	\$ -	\$ -	\$ -
<b>Total Required</b>	\$ 6,256,728.55	\$ 639,474.97	\$ -
<b>FINANCED:</b>			
Cash Fund Balance	\$ 1,547,748.77	\$ 362,047.74	\$ -
Revenues Approved by Excise Board	\$ 2,864,268.89	\$ -	\$ -
<b>Total Deductions</b>	\$ 4,412,017.66	\$ 362,047.74	\$ -
<b>Balance to Raise from Ad Valorem Tax</b>	\$ 1,844,710.89	\$ 277,427.23	\$ -

**CERTIFICATE - GOVERNING BOARD**

STATE OF OKLAHOMA, COUNTY OF OTTAWA, ss:

We, the undersigned duly elected, qualified Governing Officers of Ottawa County, Oklahoma, do hereby certify that at a meeting of the Governing Body of the said County, begun at the time provided by law for Counties and pursuant to the provisions of 68 O.S. 1991 Sec. 3002, the foregoing statement was prepared and is true and correct condition of the Financial Affairs of said County as reflected by the record of the County Clerk and Treasurer. We further certify that the foregoing estimate for current expenses for the fiscal year beginning July 1, 2022, and ending June 30, 2023, as shown are reasonably necessary for the proper conduct of the affairs of the said County, that the Estimate Income to be derived from sources other than ad valorem taxation does not exceed the lawfully authorized ratio of the revenue derived from the same sources during the preceeding fiscal year.

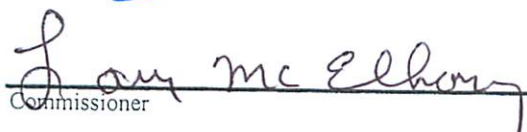
  
Chairman of Board

County Clerk Seal

  
Commissioner

Subscribed and sworn as before me this

\_\_\_\_\_ day of \_\_\_\_\_, 2022.

  
Commissioner

Notary Public

S. A. & I. No. 2633 (2009)

Current fiscal year

Date Certified

Taxable Year

Valuation

2022-2023

November 8, 2022

2023

OTTAWA COUNTY TAX LEVIES  
2022-2023

FILED

NOV 14 2022

State Auditor & Inspector

UNIT OF TAXATION	SCHOOL DIST	COUNTY				CITIES & TOWNS	EMS	SCHOOL DISTRICTS			VO-TECH # 11		TOTAL
		General Fund	Sinking Fund	Health Fund	Common Fund	Sinking Fund	General Fund	General Fund	Building Fund	Sinking Fund	General Fund	Building Fund	
Wyandotte	I-01	10.24	0.00	1.54	4.10		3.07	36.46	5.21	7.66	10.24	1.02	79.54
Turkey Ford	C-10	10.24	0.00	1.54	4.10		3.07	36.89	5.27	4.05	10.24	1.02	76.42
Turkey Ford (Delaware)	C-10							36.27	5.18	4.05			
Quapaw	I-14	10.24	0.00	1.54	4.10		3.07	35.78	5.11	13.87	10.24	1.02	84.97
Commerce	I-18	10.24	0.00	1.54	4.10		3.07	35.56	5.08	20.40	10.24	1.02	91.25
Miami	I-23	10.24	0.00	1.54	4.10		3.07	35.70	5.10	21.43	10.24	1.02	92.44
Afton	I-26	10.24	0.00	1.54	4.10		3.07	36.08	5.15	0.00	10.24	1.02	71.44
Afton (Craig)	I-26							36.82	5.26	0.00	10.37	1.00	
Afton (Delaware)	I-26							35.95	5.14	0.00	10.45	1.00	
Fairland	I-31	10.24	0.00	1.54	4.10		3.07	36.04	5.15	18.72	10.24	1.02	90.12
Welch	I-17	10.24	0.00	1.54	4.10		3.07	35.46	5.07	18.09	10.24	1.02	88.83

\* Common Fund - 4 Mill Levy County Wide Levy for Schools

\*\* Vo-Tech # 11 - Northeast Technology Center - Burns Flat, Mayes Co.

State of Oklahoma )

) ss.

County of )

*Rhyan Mitchell*

I, *Rhyan Mitchell*, County Clerk for Ottawa County, Oklahoma, do hereby certify that the above levies are true and correct for the taxable year 2022

Witness my hand and seal this:

*Rhyan Mitchell*

Ottawa County Clerk



### Calculation of Annual County Officer Salary

**Personal property and livestock are exempt from property tax.**

OS 19 §§ 180.71 - 180.83

County Name:	Ottawa
County Population:	30,935
Taxable Value:	\$ 198,162,303.00
Double Homestead Value	\$ -
<b>Total</b>	<b>\$ 198,162,303.00</b>
County Mill Rate:	10.24
<b>Service-ability:</b>	<b>\$ 2,029,181.98</b>
<b>Minimum Basic salary:</b>	<b>\$ 24,500.00</b>
<b>Maximum Base salary:</b>	<b>\$ 44,500.00</b>
Base Salary as set by Board of County Commissioners:	\$ 44,500.00
<b>Allowed increase of basic salary based on valuation:</b>	<b>\$ 10,100.00</b>
<b>Required increase based on population:</b>	<b>\$ 387.50</b>
Salary for FY:	\$ 54,987.50
<b>Total salary at minimum base:</b>	<b>\$ 34,987.50</b>
<b>Total salary at maximum base:</b>	<b>\$ 54,987.50</b>
<b>Service-ability = Total amount of revenue collected by multiplying millrate rate (County part) by the taxable valuation.</b>	