

FILED
OCT 22 2019
State Auditor & Inspector

FAIRLAND TOWN, DEPARTMENTALIZED
OR MUNICIPALITY
2019-2020
ESTIMATE OF NEEDS
AND FINANCIAL STATEMENT OF THE
FISCAL YEAR 2018-2019








THE GOVERNING BOARD OF
THE TOWN OF FAIRLAND
COUNTY OF OTTAWA
STATE OF OKLAHOMA

Two copies of this Financial Statement and Estimate of Needs should be filed with the County Clerk not later than August 17 for all Towns. After approval by the Excise Board and the levies are made, both statements should be signed by the appropriate Board Members. One complete signed copy must be sent to the State Auditor and Inspector, 2300 N. Lincoln Blvd., State Capitol, Room 100, Oklahoma City, OK 73105. If publication may not be had by date required for filing, affidavit and proof of publication are required to be attached within five days after date of filing.

THE 2019-2020 ESTIMATE OF NEEDS AND FINANCIAL
STATEMENT OF THE FISCAL YEAR 2018-2019

PREPARED BY Turner & Associates, PLC
SUBMITTED TO THE OTTAWA COUNTY
EXCISE BOARD THIS ____ DAY OF _____ 2019

GOVERNING BOARD

Chairman		Member	
Member		Member	
Treasurer		Member	
	City Clerk		

FAIRLAND TOWN
2019-2020
ESTIMATE OF NEEDS
AND FINANCIAL STATEMENT OF THE
FISCAL YEAR 2018-2019

INDEX

Letters and Certifications:	Page
Letter To Excise Board	1
Affidavit of Publication	2
Accountant's Letter	3
Certificate of Excise Board	Exhibit "Y" - Page 1
Exhibits:	Filed
Exhibit "A" General Fund	Yes
Exhibit "B" Building Fund	No
Exhibit "C" Special Revenue Funds:	
Special Revenue Fund One	No
Special Revenue Fund Two	No
Special Revenue Fund Three	No
Special Revenue Fund Four	No
Exhibit "G" Sinking Fund	No
Exhibit "H" Industrial Development Bond Fund	No
Exhibit "I" Special Revenue Funds	Yes
Exhibit "J" Capital Project Funds	Yes
Exhibit "K" Enterprise Funds	No
Exhibit "L" Internal Service Funds	No
Exhibit "Y" Certificate of Excise Boards Estimate of Needs	Yes
Exhibit "Z" Publication Sheet	Yes

THE TOWN OF FAIRLAND
2019-2020
ESTIMATE OF NEEDS
AND FINANCIAL STATEMENT OF THE
FISCAL YEAR 2018-2019

FAIRLAND TOWN, COUNTY OF OTTAWA
STATE OF OKLAHOMA, ss:

To the County Excise Board of said County and State, Greeting:-

Pursuant to the requirements of 68 O.S. Section 3002, we submit herewith for your consideration, the within statement of the fiscal condition of the Town of Fairland, State of Oklahoma, for the fiscal year beginning July 1, 2018 and ending June 30, 2019, together with an itemized statement of the estimated needs thereof for the fiscal year beginning July 1, 2019 and ending June 30, 2020. The same have been prepared in conformity to Statute, in relation to which be it further noted that:

1. We, the members of the Governing Board of said Town and State, do hereby certify that the statements herein submitted show the true and correct conditions of the fiscal affairs of said Town for the fiscal year ending June 30, 2019, that said statements comprise a "full and accurate statement of the assessments, receipts and expenditures of the preceding year, made out in detail under separate heads" that said preparation was had at an official session of said Board, begun on the first Monday in July, 2019 pursuant to the provisions of 68 O.S. Section 3002.
2. And we further certify that the estimates of the several amounts necessary for current expenses for the fiscal year beginning July 1, 2019 and ending June 30, 2020 as shown under "Schedule 8" were prepared and filed with the Governing Board as of the first Monday in July 2019, that the same have been correctly entered, and that all estimates made are entered as certified by Department Heads for the respective purposes herein set out. We further certify that the sums requested for salaries of TOWN officers and the deputies are calculated and based upon authority of salary statutes currently effective and applicable in this county.
3. We further certify that the estimated income from sources other than ad valorem tax, shown on "Schedule 4", expected to be collected as a revenue during the ensuing fiscal year, and is not in excess of the 90% of the amounts collected for the same sources of the 90% of the amounts collected for the same sources during the fiscal year ending June 30, 2019.

Dated at the office of the City Clerk, at Fairland, Oklahoma, this 12 day of September, 2019.

Mayor

Member

Member

Member

Treasurer

Member

City Clerk

Filed this ____ day of _____, 2019 Secretary and Clerk of Excise Board, Ottawa County, Oklahoma.

Independent Accountant's Compilation Report

Honorable Governing Board
Fairland, Oklahoma

Management is responsible for the 2018-2019 financial statements as of and for the fiscal year ended June 30, 2019 and the 2019-2020 Estimate of Needs (SA&I Form 2631R97) and Publication Sheet (SA&I Form 2631R97, Exhibit "Z") for Fairland, Ottawa County, included in the accompanying prescribed forms. We have performed a compilation engagement in accordance with Statements on Standards for Auditing and Review Services promulgated by the Accounting and Review Services Committee of the AICPA. We did not audit or review the financial statements, estimate of needs and publication sheet forms included in the accompanying prescribed form, nor were we required to perform any procedures to verify the accuracy or completeness of the information provided by management. Accordingly, we do not express an opinion, a conclusion, nor provide any form of assurance on the financial statements, estimate of needs and publication sheet included in the prescribed form.

The financial statements, estimate of needs and publication sheet included in the accompanying prescribed forms are presented in accordance with the requirements of the Office of the Oklahoma State Auditor and Inspector per 68 OS § 3003.B as promulgated by OS 68 § 3009-3011 and are not intended to be a complete presentation of the assets and liabilities of Fairland, Ottawa County.

This report is intended solely for the information and use of management of Fairland, Ottawa County, Oklahoma, Ottawa County Excise Board, and for filing with the State Auditor and Inspector and is not intended to be and should not be used by anyone other than these specified parties.

Turner & Associates, PLC

TURNER & ASSOCIATES, PLC

September 12, 2019

AFFIDAVIT OF PUBLICATION

TOWN OF FAIRLAND, STATE OF OKLAHOMA

Personally appeared before me, the undersigned Notary Public, Cheryl Belham City Clerk of the Town and State aforesaid, who being first duly sworn according to law, deposes and says: That he/she complied with the law by having the financial statement for the fiscal year ending June 30, 2019, and the estimated needs and the estimated income from sources other than ad valorem taxes, for the fiscal year beginning July 1, 2019 and ending June 30, 2020 published in one issue of the Afton-Fairland American a legally-qualified newspaper published - of general circulation, in said county (strike inapplicable phrase) a copy of which together with proof of publication is herewith attached marked Exhibit Z and made a part of hereof.

Cheryl Belham
City Clerk

Subscribed and sworn to before me this 12 day of September, 2019.

[Signature]
Notary Public

FEB 14, 2020

My Commission Expires



PUBLIC NOTICE
(Published in the Afton Fairland American September 19, 2019)

PUBLICATION SHEET - FAIRLAND, OKLAHOMA
FINANCIAL STATEMENT OF THE VARIOUS FUNDS FOR THE FISCAL YEAR ENDING JUNE 30, 2019, AND ESTIMATE OF NEEDS
FOR THE FISCAL YEAR ENDING JUNE 30, 2020, OF THE GOVERNING BOARD OF
FAIRLAND, OKLAHOMA

EXHIBIT "Z"

Page 1

STATEMENT OF FINANCIAL CONDITION		GENERAL FUND	BUILDING FUND
AS OF JUNE 30, 2019		Detail	Detail
ASSETS:			
Cash Balance June 30, 2019	\$	125,157.89	\$ -
Investments	\$	-	\$ -
TOTAL ASSETS	\$	125,157.89	\$ -
LIABILITIES AND RESERVES:			
Warrants Outstanding	\$	6,175.21	\$ -
Reserve for Interest on Warrants	\$	-	\$ -
Reserves From Schedule 8	\$	69,669.31	\$ -
TOTAL LIABILITIES AND RESERVES	\$	75,844.52	\$ -
CASH FUND BALANCE (Deficit) JUNE 30, 2019	\$	49,313.37	\$ -

ESTIMATED NEEDS FOR FISCAL YEAR ENDING JUNE 30, 2019

GENERAL FUND	GENERAL FUND	SINKING FUND BALANCE SHEET	SINKING FUND
Current Expense	\$ 536,677.90	1. Cash Balance on Hand June 30, 2019	\$ -
Reserve for Int. on Warrants & Revaluation	\$ -	2. Legal Investments Properly Maturing	\$ -
Total Required	\$ 536,677.90	3. Judgments Paid to Recover by Tax Levy	\$ -
FINANCED		4. Total Liquid Assets	\$ -
Cash Fund Balance	\$ 49,313.37	Deduct Matured Indebtedness:	
Estimated Miscellaneous Revenue	\$ 487,364.53	5. a. Past-Due Coupons	\$ -
Total Deductions	\$ 536,677.90	6. b. Interest Accrued Thereon	\$ -
Balance to Raise from Ad Valorem Tax	\$ -	7. c. Past-Due Bonds	\$ -
ESTIMATED MISCELLANEOUS REVENUE:		8. d. Interest Thereon After Last Coupon	\$ -
1000 Charges for Services	\$ 25,036.20	9. e. Fiscal Agency Commissions on Above	\$ -
2000 Local Sources of Revenue	\$ 151,159.19	10. f. Judgments and Int. Levied for/Unpaid	\$ -
3000 State Sources of Revenue	\$ 242,091.34	11. Total Items a. Through f.	\$ -
4000 Federal Sources of Revenue	\$ 55,872.00	12. Balance of Assets Subject to Accruals	\$ -
5000 Miscellaneous Revenue	\$ 13,205.80	Deduct Accrual Reserve If Assets Sufficient:	
6111 Contributions from Other Funds	\$ -	13. g. Earned Unmatured Interest	\$ -
Total Estimated Revenue	\$ 487,364.53	14. h. Accrual on Final Coupons	\$ -
INDUSTRIAL DEVELOPMENT BONDS		15. i. Accrued on Unmatured Bonds	\$ -
1. Cash Balance on Hand June 30, 2019	\$ -	16. Total Items g. Through i.	\$ -
2. Legal Investments Properly Maturing	\$ -	17. Excess of Assets Over Accrual Reserves **	\$ -
3. Total Liquid Assets	\$ -	SINKING FUND REQUIREMENTS FOR 2019-2020	
Deduct Matured Indebtedness		1. Interest Earnings on Bonds	\$ -
4. a. Past-Due Coupons	\$ -	2. Accrual on Unmatured Bonds	\$ -
5. b. Interest Accrued Thereon	\$ -	3. Annual Accrual on "Prepaid" Judgments	\$ -
6. c. Past-Due Bonds	\$ -	4. Annual Accrual on "Unpaid" Judgments	\$ -
7. d. Interest Thereon After Last Coupon	\$ -	5. Interest on Unpaid Judgments	\$ -
8. e. Fiscal Agency Commissions on Above	\$ -	6. Annual Accrual From Exhibit KK	\$ -
9. Balance of Assets Subject to Accruals	\$ -		
10. Deduct: g. Earned Unmatured Interest	\$ -		
11. h. Accrual on Final Coupons	\$ -		
12. i. Accrued on Unmatured Bonds	\$ -		
13. Excess of Assets Over Accrual Reserves*	\$ -		
INDUSTRIAL BOND REQUIREMENTS FOR 2019-2020			
1. Interest Earnings on Bonds	\$ -		
2. Accrual on Unmatured Bonds	\$ -		
Total Sinking Fund Requirements	\$ -	Total Sinking Fund Requirements	\$ -
Deduct:		Deduct:	
1. Excess of Assets Over Liabilities	\$ -	1. Excess of Assets Over Liabilities	\$ -
2. Surplus Building Fund Cash	\$ -	2. Surplus Building Fund Cash	\$ -
Balance Required	\$ -	Balance to Raise By Tax Levy	\$ -

** If line 12 is less than line 16 after omitting "h" deduct the following each in turn from line 4, "Total Liquid Assets".	SINKING FUND
13d. j. Unmatured Coupons Due 4-1-2020	\$ -
14d. k. Unmatured Bonds So Due	\$ -
15d. l. Whatever Remains is for Exhibit KK Line E.	\$ -
16d. Deficit as Shown on Sinking Fund Balance Sheet.	\$ -
17d. Less Cash Requirements for Current Fiscal Year in Excess of Cash on Hand (From Line 15d Above).	\$ -
18d. Remaining Deficit is for Exhibit KK Line F.	\$ -

* If line 14 is less than the sum of lines g. h. i. after omitting "h" deduct the following each in turn from line 4, "Total Liquid Assets".	INDUSTRIAL BOND FUND
13d. j. Unmatured Coupons Due Before 4-1-2020	\$
14d. k. Unmatured Bonds So Due	\$
15d. l. Whatever Remains is for Exhibit KKI Line E.	\$
16d. Deficit as Shown on Industrial Bonds Balance Sheet.	\$
17d. Less Cash Requirements for Current Fiscal Year in Excess of Cash on Hand (From Line 15d Above).	\$
18d. Remaining Deficit is for Exhibit KKI Line F.	\$




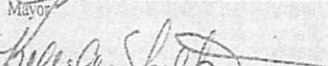

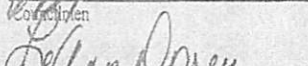
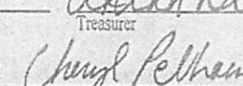
S.A.&I. Form 2641R99 Entity: Fairland Town, 58

Thursday, September 12, 2019

CERTIFICATE - GOVERNING BOARD

STATE OF OKLAHOMA, TOWN OF FAIRLAND, ss:

We, the undersigned duly elected, qualified Governing Officers of Fairland, Oklahoma, do hereby certify that at a meeting of the Governing Body of the said Town, begun at the time provided by law for Towns and pursuant to the provisions of 68 OS § 3002, the foregoing statement was prepared and is a true and correct condition of the Financial Affairs of said Town as reflected by the records of the City Clerk and Treasurer. We further certify that the foregoing estimate for current expenses for the fiscal year beginning July 1, 2019, and ending June 30, 2020, as shown are reasonably necessary for the proper conduct of the affairs of the said Town, that the Estimated Income to be derived from sources other than ad valorem taxation does not exceed the lawfully authorized ration of the revenue derived from the same sources during the preceding fiscal year.


 Mayor

 Councilman

 Councilman

 Councilman

 Councilman

 Treasurer
 Attest 
 Clerk

Subscribed and sworn to before me this 12 day of September, 2019



Notary Public



Required to be published in a legally-qualified newspaper printed in the County, or one issue published in a legally-qualified newspaper of general circulation in the County.

GENERAL FUND ACCOUNTS COVERING THE PERIOD JULY 1, 2018, to JUNE 30, 2019
ESTIMATE OF NEEDS FOR 2019-2020

EXHIBIT "A"

PAGE 1

Schedule 1, Current Balance Sheet - June 30, 2019	
	Amount
ASSETS:	
Cash Balance June 30, 2019	\$ 125,157.89
Investments	\$ -
TOTAL ASSETS	\$ 125,157.89
LIABILITIES AND RESERVES:	
Warrants Outstanding	\$ 6,175.21
Reserve for Interest on Warrants	\$ -
Reserves From Schedule 8	\$ 69,669.31
TOTAL LIABILITIES AND RESERVES	\$ 75,844.52
CASH FUND BALANCE JUNE 30, 2019	\$ 49,313.37
TOTAL LIABILITIES, RESERVES AND CASH FUND BALANCE	\$ 125,157.89

Schedule 2, Revenue and Requirements - 2019-2020		
	Detail	Total
REVENUE:		
Cash Balance June 30, 2018	\$ 67,684.13	
Cash Fund Balance Transferred From Prior Years	\$ -	
Current Ad Valorem Tax Apportioned	\$ -	
Miscellaneous Revenue Apportioned	\$ 464,359.56	
TOTAL REVENUE		\$ 532,043.69
REQUIREMENTS:		
Claims Paid by Warrants Issued	\$ 413,061.01	
Reserves From Schedule 8	\$ 69,669.31	
Interest Paid on Warrants	\$ -	
Reserve for Interest on Warrants	\$ -	
TOTAL REQUIREMENTS		\$ 482,730.32
ADD: CASH FUND BALANCE AS PER BALANCE SHEET 6-30-2019		\$ 49,313.37
TOTAL REQUIREMENTS AND CASH FUND BALANCE		\$ 532,043.69

Schedule 3, Cash Fund Balance Analysis - June 30, 2019	
	Amount
ADDITIONS:	
Miscellaneous Revenue Collected in Excess of Estimates-Net	\$ (54,992.34)
Warrants Estopped, Cancelled or Converted	\$ -
Fiscal Year 2018-2019 Lapsed Appropriations	\$ 84,692.47
Fiscal Year 2017-2018 Lapsed Appropriations	\$ -
Ad Valorem Tax Collections in Excess of Estimate	\$ -
Prior Years Ad Valorem Tax	\$ -
TOTAL ADDITIONS	\$ 29,700.13
DEDUCTIONS:	
Supplemental Appropriations	\$ -
Current Tax in Process of Collection	\$ -
TOTAL DEDUCTIONS	\$ -
Cash Fund Balance as per Balance Sheet 6-30-2019	\$ 49,313.37
Composition of Cash Fund Balance:	
Cash	\$ 49,313.37
Cash Fund Balance as per Balance Sheet 6-30-2019	\$ 49,313.37

GENERAL FUND ACCOUNTS COVERING THE PERIOD JULY 1, 2018, to JUNE 30, 2019
ESTIMATE OF NEEDS FOR 2019-2020

EXHIBIT "A"

2a

Schedule 4, Miscellaneous Revenue		
SOURCE	2018-2019 ACCOUNT	
	AMOUNT	ACTUALLY
	ESTIMATED	COLLECTED
1000 CHARGES FOR SERVICES		
1111 Inspection Fees	\$ -	\$ -
1112 Permit Fees	\$ -	\$ -
1113 Garbage Disposal Fees	\$ -	\$ -
1114 Sewer Connection Fees	\$ -	\$ -
1115 Dog Pound Fees	\$ -	\$ -
1116 City Engineer Fees	\$ -	\$ -
1117 Police Dept. Fees	\$ -	\$ -
1118 Fire Dept. Fees--Vol Fire Memberships Outside City Limits	\$ 32,329.38	\$ 27,733.00
1119 Licenses	\$ -	\$ 85.00
1120 Other-	\$ -	\$ -
Total Charges For Services	\$ 32,329.38	\$ 27,818.00
INTERGOVERNMENTAL REVENUES		
2000 INTERGOVERNMENTAL REVENUES - LOCAL SOURCES:		
2111 Occupation Tax	\$ 981.00	\$ 1,252.50
2112 Franchise Tax	\$ 25,387.30	\$ 31,148.90
2113 Dog License and Tax	\$ 26.55	\$ 45.00
2114 Gas Utility Revenues	\$ -	\$ -
2115 Water Utility Revenues	\$ 75,000.00	\$ 61,047.95
2116 Light and Power Utility Revenues	\$ -	\$ -
2117 Library Fines	\$ -	\$ -
2118 Police Fines	\$ 67,897.30	\$ 52,145.41
2119 Public Health Contributions	\$ -	\$ -
2120 Housing Authority Payments in Lieu of Tax Revenue	\$ -	\$ 29.51
2121 User Tax	\$ -	\$ -
2122 Parking Meter Revenues	\$ -	\$ -
2123 Other - Reimbursements & Miscellaneous	\$ -	\$ -
2124 Other -	\$ -	\$ -
Total - Local Sources	\$ 169,292.15	\$ 145,669.27
3000 INTERGOVERNMENTAL REVENUES - STATE SOURCES:		
3111 Sales Tax - OTC	\$ 197,953.52	\$ 130,800.50
3112 Motor Vehicle Collections for Cities and Towns - OTC Code 0814	\$ 2,703.31	\$ 7,362.17
3113 Alcohol Beverage Tax for Cities and Towns - OTC Code 6314	\$ 4,331.38	\$ 7,242.90
3114 Other - OTC - Gas Tax	\$ -	\$ 3,873.67
3115 Other - OTC - Use Tax	\$ 42,324.88	\$ 36,460.25
3116 Other - OTC - Tobacco Tax	\$ 2,339.01	\$ 1,732.77
3117 Other - OTC - Fire Dept. Sales Tax	\$ 26,505.28	\$ 27,073.68
3118 Other - OTC	\$ -	\$ -
3119 Other - OTC	\$ -	\$ -
Sub-Total - OTC	\$ 276,157.38	\$ 214,545.94
3211 State Grants	\$ -	\$ 38,885.99
3212 State Election Reimbursement	\$ -	\$ -
3213 State Payments in Lieu of Tax Revenue	\$ -	\$ -
3214 Homestead Exemption Reimbursement	\$ -	\$ -
3215 Additional Homestead Exemption Reimbursement	\$ -	\$ -
3216 Transportation of Juveniles	\$ -	\$ -
3217 DARE Grant - Police Dept.	\$ -	\$ -
3218 State Forestry Grant - Fire Dept.	\$ 3,743.85	\$ 4,000.00
3219 Emergency Management Reimbursement	\$ -	\$ -

Continued on page 2b

Thursday, September 12, 2019

GENERAL FUND ACCOUNTS COVERING THE PERIOD JULY 1, 2018, to JUNE 30, 2019
ESTIMATE OF NEEDS FOR 2019-2020

Page 2a

2018-2019 ACCOUNT OVER (UNDER)	BASIS AND LIMIT OF ENSUING ESTIMATE	2019-2020 ACCOUNT		
		CHARGEABLE INCOME	ESTIMATED BY GOVERNING BOARD	APPROVED BY EXCISE BOARD
\$ -	90.00%	\$ -	\$ -	\$ -
\$ -	90.00%	\$ -	\$ -	\$ -
\$ -	90.00%	\$ -	\$ -	\$ -
\$ -	90.00%	\$ -	\$ -	\$ -
\$ -	90.00%	\$ -	\$ -	\$ -
\$ -	90.00%	\$ -	\$ -	\$ -
\$ -	90.00%	\$ -	\$ -	\$ -
\$ (4,596.38)	90.00%	\$ -	\$ 24,959.70	\$ 24,959.70
\$ 85.00	90.00%	\$ -	\$ 76.50	\$ 76.50
\$ -	90.00%	\$ -	\$ -	\$ -
\$ (4,511.38)		\$ -	\$ 25,036.20	\$ 25,036.20
\$ 271.50	90.00%	\$ -	\$ 1,127.25	\$ 1,127.25
\$ 5,761.60	90.00%	\$ -	\$ 28,034.01	\$ 28,034.01
\$ 18.45	90.00%	\$ -	\$ 40.50	\$ 40.50
\$ -	90.00%	\$ -	\$ -	\$ -
\$ (13,952.05)	122.85%	\$ -	\$ 75,000.00	\$ 75,000.00
\$ -	90.00%	\$ -	\$ -	\$ -
\$ -	90.00%	\$ -	\$ -	\$ -
\$ (15,751.89)	90.00%	\$ -	\$ 46,930.87	\$ 46,930.87
\$ -	90.00%	\$ -	\$ -	\$ -
\$ 29.51	90.00%	\$ -	\$ 26.56	\$ 26.56
\$ -	90.00%	\$ -	\$ -	\$ -
\$ -	90.00%	\$ -	\$ -	\$ -
\$ -	90.00%	\$ -	\$ -	\$ -
\$ -	90.00%	\$ -	\$ -	\$ -
\$ (23,622.88)		\$ -	\$ 151,159.19	\$ 151,159.19
\$ (67,153.02)	90.00%	\$ -	\$ 117,720.45	\$ 117,720.45
\$ 4,658.86	90.00%	\$ -	\$ 6,625.95	\$ 6,625.95
\$ 2,911.52	90.00%	\$ -	\$ 6,518.61	\$ 6,518.61
\$ 3,873.67	90.00%	\$ -	\$ 3,486.30	\$ 3,486.30
\$ (5,864.63)	90.00%	\$ -	\$ 32,814.23	\$ 32,814.23
\$ (606.24)	90.00%	\$ -	\$ 1,559.49	\$ 1,559.49
\$ 568.40	90.00%	\$ -	\$ 24,366.31	\$ 24,366.31
\$ -	90.00%	\$ -	\$ -	\$ -
\$ -	90.00%	\$ -	\$ -	\$ -
\$ (61,611.44)		\$ -	\$ 193,091.34	\$ 193,091.34
\$ 38,885.99	115.72%	\$ -	\$ 45,000.00	\$ 45,000.00
\$ -	90.00%	\$ -	\$ -	\$ -
\$ -	90.00%	\$ -	\$ -	\$ -
\$ -	90.00%	\$ -	\$ -	\$ -
\$ -	90.00%	\$ -	\$ -	\$ -
\$ -	90.00%	\$ -	\$ -	\$ -
\$ -	90.00%	\$ -	\$ -	\$ -
\$ 256.15	100.00%	\$ -	\$ 4,000.00	\$ 4,000.00
\$ -	90.00%	\$ -	\$ -	\$ -

GENERAL FUND ACCOUNTS COVERING THE PERIOD JULY 1, 2018, to JUNE 30, 2019
ESTIMATE OF NEEDS FOR 2019-2020

EXHIBIT "A"

2b

Schedule 4, Miscellaneous Revenue		
SOURCE	2018-2019 ACCOUNT	
	AMOUNT ESTIMATED	ACTUALLY COLLECTED
Continued from page 2a		
3220 Civil Defense Reimbursement - State	\$ -	\$ -
3221 Other -	\$ -	\$ -
3222 Other -	\$ -	\$ -
3223 Other -	\$ -	\$ -
3224 Other -	\$ -	\$ -
3225 Other -	\$ -	\$ -
3226 Other -	\$ -	\$ -
3227 Other -	\$ -	\$ -
3228 Other -	\$ -	\$ -
Total State Sources	\$ 279,901.23	\$ 257,431.93
4000 INTERGOVERNMENTAL REVENUES - FEDERAL SOURCES:		
4111 Federal Grants	\$ -	\$ 18,767.25
4112 Federal Payments in Lieu of Tax Revenues	\$ -	\$ -
4113 J.T.P.A. Salary Reimbursement	\$ -	\$ -
4114 FEMA	\$ -	\$ -
4115 District Attorney Reimbursement - Federal	\$ -	\$ -
4116 J.T.P.A. Salary Reimbursement	\$ -	\$ -
4117 Other -	\$ -	\$ -
4118 Other -	\$ -	\$ -
4119 Other -	\$ -	\$ -
Total Federal Sources	\$ -	\$ 18,767.25
Grand Total Intergovernmental Revenues	\$ 449,193.38	\$ 421,868.45
5000 MISCELLANEOUS REVENUE:		
5111 Interest on Investments	\$ 468.04	\$ 11.75
5112 Rental or Lease of Property	\$ -	\$ -
5113 Sale of Cemetery lots	\$ 265.50	\$ 1,027.50
5114 Voluntary Fire Dept Fire Runs	\$ 607.01	\$ -
5115 Insurance Recoveries	\$ -	\$ -
5116 Insurance Reimbursements	\$ -	\$ -
5117 Rural Fire Memberships Inside City Limits	\$ 3,608.44	\$ -
5118 Fire Dept. Sales Tax Interest	\$ -	\$ -
5119 Voluntary Fire Dept. Interest	\$ -	\$ -
5120 Voluntary Fire Dept. Misc. Revenue	\$ -	\$ -
5121 Cherokee Nation Fire Grant	\$ -	\$ -
5122 Water Haul	\$ -	\$ 1,575.00
5123 Refunds and Reimbursements	\$ 31,500.00	\$ 1,532.90
5124 Police Salary Reimbursement	\$ -	\$ -
5125 Voluntary Fire Dept Donations	\$ -	\$ -
5126 Fire Runs	\$ -	\$ 1,070.96
5127 Fire Concessions	\$ -	\$ 917.00
5128 Gross Receipts SW Bell Telephone Company	\$ -	\$ -
5129 Gross Receipts Cable TV	\$ -	\$ -
5130 City Donations	\$ 1,380.15	\$ 8,538.00
5131 Swimming Pool Revenues	\$ -	\$ -
Total Miscellaneous Revenue	\$ 37,829.14	\$ 14,673.11
6000 NON-REVENUE RECEIPTS:		
6111 Contributions from Other Funds	\$ -	\$ -
Grand Total General Fund	\$ 519,351.90	\$ 464,359.56

GENERAL FUND ACCOUNTS COVERING THE PERIOD JULY 1, 2018, to JUNE 30, 2019
ESTIMATE OF NEEDS FOR 2019-2020

Page 2b

2018-2019 ACCOUNT OVER (UNDER)	BASIS AND LIMIT OF ENSUING ESTIMATE	2019-2020 ACCOUNT		
		CHARGEABLE INCOME	ESTIMATED BY GOVERNING BOARD	APPROVED BY EXCISE BOARD
\$ -	90.00%	\$ -	\$ -	\$ -
\$ -	90.00%	\$ -	\$ -	\$ -
\$ -	90.00%	\$ -	\$ -	\$ -
\$ -	90.00%	\$ -	\$ -	\$ -
\$ -	90.00%	\$ -	\$ -	\$ -
\$ -	90.00%	\$ -	\$ -	\$ -
\$ -	90.00%	\$ -	\$ -	\$ -
\$ -	90.00%	\$ -	\$ -	\$ -
\$ -	90.00%	\$ -	\$ -	\$ -
\$ (22,469.30)		\$ -	\$ 242,091.34	\$ 242,091.34
\$ 18,767.25	297.71%	\$ -	\$ 55,872.00	\$ 55,872.00
\$ -	90.00%	\$ -	\$ -	\$ -
\$ -	90.00%	\$ -	\$ -	\$ -
\$ -	90.00%	\$ -	\$ -	\$ -
\$ -	90.00%	\$ -	\$ -	\$ -
\$ -	90.00%	\$ -	\$ -	\$ -
\$ -	90.00%	\$ -	\$ -	\$ -
\$ -	90.00%	\$ -	\$ -	\$ -
\$ -	90.00%	\$ -	\$ -	\$ -
\$ 18,767.25		\$ -	\$ 55,872.00	\$ 55,872.00
\$ (27,324.93)		\$ -	\$ 449,122.53	\$ 449,122.53
\$ (456.29)	90.04%	\$ -	\$ 10.58	\$ 10.58
\$ -	90.00%	\$ -	\$ -	\$ -
\$ 762.00	90.00%	\$ -	\$ 924.75	\$ 924.75
\$ (607.01)	90.00%	\$ -	\$ -	\$ -
\$ -	90.00%	\$ -	\$ -	\$ -
\$ -	90.00%	\$ -	\$ -	\$ -
\$ (3,608.44)	90.00%	\$ -	\$ -	\$ -
\$ -	90.00%	\$ -	\$ -	\$ -
\$ -	90.00%	\$ -	\$ -	\$ -
\$ -	90.00%	\$ -	\$ -	\$ -
\$ -	90.00%	\$ -	\$ -	\$ -
\$ 1,575.00	90.00%	\$ -	\$ 1,417.50	\$ 1,417.50
\$ (29,967.10)	90.00%	\$ -	\$ 1,379.61	\$ 1,379.61
\$ -	90.00%	\$ -	\$ -	\$ -
\$ -	90.00%	\$ -	\$ -	\$ -
\$ 1,070.96	90.00%	\$ -	\$ 963.86	\$ 963.86
\$ 917.00	90.00%	\$ -	\$ 825.30	\$ 825.30
\$ -	90.00%	\$ -	\$ -	\$ -
\$ -	90.00%	\$ -	\$ -	\$ -
\$ 7,157.85	90.00%	\$ -	\$ 7,684.20	\$ 7,684.20
\$ -	90.00%	\$ -	\$ -	\$ -
\$ (23,156.03)		\$ -	\$ 13,205.80	\$ 13,205.80
\$ -	90.00%	\$ -	\$ -	\$ -
\$ (54,992.34)		\$ -	\$ 487,364.53	\$ 487,364.53

GENERAL FUND ACCOUNTS COVERING THE PERIOD JULY 1, 2018, to JUNE 30, 2019
ESTIMATE OF NEEDS FOR 2019-2020

EXHIBIT "A"

3

Schedule 5, Expenditures General Fund Cash Accounts of Current and All Prior Years	
CURRENT AND ALL PRIOR YEARS	2018-2019
Cash Balance Reported to Excise Board 6-30-2018	\$ -
Cash Fund Balance Transferred Out	\$ -
Cash Fund Balance Transferred In	\$ 67,684.13
Adjusted Cash Balance	\$ 67,684.13
Ad Valorem Tax Apportioned To Year In Caption	\$ -
Miscellaneous Revenue (Schedule 4)	\$ 464,359.56
Cash Fund Balance Forward From Preceding Year	\$ -
Prior Expenditures Recovered	\$ -
TOTAL RECEIPTS	\$ 464,359.56
TOTAL RECEIPTS AND BALANCE	\$ 532,043.69
Warrants of Year in Caption	\$ 406,885.80
Interest Paid Thereon	\$ -
TOTAL DISBURSEMENTS	\$ 406,885.80
CASH BALANCE JUNE 30, 2019	\$ 125,157.89
Reserve for Warrants Outstanding	\$ 6,175.21
Reserve for Interest on Warrants	\$ -
Reserves From Schedule 8	\$ 69,669.31
TOTAL LIABILITIES AND RESERVE	\$ 75,844.52
DEFICIT: (Red Figure)	\$ -
CASH BALANCE FORWARD TO SUCCEEDING YEAR	\$ 49,313.37

Schedule 6, General Fund Warrant Account of Current and All Prior Years	
CURRENT AND ALL PRIOR YEARS	TOTAL
Warrants Outstanding 6-30-2018 of Year in Caption	\$ 383.09
Warrants Registered During Year	\$ 438,203.13
TOTAL	\$ 438,586.22
Warrants Paid During Year	\$ 432,411.01
Warrants Converted to Bonds or Judgments	\$ -
Warrants Cancelled	\$ -
Warrants Estopped by Statute	\$ -
TOTAL WARRANTS RETIRED	\$ 432,411.01
BALANCE WARRANTS OUTSTANDING JUNE 30, 2019	\$ 6,175.21

Schedule 7, 2018 Ad Valorem Tax Account			
2018 Net Valuation Certified To County Excise Board	5,462,867.00	0.000 Mills	Amount
Total Proceeds of Levy as Certified			\$ -
Additions:			\$ -
Deductions:			\$ -
Gross Balance Tax			\$ -
Less Reserve for Delinquent Tax			\$ -
Reserve for Protest Pending			\$ -
Balance Available Tax			\$ -
Deduct 2018 Tax Apportioned			\$ -
Net Balance 2018 Tax in Process of Collection or			\$ -
Excess Collections			\$ -

ESTIMATE OF NEEDS FOR 2019-2020

Page 3

Page 5

Schedule 5, (Continued)						
2017-2018	2016-2017	2015-2016	2014-2015	2013-2014	2012-2013	TOTAL
\$ 93,209.34		\$ -	\$ -	\$ -	\$ -	\$ 93,209.34
\$ 67,684.13		\$ -	\$ -	\$ -	\$ -	\$ 67,684.13
\$ -	\$ -	\$ -	\$ -	\$ -	\$ -	\$ 67,684.13
\$ 25,525.21	\$ -	\$ -	\$ -	\$ -	\$ -	\$ 93,209.34
\$ -	\$ -	\$ -	\$ -	\$ -	\$ -	\$ -
\$ -	\$ -	\$ -	\$ -	\$ -	\$ -	\$ 464,359.56
\$ -	\$ -	\$ -	\$ -	\$ -	\$ -	\$ -
\$ -	\$ -	\$ -	\$ -	\$ -	\$ -	\$ -
\$ -	\$ -	\$ -	\$ -	\$ -	\$ -	\$ 464,359.56
\$ 25,525.21	\$ -	\$ -	\$ -	\$ -	\$ -	\$ 557,568.90
\$ 25,525.21	\$ -	\$ -	\$ -	\$ -	\$ -	\$ 432,411.01
\$ -	\$ -	\$ -	\$ -	\$ -	\$ -	\$ -
\$ 25,525.21	\$ -	\$ -	\$ -	\$ -	\$ -	\$ 432,411.01
\$ -	\$ -	\$ -	\$ -	\$ -	\$ -	\$ 125,157.89
\$ -	\$ -	\$ -	\$ -	\$ -	\$ -	\$ 6,175.21
\$ -	\$ -	\$ -	\$ -	\$ -	\$ -	\$ -
\$ -	\$ -	\$ -	\$ -	\$ -	\$ -	\$ 69,669.31
\$ -	\$ -	\$ -	\$ -	\$ -	\$ -	\$ 75,844.52
\$ -	\$ -	\$ -	\$ -	\$ -	\$ -	\$ -
\$ -	\$ -	\$ -	\$ -	\$ -	\$ -	\$ 49,313.37

Schedule 6, (Continued)						
2018-2019	2017-2018	2016-2017	2015-2016	2014-2015	2013-2014	2012-2013
\$ -	\$ 383.09	\$ -	\$ -	\$ -	\$ -	\$ -
\$ 413,061.01	\$ 25,142.12	\$ -	\$ -	\$ -	\$ -	\$ -
\$ 413,061.01	\$ 25,525.21	\$ -	\$ -	\$ -	\$ -	\$ -
\$ 406,885.80	\$ 25,525.21	\$ -	\$ -	\$ -	\$ -	\$ -
\$ -	\$ -	\$ -	\$ -	\$ -	\$ -	\$ -
\$ -	\$ -	\$ -	\$ -	\$ -	\$ -	\$ -
\$ -	\$ -	\$ -	\$ -	\$ -	\$ -	\$ -
\$ 406,885.80	\$ 25,525.21	\$ -	\$ -	\$ -	\$ -	\$ -
\$ 6,175.21	\$ -	\$ -	\$ -	\$ -	\$ -	\$ -

Schedule 9, General Fund Investments						
INVESTED IN	Investments on Hand June 30, 2018	Since Purchased	LIQUIDATIONS		Barred by Court Order	Investments on Hand June 30, 2019
			By Collections of Cost	Amortized Premium		
	\$ -	\$ -	\$ -	\$ -	\$ -	\$ -
	\$ -	\$ -	\$ -	\$ -	\$ -	\$ -
	\$ -	\$ -	\$ -	\$ -	\$ -	\$ -
	\$ -	\$ -	\$ -	\$ -	\$ -	\$ -
	\$ -	\$ -	\$ -	\$ -	\$ -	\$ -
	\$ -	\$ -	\$ -	\$ -	\$ -	\$ -
	\$ -	\$ -	\$ -	\$ -	\$ -	\$ -
	\$ -	\$ -	\$ -	\$ -	\$ -	\$ -
	\$ -	\$ -	\$ -	\$ -	\$ -	\$ -
	\$ -	\$ -	\$ -	\$ -	\$ -	\$ -
TOTAL INVESTMENTS	\$ -	\$ -	\$ -	\$ -	\$ -	\$ -

GENERAL FUND ACCOUNTS COVERING THE PERIOD JULY 1, 2018, to JUNE 30, 2019
ESTIMATE OF NEEDS FOR 2019-2020

EXHIBIT "A"

4a

Schedule 8(g), Report Of Prior Year's Expenditures				
	FISCAL YEAR ENDING JUNE 30, 2018			
DEPARTMENTS OF GOVERNMENT	RESERVES	WARRANTS	BALANCE	ORIGINAL
APPROPRIATED ACCOUNTS	6-30-2018	SINCE	LAPSED	APPROPRIATIONS
		ISSUED	APPROPRIATIONS	
60 MANAGERIAL BUDGET ACCOUNT:				
60a Personal Services	\$ -	\$ -	\$ -	\$ 500.00
60b Part Time Help	\$ -	\$ -	\$ -	\$ -
60c Travel	\$ -	\$ -	\$ -	\$ -
60d Maintenance and Operation	\$ -	\$ -	\$ -	\$ -
60e Capital Outlay	\$ -	\$ -	\$ -	\$ -
60f Intergovernmental	\$ -	\$ -	\$ -	\$ -
60g Other -	\$ -	\$ -	\$ -	\$ -
60h Other -	\$ -	\$ -	\$ -	\$ -
60 Total	\$ -	\$ -	\$ -	\$ 500.00
61 CITY CLERK BUDGET ACCOUNT:				
61a Personal Services	\$ 12.00	\$ 12.00	\$ -	\$ 13,200.00
61b Part Time Help	\$ -	\$ -	\$ -	\$ -
61c Travel	\$ -	\$ -	\$ -	\$ -
61d Maintenance and Operation	\$ -	\$ -	\$ -	\$ 1,000.00
61e Capital Outlay	\$ -	\$ -	\$ -	\$ -
61f Intergovernmental	\$ -	\$ -	\$ -	\$ -
61g Other -	\$ -	\$ -	\$ -	\$ -
61h Other -	\$ -	\$ -	\$ -	\$ -
61 Total	\$ 12.00	\$ 12.00	\$ -	\$ 14,200.00
62 CITY TREASURER BUDGET ACCOUNT:				
62a Personal Services	\$ -	\$ -	\$ -	\$ 3,500.00
62b Part Time Help	\$ -	\$ -	\$ -	\$ -
62c Travel	\$ -	\$ -	\$ -	\$ -
62d Maintenance and Operation	\$ -	\$ -	\$ -	\$ -
62e Capital Outlay	\$ -	\$ -	\$ -	\$ -
62f Intergovernmental	\$ -	\$ -	\$ -	\$ -
62g Other -	\$ -	\$ -	\$ -	\$ -
62h Other -	\$ -	\$ -	\$ -	\$ -
62 Total	\$ -	\$ -	\$ -	\$ 3,500.00
63 CITY ATTORNEY BUDGET ACCOUNT:				
63a Personal Services	\$ 3,504.65	\$ 3,504.65	\$ -	\$ 25,000.00
63b Part Time Help	\$ -	\$ -	\$ -	\$ -
63c Travel	\$ -	\$ -	\$ -	\$ -
63d Maintenance and Operation	\$ -	\$ -	\$ -	\$ -
63e Capital Outlay	\$ -	\$ -	\$ -	\$ -
63f Intergovernmental	\$ -	\$ -	\$ -	\$ -
63g Other -	\$ -	\$ -	\$ -	\$ -
63 Total	\$ 3,504.65	\$ 3,504.65	\$ -	\$ 25,000.00
64 MUNICIPAL COURT BUDGET ACCOUNT:				
64a Personal Services	\$ 300.00	\$ 300.00	\$ -	\$ 3,600.00
64b Part Time Help	\$ -	\$ -	\$ -	\$ -
64c Travel	\$ -	\$ -	\$ -	\$ -
64d Maintenance and Operation	\$ -	\$ -	\$ -	\$ -
64e Capital Outlay	\$ -	\$ -	\$ -	\$ -
64f Intergovernmental	\$ -	\$ -	\$ -	\$ -
64g Other -	\$ -	\$ -	\$ -	\$ -
64 Total	\$ 300.00	\$ 300.00	\$ -	\$ 3,600.00

GENERAL FUND ACCOUNTS COVERING THE PERIOD JULY 1, 2018, to JUNE 30, 2019
ESTIMATE OF NEEDS FOR 2019-2020

Page 4a

Governmental Budget Accounts							
FISCAL YEAR ENDING JUNE 30, 2019						FISCAL YEAR 2019-2020	
SUPPLEMENTAL		NET AMOUNT	WARRANTS	RESERVES	LAPSED	NEEDS AS	APPROVED BY
ADJUSTMENTS		OF	ISSUED		BALANCE	ESTIMATED BY	COUNTY
		APPROPRIATIONS			KNOWN TO BE	GOVERNING	EXCISE
ADDED	CANCELLED				UNENCUMBERED	BOARD	BOARD
\$ -	\$ -	\$ 500.00	\$ 458.33	\$ -	\$ 41.67	\$ 500.00	\$ 500.00
\$ -	\$ -	\$ -	\$ -	\$ -	\$ -	\$ -	\$ -
\$ -	\$ -	\$ -	\$ -	\$ -	\$ -	\$ -	\$ -
\$ -	\$ -	\$ -	\$ -	\$ -	\$ -	\$ -	\$ -
\$ -	\$ -	\$ -	\$ -	\$ -	\$ -	\$ -	\$ -
\$ -	\$ -	\$ -	\$ -	\$ -	\$ -	\$ -	\$ -
\$ -	\$ -	\$ -	\$ -	\$ -	\$ -	\$ -	\$ -
\$ -	\$ -	\$ -	\$ -	\$ -	\$ -	\$ -	\$ -
\$ -	\$ -	\$ 500.00	\$ 458.33	\$ -	\$ 41.67	\$ 500.00	\$ 500.00
\$ -	\$ -	\$ 13,200.00	\$ 10,559.35	\$ -	\$ 2,640.65	\$ 11,000.00	\$ 11,000.00
\$ -	\$ -	\$ -	\$ -	\$ -	\$ -	\$ -	\$ -
\$ -	\$ -	\$ -	\$ -	\$ -	\$ -	\$ -	\$ -
\$ -	\$ -	\$ 1,000.00	\$ -	\$ -	\$ 1,000.00	\$ -	\$ -
\$ -	\$ -	\$ -	\$ -	\$ -	\$ -	\$ -	\$ -
\$ -	\$ -	\$ -	\$ -	\$ -	\$ -	\$ -	\$ -
\$ -	\$ -	\$ -	\$ -	\$ -	\$ -	\$ -	\$ -
\$ -	\$ -	\$ -	\$ -	\$ -	\$ -	\$ -	\$ -
\$ -	\$ -	\$ 14,200.00	\$ 10,559.35	\$ -	\$ 3,640.65	\$ 11,000.00	\$ 11,000.00
\$ -	\$ -	\$ 3,500.00	\$ 1,986.42	\$ -	\$ 1,513.58	\$ 3,000.00	\$ 3,000.00
\$ -	\$ -	\$ -	\$ -	\$ -	\$ -	\$ -	\$ -
\$ -	\$ -	\$ -	\$ -	\$ -	\$ -	\$ -	\$ -
\$ -	\$ -	\$ -	\$ -	\$ -	\$ -	\$ -	\$ -
\$ -	\$ -	\$ -	\$ -	\$ -	\$ -	\$ -	\$ -
\$ -	\$ -	\$ -	\$ -	\$ -	\$ -	\$ -	\$ -
\$ -	\$ -	\$ -	\$ -	\$ -	\$ -	\$ -	\$ -
\$ -	\$ -	\$ 3,500.00	\$ 1,986.42	\$ -	\$ 1,513.58	\$ 3,000.00	\$ 3,000.00
\$ 2,000.00	\$ -	\$ 27,000.00	\$ 24,934.49	\$ 1,994.50	\$ 71.01	\$ 25,000.00	\$ 25,000.00
\$ -	\$ -	\$ -	\$ -	\$ -	\$ -	\$ -	\$ -
\$ -	\$ -	\$ -	\$ -	\$ -	\$ -	\$ -	\$ -
\$ -	\$ -	\$ -	\$ -	\$ -	\$ -	\$ -	\$ -
\$ -	\$ -	\$ -	\$ -	\$ -	\$ -	\$ -	\$ -
\$ -	\$ -	\$ -	\$ -	\$ -	\$ -	\$ -	\$ -
\$ -	\$ -	\$ -	\$ -	\$ -	\$ -	\$ -	\$ -
\$ 2,000.00	\$ -	\$ 27,000.00	\$ 24,934.49	\$ 1,994.50	\$ 71.01	\$ 25,000.00	\$ 25,000.00
\$ -	\$ -	\$ 3,600.00	\$ 3,300.00	\$ 300.00	\$ -	\$ 3,600.00	\$ 3,600.00
\$ -	\$ -	\$ -	\$ -	\$ -	\$ -	\$ -	\$ -
\$ -	\$ -	\$ -	\$ -	\$ -	\$ -	\$ -	\$ -
\$ -	\$ -	\$ -	\$ -	\$ -	\$ -	\$ -	\$ -
\$ -	\$ -	\$ -	\$ -	\$ -	\$ -	\$ -	\$ -
\$ -	\$ -	\$ -	\$ -	\$ -	\$ -	\$ -	\$ -
\$ -	\$ -	\$ 3,600.00	\$ 3,300.00	\$ 300.00	\$ -	\$ 3,600.00	\$ 3,600.00

GENERAL FUND ACCOUNTS COVERING THE PERIOD JULY 1, 2018, to JUNE 30, 2019
ESTIMATE OF NEEDS FOR 2019-2020

EXHIBIT "A"

4b

Schedule 8(h), Report Of Prior Year's Expenditures				
DEPARTMENTS OF GOVERNMENT APPROPRIATED ACCOUNTS	FISCAL YEAR ENDING JUNE 30, 2018			ORIGINAL APPROPRIATIONS
	RESERVES 6-30-2018	WARRANTS SINCE ISSUED	BALANCE LAPSED APPROPRIATIONS	
65 LIBRARY BUDGET ACCOUNT:				
65a Personal Services	\$ -	\$ -	\$ -	\$ -
65b Part Time Help	\$ -	\$ -	\$ -	\$ -
65c Travel	\$ -	\$ -	\$ -	\$ -
65d Maintenance and Operation	\$ -	\$ -	\$ -	\$ -
65e Capital Outlay	\$ -	\$ -	\$ -	\$ -
65f Intergovernmental	\$ -	\$ -	\$ -	\$ -
65g Other -	\$ -	\$ -	\$ -	\$ -
65h Other -	\$ -	\$ -	\$ -	\$ -
65 Total	\$ -	\$ -	\$ -	\$ -
66 PUBLIC HEALTH BUDGET ACCOUNT:				
66a Personal Services	\$ -	\$ -	\$ -	\$ -
66b Part Time Help	\$ -	\$ -	\$ -	\$ -
66c Travel	\$ -	\$ -	\$ -	\$ -
66d Maintenance and Operation	\$ -	\$ -	\$ -	\$ -
66e Capital Outlay	\$ -	\$ -	\$ -	\$ -
66f Intergovernmental	\$ -	\$ -	\$ -	\$ -
66g Other -	\$ -	\$ -	\$ -	\$ -
66h Other -	\$ -	\$ -	\$ -	\$ -
66 Total	\$ -	\$ -	\$ -	\$ -
67 MUNICIPAL HOSPITAL BUDGET ACCOUNT:				
67a Personal Services	\$ -	\$ -	\$ -	\$ -
67b Part Time Help	\$ -	\$ -	\$ -	\$ -
67c Travel	\$ -	\$ -	\$ -	\$ -
67d Maintenance and Operation	\$ -	\$ -	\$ -	\$ -
67e Capital Outlay	\$ -	\$ -	\$ -	\$ -
67f Intergovernmental	\$ -	\$ -	\$ -	\$ -
67g Other -	\$ -	\$ -	\$ -	\$ -
67h Other -	\$ -	\$ -	\$ -	\$ -
67 Total	\$ -	\$ -	\$ -	\$ -
68 AIRPORT BUDGET ACCOUNT:				
68a Personal Services	\$ -	\$ -	\$ -	\$ -
68b Part Time Help	\$ -	\$ -	\$ -	\$ -
68c Travel	\$ -	\$ -	\$ -	\$ -
68d Maintenance and Operation	\$ -	\$ -	\$ -	\$ -
68e Capital Outlay	\$ -	\$ -	\$ -	\$ -
68f Intergovernmental	\$ -	\$ -	\$ -	\$ -
68g Other -	\$ -	\$ -	\$ -	\$ -
68 Total	\$ -	\$ -	\$ -	\$ -
69 GENERAL GOVERNMENT BUDGET ACCOUNT:				
69a Personal Services	\$ 449.75	\$ 449.75	\$ -	\$ 19,500.00
69b Part Time Help	\$ -	\$ -	\$ -	\$ -
69c Travel	\$ -	\$ -	\$ -	\$ -
69d Maintenance and Operation	\$ 11,159.90	\$ 11,159.90	\$ -	\$ 124,962.33
69e Capital Outlay	\$ -	\$ -	\$ -	\$ -
69f Intergovernmental	\$ -	\$ -	\$ -	\$ -
69g Other - SVPP Grant Expense	\$ -	\$ -	\$ -	\$ -
69 Total	\$ 11,609.65	\$ 11,609.65	\$ -	\$ 144,462.33

ESTIMATE OF NEEDS FOR 2019-2020

Page 4b

[illegible]

GENERAL FUND ACCOUNTS COVERING THE PERIOD JULY 1, 2018, to JUNE 30, 2019
ESTIMATE OF NEEDS FOR 2019-2020

EXHIBIT "A"

4c

Schedule 8(i), Report Of Prior Year's Expenditures				
	FISCAL YEAR ENDING JUNE 30, 2018			
DEPARTMENTS OF GOVERNMENT	RESERVES	WARRANTS	BALANCE	ORIGINAL
APPROPRIATED ACCOUNTS	6-30-2018	SINCE	LAPSED	APPROPRIATIONS
		ISSUED	APPROPRIATIONS	
80 STREET AND ALLEY BUDGET ACCOUNT:				
80a Personal Services	\$ 60.00	\$ 60.00	\$ -	\$ 500.00
80b Part Time Help	\$ -	\$ -	\$ -	\$ -
80c Travel	\$ -	\$ -	\$ -	\$ -
80d Maintenance and Operation	\$ 1,570.54	\$ 1,570.54	\$ -	\$ 22,000.00
80e Capital Outlay	\$ -	\$ -	\$ -	\$ -
80f Intergovernmental	\$ -	\$ -	\$ -	\$ -
80g Other -	\$ -	\$ -	\$ -	\$ -
80h Other -	\$ -	\$ -	\$ -	\$ -
80j Other -	\$ -	\$ -	\$ -	\$ -
80 Total	\$ 1,630.54	\$ 1,630.54	\$ -	\$ 22,500.00
82 AUDIT BUDGET ACCOUNT:				
82a Salaries and Expense of Audit and Report	\$ -	\$ -	\$ -	\$ -
82b Intergovernmental	\$ -	\$ -	\$ -	\$ -
82c Other -	\$ -	\$ -	\$ -	\$ -
82 Total	\$ -	\$ -	\$ -	\$ -
83 CEMETARY BUDGET ACCOUNT:				
83a Personal Services	\$ 1,900.00	\$ 1,900.00	\$ -	\$ 16,500.00
83b Part Time Help	\$ -	\$ -	\$ -	\$ -
83c Travel	\$ -	\$ -	\$ -	\$ -
83d Maintenance and Operation	\$ 64.79	\$ 64.79	\$ -	\$ 14,000.00
83e Capital Outlay	\$ -	\$ -	\$ -	\$ -
83f Intergovernmental	\$ -	\$ -	\$ -	\$ -
83g Other -	\$ -	\$ -	\$ -	\$ -
83h Other -	\$ -	\$ -	\$ -	\$ -
83 Total	\$ 1,964.79	\$ 1,964.79	\$ -	\$ 30,500.00
84 ANIMAL CONTROL BUDGET ACCOUNT:				
84a Personal Services	\$ -	\$ -	\$ -	\$ -
84b Part Time Help	\$ -	\$ -	\$ -	\$ -
84c Travel	\$ -	\$ -	\$ -	\$ -
84d Maintenance and Operation	\$ -	\$ -	\$ -	\$ -
84e Capital Outlay	\$ -	\$ -	\$ -	\$ -
84f Intergovernmental	\$ -	\$ -	\$ -	\$ -
84g Premiums and Awards	\$ -	\$ -	\$ -	\$ -
84h Other -	\$ -	\$ -	\$ -	\$ -
84i Other -	\$ -	\$ -	\$ -	\$ -
84 Total	\$ -	\$ -	\$ -	\$ -
86 PARK BUDGET ACCOUNT:				
86a Personal Services	\$ 600.00	\$ 600.00	\$ -	\$ 2,500.00
86b Part Time Help	\$ -	\$ -	\$ -	\$ -
86c Travel	\$ -	\$ -	\$ -	\$ -
86d Maintenance and Operation	\$ 203.23	\$ 203.23	\$ -	\$ 6,000.00
86e Capital Outlay	\$ -	\$ -	\$ -	\$ -
86f Intergovernmental	\$ -	\$ -	\$ -	\$ -
86g Other -	\$ -	\$ -	\$ -	\$ -
86h Other -	\$ -	\$ -	\$ -	\$ -
86 Total	\$ 803.23	\$ 803.23	\$ -	\$ 8,500.00

GENERAL FUND ACCOUNTS COVERING THE PERIOD JULY 1, 2018, to JUNE 30, 2019
ESTIMATE OF NEEDS FOR 2019-2020

Page 4c

FISCAL YEAR ENDING JUNE 30, 2019						Governmental Budget Accounts FISCAL YEAR 2019-2020	
SUPPLEMENTAL ADJUSTMENTS		NET AMOUNT OF APPROPRIATIONS	WARRANTS ISSUED	RESERVES	LAPSED BALANCE KNOWN TO BE UNENCUMBERED	NEEDS AS ESTIMATED BY GOVERNING BOARD	APPROVED BY COUNTY EXCISE BOARD
ADDED	CANCELLED						
\$ -	\$ -	\$ 500.00	\$ -	\$ -	\$ 500.00	\$ 500.00	\$ 500.00
\$ -	\$ -	\$ -	\$ -	\$ -	\$ -	\$ -	\$ -
\$ -	\$ -	\$ -	\$ -	\$ -	\$ -	\$ -	\$ -
\$ -	\$ -	\$ 22,000.00	\$ 19,890.48	\$ 1,531.75	\$ 577.77	\$ 40,000.00	\$ 40,000.00
\$ -	\$ -	\$ -	\$ -	\$ -	\$ -	\$ -	\$ -
\$ -	\$ -	\$ -	\$ -	\$ -	\$ -	\$ -	\$ -
\$ -	\$ -	\$ -	\$ -	\$ -	\$ -	\$ -	\$ -
\$ -	\$ -	\$ -	\$ -	\$ -	\$ -	\$ -	\$ -
\$ -	\$ -	\$ -	\$ -	\$ -	\$ -	\$ -	\$ -
\$ -	\$ -	\$ 22,500.00	\$ 19,890.48	\$ 1,531.75	\$ 1,077.77	\$ 40,500.00	\$ 40,500.00
\$ -	\$ -	\$ -	\$ -	\$ -	\$ -	\$ -	\$ -
\$ -	\$ -	\$ -	\$ -	\$ -	\$ -	\$ -	\$ -
\$ -	\$ -	\$ -	\$ -	\$ -	\$ -	\$ -	\$ -
\$ -	\$ -	\$ -	\$ -	\$ -	\$ -	\$ -	\$ -
\$ -	\$ 13,500.00	\$ 3,000.00	\$ 2,367.51	\$ 192.50	\$ 439.99	\$ 3,000.00	\$ 3,000.00
\$ -	\$ -	\$ -	\$ -	\$ -	\$ -	\$ -	\$ -
\$ -	\$ -	\$ -	\$ -	\$ -	\$ -	\$ -	\$ -
\$ 16,000.00	\$ -	\$ 30,000.00	\$ 27,708.86	\$ 1,869.81	\$ 421.33	\$ 30,000.00	\$ 30,000.00
\$ -	\$ -	\$ -	\$ -	\$ -	\$ -	\$ -	\$ -
\$ -	\$ -	\$ -	\$ -	\$ -	\$ -	\$ -	\$ -
\$ -	\$ -	\$ -	\$ -	\$ -	\$ -	\$ -	\$ -
\$ -	\$ -	\$ -	\$ -	\$ -	\$ -	\$ -	\$ -
\$ 16,000.00	\$ 13,500.00	\$ 33,000.00	\$ 30,076.37	\$ 2,062.31	\$ 861.32	\$ 33,000.00	\$ 33,000.00
\$ -	\$ -	\$ -	\$ -	\$ -	\$ -	\$ -	\$ -
\$ -	\$ -	\$ -	\$ -	\$ -	\$ -	\$ -	\$ -
\$ -	\$ -	\$ -	\$ -	\$ -	\$ -	\$ -	\$ -
\$ -	\$ -	\$ -	\$ -	\$ -	\$ -	\$ -	\$ -
\$ -	\$ -	\$ -	\$ -	\$ -	\$ -	\$ -	\$ -
\$ -	\$ -	\$ -	\$ -	\$ -	\$ -	\$ -	\$ -
\$ -	\$ -	\$ -	\$ -	\$ -	\$ -	\$ -	\$ -
\$ -	\$ -	\$ -	\$ -	\$ -	\$ -	\$ -	\$ -
\$ -	\$ -	\$ -	\$ -	\$ -	\$ -	\$ -	\$ -
\$ -	\$ -	\$ -	\$ -	\$ -	\$ -	\$ -	\$ -
\$ -	\$ -	\$ -	\$ -	\$ -	\$ -	\$ -	\$ -
\$ -	\$ -	\$ -	\$ -	\$ -	\$ -	\$ -	\$ -
\$ -	\$ 1,800.00	\$ 700.00	\$ -	\$ -	\$ 700.00	\$ -	\$ -
\$ -	\$ -	\$ -	\$ -	\$ -	\$ -	\$ -	\$ -
\$ -	\$ -	\$ -	\$ -	\$ -	\$ -	\$ -	\$ -
\$ 1,800.00	\$ -	\$ 7,800.00	\$ 7,149.14	\$ 563.96	\$ 86.90	\$ 8,000.00	\$ 8,000.00
\$ -	\$ -	\$ -	\$ -	\$ -	\$ -	\$ -	\$ -
\$ -	\$ -	\$ -	\$ -	\$ -	\$ -	\$ -	\$ -
\$ -	\$ -	\$ -	\$ -	\$ -	\$ -	\$ -	\$ -
\$ -	\$ -	\$ -	\$ -	\$ -	\$ -	\$ -	\$ -
\$ 1,800.00	\$ 1,800.00	\$ 8,500.00	\$ 7,149.14	\$ 563.96	\$ 786.90	\$ 8,000.00	\$ 8,000.00

GENERAL FUND ACCOUNTS COVERING THE PERIOD JULY 1, 2018, to JUNE 30, 2019
ESTIMATE OF NEEDS FOR 2019-2020

EXHIBIT "A"

4d

Schedule 8(j), Report Of Prior Year's Expenditures				
	FISCAL YEAR ENDING JUNE 30, 2018			
DEPARTMENTS OF GOVERNMENT	RESERVES	WARRANTS	BALANCE	ORIGINAL
APPROPRIATED ACCOUNTS	6-30-2018	SINCE	LAPSED	APPROPRIATIONS
		ISSUED	APPROPRIATIONS	
87 SANITATION BUDGET ACCOUNT:				
87a Personal Services	\$ -	\$ -	\$ -	\$ -
87b Part Time Help	\$ -	\$ -	\$ -	\$ -
87c Travel	\$ -	\$ -	\$ -	\$ -
87d Maintenance and Operation	\$ -	\$ -	\$ -	\$ -
87e Capital Outlay	\$ -	\$ -	\$ -	\$ -
87f Intergovernmental	\$ -	\$ -	\$ -	\$ -
87g Other -	\$ -	\$ -	\$ -	\$ -
87 Total	\$ -	\$ -	\$ -	\$ -
88 GARBAGE DISPOSAL BUDGET ACCOUNT:				
88a Personal Services	\$ -	\$ -	\$ -	\$ -
88b Part Time Help	\$ -	\$ -	\$ -	\$ -
88c Travel	\$ -	\$ -	\$ -	\$ -
88d Maintenance and Operation	\$ -	\$ -	\$ -	\$ -
88e Capital Outlay	\$ -	\$ -	\$ -	\$ -
88f Intergovernmental	\$ -	\$ -	\$ -	\$ -
88g Other -	\$ -	\$ -	\$ -	\$ -
88h Other -	\$ -	\$ -	\$ -	\$ -
88 Total	\$ -	\$ -	\$ -	\$ -
89 FIRE DEPT. SALES TAX BUDGET ACCOUNT:				
89a Personal Services	\$ -	\$ -	\$ -	\$ -
89b Part Time Help	\$ -	\$ -	\$ -	\$ -
89c Travel	\$ -	\$ -	\$ -	\$ -
89d Maintenance and Operation	\$ -	\$ -	\$ -	\$ 9,523.39
89e Capital Outlay	\$ -	\$ -	\$ -	\$ 30,000.00
89f Intergovernmental	\$ -	\$ -	\$ -	\$ -
89g Other -	\$ -	\$ -	\$ -	\$ -
89h Other -	\$ -	\$ -	\$ -	\$ -
89 Total	\$ -	\$ -	\$ -	\$ 39,523.39
90 LIGHT & POWER BUDGET ACCOUNT:				
90a Personal Services	\$ -	\$ -	\$ -	\$ -
90b Part Time Help	\$ -	\$ -	\$ -	\$ -
90c Travel	\$ -	\$ -	\$ -	\$ -
90d Maintenance and Operation	\$ -	\$ -	\$ -	\$ -
90e Capital Outlay	\$ -	\$ -	\$ -	\$ -
90f Intergovernmental	\$ -	\$ -	\$ -	\$ -
90g Other -	\$ -	\$ -	\$ -	\$ -
90 Total	\$ -	\$ -	\$ -	\$ -
91 GAS UTILITY BUDGET ACCOUNT:				
91a Personal Services	\$ -	\$ -	\$ -	\$ -
91b Part Time Help	\$ -	\$ -	\$ -	\$ -
91c Travel	\$ -	\$ -	\$ -	\$ -
91d Maintenance and Operation	\$ -	\$ -	\$ -	\$ -
91e Capital Outlay	\$ -	\$ -	\$ -	\$ -
91f Intergovernmental	\$ -	\$ -	\$ -	\$ -
91g Other -	\$ -	\$ -	\$ -	\$ -
91h Other -	\$ -	\$ -	\$ -	\$ -
91 Total	\$ -	\$ -	\$ -	\$ -

ESTIMATE OF NEEDS FOR 2019-2020

Page 4d

[illegible]

ESTIMATE OF NEEDS FOR 2019-2020

EXHIBIT "A"

4c

Schedule 8(k), Report Of Prior Year's Expenditures				
	FISCAL YEAR ENDING JUNE 30, 2018			
DEPARTMENTS OF GOVERNMENT	RESERVES	WARRANTS	BALANCE	ORIGINAL
APPROPRIATED ACCOUNTS	6-30-2018	SINCE	LAPSED	APPROPRIATIONS
		ISSUED	APPROPRIATIONS	
92 POLICE BUDGET ACCOUNT:				
92a Personal Services	\$ 187.00	\$ 187.00	\$ -	\$ 150,000.00
92b Part Time Help	\$ -	\$ -	\$ -	\$ -
92c Travel	\$ -	\$ -	\$ -	\$ -
92d Maintenance and Operation	\$ 861.04	\$ 861.04	\$ -	\$ 30,000.00
92e Capital Outlay	\$ 1,411.88	\$ 1,411.88	\$ -	\$ -
92f Intergovernmental	\$ -	\$ -	\$ -	\$ -
92g Other -	\$ -	\$ -	\$ -	\$ -
92h Other -	\$ -	\$ -	\$ -	\$ -
92j Other -	\$ -	\$ -	\$ -	\$ -
92 Total	\$ 2,459.92	\$ 2,459.92	\$ -	\$ 180,000.00
93 FIRE DEPARTMENT BUDGET ACCOUNT				
93a Personal Services	\$ 150.00	\$ 150.00	\$ -	\$ 6,500.00
93b Part Time Help	\$ -	\$ -	\$ -	\$ -
93c Travel	\$ -	\$ -	\$ -	\$ -
93d Maintenance and Operation	\$ 928.87	\$ 928.87	\$ -	\$ 10,000.00
93e Capital Outlay	\$ -	\$ -	\$ -	\$ -
93f Intergovernmental	\$ -	\$ -	\$ -	\$ -
93g Other -	\$ -	\$ -	\$ -	\$ -
93h Other -	\$ -	\$ -	\$ -	\$ -
93 Total	\$ 1,078.87	\$ 1,078.87	\$ -	\$ 16,500.00
94 VOLUNTARY FIRE DEPARTMENT BUDGET ACCOUNT				
94a Personal Services	\$ -	\$ -	\$ -	\$ -
94b Part Time Help	\$ -	\$ -	\$ -	\$ -
94c Travel	\$ -	\$ -	\$ -	\$ 750.00
94d Maintenance and Operation	\$ 1,778.47	\$ 1,778.47	\$ -	\$ 67,887.07
94e Capital Outlay	\$ -	\$ -	\$ -	\$ 10,000.00
94f Intergovernmental	\$ -	\$ -	\$ -	\$ -
94g Other -	\$ -	\$ -	\$ -	\$ -
94h Other -	\$ -	\$ -	\$ -	\$ -
94 Total	\$ 1,778.47	\$ 1,778.47	\$ -	\$ 78,637.07
98 OTHER USE:				
98a Other Deductions	\$ -	\$ -	\$ -	\$ -
98 Total	\$ -	\$ -	\$ -	\$ -
TOTAL GENERAL FUND ACCOUNT	\$ 25,142.12	\$ 25,142.12	\$ -	\$ 567,422.79
SUBJECT TO WARRANT ISSUE:				
99 Provision for Interest on Warrants	\$ -	\$ -	\$ -	\$ -
GRAND TOTAL GENERAL FUND	\$ 25,142.12	\$ 25,142.12	\$ -	\$ 567,422.79

ESTIMATE OF NEEDS FOR THE FISCAL YEAR	
PURPOSE:	
Current Expense	
Pro rata share of County Assessor's Budget as determined by County Excise Board	
(This amount is included in the appropriated account "17 Revaluation of Real Property".)	
GRAND TOTAL - General Fund	

ESTIMATE OF NEEDS FOR 2019-2020

Page 4c

FISCAL YEAR ENDING JUNE 30, 2019						Governmental Budget Accounts	
						FISCAL YEAR 2019-2020	
SUPPLEMENTAL		NET AMOUNT	WARRANTS	RESERVES	LAPSED	NEEDS AS	APPROVED BY
ADJUSTMENTS		OF	ISSUED		BALANCE	ESTIMATED BY	COUNTY
		APPROPRIATIONS			KNOWN TO BE	GOVERNING	EXCISE
ADDED	CANCELLED				UNENCUMBERED	BOARD	BOARD
\$ 1,000.00	\$ -	\$ 151,000.00	\$ 146,132.06	\$ 4,809.60	\$ 58.34	\$ 150,000.00	\$ 150,000.00
\$ -	\$ -	\$ -	\$ -	\$ -	\$ -	\$ -	\$ -
\$ -	\$ -	\$ -	\$ -	\$ -	\$ -	\$ -	\$ -
\$ 15,000.00	\$ -	\$ 45,000.00	\$ 42,513.67	\$ 2,258.11	\$ 228.22	\$ 30,000.00	\$ 30,000.00
\$ 2,500.00	\$ -	\$ 2,500.00	\$ 2,434.20	\$ -	\$ 65.80	\$ 5,000.00	\$ 5,000.00
\$ -	\$ -	\$ -	\$ -	\$ -	\$ -	\$ -	\$ -
\$ -	\$ -	\$ -	\$ -	\$ -	\$ -	\$ -	\$ -
\$ -	\$ -	\$ -	\$ -	\$ -	\$ -	\$ -	\$ -
\$ -	\$ -	\$ -	\$ -	\$ -	\$ -	\$ -	\$ -
\$ 18,500.00	\$ -	\$ 198,500.00	\$ 191,079.93	\$ 7,067.71	\$ 352.36	\$ 185,000.00	\$ 185,000.00
\$ 2,000.00	\$ -	\$ 8,500.00	\$ 8,225.00	\$ -	\$ 275.00	\$ 8,500.00	\$ 8,500.00
\$ -	\$ -	\$ -	\$ -	\$ -	\$ -	\$ -	\$ -
\$ -	\$ -	\$ -	\$ -	\$ -	\$ -	\$ -	\$ -
\$ 3,000.00	\$ -	\$ 13,000.00	\$ 12,292.52	\$ 514.11	\$ 193.37	\$ -	\$ -
\$ -	\$ -	\$ -	\$ -	\$ -	\$ -	\$ -	\$ -
\$ -	\$ -	\$ -	\$ -	\$ -	\$ -	\$ -	\$ -
\$ -	\$ -	\$ -	\$ -	\$ -	\$ -	\$ -	\$ -
\$ -	\$ -	\$ -	\$ -	\$ -	\$ -	\$ -	\$ -
\$ 5,000.00	\$ -	\$ 21,500.00	\$ 20,517.52	\$ 514.11	\$ 468.37	\$ 8,500.00	\$ 8,500.00
\$ -	\$ -	\$ -	\$ -	\$ -	\$ -	\$ -	\$ -
\$ -	\$ -	\$ -	\$ -	\$ -	\$ -	\$ -	\$ -
\$ -	\$ 500.00	\$ 250.00	\$ -	\$ -	\$ 250.00	\$ 250.00	\$ 250.00
\$ -	\$ 15,800.00	\$ 52,087.07	\$ 24,885.04	\$ 933.48	\$ 26,268.55	\$ 41,000.00	\$ 41,000.00
\$ 16,300.00	\$ -	\$ 26,300.00	\$ 15,741.53	\$ 10,461.00	\$ 97.47	\$ 10,000.00	\$ 10,000.00
\$ -	\$ -	\$ -	\$ -	\$ -	\$ -	\$ -	\$ -
\$ -	\$ -	\$ -	\$ -	\$ -	\$ -	\$ -	\$ -
\$ -	\$ -	\$ -	\$ -	\$ -	\$ -	\$ -	\$ -
\$ 16,300.00	\$ 16,300.00	\$ 78,637.07	\$ 40,626.57	\$ 11,394.48	\$ 26,616.02	\$ 51,250.00	\$ 51,250.00
\$ -	\$ -	\$ -	\$ -	\$ -	\$ -	\$ -	\$ -
\$ -	\$ -	\$ -	\$ -	\$ -	\$ -	\$ -	\$ -
\$ 79,735.14	\$ 79,735.14	\$ 567,422.79	\$ 413,061.01	\$ 69,669.31	\$ 84,692.47	\$ 536,677.90	\$ 536,677.90
\$ -	\$ -	\$ -	\$ -	\$ -	\$ -	\$ -	\$ -
\$ 79,735.14	\$ 79,735.14	\$ 567,422.79	\$ 413,061.01	\$ 69,669.31	\$ 84,692.47	\$ 536,677.90	\$ 536,677.90

	Estimate of	Approved by
	Needs by	County
	Governing Board	Excise Board
	\$ 536,677.90	\$ 536,677.90
	\$ -	\$ -
	\$ 536,677.90	\$ 536,677.90

SPECIAL REVENUE FUND ACCOUNTS COVERING THE PERIOD JULY 1, 2018, to JUNE 30, 2019
ESTIMATE OF NEEDS FOR 2019-2020

EXHIBIT "I"

Page 1

Special Revenue Fund Accounts:	Cementary Land Fund	Cementary Perpetual Care Fund	Fund
Schedule 1, Detail of Bond and Coupon Indebtedness as of June 30, 2019	2018-2019	2018-2019	2018-2019
CURRENT YEAR	Amount	Amount	Amount
ASSETS:			
Cash Balance June 30, 2019	\$ 20,788.55	\$ 21,285.60	\$ -
Investments	\$ 20,622.37	\$ 48,971.15	\$ -
TOTAL ASSETS	\$ 41,410.92	\$ 70,256.75	\$ -
LIABILITIES AND RESERVES:			
Warrants Outstanding	\$ -	\$ -	\$ -
Reserve for Interest on Warrants	\$ -	\$ -	\$ -
Reserves From Schedule 8	\$ -	\$ -	\$ -
TOTAL LIABILITIES AND RESERVES	\$ -	\$ -	\$ -
CASH FUND BALANCE JUNE 30, 2019	\$ 41,410.92	\$ 70,256.75	\$ -
TOTAL LIABILITIES, RESERVES AND CASH FUND BALANCE	\$ 41,410.92	\$ 70,256.75	\$ -

Schedule 5, Expenditures Special Revenue Fund Accounts of Current Year	2018-2019	2018-2019	2018-2019
CURRENT YEAR	Amount	Amount	Amount
Cash Balance Reported to Excise Board 6-30-2018	\$ 40,970.54	\$ 68,922.17	\$ -
Cash Fund Balance Transferred Out	\$ -	\$ -	\$ -
Cash Fund Balance Transferred In	\$ -	\$ -	\$ -
Adjusted Cash Balance	\$ 40,970.54	\$ 68,922.17	\$ -
Ad Valorem Tax Apportioned To Year In Caption	\$ -	\$ -	\$ -
Miscellaneous Revenue (Schedule 4)	\$ 440.38	\$ 1,334.58	\$ -
Cash Fund Balance Forward From Preceding Year	\$ -	\$ -	\$ -
Prior Expenditures Recovered	\$ -	\$ -	\$ -
TOTAL RECEIPTS	\$ 440.38	\$ 1,334.58	\$ -
TOTAL RECEIPTS AND BALANCE	\$ 41,410.92	\$ 70,256.75	\$ -
Warrants of Year in Caption	\$ -	\$ -	\$ -
Interest Paid Thereon	\$ -	\$ -	\$ -
TOTAL DISBURSEMENTS	\$ -	\$ -	\$ -
CASH BALANCE JUNE 30, 2019	\$ 41,410.92	\$ 70,256.75	\$ -
Reserve for Warrants Outstanding	\$ -	\$ -	\$ -
Reserve for Interest on Warrants	\$ -	\$ -	\$ -
Reserves From Schedule 8	\$ -	\$ -	\$ -
TOTAL LIABILITIES AND RESERVE	\$ -	\$ -	\$ -
DEFICIT: (Red Figure)	\$ -	\$ -	\$ -
CASH FUND BALANCE FORWARD TO SUCCEEDING YEAR	\$ 41,410.92	\$ 70,256.75	\$ -

Schedule 6, Special Revenue Fund Warrant Accounts of Current Year	2018-2019	2018-2019	2018-2019
CURRENT YEAR	Amount	Amount	Amount
Warrants Outstanding 6-30-2018 of Year in Caption	\$ -	\$ -	\$ -
Warrants Registered During Year	\$ -	\$ -	\$ -
TOTAL	\$ -	\$ -	\$ -
Warrants Paid During Year	\$ -	\$ -	\$ -
Warrants Converted to Bonds or Judgments	\$ -	\$ -	\$ -
Warrants Cancelled	\$ -	\$ -	\$ -
Warrants Estopped by Statute	\$ -	\$ -	\$ -
TOTAL WARRANTS RETIRED	\$ -	\$ -	\$ -
BALANCE WARRANTS OUTSTANDING JUNE 30, 2019	\$ -	\$ -	\$ -

ESTIMATE OF NEEDS FOR 2019-2020

1

Fund	Fund	Fund	Fund	Fund	Fund	
2018-2019	2018-2019	2018-2019	2018-2019	2018-2019	2018-2019	
Amount	Amount	Amount	Amount	Amount	Amount	Total
\$ -	\$ -	\$ -	\$ -	\$ -	\$ -	\$ 42,074.15
\$ -	\$ -	\$ -	\$ -	\$ -	\$ -	\$ 69,593.52
\$ -	\$ -	\$ -	\$ -	\$ -	\$ -	\$ 111,667.67
\$ -	\$ -	\$ -	\$ -	\$ -	\$ -	\$ -
\$ -	\$ -	\$ -	\$ -	\$ -	\$ -	\$ -
\$ -	\$ -	\$ -	\$ -	\$ -	\$ -	\$ -
\$ -	\$ -	\$ -	\$ -	\$ -	\$ -	\$ -
\$ -	\$ -	\$ -	\$ -	\$ -	\$ -	\$ 111,667.67
\$ -	\$ -	\$ -	\$ -	\$ -	\$ -	\$ 111,667.67

[illegible][illegible]

CAPITAL PROJECT FUND ACCOUNTS COVERING THE PERIOD JULY 1, 2018, to JUNE 30, 2019
ESTIMATE OF NEEDS FOR 2019-2020

EXHIBIT "J"

Page 1

Capital Project Fund Accounts:		Capital Improvements		
		Fund	Fund	Fund
Schedule 1, Current Balance Sheet - June 30, 2019		2018-2019	2018-2019	2018-2019
CURRENT YEAR		Amount	Amount	Amount
ASSETS:				
Cash Balance June 30, 2019	\$	14,308.44	\$ -	\$ -
Investments	\$	-	\$ -	\$ -
TOTAL ASSETS	\$	14,308.44	\$ -	\$ -
LIABILITIES AND RESERVES:				
Warrants Outstanding	\$	-	\$ -	\$ -
Reserve for Interest on Warrants	\$	-	\$ -	\$ -
Reserves From Schedule 8	\$	-	\$ -	\$ -
TOTAL LIABILITIES AND RESERVES	\$	-	\$ -	\$ -
CASH FUND BALANCE JUNE 30, 2019	\$	14,308.44	\$ -	\$ -
TOTAL LIABILITIES, RESERVES AND CASH FUND BALANCE	\$	14,308.44	\$ -	\$ -

Schedule 5, Expenditures Capital Project Fund Accounts of Current Year		2018-2019	2018-2019	2018-2019
CURRENT YEAR		Amount	Amount	Amount
Cash Balance Reported to Excise Board 6-30-2018	\$	26,366.52	\$ -	\$ -
Cash Fund Balance Transferred Out	\$	-	\$ -	\$ -
Cash Fund Balance Transferred In	\$	4,800.00	\$ -	\$ -
Adjusted Cash Balance	\$	31,166.52	\$ -	\$ -
Miscellaneous Revenue (Schedule 4)	\$	47.92	\$ -	\$ -
Cash Fund Balance Forward From Preceding Year	\$	-	\$ -	\$ -
Prior Expenditures Recovered	\$	-	\$ -	\$ -
TOTAL RECEIPTS	\$	47.92	\$ -	\$ -
TOTAL RECEIPTS AND BALANCE	\$	31,214.44	\$ -	\$ -
Warrants of Year in Caption	\$	16,906.00	\$ -	\$ -
Interest Paid Thereon	\$	-	\$ -	\$ -
TOTAL DISBURSEMENTS	\$	16,906.00	\$ -	\$ -
CASH BALANCE JUNE 30, 2019	\$	14,308.44	\$ -	\$ -
Reserve for Warrants Outstanding	\$	-	\$ -	\$ -
Reserve for Interest on Warrants	\$	-	\$ -	\$ -
Reserves From Schedule 8	\$	-	\$ -	\$ -
TOTAL LIABILITIES AND RESERVE	\$	-	\$ -	\$ -
DEFICIT: (Red Figure)	\$	-	\$ -	\$ -
CASH FUND BALANCE FORWARD TO SUCCEEDING YEAR	\$	14,308.44	\$ -	\$ -

Schedule 6, Special Revenue Fund Warrant Accounts of Current Year		2018-2019	2018-2019	2018-2019
CURRENT YEAR		Amount	Amount	Amount
Warrants Outstanding 6-30-2018 of Year in Caption	\$	-	\$ -	\$ -
Warrants Registered During Year	\$	16,906.00	\$ -	\$ -
TOTAL	\$	16,906.00	\$ -	\$ -
Warrants Paid During Year	\$	16,906.00	\$ -	\$ -
Warrants Converted to Bonds or Judgments	\$	-	\$ -	\$ -
Warrants Cancelled	\$	-	\$ -	\$ -
Warrants Estopped by Statute	\$	-	\$ -	\$ -
TOTAL WARRANTS RETIRED	\$	16,906.00	\$ -	\$ -
BALANCE WARRANTS OUTSTANDING JUNE 30, 2019	\$	-	\$ -	\$ -

CAPITAL PROJECT FUND ACCOUNTS COVERING THE PERIOD JULY 1, 2018, to JUNE 30, 2019
ESTIMATE OF NEEDS FOR 2019-2020

EXHIBIT "J"

1

Fund	Fund	Fund	Fund	Fund	Fund	
2018-2019	2018-2019	2018-2019	2018-2019	2018-2019	2018-2019	
Amount	Amount	Amount	Amount	Amount	Amount	Total
\$ -	\$ -	\$ -	\$ -	\$ -	\$ -	\$ 14,308.44
\$ -	\$ -	\$ -	\$ -	\$ -	\$ -	\$ -
\$ -	\$ -	\$ -	\$ -	\$ -	\$ -	\$ 14,308.44
\$ -	\$ -	\$ -	\$ -	\$ -	\$ -	\$ -
\$ -	\$ -	\$ -	\$ -	\$ -	\$ -	\$ -
\$ -	\$ -	\$ -	\$ -	\$ -	\$ -	\$ -
\$ -	\$ -	\$ -	\$ -	\$ -	\$ -	\$ -
\$ -	\$ -	\$ -	\$ -	\$ -	\$ -	\$ 14,308.44
\$ -	\$ -	\$ -	\$ -	\$ -	\$ -	\$ 14,308.44

2018-2019	2018-2019	2018-2019	2018-2019	2018-2019	2018-2019	
Amount	Amount	Amount	Amount	Amount	Amount	TOTAL
\$ -	\$ -	\$ -	\$ -	\$ -	\$ -	\$ 26,366.52
\$ -	\$ -	\$ -	\$ -	\$ -	\$ -	\$ -
\$ -	\$ -	\$ -	\$ -	\$ -	\$ -	\$ 4,800.00
\$ -	\$ -	\$ -	\$ -	\$ -	\$ -	\$ 31,166.52
\$ -	\$ -	\$ -	\$ -	\$ -	\$ -	\$ 47.92
\$ -	\$ -	\$ -	\$ -	\$ -	\$ -	\$ -
\$ -	\$ -	\$ -	\$ -	\$ -	\$ -	\$ -
\$ -	\$ -	\$ -	\$ -	\$ -	\$ -	\$ 47.92
\$ -	\$ -	\$ -	\$ -	\$ -	\$ -	\$ 31,214.44
\$ -	\$ -	\$ -	\$ -	\$ -	\$ -	\$ 16,906.00
\$ -	\$ -	\$ -	\$ -	\$ -	\$ -	\$ -
\$ -	\$ -	\$ -	\$ -	\$ -	\$ -	\$ 16,906.00
\$ -	\$ -	\$ -	\$ -	\$ -	\$ -	\$ 14,308.44
\$ -	\$ -	\$ -	\$ -	\$ -	\$ -	\$ -
\$ -	\$ -	\$ -	\$ -	\$ -	\$ -	\$ -
\$ -	\$ -	\$ -	\$ -	\$ -	\$ -	\$ -
\$ -	\$ -	\$ -	\$ -	\$ -	\$ -	\$ -
\$ -	\$ -	\$ -	\$ -	\$ -	\$ -	\$ -
\$ -	\$ -	\$ -	\$ -	\$ -	\$ -	\$ 14,308.44

2018-2019	2018-2019	2018-2019	2018-2019	2018-2019	2018-2019	
Amount	Amount	Amount	Amount	Amount	Amount	TOTAL
\$ -	\$ -	\$ -	\$ -	\$ -	\$ -	\$ -
\$ -	\$ -	\$ -	\$ -	\$ -	\$ -	\$ 16,906.00
\$ -	\$ -	\$ -	\$ -	\$ -	\$ -	\$ 16,906.00
\$ -	\$ -	\$ -	\$ -	\$ -	\$ -	\$ 16,906.00
\$ -	\$ -	\$ -	\$ -	\$ -	\$ -	\$ -
\$ -	\$ -	\$ -	\$ -	\$ -	\$ -	\$ -
\$ -	\$ -	\$ -	\$ -	\$ -	\$ -	\$ -
\$ -	\$ -	\$ -	\$ -	\$ -	\$ -	\$ 16,906.00
\$ -	\$ -	\$ -	\$ -	\$ -	\$ -	\$ -

CERTIFICATE OF EXCISE BOARD
ESTIMATE OF NEEDS FOR 2019-2020

STATE OF OKLAHOMA, COUNTY OF OTTAWA

We, the members of the Excise Board of said County and State, do hereby certify that we have examined the foregoing estimates of proposed current expenses for the ensuing fiscal year as filed with the Governing Board of Fairland Oklahoma, and those directly under, or in contractual relationship with, the Governing Board of Fairland Oklahoma; we have ascertained from the Financial Statements submitted therewith the amount of Surplus Balances of Cash on Hand; we have considered the uncollected ad valorem taxes of the previous year or years; and we have ascertained that the probable Income estimated to be collected from all sources other than ad valorem taxation may reasonably be expected as a revenue for the ensuing fiscal year, and that the same does not exceed 90% of the actual collection from such sources for the previous fiscal year.

In so doing, we have diligently performed the duties imposed upon the Excise Board by 68 O.S. 1991 Section 3007, (1) ascertaining that the financial statements, as to statistics therein contained reflect the true fiscal condition at the close of the fiscal year, or caused the same to be corrected so to show; (2) struck from the estimate of needs so submitted any items not authorized by law and reduced to the sum authorized by law any items restricted by statute as to the amount lawfully expendable therefore; (3) supplemented such estimate, after proper publication, by an estimate of needs prepared by this Excise Board to make provision for mandatory governmental functions where the estimate submitted wholly failed or was deemed inadequate to fulfill the mandate of the Constitutions or of the Legislature; (4) computed the total means available to each fund in the manner provided; and (5) then and only thereafter. -

Accordingly, we have and do hereby appropriate the Surplus Balances of Cash on Hand, and the Revenues and Levies hereinafter set forth for each Fund to the several and specific purposes named in such estimates, by each, to the intent and purpose that CONSTITUTIONAL GOVERNMENTAL FUNCTIONS shall be first assured and provided for, and subsequently to provide for Legislative Governmental Functions insofar as to the available Surpluses, Revenues and Levies will permit; and we have provided also that the Levies are in excess of the amount appropriated to needs after deducting the surplus cash balance on hand, and Estimated Revenues other than tax, by the percentage and amount or reserve for delinquent tax as hereinafter set forth, which we have determined in the manner provided by law.

We further certify that we have examined the within statements of account and estimated needs or requirements of the Governing Board of Fairland Oklahoma, in relation to the Sinking Fund or Funds thereof, and after finding the same correct or having caused the same to be corrected pursuant to 68 O. S. 1991 Section 3009, have approved the requirements therefor to fulfill the conditions of Section 26 and 28 of Article 10, Oklahoma Constitution, and have made and certified a tax levy therefor to the extent of the excess of said total requirements over the total of items 2, 3, 6, and 12 of Exhibit "Y" (Page 2) and any other legal deduction, including a reserve of 90% for delinquent taxes.

CERTIFICATE OF EXCISE BOARD
ESTIMATE OF NEEDS FOR 2019-2020

Page 2

EXHIBIT "Y"				
County Excise Board's Appropriation of Income and Revenue	General Fund	Building Fund	Industrial Bonds	Sinking Fund (Exc. Homesteads)
Appropriation Approved & Provision Made	\$ 536,677.90	\$ -	\$ -	\$ -
Appropriation of Revenues	\$ -	\$ -	\$ -	\$ -
Excess of Assets Over Liabilities	\$ 49,313.37	\$ -	\$ -	\$ -
Unclaimed Protest Tax Refunds	\$ -	\$ -	\$ -	\$ -
Miscellaneous Estimated Revenues	\$ 487,364.53	\$ -	\$ -	\$ -
Est. Value of Surplus Tax in Process	\$ -	\$ -	\$ -	\$ -
Sinking Fund Contributions	\$ -	\$ -	\$ -	\$ -
Surplus Building Fund Cash	\$ -	\$ -	\$ -	\$ -
Total Other Than 2018 Tax	\$ 536,677.90	\$ -	\$ -	\$ -
Balance Required	\$ -	\$ -	\$ -	\$ -
Add 10% for Delinquency	\$ -	\$ -	\$ -	\$ -
Total Required for 2018 Tax	\$ -	\$ -	\$ -	\$ -
Rate of Levy Required and Certified (in Mills)	0.00	0.00	0.00	0.00

We further certify that the net assessed valuation of the Property, subject to ad valorem taxes, after the amount of all Homestead Exemptions have been deducted in the said County as finally equalized and certified by the State Board of Equalization for the current year 2019-2020 is as follows:

VALUATION AND LEVIES EXCLUDING HOMESTEADS				
County	Real	Personal	Public Service	Total
Total Valuation,	\$ 3,778,638.00	\$ 1,112,562.00	\$ 828,674.00	\$ 5,719,874.00

and that the assessed valuations herein certified have been used in computing the rates of mill levies and the proceeds thereof appropriated as aforesaid; and that having ascertained as aforesaid, the aggregate amount to be raised by ad valorem taxation, we thereupon made the levies therefor as provided by law as follows:

General Fund	0.00 Mills;	Building Fund	0.00 Mills;	Sinking Fund	0.00 Mills;	Sub-Total	0.00 Mills;
--------------	-------------	---------------	-------------	--------------	-------------	-----------	-------------

Free Fair Budget Account (Levy Per Applicable Statute)	0.00 Mills;
Free Fair Improvement Budget Account (Net Proceeds of 1.00 Mill)	0.00 Mills;
Free Fair Additional Improvement Budget Account (Net Proceeds of 1.00 Mill)	0.00 Mills;
Library Budget Account (Net Proceeds of 1/2 of 1.00 Mill)	0.00 Mills;
Cooperative County/City-County Library Budget Account (1.00 to 4.00 Mills)	0.00 Mills;
City Cemetery (Prior To Aug. 15, 1933) Budget Account (Net Proceeds of 1/5 of 1.00 Mill)	0.00 Mills;
Public Buildings Budget Account (Not To Exceed 5.00 Mills)	0.00 Mills;
City Health Fund (Not To Exceed 2.50 Mills)	0.00 Mills;
Emergency Medical Service (Not To Exceed 3.00 Mills)	0.00 Mills;
Total City Levies	0.00 Mills;
City Wide Levy For Schools (4.00 Mills)	0.00 Mills;
Total City Wide Levy	0.00 Mills;

and we do hereby order the above levies to be certified forthwith by the Secretary of this Board to the County Assessor of said Town, in order that the Assessor may immediately extend said levies upon the Tax Rolls for the year 2020 without regard to any protest that may be filed against any levies, as required by 68 O. S. 1991, Section 2869

Dated at Miami, Oklahoma, this 2nd day of October, 2019.

Joe Clapp
Excise Board Member

Leon Weene
Excise Board Member



Henry [Signature]
Excise Board Chairman

Robert Mitchell
Excise Board Secretary

FAIRLAND TOWN
STATISTICAL DATA
FISCAL YEAR 2018-2019

Total Valuation

Total Gross Valuation Real Property	\$	4,053,428.00
Total Homestead Exemption	\$	<u>274,790.00</u>

Total Real Property	\$	3,778,638.00
---------------------	----	--------------

Total Personal Property	\$	1,112,562.00
-------------------------	----	--------------

Total Public Service Property	\$	<u>828,674.00</u>
-------------------------------	----	-------------------

Total Valuation of Property	\$	<u><u>5,719,874.00</u></u>
-----------------------------	----	----------------------------

PUBLICATION SHEET - FAIRLAND, OKLAHOMA
 FINANCIAL STATEMENT OF THE VARIOUS FUNDS FOR THE FISCAL YEAR ENDING JUNE 30, 2019, AND ESTIMATE OF NEEDS
 FOR THE FISCAL YEAR ENDING JUNE 30, 2020, OF THE GOVERNING BOARD OF
 FAIRLAND, OKLAHOMA

EXHIBIT "Z"

Page 1

STATEMENT OF FINANCIAL CONDITION	GENERAL FUND	BUILDING FUND
AS OF JUNE 30, 2019	Detail	Detail
ASSETS:		
Cash Balance June 30, 2019	\$ 125,157.89	\$ -
Investments	\$ -	\$ -
TOTAL ASSETS	\$ 125,157.89	\$ -
LIABILITIES AND RESERVES:		
Warrants Outstanding	\$ 6,175.21	\$ -
Reserve for Interest on Warrants	\$ -	\$ -
Reserves From Schedule 8	\$ 69,669.31	\$ -
TOTAL LIABILITIES AND RESERVES	\$ 75,844.52	\$ -
CASH FUND BALANCE (Deficit) JUNE 30, 2019	\$ 49,313.37	\$ -

ESTIMATED NEEDS FOR FISCAL YEAR ENDING JUNE 30, 2019

GENERAL FUND	GENERAL FUND	SINKING FUND BALANCE SHEET	SINKING FUND
Current Expense	\$ 536,677.90	1. Cash Balance on Hand June 30, 2019	\$ -
Reserve for Int. on Warrants & Revaluation	\$ -	2. Legal Investments Properly Maturing	\$ -
Total Required	\$ 536,677.90	3. Judgments Paid to Recover by Tax Levy	\$ -
FINANCED		4. Total Liquid Assets	\$ -
Cash Fund Balance	\$ 49,313.37	Deduct Matured Indebtedness:	
Estimated Miscellaneous Revenue	\$ 487,364.53	5. a. Past-Due Coupons	\$ -
Total Deductions	\$ 536,677.90	6. b. Interest Accrued Thereon	\$ -
Balance to Raise from Ad Valorem Tax	\$ -	7. c. Past-Due Bonds	\$ -
ESTIMATED MISCELLANEOUS REVENUE:		8. d. Interest Thereon After Last Coupon	\$ -
1000 Charges for Services	\$ 25,036.20	9. e. Fiscal Agency Commissions on Above	\$ -
2000 Local Sources of Revenue	\$ 151,159.19	10. f. Judgments and Int. Levied for/Unpaid	\$ -
3000 State Sources of Revenue	\$ 242,091.34	11. Total Items a. Through f.	\$ -
4000 Federal Sources of Revenue	\$ 55,872.00	12. Balance of Assets Subject to Accruals	\$ -
5000 Miscellaneous Revenue	\$ 13,205.80	Deduct Accrual Reserve If Assets Sufficient:	
6111 Contributions from Other Funds	\$ -	13. g. Earned Unmatured Interest	\$ -
Total Estimated Revenue	\$ 487,364.53	14. h. Accrual on Final Coupons	\$ -
INDUSTRIAL DEVELOPMENT BONDS	INDUSTRIAL BOND	15. i. Accrued on Unmatured Bonds	\$ -
1. Cash Balance on Hand June 30, 2019	\$ -	16. Total Items g. Through i.	\$ -
2. Legal Investments Properly Maturing	\$ -	17. Excess of Assets Over Accrual Reserves **	\$ -
3. Total Liquid Assets	\$ -	SINKING FUND REQUIREMENTS FOR 2019-2020	
Deduct Matured Indebtedness		1. Interest Earnings on Bonds	\$ -
4. a. Past-Due Coupons	\$ -	2. Accrual on Unmatured Bonds	\$ -
5. b. Interest Accrued Thereon	\$ -	3. Annual Accrual on "Prepaid" Judgments	\$ -
6. c. Past-Due Bonds	\$ -	4. Annual Accrual on "Unpaid" Judgments	\$ -
7. d. Interest Thereon After Last Coupon	\$ -	5. Interest on Unpaid Judgments	\$ -
8. e. Fiscal Agency Commissions on Above	\$ -	6. Annual Accrual From Exhibit KK	\$ -
9. Balance of Assets Subject to Accruals	\$ -		
10. Deduct: g. Earned Unmatured Interest	\$ -		
11. h. Accrual on Final Coupons	\$ -		
12. i. Accrued on Unmatured Bonds	\$ -		
13. Excess of Assets Over Accrual Reserves*	\$ -		
INDUSTRIAL BOND REQUIREMENTS FOR 2019-2020			
1. Interest Earnings on Bonds	\$ -		
2. Accrual on Unmatured Bonds	\$ -		
Total Sinking Fund Requirements	\$ -	Total Sinking Fund Requirements	\$ -
Deduct:		Deduct:	
1. Excess of Assets Over Liabilities	\$ -	1. Excess of Assets Over Liabilities	\$ -
2. Surplus Building Fund Cash	\$ -	2. Surplus Building Fund Cash	\$ -
Balance Required	\$ -	Balance to Raise By Tax Levy	\$ -

PUBLICATION SHEET - FAIRLAND, OKLAHOMA
FINANCIAL STATEMENT OF THE VARIOUS FUNDS FOR THE FISCAL YEAR ENDING JUNE 30, 2019, AND ESTIMATE OF NEEDS
FOR THE FISCAL YEAR ENDING JUNE 30, 2020, OF THE GOVERNING BOARD OF
FAIRLAND, OKLAHOMA

EXHIBIT "Z"

** If line 12 is less than line 16 after omitting "h" deduct the following each in turn from line 4, "Total Liquid Assets".	SINKING FUND
13d. j. Unmatured Coupons Due 4-1-2020	\$ -
14d. k. Unmatured Bonds So Due	
15d. l. Whatever Remains is for Exhibit KK Line E.	\$ -
16d. Deficit as Shown on Sinking Fund Balance Sheet.	\$ -
17d. Less Cash Requirements for Current Fiscal Year in Excess of Cash on Hand (From Line 15d Above).	
18d. Remaining Deficit is for Exhibit KK Line F.	\$ -

* If line 14 is less than the sum of lines g. h. i. after omitting "h" deduct the following each in turn from line 4, "Total Liquid Assets".	INDUSTRIAL BONDI FUND
13d. j. Unmatured Coupons Due Before 4-1-2020	\$
14d. k. Unmatured Bonds So Due	
15d. l. Whatever Remains is for Exhibit KKI Line E.	\$
16d. Deficit as Shown on Industrial Bonds Balance Sheet.	\$
17d. Less Cash Requirements for Current Fiscal Year in Excess of Cash on Hand (From Line 15d Above).	
18d. Remaining Deficit is for Exhibit KKI Line F.	\$ -






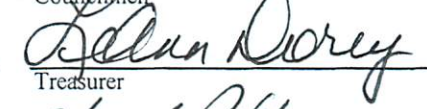

S.A.&I. Form 2641R99 Entity: Fairland Town, 58

Thursday, September 12, 2019

CERTIFICATE - GOVERNING BOARD

STATE OF OKLAHOMA, TOWN OF FAIRLAND, ss:

We, the undersigned duly elected, qualified Governing Officers of Fairland, Oklahoma, do hereby certify that at a meeting of the Governing Body of the said Town, begun at the time provided by law for Towns and pursuant to the provisions of 68 OS § 3002, the foregoing statement was prepared and is a true and correct condition of the Financial Affairs of said Town as reflected by the records of the City Clerk and Treasurer. We further certify that the forgoing estimate for current expenses for the fiscal year beginning July 1, 2019, and ending June 30, 2020, as shown are reasonably necessary for the proper conduct of the affairs of the said Town, that the Estimated Income to be derived from sources other than ad valorem taxation does not exceed the lawfully authorized ration of the revenue derived from the same sources during the preceding fiscal year.

 Mayor
 Councilmen
 Councilmen
 Councilmen
 Councilmen
 Treasurer
 Clerk

Subscribed and sworn to before me this 12 day of September, 2019.

 Notary Public



Required to be published in a legally-qualified newspaper printed in the County, or one issue published in a legally-qualified newspaper of general circulation in the County.

PUBLICATION SHEET - FAIRLAND, OKLAHOMA
ESTIMATE OF NEEDS BY APPROPRIATED ACCOUNT FOR 2019-2020

EXHIBIT "Z"

1a

		Governmental Budget Accounts	
		FISCAL YEAR 2019 - 2020	
DEPARTMENTS OF GOVERNMENT		NEEDS AS	APPROVED BY
APPROPRIATED ACCOUNTS		REQUESTED BY	COUNTY
		GOVERNING	EXCISE BOARD
		BOARD	
60 MANAGERIAL BUDGET ACCOUNT:			
60a Personal Services		\$ 500.00	\$ 500.00
60b Part Time Help		\$ -	\$ -
60c Travel		\$ -	\$ -
60d Maintenance and Operation		\$ -	\$ -
60e Capital Outlay		\$ -	\$ -
60f Intergovernmental		\$ -	\$ -
60g Other -		\$ -	\$ -
60h Other -		\$ -	\$ -
60 Total		\$ 500.00	\$ 500.00
61 CITY CLERK BUDGET ACCOUNT:			
61a Personal Services		\$ 11,000.00	\$ 11,000.00
61b Part Time Help		\$ -	\$ -
61c Travel		\$ -	\$ -
61d Maintenance and Operation		\$ -	\$ -
61e Capital Outlay		\$ -	\$ -
61f Intergovernmental		\$ -	\$ -
61g Other -		\$ -	\$ -
61h Other -		\$ -	\$ -
61 Total		\$ 11,000.00	\$ 11,000.00
62 CITY TREASURER BUDGET ACCOUNT:			
62a Personal Services		\$ 3,000.00	\$ 3,000.00
62b Part Time Help		\$ -	\$ -
62c Travel		\$ -	\$ -
62d Maintenance and Operation		\$ -	\$ -
62e Capital Outlay		\$ -	\$ -
62f Intergovernmental		\$ -	\$ -
62g Other -		\$ -	\$ -
62h Other -		\$ -	\$ -
62 Total		\$ 3,000.00	\$ 3,000.00
63 CITY ATTORNEY BUDGET ACCOUNT:			
63a Personal Services		\$ 25,000.00	\$ 25,000.00
63b Part Time Help		\$ -	\$ -
63c Travel		\$ -	\$ -
63d Maintenance and Operation		\$ -	\$ -
63e Capital Outlay		\$ -	\$ -
63f Intergovernmental		\$ -	\$ -
63g Other -		\$ -	\$ -
63 Total		\$ 25,000.00	\$ 25,000.00
64 MUNICIPAL COURT BUDGET ACCOUNT:			
64a Personal Services		\$ 3,600.00	\$ 3,600.00
64b Part Time Help		\$ -	\$ -
64c Travel		\$ -	\$ -
64d Maintenance and Operation		\$ -	\$ -
64e Capital Outlay		\$ -	\$ -
64f Intergovernmental		\$ -	\$ -
64g Other -		\$ -	\$ -
64 Total		\$ 3,600.00	\$ 3,600.00

PUBLICATION SHEET - FAIRLAND, OKLAHOMA
ESTIMATE OF NEEDS BY APPROPRIATED ACCOUNT FOR 2019-2020

EXHIBIT "Z"

1b

Governmental Budget Accounts FISCAL YEAR 2019 - 2020		
DEPARTMENTS OF GOVERNMENT	NEEDS AS	APPROVED BY
APPROPRIATED ACCOUNTS	REQUESTED BY	COUNTY
	GOVERNING	EXCISE BOARD
	BOARD	
65		
65a Personal Services	\$ -	\$ -
65b Part Time Help	\$ -	\$ -
65c Travel	\$ -	\$ -
65d Maintenance and Operation	\$ -	\$ -
65e Capital Outlay	\$ -	\$ -
65f Intergovernmental	\$ -	\$ -
65g Other -	\$ -	\$ -
65h Other -	\$ -	\$ -
65 Total	\$ -	\$ -
66		
66a Personal Services	\$ -	\$ -
66b Part Time Help	\$ -	\$ -
66c Travel	\$ -	\$ -
66d Maintenance and Operation	\$ -	\$ -
66e Capital Outlay	\$ -	\$ -
66f Intergovernmental	\$ -	\$ -
66g Other -	\$ -	\$ -
66h Other -	\$ -	\$ -
66 Total	\$ -	\$ -
67		
67a Personal Services	\$ -	\$ -
67b Part Time Help	\$ -	\$ -
67c Travel	\$ -	\$ -
67d Maintenance and Operation	\$ -	\$ -
67e Capital Outlay	\$ -	\$ -
67f Intergovernmental	\$ -	\$ -
67g Other -	\$ -	\$ -
67h Other -	\$ -	\$ -
67 Total	\$ -	\$ -
68		
68a Personal Services	\$ -	\$ -
68b Part Time Help	\$ -	\$ -
68c Travel	\$ -	\$ -
68d Maintenance and Operation	\$ -	\$ -
68e Capital Outlay	\$ -	\$ -
68f Intergovernmental	\$ -	\$ -
68g Other -	\$ -	\$ -
68 Total	\$ -	\$ -
69 GENERAL GOVERNMENT BUDGET ACCOUNT:		
69a Personal Services	\$ 11,000.00	\$ 11,000.00
69b Part Time Help	\$ -	\$ -
69c Travel	\$ -	\$ -
69d Maintenance and Operation	\$ 59,842.10	\$ 59,842.10
69e Capital Outlay	\$ -	\$ -
69f Intergovernmental	\$ -	\$ -
69g Other -	\$ 55,872.00	\$ 55,872.00
69 Total	\$ 126,714.10	\$ 126,714.10

PUBLICATION SHEET - FAIRLAND, OKLAHOMA
ESTIMATE OF NEEDS BY APPROPRIATED ACCOUNT FOR 2019-2020

EXHIBIT "Z"

1c

Governmental Budget Accounts		
FISCAL YEAR 2019 - 2020		
DEPARTMENTS OF GOVERNMENT	NEEDS AS	APPROVED BY
APPROPRIATED ACCOUNTS	REQUESTED BY	COUNTY
	GOVERNING	EXCISE BOARD
	BOARD	
80 STREET AND ALLEY BUDGET ACCOUNT:		
80a Personal Services	\$ 500.00	\$ 500.00
80b Part Time Help	\$ -	\$ -
80c Travel	\$ -	\$ -
80d Maintenance and Operation	\$ 40,000.00	\$ 40,000.00
80e Capital Outlay	\$ -	\$ -
80f Intergovernmental	\$ -	\$ -
80g Other -	\$ -	\$ -
80h Other -	\$ -	\$ -
80j Other -	\$ -	\$ -
80 Total	\$ 40,500.00	\$ 40,500.00
82 AUDIT BUDGET ACCOUNT:		
82a Salaries and Expense of Audit and Report	\$ -	\$ -
82b Intergovernmental	\$ -	\$ -
82c Other -	\$ -	\$ -
82 Total	\$ -	\$ -
83 CEMETARY BUDGET ACCOUNT:		
83a Personal Services	\$ 3,000.00	\$ 3,000.00
83b Part Time Help	\$ -	\$ -
83c Travel	\$ -	\$ -
83d Maintenance and Operation	\$ 30,000.00	\$ 30,000.00
83e Capital Outlay	\$ -	\$ -
83f Intergovernmental	\$ -	\$ -
83g Other -	\$ -	\$ -
83h Other -	\$ -	\$ -
83 Total	\$ 33,000.00	\$ 33,000.00
84 FREE FAIR BUDGET ACCOUNT:		
84a Personal Services	\$ -	\$ -
84b Part Time Help	\$ -	\$ -
84c Travel	\$ -	\$ -
84d Maintenance and Operation	\$ -	\$ -
84e Capital Outlay	\$ -	\$ -
84f Intergovernmental	\$ -	\$ -
84g Premiums and Awards	\$ -	\$ -
84h Other -	\$ -	\$ -
84i Other -	\$ -	\$ -
84 Total	\$ -	\$ -
86 PARK BUDGET ACCOUNT:		
86a Personal Services	\$ -	\$ -
86b Part Time Help	\$ -	\$ -
86c Travel	\$ -	\$ -
86d Maintenance and Operation	\$ 8,000.00	\$ 8,000.00
86e Capital Outlay	\$ -	\$ -
86f Intergovernmental	\$ -	\$ -
86g Other -	\$ -	\$ -
86h Other -	\$ -	\$ -
86 Total	\$ 8,000.00	\$ 8,000.00

PUBLICATION SHEET - FAIRLAND, OKLAHOMA
ESTIMATE OF NEEDS BY APPROPRIATED ACCOUNT FOR 2019-2020

EXHIBIT "Z"

1d

Governmental Budget Accounts		
FISCAL YEAR 2019 - 2020		
DEPARTMENTS OF GOVERNMENT	NEEDS AS	APPROVED BY
APPROPRIATED ACCOUNTS	REQUESTED BY	COUNTY
	GOVERNING	EXCISE BOARD
	BOARD	
87 LIBRARY BUDGET ACCOUNT:		
87a Personal Services	\$ -	\$ -
87b Part Time Help	\$ -	\$ -
87c Travel	\$ -	\$ -
87d Maintenance and Operation	\$ -	\$ -
87e Capital Outlay	\$ -	\$ -
87f Intergovernmental	\$ -	\$ -
87g Other -	\$ -	\$ -
87 Total	\$ -	\$ -
88 PUBLIC HEALTH BUDGET ACCOUNT:		
88a Personal Services	\$ -	\$ -
88b Part Time Help	\$ -	\$ -
88c Travel	\$ -	\$ -
88d Maintenance and Operation	\$ -	\$ -
88e Capital Outlay	\$ -	\$ -
88f Intergovernmental	\$ -	\$ -
88g Other -	\$ -	\$ -
88h Other -	\$ -	\$ -
88 Total	\$ -	\$ -
89 FIRE DEPT. SALES TAX BUDGET ACCOUNT:		
89a Personal Services	\$ -	\$ -
89b Part Time Help	\$ -	\$ -
89c Travel	\$ -	\$ -
89d Maintenance and Operation	\$ 10,613.80	\$ 10,613.80
89e Capital Outlay	\$ 30,000.00	\$ 30,000.00
89f Intergovernmental	\$ -	\$ -
89g Other -	\$ -	\$ -
89h Other -	\$ -	\$ -
89 Total	\$ 40,613.80	\$ 40,613.80
90 CHILD GUIDANCE CLINIC		
90a Personal Services	\$ -	\$ -
90b Part Time Help	\$ -	\$ -
90c Travel	\$ -	\$ -
90d Maintenance and Operation	\$ -	\$ -
90e Capital Outlay	\$ -	\$ -
90f Intergovernmental	\$ -	\$ -
90g Other -	\$ -	\$ -
90 Total	\$ -	\$ -
91 TICK ERADICATION ACCOUNT:		
91a Personal Services	\$ -	\$ -
91b Part Time Help	\$ -	\$ -
91c Travel	\$ -	\$ -
91d Maintenance and Operation	\$ -	\$ -
91e Capital Outlay	\$ -	\$ -
91f Intergovernmental	\$ -	\$ -
91g Other -	\$ -	\$ -
91h Other -	\$ -	\$ -
91 Total	\$ -	\$ -

PUBLICATION SHEET - FAIRLAND, OKLAHOMA
ESTIMATE OF NEEDS BY APPROPRIATED ACCOUNT FOR 2019-2020

EXHIBIT "Z"

1e

Governmental Budget Accounts		
FISCAL YEAR 2019 - 2020		
DEPARTMENTS OF GOVERNMENT	NEEDS AS	APPROVED BY
APPROPRIATED ACCOUNTS	REQUESTED BY	COUNTY
	GOVERNING	EXCISE BOARD
	BOARD	
92 POLICE BUDGET ACCOUNT:		
92a Personal Services	\$ 150,000.00	\$ 150,000.00
92b Part Time Help	\$ -	\$ -
92c Travel	\$ -	\$ -
92d Maintenance and Operation	\$ 30,000.00	\$ 30,000.00
92e Capital Outlay	\$ 5,000.00	\$ 5,000.00
92f Intergovernmental	\$ -	\$ -
92g Other -	\$ -	\$ -
92h Other -	\$ -	\$ -
92j Other -	\$ -	\$ -
92 Total	\$ 185,000.00	\$ 185,000.00
93 FIRE DEPARTMENT BUDGET ACCOUNT:		
93a Personal Services	\$ 8,500.00	\$ 8,500.00
93b Part Time Help	\$ -	\$ -
93c Travel	\$ -	\$ -
93d Maintenance and Operation	\$ -	\$ -
93e Capital Outlay	\$ -	\$ -
93f Intergovernmental	\$ -	\$ -
93g Other -	\$ -	\$ -
93h Other -	\$ -	\$ -
93 Total	\$ 8,500.00	\$ 8,500.00
94 VOLUNTARY FIRE DEPARTMENT BUDGET ACCOUNT:		
94a Personal Services	\$ -	\$ -
94b Part Time Help	\$ -	\$ -
94c Travel	\$ 250.00	\$ 250.00
94d Maintenance and Operation	\$ 41,000.00	\$ 41,000.00
94e Capital Outlay	\$ 10,000.00	\$ 10,000.00
94f Intergovernmental	\$ -	\$ -
94g Other -	\$ -	\$ -
94h Other -	\$ -	\$ -
94 Total	\$ 51,250.00	\$ 51,250.00
98 OTHER USE:		
98a Other Deductions	\$ -	\$ -
98 Total	\$ -	\$ -
TOTAL GENERAL FUND ACCOUNT	\$ 536,677.90	\$ 536,677.90
SUBJECT TO WARRANT ISSUE:		
99 Provision for Interest on Warrants	\$ -	\$ -
GRAND TOTAL GENERAL FUND	\$ 536,677.90	\$ 536,677.90