

School District  
2020-2021 Estimate of Needs  
and  
Financial Statement of the Fiscal Year 2019-2020

Board of Education of Kiowa Public Schools  
District No. I-14  
County of Pittsburg  
State of Oklahoma

**FILED**  
**OCT 23 2020**  
State Auditor & Inspector

To the Excise Board of said County and State, Greetings:

Pursuant to the requirements of 68 O. S. 2001 Section 3002, we submit herewith, for your consideration the within statement of the financial condition of the Board of Education of Kiowa Public Schools, District No. I-14, County of Pittsburg, State of Oklahoma for the fiscal year beginning July 1, 2020, and ending June 30, 2021, together with an itemized statement of the estimated Income and Probable Needs of said School District for the ensuing fiscal year. We have separately prepared, executed and submit Financial Statements for the Fiscal Year so terminated, and Estimate of Requirements for the ensuing Fiscal Year, for such Sinking Fund, if any, as pertains to this District for the Bond, Coupon, and Judgment indebtedness, if any, outstanding and unpaid as of June 30, 2021, and also for the Sinking Fund of any disorganized District whose area or the major portion thereof is now embraced within the boundaries of this District; and this Certificate is as applicable thereto as if fully embodied therein. The same have been prepared in conformity with Statute.

Two copies of this Financial Statement and Estimate of Needs should be filed with the County Clerk not later than September 30 for all School Districts. One complete signed copy must be sent to the State Auditor and Inspector, 2300 N. Lincoln Blvd Room 100, Oklahoma City, OK 73105-4801 and one copy will be retained by the County Clerk. If publication may not be had by date required for filing, affidavit and proof of publication are required to be attached within five days after date of filing.

Prepared by: Kerry J. Patten, CPA

Submitted to the Pittsburg County Excise Board

This 21st Day of September, 2020

School Board Member's Signatures

Chairman: Joe Hill

Clerk: Karla Hall

Member: Ryan T. [Signature]

Member: \_\_\_\_\_

Member: Rick Sartor

Member: \_\_\_\_\_

Member: \_\_\_\_\_

Member: \_\_\_\_\_


Member: \_\_\_\_\_

Member: \_\_\_\_\_

Treasurer: Michael W. Kelley

In addition,

1. We, the undersigned, duly elected, qualified and acting officers of the Board of Education of the aforesaid School District located wholly or in major area in the County and State aforesaid, do hereby certify that, at regular session begun at the time provided by law, we carefully considered the reports submitted by the several officers and employees as required by 68 O. S. 2001 Section 3004, carefully considered the statements and estimate of needs heretofore prepared for the purpose of ascertaining any additional or emergency levy necessary for the ensuing fiscal year and revised, corrected or amended the same to disclose the true fiscal condition as of June 30, 2020, and to provide for the needs of the District for the ensuing fiscal year as now ascertained; and we do hereby certify that the within statement of the financial condition is true and correct, and that the within estimates for all purposes for the ensuing fiscal year are reasonably necessary for the proper conduct of the affairs of said School District, and that the statement of Estimated Income from sources other than ad valorem taxes is not in excess of the lawfully authorized ratio of the actual collections from such sources during the previous fiscal year.
2. We further certify that any cash fund balance reported in our Building Fund is required for immediate or cumulative program of construction unless there be attached within a verified copy of a resolution signed by a majority of the members of this Board to the effect the program of building has been completed or abandoned. If attached, then the Excise Board is directed to apply said Balance to reduce Levies in accordance with 62 O. S. 2001, Section 333.
3. We also certify that a levy of 15.000 Mills over and above the number of mills allocated by the County Excise Board will be reasonably necessary for the proper conduct of the affairs of said school district during the fiscal year 2020-2021.
4. We also certify that, after due and legal notice of an election thereon, an emergency levy of 5.000 Mills, over and above the number of mills provided by Law and allocated by the County Excise Board in addition thereto for school purposes, were made permanent by election.
5. We also certify that, after due and legal notice of an election thereon, a local support levy of 10.000 Mills, in addition to the levies hereinbefore provided, were made permanent by election.
6. We also certify that, after due and legal notice of an election thereon, pursuant to Article 10, Section 10, of the Constitution of Oklahoma, an additional levy of 5.000 Mills, were made permanent by election.



Clerk of Board of Education




President of Board of Education



Treasurer of Board of Education

Subscribed and sworn to before me this 8 day of September, 2020.



Notary Public

Feb 5, 2021

My Commission Expires



**Affidavit of Publication**

STATE OF OKLAHOMA }  
COUNTY OF PITTSBURG } SS

(Published in the McAlester News-Capital on September 10th, 2020.)

I, Cindi Perez, of lawful age, being duly sworn upon oath, deposes and says that I am the authorized representative of McAlester News-Capital, a daily publication that is a "legal newspaper" as that phrase is defined in 25 O.S. § 106, as amended to date, for the city of McAlester, for the county of Pittsburg, in the State of Oklahoma. The attachment hereto contains a true and correct copy of what was published in the regular edition of said newspaper, and not in a supplement, in consecutive issues on the following dates:

September 10, 2020

PUBLICATION SHEET - BOARD OF EDUCATION  
FINANCIAL STATEMENT OF THE VARIOUS FUNDS FOR THE FISCAL  
YEAR ENDING JUNE 30, 2020  
ESTIMATE OF NEEDS FOR FISCAL YEAR ENDING JUNE 30, 2021

KIOWA PUBLIC SCHOOLS, DISTRICT NO. I- 14, PITTSBURG COUNTY,  
OKLAHOMA

STATEMENT OF FINANCIAL CONDITION

*over* →

That said newspaper was regularly issued and circulated on those dates.

SIGNED:

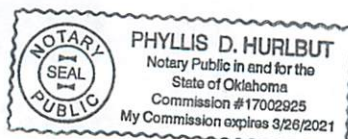
*C Perez*

Sales Representative

Subscribed to and sworn to me this 10th day of September 2020.

*Phyllis D. Hurlbut*  
Phyllis D. Hurlbut, Notary, Pittsburg County, Oklahoma

My commission expires: March 26, 2021



02111058 00032673

KIOWA PUBLIC SCHOOLS (LI)  
PO Box 6  
KIOWA, OK 74553



**PUBLICATION SHEET - BOARD OF EDUCATION**  
**FINANCIAL STATEMENT OF THE VARIOUS FUNDS FOR THE FISCAL YEAR ENDING JUNE 30, 2020**  
**ESTIMATE OF NEEDS FOR FISCAL YEAR ENDING JUNE 30, 2021**  
**KIOWA PUBLIC SCHOOLS, DISTRICT NO. 1-14, PITTSBURG COUNTY, OKLAHOMA**  
**STATEMENT OF FINANCIAL CONDITION**

| STATEMENT OF FINANCIAL CONDITION<br>AS OF JUNE 30, 2020 |  | GENERAL FUND<br>DETAIL | BUILDING FUND<br>DETAIL | CO-OP FUND<br>DETAIL | NUTRITION<br>FUND DETAIL |
|---|--|------------------------|-------------------------|----------------------|--------------------------|
| <b>ASSETS:</b>  |  |                        |                         |                      |                          |
| Cash Balance June 30, 2020                              |  | \$ 2,456,487.43        | \$ 602,358.36           | \$ 0.00              | \$ 65,100.49             |
| Investments   |  | \$ 0.00                | \$ 0.00                 | \$ 0.00              | \$ 0.00                  |
| <b>TOTAL ASSETS</b>                                     |  | \$ 2,456,487.43        | \$ 602,358.36           | \$ 0.00              | \$ 65,100.49             |
| <b>LIABILITIES AND RESERVES:</b>                        |  |                        |                         |                      |                          |
| Warrants Outstanding                                    |  | \$ 79,871.03           | \$ 1,935.00             | \$ 0.00              | \$ 1,120.50              |
| Reserves From Schedule 7                                |  | \$ 0.00                | \$ 0.00                 | \$ 0.00              | \$ 0.00                  |
| <b>TOTAL LIABILITIES AND RESERVES</b>                   |  | \$ 79,871.03           | \$ 1,935.00             | \$ 0.00              | \$ 1,120.50              |
| <b>CASH FUND BALANCE (Deficit) JUNE 30, 2020</b>        |  | \$ 2,376,616.40        | \$ 600,423.36           | \$ 0.00              | \$ 63,979.99             |

| GENERAL FUND                               |                 | ESTIMATED NEEDS FOR FISCAL YEAR ENDING JUNE 30, 2021    |         |
|--|-----------------|---|---------|
| <b>Current Expense</b>                     |                 | <b>SINKING FUND BALANCE SHEET</b>                       |         |
| Reserve for Int. on Warrants & Revaluation | \$ 5,858,704.27 | 1. Cash Balance on Hand June 30, 2020                   | \$ 0.00 |
| Total Required                             | \$ 5,858,704.27 | 2. Legal Investments Properly Maturing                  | \$ 0.00 |
| <b>FINANCED:</b>                           |                 | 3. Judgments Paid To Recover By Tax Levy                | \$ 0.00 |
| Cash Fund Balance                          | \$ 2,376,616.40 | 4. Total Liquid Assets                                  | \$ 0.00 |
| Estimated Miscellaneous Revenue            | \$ 1,013,645.14 | Deduct Matured Indebtedness:                            |         |
| Total Deductions                           | \$ 3,390,261.54 | 5. a. Past-Due Coupons                                  | \$ 0.00 |
| Balance to Raise from Ad Valorem Tax       | \$ 2,468,442.73 | 6. b. Interest Accrued Thereon                          | \$ 0.00 |
| <b>ESTIMATED MISCELLANEOUS REVENUE:</b>    |                 | 7. c. Past-Due Bonds                                    | \$ 0.00 |
| 1000 Other District Sources of Revenue     | \$ 0.00         | 8. d. Interest Thereon after Last Coupon                | \$ 0.00 |
| 2100 County 4 Mill Ad Valorem Tax          | \$ 61,195.38    | 9. e. Fiscal Agency Commissions on Above                | \$ 0.00 |
| 2200 County Apportionment (Mortgage Tax)   | \$ 8,756.51     | 10. f. Judgments and Int. Levied for/Unpaid             | \$ 0.00 |
| 2300 Resale of Property Fund Distribution  | \$ 0.00         | 11. Total Items a. Through f.                           | \$ 0.00 |
| 2900 Other Intermediate Sources of Revenue | \$ 0.00         | 12. Balance of Assets Subject to Accrual                | \$ 0.00 |
| 3110 Gross Production Tax                  | \$ 38,856.25    | Deduct Accrual Reserve if Assets Sufficient:            |         |
| 3120 Motor Vehicle Collections             | \$ 117,569.14   | 13. g. Earned Unmatured Interest                        | \$ 0.00 |
| 3130 Rural Electric Cooperative Tax        | \$ 111,714.17   | 14. h. Accrual on Final Coupons                         | \$ 0.00 |
| 3140 State School Land Earnings            | \$ 36,018.75    | 15. i. Accrued on Unmatured Bonds                       | \$ 0.00 |
| 3150 Vehicle Tax Stamps                    | \$ 769.52       | 16. Total Items g. Through i.                           | \$ 0.00 |
| 3160 Farm Implement Tax Stamps             | \$ 0.00         | 17. Excess of Assets Over Accrual Reserves ** (Page 2)  | \$ 0.00 |
| 3170 Trailers and Mobile Homes             | \$ 0.00         | <b>SINKING FUND REQUIREMENTS FOR 2020-2021</b>          |         |
| 3190 Other Dedicated Revenue               | \$ 0.00         | 1. Interest Earnings on Bonds                           | \$ 0.00 |
| 3200 State Aid - General Operations        | \$ 0.00         | 2. Accrual on Unmatured Bonds                           | \$ 0.00 |
| 3300 State Aid - Competitive Grants        | \$ 360,497.99   | 3. Annual Accrual on "Prepaid" Judgments                | \$ 0.00 |
| 3400 State - Categorical                   | \$ 0.00         | 4. Annual Accrual on Unpaid Judgments                   | \$ 0.00 |
| 3500 Special Programs                      | \$ 13,662.62    | 5. Interest on Unpaid Judgments                         | \$ 0.00 |
| 3600 Other State Sources of Revenue        | \$ 0.00         | 6. PARTICIPATING CONTRIBUTIONS (Annexations):           | \$ 0.00 |
| 3700 Child Nutrition Program               | \$ 0.00         | 7. For Credit to School Dist. No.                       | \$ 0.00 |
| 3800 State Vocational Programs             | \$ 31,089.00    | 8. For Credit to School Dist. No.                       | \$ 0.00 |
| 4100 Capital Outlay                        | \$ 81,871.16    | 9. For Credit to School Dist. No.                       | \$ 0.00 |
| 4200 Disadvantaged Students                | \$ 74,814.11    | 10. For Credit to School Dist. No.                      | \$ 0.00 |
| 4300 Individuals With Disabilities         | \$ 60,005.34    | 11. Annual Accrual From Exhibit KK                      | \$ 0.00 |
| 4400 Minority                              | \$ 10,000.00    | Total Sinking Fund Requirements                         | \$ 0.00 |
| 4500 Operations                            | \$ 6,825.00     | Deduct:   |         |
| 4600 Other Federal Sources of Revenue      | \$ 0.00         | 1. Excess of Assets over Liabilities (if not a deficit) | \$ 0.00 |
| 4700 Child Nutrition Programs              | \$ 0.00         | 2. Contributions From Other Districts                   | \$ 0.00 |
| 4800 Federal Vocational Education          | \$ 0.00         | Balance To Raise  | \$ 0.00 |
| 5000 Non-Revenue Receipts                  | \$ 0.00         |   |         |
| Total Estimated Revenue                    | \$ 1,013,645.14 |   |         |

| SINKING FUND   |         | BUILDING FUND                              |               |
|--|---------|--|---------------|
| 13d. j. Unmatured Coupons Due Before 4-1-2021                              | \$ 0.00 | Current Expense                            | \$ 952,818.44 |
| 14d. k. Unmatured Bonds So Due   | \$ 0.00 | Reserve for Int. on Warrants & Revaluation | \$ 0.00       |
| 15d. l. Whatever Remains is for Exhibit KK Line E.                         | \$ 0.00 | Total Required                             | \$ 952,818.44 |
| 16d. Deficit as Shown on Sinking Fund Balance Sheet.                       | \$ 0.00 | <b>FINANCED:</b>                           |               |
| 17d. Less Cash Requirements for Current Fiscal Year in Excess of Cash on H | \$ 0.00 | Cash Fund Balance                          | \$ 600,423.36 |
| 18d. Remaining Deficit is for Exhibit KK Line F.                           | \$ 0.00 | Estimated Miscellaneous Revenue            | \$ 0.00       |
|  |         | Total Deductions                           | \$ 600,423.36 |
|  |         | Balance to Raise from Ad Valorem Tax       | \$ 352,395.08 |

| CO-OP FUND                                 |         | CHILD NUTRITION PROGRAMS FUND              |               |
|--|---------|--|---------------|
| Current Expense                            | \$      | Reserve for Int. on Warrants & Revaluation | \$ 177,493.71 |
| Reserve for Int. on Warrants & Revaluation | \$ 0.00 | Total Required                             | \$ 0.00       |
| Total Required                             | \$ 0.00 |  | \$ 177,493.71 |
| <b>FINANCED:</b>                           |         |  |               |
| Cash Fund Balance                          | \$      |  |               |
| Estimated Miscellaneous Revenue            | \$ 0.00 |  |               |
| Total Deductions                           | \$ 0.00 |  |               |
| Balance                                    | \$ 0.00 |  |               |

S.A. & L. Form 2662R1.1.15 Entity: Kiowa Public Schools 1-14, Pittsburg County

See Accountant's Compilation Report  
Page 1

17-Aug-2020

**CERTIFICATE - GOVERNING BOARD**  
**STATE OF OKLAHOMA, COUNTY OF PITTSBURG, ss:**

We, the undersigned duly elected, qualified and acting officers of the Board of Education of Kiowa Public Schools, District No. 1-14, of said County and State, do hereby certify that at a meeting of the Governing Body of the said District, begun at the time provided for by law for districts of this class and pursuant to the provisions of 68 O.S. 2001 Sec. 3003, the foregoing statement was prepared and is a true and correct condition of the Financial Affairs of said District as reflected by the records of the District Clerk and Treasurer.

We further certify that the foregoing **estimate for current expenses for the fiscal year beginning July 1, 2020, and ending June 30, 2021**, as shown are reasonably necessary for the proper conduct of the affairs of the said District, that the Estimated Income to be derived from sources other than ad valorem taxation does not exceed the lawfully authorized ratio of the revenue derived from the same sources during the preceding year.

/S/ Joe Wills, President of Board of Education

((SEAL)) /S/ Leisa Hatridge, Notary Public

Subscribed and sworn to before me this 8th day of September, 2020.



Affidavit of Publication

State of Oklahoma, County of Pittsburg

I, Karla Hall, the undersigned duly qualified and acting Clerk of the Board of Education of Kiowa Public Schools, School District No. I-14, County and State aforesaid, being first duly sworn according to law, hereby depose and say:

1. That I complied with 68 O. S. 2001 Section 3002, (both independent and dependent) by having the within Financial Statement and Estimate of Needs which was prepared at the time and in the manner provided by law, published as required by law, in a legally-qualified newspaper of general circulation in the district, there being no legally-qualified newspaper published in the school district, as evidenced by a copy of such published statement and estimate together with proof of publication thereof attached hereto marked Exhibit No. 1 and made a part hereof (strike inapplicable phrases).
2. That I complied with currently effective statutes, by having the Notice of Emergency Levy Election and the call for such Election on the date hereinbefore certified by the Governing Board, the Itemized Statements and the Itemized Estimate of the amount necessary for the ensuing fiscal year requiring such emergency levy for the current expense purposes as prepared by the Board of Education duly published or posted, as the case may be, in full compliance with law for this class of school district, and as provided by law duly made public in the manner and at the time provided by law, for this class of district and in all respects according to law, in relation to said election on such emergency levy as hereinbefore certified by said Governing Board.
3. That I complied with the statute by having published or posted (if required for this class of district) the notice of local support levy election, and the call for such election on the date hereinbefore certified by the Board of Education. That the Estimate of Needs as prepared by the Board of Education required such local support levy in addition to other tax levies, to fully meet the current expense purposes of the school district for the ensuing year.
4. That in conformity to resolution by said Board of Education, I caused Notice of Building Fund Levy Election under the provisions of Article 10, Section 10, Oklahoma Constitution, and the Call of such Election on the date hereinbefore certified by the Governing Board, together with Itemized Statements and an Estimate of the amount necessary for the ensuing fiscal year requiring such levy for the purpose of erecting, remodeling or repairing school buildings, and for purchasing school furniture, in said District, published or posted to contain such Notice and Call, fixing the number of voting places and particularly describing each and every such place or places, and fixing the day on which such election should be had after the expiration of such notice, duly published or posted as is required by law for this class of district.

Karla Hall  
Clerk, Board of Education


Subscribed and sworn to before me this 8 day of September, 2020.

Leisa Hatridge  
Notary Public

Feb 5, 2021  
My Commission Expires



Hope Trammell  
Secretary and Clerk of Excise Board  
Pittsburg County, Oklahoma





# KERRY JOHN PATTEN, C.P.A.

2101 N. Willow Ave.  
Broken Arrow, OK 74012  
Phone Number (918) 250-8838  
FAX Number (918) 250-9853

---



## Independent Accountant's Compilation Report

The Honorable Board of Education  
Kiowa School District No. I-14  
Pittsburg County, Oklahoma

Management is responsible for the accompanying financial statements of Kiowa School District No. I-14, Pittsburg County, Oklahoma, as of and for the fiscal year ended June 30, 2020 and the Estimate of Needs for the fiscal year ended June 30, 2021, included in the accompanying for (SA&I Form 2662R1.1.15) and the Publication Sheet (SA&I Form 2662R1.1.15) prescribed by the Oklahoma State Auditor and Inspector per 68 OS § 3003.B as defined by rules promulgated by the Oklahoma State Department of Education per 70 OS § 5-134.1.D. We have performed a compilation engagement in accordance with Statements of Standards for Accounting and Review Services promulgated by the Accounting and Review Services Committee of the American Institute of Certified Public Accountants. We did not audit or review the financial statements included in the accompanying prescribed form nor were we required to perform any procedures to verify the accuracy or completeness of the information provided by management. Accordingly, we do not express an opinion, a conclusion, nor provide any form of assurance on these financial statements.

### Other Matters

The financial statements, estimate of needs and publication sheet included in the accompanying prescribed forms are presented in accordance with the requirements prescribed by the Office of the Oklahoma State Auditor and Inspector per 68 OS § 3003.B as defined by rules promulgated by the Oklahoma State Department of Education per OS § 5-134.1.D, and are not intended to be a presentation in accordance with accounting principles generally accepted in the United States of America.

This report is intended solely for the information and use of the Oklahoma State Department of Education, the School District, Pittsburg County Excise Board, and for filing with the State Auditor and Inspector and is not intended to be and should not be used by anyone other than these specified parties.

Kerry John Patten, CPA  
Broken Arrow, Oklahoma  
August 17, 2020

## Index Page

|                  |    |
|------------------|----|
| General.....     | 1  |
| Building.....    | 7  |
| Child Nutr.....  | 13 |
| Exhibit Y.....   | 19 |
| Exhibit Z.....   | 23 |
| Publication..... | 25 |

GENERAL FUND ACCOUNTS COVERING THE PERIOD JULY 1, 2019 TO JUNE 30, 2020  
ESTIMATE OF NEEDS FOR 2020-2021

EXHIBIT 'A'

| Schedule 1: Current Balance Sheet for June 30, 2020      |                       |
|--|-----------------------|
|  | Amount                |
| <b>ASSETS:</b>   |                       |
| Cash Balances  | \$2,456,487.43        |
| Investments  | \$0.00                |
| <b>TOTAL ASSETS</b>                                      | <b>\$2,456,487.43</b> |
| <b>LIABILITIES AND RESERVES:</b>                         |                       |
| Warrants Outstanding                                     | \$79,871.03           |
| Reserve for Interest on Warrants                         | \$0.00                |
| Reserves From Schedule 8                                 | \$0.00                |
| <b>TOTAL LIABILITIES AND RESERVES</b>                    | <b>\$79,871.03</b>    |
| <b>CASH FUND BALANCE JUNE 30, 2020</b>                   | <b>\$2,376,616.40</b> |
| <b>TOTAL LIABILITIES, RESERVES AND CASH FUND BALANCE</b> | <b>\$2,456,487.43</b> |

| Schedule 2: Revenue and Requirements, 2019-2020             |                  |                               |
|---|------------------|-------------------------------|
| REVENUE:  | Estimated Budget | Actual Revenue & Expenditures |
| Revenues, Non-Revenue Receipts & Cash Balances (Schedule 6) | \$5,966,711.90   | \$6,295,852.43                |
| <b>LESS: REQUIREMENTS:</b>                                  |                  |                               |
| Expenditures (Schedule 8)                                   | \$5,966,711.90   | \$3,919,236.03                |
| <b>CASH FUND BALANCE JUNE 30, 2020</b>                      | <b>\$0.00</b>    | <b>\$2,376,616.40</b>         |

| Schedule 3: General Fund Cash Accounts of Current and all Prior Years |                       |                        |               |                       |
|---|-----------------------|------------------------|---------------|-----------------------|
| CURRENT AND ALL PRIOR YEARS   | 2019-20               | 2018-19                | PRE-2018      | Total                 |
| Cash Balance Reported to Excise Board 6-30-19                         | \$0.00                | \$2,539,831.23         | \$0.00        | \$2,539,831.23        |
| <b>REVENUES, NON-REVENUE RECEIPTS &amp; CASH BALANCE</b>              |                       |                        |               |                       |
| Revenues/Non-Rev (Sch 6 Source Codes 1000 to 5999)                    | \$3,829,544.03        | \$0.00                 | \$0.00        | \$3,829,544.03        |
| Cash Balances Transferred (Sch 6 Source Code 6110)                    | \$2,466,308.40        | -\$2,466,308.40        | \$0.00        | \$0.00                |
| Prior Year Lapsed Appropri (Sch 6 Source Code 6130)                   | \$0.00                | \$0.00                 | \$0.00        | \$0.00                |
| Estopped Warrants (Sch 6 Source Code 6140)                            | \$0.00                | \$0.00                 | \$0.00        | \$0.00                |
| Interfund Transfers (Sch 6 Source Code 6200)                          | \$0.00                | \$0.00                 | \$0.00        | \$0.00                |
| <b>TOTAL REVENUES, NON-REVENUE RECEIPTS &amp; CASH BALANCE</b>        | <b>\$6,295,852.43</b> | <b>-\$2,466,308.40</b> | <b>\$0.00</b> | <b>\$3,829,544.03</b> |
| Warrants Paid of Year in Caption                                      | \$3,839,365.00        | \$73,522.83            | \$0.00        | \$3,912,887.83        |
| <b>TOTAL DISBURSEMENTS</b>  | <b>\$3,839,365.00</b> | <b>\$73,522.83</b>     | <b>\$0.00</b> | <b>\$3,912,887.83</b> |
| <b>CASH &amp; INVESTMENTS BALANCE JUNE 30, 2020</b>                   | <b>\$2,456,487.43</b> | <b>\$0.00</b>          | <b>\$0.00</b> | <b>\$2,456,487.43</b> |
| Reserve for Warrants Outstanding (Schedule 4)                         | \$79,871.03           | \$0.00                 | \$0.00        | \$79,871.03           |
| Reserve for Encumbrances (Schedule 8)                                 | \$0.00                | \$0.00                 | \$0.00        | \$0.00                |
| <b>TOTAL LIABILITIES AND RESERVE</b>                                  | <b>\$79,871.03</b>    | <b>\$0.00</b>          | <b>\$0.00</b> | <b>\$79,871.03</b>    |
| <b>DEFICIT:</b>   | <b>\$0.00</b>         | <b>\$0.00</b>          | <b>\$0.00</b> | <b>\$0.00</b>         |
| <b>CASH FUND BAL FORWARD TO SUCCEEDING YEAR</b>                       | <b>\$2,376,616.40</b> | <b>\$0.00</b>          | <b>\$0.00</b> | <b>\$2,376,616.40</b> |

| Schedule 4: General Fund Warrant Accounts of Current and all Prior Years |                       |                    |               |                       |
|--|-----------------------|--------------------|---------------|-----------------------|
| CURRENT AND ALL PRIOR YEARS  | 2019-20               | 2018-19            | PRE-2018      | Total                 |
| Warrants Outstanding 6-30 of Year in Caption                             | \$0.00                | \$73,522.83        | \$0.00        | \$73,522.83           |
| Warrants Registered During Year  | \$3,919,236.03        | \$0.00             | \$0.00        | \$3,919,236.03        |
| <b>TOTAL</b>   | <b>\$3,919,236.03</b> | <b>\$73,522.83</b> | <b>\$0.00</b> | <b>\$3,992,758.86</b> |
| Warrants Paid During Year  | \$3,839,365.00        | \$73,522.83        | \$0.00        | \$3,912,887.83        |
| Warrants Converted to Bonds or Judgments                                 | \$0.00                | \$0.00             | \$0.00        | \$0.00                |
| Warrants Estopped by Statute/Canceled                                    | \$0.00                | \$0.00             | \$0.00        | \$0.00                |
| <b>TOTAL WARRANTS RETIRED</b>  | <b>\$3,839,365.00</b> | <b>\$73,522.83</b> | <b>\$0.00</b> | <b>\$3,912,887.83</b> |
| <b>BALANCE WARRANTS OUTSTANDING JUNE 30, 2020</b>                        | <b>\$79,871.03</b>    | <b>\$0.00</b>      | <b>\$0.00</b> | <b>\$79,871.03</b>    |

| Schedule 5: 2019 Ad Valorem Tax Account                    |              |                       |
|--|--------------|-----------------------|
| ACCOUNTS COVERING THE PERIOD JULY 1, 2019 TO JUNE 30, 2020 | 36.100 Mills | Amount                |
| 2019 Net Valuation Certified to County Excise Board        |              | \$74,604,154.00       |
| Total Proceeds of Levy as Certified                        |              | \$2,719,759.45        |
| Additions:   |              | \$0.00                |
| Deductions:  |              | \$0.00                |
| <b>Gross Balance Tax</b>                                   |              | <b>\$2,719,759.45</b> |
| Less Reserve for Delinquent Tax                            |              | \$247,250.86          |
| Reserve for Protests Pending                               |              | \$0.00                |
| <b>Balance Available Tax</b>                               |              | <b>\$2,472,508.59</b> |
| Deduct 2019 Tax Apportioned                                |              | \$2,698,783.31        |
| Net Balance 2019 Tax in Process of Collection              |              | \$0.00                |
| <b>Excess Collections</b>                                  |              | <b>\$226,274.72</b>   |



See Accountant's Compilation Report  
GENERAL FUND ACCOUNTS COVERING THE PERIOD JULY 1, 2019 TO JUNE 30, 2020  
ESTIMATE OF NEEDS FOR 2020-2021

EXHIBIT 'A'

| Schedule 6: Revenue, Non-Revenue Receipts & Cash Balances          |                       |                       |
|--|-----------------------|-----------------------|
| SOURCE   | 2019-20 Account       |                       |
|  | AMOUNT ESTIMATED      | ACTUALLY COLLECTED    |
| <b>1000 DISTRICT SOURCES OF REVENUE:</b>                           |                       |                       |
| <b>1100 TAXES LEVIED/ASSESSED</b>                                  |                       |                       |
| 1110 Ad Valorem Tax Levy (Current Year)                            | \$2,472,508.59        | \$2,698,783.31        |
| 1120 Ad Valorem Tax Levy (Prior Years)                             | \$0.00                | \$13,609.17           |
| 1130 Revenue In Lieu Of Taxes                                      | \$0.00                | \$1,207.76            |
| 1140 Revenue From Local Governmental Units Other Than Leas         | \$0.00                | \$0.00                |
| 1190 Other Taxes   | \$0.00                | \$0.00                |
| <b>TOTAL TAXES LEVIED/ASSESSED</b>                                 | <b>\$2,472,508.59</b> | <b>\$2,713,600.24</b> |
| 1200 Tuition & Fees  | \$0.00                | \$0.00                |
| 1300 Earnings on Investments and Bond Sales                        | \$0.00                | \$19,322.87           |
| 1400 Rental, Disposals and Commissions                             | \$0.00                | \$0.00                |
| 1500 Reimbursements  | \$0.00                | \$7,521.07            |
| 1600 Other Local Sources of Revenue                                | \$0.00                | \$5,279.87            |
| 1700 Child Nutrition Programs                                      | \$0.00                | \$0.00                |
| 1800 Athletics   | \$0.00                | \$4,675.00            |
| <b>TOTAL DISTRICT SOURCES OF REVENUE</b>                           | <b>\$2,472,508.59</b> | <b>\$2,750,399.05</b> |
| <b>2000 INTERMEDIATE SOURCES OF REVENUE:</b>                       |                       |                       |
| 2100 County 4 Mill Ad Valorem Tax                                  | \$57,628.07           | \$67,994.87           |
| 2200 County Apportionment (Mortgage Tax)                           | \$6,334.29            | \$9,729.46            |
| 2300 Resale of Property Fund Distribution                          | \$0.00                | \$0.00                |
| 2900 Other Intermediate Sources of Revenue                         | \$0.00                | \$0.00                |
| <b>TOTAL INTERMEDIATE SOURCES OF REVENUE</b>                       | <b>\$63,962.36</b>    | <b>\$77,724.33</b>    |
| <b>3000 STATE SOURCES OF REVENUE:</b>                              |                       |                       |
| <b>3100 STATE DEDICATED SOURCES OF REVENUE</b>                     |                       |                       |
| 3110 Gross Production Tax  | \$55,111.11           | \$43,173.61           |
| 3120 Motor Vehicle Collections                                     | \$103,395.09          | \$130,632.38          |
| 3130 Rural Electric Cooperative Tax                                | \$108,046.09          | \$124,126.85          |
| 3140 State School Land Earnings                                    | \$39,182.60           | \$40,020.83           |
| 3150 Vehicle Tax Stamps  | \$734.45              | \$855.02              |
| 3160 Farm Implement Tax Stamps                                     | \$0.00                | \$0.00                |
| 3170 Trailers and Mobile Homes                                     | \$0.00                | \$0.00                |
| 3190 Other Dedicated Revenue                                       | \$0.00                | \$0.00                |
| <b>TOTAL STATE DEDICATED SOURCES OF REVENUE</b>                    | <b>\$306,469.33</b>   | <b>\$338,808.69</b>   |
| <b>3200 STATE AID - NONCATEGORICAL</b>                             |                       |                       |
| 3210 Foundation and Salary Incentive Aid                           | \$36,578.00           | \$34,729.00           |
| 3220 Mid-Term Adjustment For Attendance                            | \$0.00                | \$0.00                |
| 3230 Teacher Consultant Stipend                                    | \$0.00                | \$0.00                |
| 3240 Disaster Assistance   | \$0.00                | \$0.00                |
| 3250 Flexible Benefit Allowance                                    | \$331,797.34          | \$324,653.88          |
| <b>TOTAL STATE AID - NONCATEGORICAL</b>                            | <b>\$368,375.34</b>   | <b>\$359,382.88</b>   |
| 3300 State Aid - Competitive Grants - Categorical                  | \$0.00                | \$0.00                |
| 3400 State - Categorical   | \$14,377.57           | \$18,574.80           |
| 3500 Special Programs  | \$0.00                | \$0.00                |
| 3600 Other State Sources of Revenue                                | \$0.00                | \$754.70              |
| 3700 Child Nutrition Program                                       | \$0.00                | \$0.00                |
| 3800 State Vocational Programs - Multi-Source                      | \$31,920.00           | \$31,920.00           |
| <b>TOTAL STATE SOURCES OF REVENUE</b>                              | <b>\$721,142.24</b>   | <b>\$749,441.07</b>   |
| <b>4000 FEDERAL SOURCES OF REVENUE:</b>                            |                       |                       |
| 4100 Grants-In-Aid Direct From The Federal Government              | \$81,394.69           | \$83,918.15           |
| 4200 Disadvantaged Students  | \$75,335.27           | \$91,357.35           |
| 4300 Individuals With Disabilities                                 | \$58,622.05           | \$65,766.16           |
| 4400 No Child Left Behind  | \$15,000.00           | \$0.00                |
| 4500 Grants-In-Aid Passed Through Other State/Intermediate Sources | \$7,865.00            | \$7,443.92            |
| 4600 Other Federal Sources Passed Through State Dept Of Education  | \$0.00                | \$2,494.00            |
| 4700 Child Nutrition Programs                                      | \$0.00                | \$0.00                |
| 4800 Federal Vocational Education                                  | \$4,573.30            | \$0.00                |
| <b>TOTAL FEDERAL SOURCES OF REVENUE</b>                            | <b>\$242,790.31</b>   | <b>\$250,979.58</b>   |
| <b>5000 NON-REVENUE RECEIPTS:</b>                                  |                       |                       |
| <b>TOTAL NON-REVENUE RECEIPTS</b>                                  | <b>\$0.00</b>         | <b>\$1,000.00</b>     |
| <b>6000 BALANCE SHEET ACCOUNTS:</b>                                |                       |                       |
| <b>6100 CASH ACCOUNTS</b>  |                       |                       |
| 6110 Cash Forward  | \$2,466,308.40        | \$2,466,308.40        |
| 6130 Prior-Year Lapsed Appropriations (Schedule 6)                 | \$0.00                | \$0.00                |
| 6140 Estopped Warrants by Statute                                  | \$0.00                | \$0.00                |
| <b>TOTAL CASH ACCOUNTS</b>   | <b>\$2,466,308.40</b> | <b>\$2,466,308.40</b> |
| 6200 Interfund Transfers   | \$0.00                | \$0.00                |
| <b>TOTAL BALANCE SHEET ACCOUNTS</b>                                | <b>\$2,466,308.40</b> | <b>\$2,466,308.40</b> |
| <b>GRAND TOTAL</b>   | <b>\$5,966,711.90</b> | <b>\$6,295,852.43</b> |

GENERAL FUND ACCOUNTS COVERING THE PERIOD JULY 1, 2019 TO JUNE 30, 2020  
ESTIMATE OF NEEDS FOR 2020-2021

EXHIBIT 'A'

| Schedule 6: Revenue, Non-Revenue Receipts & Cash Balances (Continued) |                               |   |                                    |                             |
|---|-------------------------------|---|------------------------------------|-----------------------------|
| SOURCE  | 2019-20 Account<br>OVER/UNDER | BASIS AND LIMIT<br>OF ENSUING<br>ESTIMATE | ESTIMATED BY<br>GOVERNING<br>BOARD | APPROVED BY<br>EXCISE BOARD |
| <b>1000 DISTRICT SOURCES OF REVENUE:</b>                              |                               |   |                                    |                             |
| <b>1100 TAXES LEVIED/ASSESSED</b>                                     |                               |   |                                    |                             |
| 1110 Ad Valorem Tax Levy (Current Year)                               | \$226,274.72                  | 91.47%                                    | \$2,468,442.73                     | \$2,468,442.73              |
| 1120 Ad Valorem Tax Levy (Prior Years)                                | \$13,609.17                   | 0.00%                                     | \$0.00                             | \$0.00                      |
| 1130 Revenue In Lieu Of Taxes   | \$1,207.76                    | 0.00%                                     | \$0.00                             | \$0.00                      |
| 1140 Revenue From Local Governmental Units Other Than Leas            | \$0.00                        | 0.00%                                     | \$0.00                             | \$0.00                      |
| 1190 Other Taxes  | \$0.00                        | 0.00%                                     | \$0.00                             | \$0.00                      |
| <b>TOTAL TAXES LEVIED/ASSESSED</b>                                    | <b>\$241,091.65</b>           |   | <b>\$2,468,442.73</b>              | <b>\$2,468,442.73</b>       |
| 1200 Tuition & Fees   | \$0.00                        | 0.00%                                     | \$0.00                             | \$0.00                      |
| 1300 Earnings on Investments and Bond Sales                           | \$19,322.87                   | 0.00%                                     | \$0.00                             | \$0.00                      |
| 1400 Rental, Disposals and Commissions                                | \$0.00                        | 0.00%                                     | \$0.00                             | \$0.00                      |
| 1500 Reimbursements   | \$7,521.07                    | 0.00%                                     | \$0.00                             | \$0.00                      |
| 1600 Other Local Sources of Revenue                                   | \$5,279.87                    | 0.00%                                     | \$0.00                             | \$0.00                      |
| 1700 Child Nutrition Programs   | \$0.00                        | 0.00%                                     | \$0.00                             | \$0.00                      |
| 1800 Athletics  | \$4,675.00                    | 0.00%                                     | \$0.00                             | \$0.00                      |
| <b>TOTAL DISTRICT SOURCES OF REVENUE</b>                              | <b>\$277,890.46</b>           |   | <b>\$2,468,442.73</b>              | <b>\$2,468,442.73</b>       |
| <b>2000 INTERMEDIATE SOURCES OF REVENUE:</b>                          |                               |   |                                    |                             |
| 2100 County 4 Mill Ad Valorem Tax                                     | \$10,366.80                   | 90.00%                                    | \$61,195.38                        | \$61,195.38                 |
| 2200 County Apportionment (Mortgage Tax)                              | \$3,395.17                    | 90.00%                                    | \$8,756.51                         | \$8,756.51                  |
| 2300 Resale of Property Fund Distribution                             | \$0.00                        | 0.00%                                     | \$0.00                             | \$0.00                      |
| 2900 Other Intermediate Sources of Revenue                            | \$0.00                        | 0.00%                                     | \$0.00                             | \$0.00                      |
| <b>TOTAL INTERMEDIATE SOURCES OF REVENUE</b>                          | <b>\$13,761.97</b>            |   | <b>\$69,951.90</b>                 | <b>\$69,951.90</b>          |
| <b>3000 STATE SOURCES OF REVENUE:</b>                                 |                               |   |                                    |                             |
| <b>3100 STATE DEDICATED SOURCES OF REVENUE:</b>                       |                               |   |                                    |                             |
| 3110 Gross Production Tax   | -\$11,937.50                  | 90.00%                                    | \$38,856.25                        | \$38,856.25                 |
| 3120 Motor Vehicle Collections  | \$27,237.29                   | 90.00%                                    | \$117,569.14                       | \$117,569.14                |
| 3130 Rural Electric Cooperative Tax                                   | \$16,080.76                   | 90.00%                                    | \$111,714.17                       | \$111,714.17                |
| 3140 State School Land Earnings                                       | \$838.23                      | 90.00%                                    | \$36,018.75                        | \$36,018.75                 |
| 3150 Vehicle Tax Stamps   | \$120.58                      | 90.00%                                    | \$769.52                           | \$769.52                    |
| 3160 Farm Implement Tax Stamps  | \$0.00                        | 0.00%                                     | \$0.00                             | \$0.00                      |
| 3170 Trailers and Mobile Homes  | \$0.00                        | 0.00%                                     | \$0.00                             | \$0.00                      |
| 3190 Other Dedicated Revenue  | \$0.00                        | 0.00%                                     | \$0.00                             | \$0.00                      |
| <b>TOTAL STATE DEDICATED SOURCES OF REVENUE</b>                       | <b>\$32,339.36</b>            |   | <b>\$304,927.82</b>                | <b>\$304,927.82</b>         |
| <b>3200 STATE AID - NONCATEGORICAL</b>                                |                               |   |                                    |                             |
| 3210 Foundation and Salary Incentive Aid                              | -\$1,849.00                   | 98.45%                                    | \$34,191.71                        | \$34,191.71                 |
| 3220 Mid-Term Adjustment For Attendance                               | \$0.00                        | 0.00%                                     | \$0.00                             | \$0.00                      |
| 3230 Teacher Consultant Stipend                                       | \$0.00                        | 0.00%                                     | \$0.00                             | \$0.00                      |
| 3240 Disaster Assistance  | \$0.00                        | 0.00%                                     | \$0.00                             | \$0.00                      |
| 3250 Flexible Benefit Allowance                                       | -\$7,143.46                   | 100.51%                                   | \$326,306.28                       | \$326,306.28                |
| <b>TOTAL STATE AID - NONCATEGORICAL</b>                               | <b>-\$8,992.46</b>            |   | <b>\$360,497.99</b>                | <b>\$360,497.99</b>         |
| 3300 State Aid - Competitive Grants - Categorical                     | \$0.00                        | 0.00%                                     | \$0.00                             | \$0.00                      |
| 3400 State - Categorical  | \$4,197.23                    | 73.55%                                    | \$13,662.62                        | \$13,662.62                 |
| 3500 Special Programs   | \$0.00                        | 0.00%                                     | \$0.00                             | \$0.00                      |
| 3600 Other State Sources of Revenue                                   | \$754.70                      | 0.00%                                     | \$0.00                             | \$0.00                      |
| 3700 Child Nutrition Program  | \$0.00                        | 90.00%                                    | \$0.00                             | \$0.00                      |
| 3800 State Vocational Programs - Multi-Source                         | \$0.00                        | 97.40%                                    | \$31,089.00                        | \$31,089.00                 |
| <b>TOTAL STATE SOURCES OF REVENUE</b>                                 | <b>\$28,298.83</b>            |   | <b>\$710,177.43</b>                | <b>\$710,177.43</b>         |
| <b>4000 FEDERAL SOURCES OF REVENUE:</b>                               |                               |   |                                    |                             |
| 4100 Grants-In-Aid Direct From The Federal Government                 | \$2,523.46                    | 97.56%                                    | \$81,871.16                        | \$81,871.16                 |
| 4200 Disadvantaged Students   | \$16,022.08                   | 81.89%                                    | \$74,814.11                        | \$74,814.11                 |
| 4300 Individuals With Disabilities                                    | \$7,144.11                    | 91.24%                                    | \$60,005.54                        | \$60,005.54                 |
| 4400 No Child Left Behind   | -\$15,000.00                  | 0.00%                                     | \$10,000.00                        | \$10,000.00                 |
| 4500 Grants-In-Aid Passed Through Other State/Intermediate Sources    | -\$421.08                     | 91.69%                                    | \$6,825.00                         | \$6,825.00                  |
| 4600 Other Federal Sources Passed Through State Dept Of Education     | \$2,494.00                    | 0.00%                                     | \$0.00                             | \$0.00                      |
| 4700 Child Nutrition Programs   | \$0.00                        | 90.00%                                    | \$0.00                             | \$0.00                      |
| 4800 Federal Vocational Education                                     | -\$4,573.30                   | 0.00%                                     | \$0.00                             | \$0.00                      |
| <b>TOTAL FEDERAL SOURCES OF REVENUE</b>                               | <b>\$8,189.27</b>             |   | <b>\$233,515.81</b>                | <b>\$233,515.81</b>         |
| <b>5000 NON-REVENUE RECEIPTS:</b>                                     |                               |   |                                    |                             |
| <b>TOTAL NON-REVENUE RECEIPTS</b>                                     | <b>\$1,000.00</b>             | 0.00%                                     | <b>\$0.00</b>                      | <b>\$0.00</b>               |
| <b>6000 BALANCE SHEET ACCOUNTS:</b>                                   |                               |   |                                    |                             |
| <b>6100 CASH ACCOUNTS</b>   |                               |   |                                    |                             |
| 6110 Cash Forward   | \$0.00                        | 96.36%                                    | \$2,376,616.40                     | \$2,376,616.40              |
| 6130 Prior-Year Lapsed Appropriations (Schedule 6)                    | \$0.00                        | 0.00%                                     | \$0.00                             | \$0.00                      |
| 6140 Estopped Warrants by Statute                                     | \$0.00                        | 0.00%                                     | \$0.00                             | \$0.00                      |
| <b>TOTAL CASH ACCOUNTS</b>  | <b>\$0.00</b>                 |   | <b>\$2,376,616.40</b>              | <b>\$2,376,616.40</b>       |
| 6200 Interfund Transfers  | \$0.00                        | 0.00%                                     | \$0.00                             | \$0.00                      |
| <b>TOTAL BALANCE SHEET ACCOUNTS</b>                                   | <b>\$0.00</b>                 |   | <b>\$2,376,616.40</b>              | <b>\$2,376,616.40</b>       |
| <b>GRAND TOTAL</b>  | <b>\$329,140.53</b>           |   | <b>\$5,858,704.27</b>              | <b>\$5,858,704.27</b>       |



GENERAL FUND ACCOUNTS COVERING THE PERIOD JULY 1, 2019 TO JUNE 30, 2020  
ESTIMATE OF NEEDS FOR 2020-2021

EXHIBIT 'A'

| Schedule 7: Report of Prior Year Warrants Issued From Reserves |                        |                          |                   |
|--|------------------------|--------------------------|-------------------|
| FISCAL YEAR ENDING JUNE 30, 2019                               |                        |                          |                   |
|  | RESERVES<br>06-30-2019 | WARRANTS<br>ISSUED SINCE | BALANCE<br>LAPSED |
| <b>TOTAL PRIOR YEAR RESERVES</b>                               | <b>\$0.00</b>          | <b>\$0.00</b>            | <b>\$0.00</b>     |

| Schedule 8: Report of Current Year Expenditures                 |                                  |                             |                         |
|---|----------------------------------|-----------------------------|-------------------------|
| APPROPRIATED ACCOUNTS   | FISCAL YEAR ENDING JUNE 30, 2020 |                             |                         |
|   | APPROPRIATIONS                   |                             |                         |
|   | ORIGINAL                         | SUPPLEMENTAL<br>ADJUSTMENTS | FINAL<br>APPROPRIATIONS |
| <b>1000 INSTRUCTION</b>   | \$2,795,172.26                   | \$0.00                      | \$2,795,172.26          |
| <b>2000 SUPPORT SERVICES:</b>                                   |                                  |                             |                         |
| 2100 Support Services - Students                                | \$438,907.25                     | \$0.00                      | \$438,907.25            |
| 2200 Support Services - Instructional Staff                     | \$187,221.10                     | \$0.00                      | \$187,221.10            |
| 2300 Support Services - General Administration                  | \$290,540.35                     | \$0.00                      | \$290,540.35            |
| 2400 Support Services - School Administration                   | \$360,489.86                     | \$0.00                      | \$360,489.86            |
| 2500 Support Services - Business                                | \$319,105.70                     | \$0.00                      | \$319,105.70            |
| 2600 Operations And Maintenance of Plant Services               | \$751,805.39                     | \$0.00                      | \$751,805.39            |
| 2700 Student Transportation Services                            | \$459,048.00                     | \$0.00                      | \$459,048.00            |
| <b>TOTAL SUPPORT SERVICES</b>                                   | <b>\$2,807,117.65</b>            | <b>\$0.00</b>               | <b>\$2,807,117.65</b>   |
| <b>3000 OPERATION OF NON-INSTRUCTION SERVICES:</b>              |                                  |                             |                         |
| 3100 Child Nutrition Programs Operations                        | \$226,431.40                     | \$0.00                      | \$226,431.40            |
| 3200 Other Enterprise Service Operations                        | \$0.00                           | \$0.00                      | \$0.00                  |
| 3300 Community Services Operations                              | \$0.00                           | \$0.00                      | \$0.00                  |
| <b>TOTAL OPERATION OF NON-INSTRUCTIONAL SERVICES</b>            | <b>\$226,431.40</b>              | <b>\$0.00</b>               | <b>\$226,431.40</b>     |
| <b>4000 FACILITIES ACQUISITION &amp; CONSTRUCTION SERVICES:</b> |                                  |                             |                         |
| 4200 Land Acquisition Services                                  | \$0.00                           | \$0.00                      | \$0.00                  |
| 4300 Land Improvement Services                                  | \$16,271.81                      | \$0.00                      | \$16,271.81             |
| 4400 Architecture and Engineering Services                      | \$0.00                           | \$0.00                      | \$0.00                  |
| 4500 Educational Specifications Development Services            | \$0.00                           | \$0.00                      | \$0.00                  |
| 4600 Building Acquisition and Construction Services             | \$0.00                           | \$0.00                      | \$0.00                  |
| 4700 Building Improvement Services                              | \$88,069.47                      | \$0.00                      | \$88,069.47             |
| <b>TOTAL FACILITIES ACQUISITION &amp; CONST. SERVICES</b>       | <b>\$104,341.28</b>              | <b>\$0.00</b>               | <b>\$104,341.28</b>     |
| <b>5000 OTHER OUTLAYS:</b>                                      |                                  |                             |                         |
| 5100 Debt Service   | \$0.00                           | \$0.00                      | \$0.00                  |
| 5200 Fund Transfer/Reimbursement (Child Nutrition Fund)         | \$0.00                           | \$0.00                      | \$0.00                  |
| 5300 Clearing Account   | \$25,000.00                      | \$0.00                      | \$25,000.00             |
| 5400 Indirect Cost Entitlement                                  | \$7,649.31                       | \$0.00                      | \$7,649.31              |
| 5500 Private Nonprofit Schools                                  | \$0.00                           | \$0.00                      | \$0.00                  |
| 5600 Correcting Entry   | \$1,000.00                       | \$0.00                      | \$1,000.00              |
| 5800 Charter School Reimbursement                               | \$0.00                           | \$0.00                      | \$0.00                  |
| 5900 Arbitrage  | \$0.00                           | \$0.00                      | \$0.00                  |
| <b>TOTAL OTHER OUTLAYS</b>                                      | <b>\$33,649.31</b>               | <b>\$0.00</b>               | <b>\$33,649.31</b>      |
| <b>7000 OTHER USES / UNBUDGETED ITEMS:</b>                      | <b>\$0.00</b>                    | <b>\$0.00</b>               | <b>\$0.00</b>           |
| <b>8000 REPAYMENTS:</b>   | <b>\$0.00</b>                    | <b>\$0.00</b>               | <b>\$0.00</b>           |
| <b>TOTAL GENERAL FUND 2019-20 FISCAL YEAR</b>                   | <b>\$5,966,711.90</b>            | <b>\$0.00</b>               | <b>\$5,966,711.90</b>   |

GENERAL FUND ACCOUNTS COVERING THE PERIOD JULY 1, 2019 TO JUNE 30, 2020  
ESTIMATE OF NEEDS FOR 2020-2021

EXHIBIT 'A'

| Schedule 8: Report of Current Year Expenditures (Continued)     |                       |               |   |   |
|---|-----------------------|---------------|---|---|
| FISCAL YEAR ENDING JUNE 30, 2020                                |                       |               |   |   |
| APPROPRIATED ACCOUNTS   | WARRANTS<br>ISSUED    | RESERVES      | LAPSED BALANCE<br>KNOWN TO BE<br>UNENCUMBERED | 2019-2020<br>EXPENDITURES<br>FOR CURRENT<br>EXPENSE<br>PURPOSES |
| <b>1000 INSTRUCTION:</b>  | \$2,137,182.05        | \$0.00        | \$657,990.21                                  | \$2,137,182.05  |
| <b>2000 SUPPORT SERVICES:</b>                                   |                       |               |   |   |
| 2100 Support Services - Students                                | \$166,494.50          | \$0.00        | \$272,412.75                                  | \$166,494.50  |
| 2200 Support Services - Instructional Staff                     | \$73,329.25           | \$0.00        | \$113,891.85                                  | \$73,329.25   |
| 2300 Support Services - General Administration                  | \$202,568.25          | \$0.00        | \$87,972.10                                   | \$202,568.25  |
| 2400 Support Services - School Administration                   | \$301,494.51          | \$0.00        | \$58,995.35                                   | \$301,494.51  |
| 2500 Support Services - Business                                | \$161,928.67          | \$0.00        | \$157,177.03                                  | \$161,928.67  |
| 2600 Operations And Maintenance of Plant Services               | \$475,893.33          | \$0.00        | \$275,912.06                                  | \$475,893.33  |
| 2700 Student Transportation Services                            | \$245,677.06          | \$0.00        | \$213,370.94                                  | \$245,677.06  |
| <b>TOTAL SUPPORT SERVICES</b>                                   | <b>\$1,627,385.57</b> | <b>\$0.00</b> | <b>\$1,179,732.08</b>                         | <b>\$1,627,385.57</b>   |
| <b>3000 OPERATION OF NON-INSTRUCTION SERVICES:</b>              |                       |               |   |   |
| 3100 Child Nutrition Programs Operations                        | \$153,341.87          | \$0.00        | \$73,089.53                                   | \$153,341.87  |
| 3200 Other Enterprise Service Operations                        | \$0.00                | \$0.00        | \$0.00  | \$0.00  |
| 3300 Community Services Operations                              | \$0.00                | \$0.00        | \$0.00  | \$0.00  |
| <b>TOTAL OPERATION OF NON-INSTRUCTIONAL SERVICES</b>            | <b>\$153,341.87</b>   | <b>\$0.00</b> | <b>\$73,089.53</b>                            | <b>\$153,341.87</b>   |
| <b>4000 FACILITIES ACQUISITION &amp; CONSTRUCTION SERVICES:</b> |                       |               |   |   |
| 4200 Land Acquisition Services                                  | \$0.00                | \$0.00        | \$0.00  | \$0.00  |
| 4300 Land Improvement Services                                  | \$0.00                | \$0.00        | \$16,271.81                                   | \$0.00  |
| 4400 Architecture and Engineering Services                      | \$0.00                | \$0.00        | \$0.00  | \$0.00  |
| 4500 Educational Specifications Development Services            | \$0.00                | \$0.00        | \$0.00  | \$0.00  |
| 4600 Building Acquisition and Construction Services             | \$0.00                | \$0.00        | \$0.00  | \$0.00  |
| 4700 Building Improvement Services                              | \$326.54              | \$0.00        | \$87,742.93                                   | \$326.54  |
| <b>TOTAL FACILITIES ACQUISITION &amp; CONST. SERVICES</b>       | <b>\$326.54</b>       | <b>\$0.00</b> | <b>\$104,014.74</b>                           | <b>\$326.54</b>   |
| <b>5000 OTHER OUTLAYS:</b>                                      |                       |               |   |   |
| 5100 Debt Service   | \$0.00                | \$0.00        | \$0.00  | \$0.00  |
| 5200 Fund Transfer/Reimbursement (Child Nutrition Fund)         | \$0.00                | \$0.00        | \$0.00  | \$0.00  |
| 5300 Clearing Account   | \$0.00                | \$0.00        | \$25,000.00                                   | \$0.00  |
| 5400 Indirect Cost Entitlement                                  | \$0.00                | \$0.00        | \$7,649.31                                    | \$0.00  |
| 5500 Private Nonprofit Schools                                  | \$0.00                | \$0.00        | \$0.00  | \$0.00  |
| 5600 Correcting Entry   | \$1,000.00            | \$0.00        | \$0.00  | \$1,000.00  |
| 5800 Charter School Reimbursement                               | \$0.00                | \$0.00        | \$0.00  | \$0.00  |
| 5900 Arbitrage  | \$0.00                | \$0.00        | \$0.00  | \$0.00  |
| <b>TOTAL OTHER OUTLAYS</b>                                      | <b>\$1,000.00</b>     | <b>\$0.00</b> | <b>\$32,649.31</b>                            | <b>\$1,000.00</b>   |
| <b>7000 OTHER USES / UNBUDGETED ITEMS:</b>                      | <b>\$0.00</b>         | <b>\$0.00</b> | <b>\$0.00</b>                                 | <b>\$0.00</b>   |
| <b>8000 REPAYMENTS:</b>   | <b>\$0.00</b>         | <b>\$0.00</b> | <b>\$0.00</b>                                 | <b>\$0.00</b>   |
| <b>TOTAL GENERAL FUND 2019-20 FISCAL YEAR</b>                   | <b>\$3,919,236.03</b> | <b>\$0.00</b> | <b>\$2,047,475.87</b>                         | <b>\$3,919,236.03</b>   |

| ESTIMATE OF NEEDS FOR THE FISCAL YEAR 2020-21                                   |  | Estimate of<br>Needs by<br>Governing Board | Approved by<br>County<br>Excise Board |
|---|--|--|---------------------------------------|
| <b>PURPOSE:</b>   |  |  |                                       |
| Current Expense   |  | \$5,858,704.27                             | \$5,858,704.27                        |
| Pro rata share of County Assessor's Budget as determined by County Excise Board |  | \$0.00                                     | \$0.00                                |
| <b>GRAND TOTAL - Home School</b>  |  | <b>\$5,858,704.27</b>                      | <b>\$5,858,704.27</b>                 |



BUILDING FUND ACCOUNTS COVERING THE PERIOD JULY 1, 2019 TO JUNE 30, 2020  
ESTIMATE OF NEEDS FOR 2020-2021

EXHIBIT 'C'

| Schedule 1: Current Balance Sheet for June 30, 2020      |                     |
|--|---------------------|
|  | Amount              |
| <b>ASSETS:</b>   |                     |
| Cash Balances  | \$602,358.36        |
| Investments  | \$0.00              |
| <b>TOTAL ASSETS</b>                                      | <b>\$602,358.36</b> |
| <b>LIABILITIES AND RESERVES:</b>                         |                     |
| Warrants Outstanding                                     | \$1,935.00          |
| Reserve for Interest on Warrants                         | \$0.00              |
| Reserves From Schedule 8                                 | \$0.00              |
| <b>TOTAL LIABILITIES AND RESERVES</b>                    | <b>\$1,935.00</b>   |
| <b>CASH FUND BALANCE JUNE 30, 2020</b>                   | <b>\$600,423.36</b> |
| <b>TOTAL LIABILITIES, RESERVES AND CASH FUND BALANCE</b> | <b>\$602,358.36</b> |

| Schedule 2: Revenue and Requirements, 2019-2020             |                  |                               |
|---|------------------|-------------------------------|
| REVENUE:  | Estimated Budget | Actual Revenue & Expenditures |
| Revenues, Non-Revenue Receipts & Cash Balances (Schedule 6) | \$903,793.97     | \$956,765.60                  |
| <b>LESS: REQUIREMENTS:</b>                                  |                  |                               |
| Expenditures (Schedule 8)                                   | \$903,793.97     | \$356,342.24                  |
| <b>CASH FUND BALANCE JUNE 30, 2020</b>                      | <b>\$0.00</b>    | <b>\$600,423.36</b>           |

| Schedule 3: Building Fund Cash Accounts of Current and all Prior Years |                     |                      |               |                     |
|--|---------------------|----------------------|---------------|---------------------|
| CURRENT AND ALL PRIOR YEARS  | 2019-20             | 2018-19              | PRE-2018      | Total               |
| Cash Balance Reported to Excise Board 6-30-19                          | \$0.00              | \$550,822.56         | \$0.00        | \$550,822.56        |
| <b>REVENUES, NON-REVENUE RECEIPTS &amp; CASH BALANCE</b>               |                     |                      |               |                     |
| Revenues/Non-Rev (Sch 6 Source Codes 1000 to 5999)                     | \$405,943.04        | \$0.00               | \$0.00        | \$405,943.04        |
| Cash Balances Transferred (Sch 6 Source Code 6110)                     | \$550,822.56        | -\$550,822.56        | \$0.00        | \$0.00              |
| Prior Year Lapsed Appropri (Sch 6 Source Code 6130)                    | \$0.00              | \$0.00               | \$0.00        | \$0.00              |
| Estopped Warrants (Sch 6 Source Code 6140)                             | \$0.00              | \$0.00               | \$0.00        | \$0.00              |
| Interfund Transfers (Sch 6 Source Code 6200)                           | \$0.00              | \$0.00               | \$0.00        | \$0.00              |
| <b>TOTAL REVENUES, NON-REVENUE RECEIPTS &amp; CASH BALANCE</b>         | <b>\$956,765.60</b> | <b>-\$550,822.56</b> | <b>\$0.00</b> | <b>\$405,943.04</b> |
| Warrants Paid of Year in Caption                                       | \$354,407.24        | \$0.00               | \$0.00        | \$354,407.24        |
| <b>TOTAL DISBURSEMENTS</b>   | <b>\$354,407.24</b> | <b>\$0.00</b>        | <b>\$0.00</b> | <b>\$354,407.24</b> |
| <b>CASH &amp; INVESTMENTS BALANCE JUNE 30, 2020</b>                    | <b>\$602,358.36</b> | <b>\$0.00</b>        | <b>\$0.00</b> | <b>\$602,358.36</b> |
| Reserve for Warrants Outstanding (Schedule 4)                          | \$1,935.00          | \$0.00               | \$0.00        | \$1,935.00          |
| Reserve for Encumbrances (Schedule 8)                                  | \$0.00              | \$0.00               | \$0.00        | \$0.00              |
| <b>TOTAL LIABILITIES AND RESERVE</b>                                   | <b>\$1,935.00</b>   | <b>\$0.00</b>        | <b>\$0.00</b> | <b>\$1,935.00</b>   |
| <b>DEFICIT:</b>  | <b>\$0.00</b>       | <b>\$0.00</b>        | <b>\$0.00</b> | <b>\$0.00</b>       |
| <b>CASH FUND BAL FORWARD TO SUCCEEDING YEAR</b>                        | <b>\$600,423.36</b> | <b>\$0.00</b>        | <b>\$0.00</b> | <b>\$600,423.36</b> |

| Schedule 4: Building Fund Warrant Accounts of Current and all Prior Years |                     |               |               |                     |
|---|---------------------|---------------|---------------|---------------------|
| CURRENT AND ALL PRIOR YEARS   | 2019-20             | 2018-19       | PRE-2018      | Total               |
| Warrants Outstanding 6-30 of Year in Caption                              | \$0.00              | \$0.00        | \$0.00        | \$0.00              |
| Warrants Registered During Year   | \$356,342.24        | \$0.00        | \$0.00        | \$356,342.24        |
| <b>TOTAL</b>  | <b>\$356,342.24</b> | <b>\$0.00</b> | <b>\$0.00</b> | <b>\$356,342.24</b> |
| Warrants Paid During Year   | \$354,407.24        | \$0.00        | \$0.00        | \$354,407.24        |
| Warrants Covered to Bonds or Judgments                                    | \$0.00              | \$0.00        | \$0.00        | \$0.00              |
| Warrants Estopped by Statute/Canceled                                     | \$0.00              | \$0.00        | \$0.00        | \$0.00              |
| <b>TOTAL WARRANTS RETIRED</b>   | <b>\$354,407.24</b> | <b>\$0.00</b> | <b>\$0.00</b> | <b>\$354,407.24</b> |
| <b>BALANCE WARRANTS OUTSTANDING JUNE 30, 2020</b>                         | <b>\$1,935.00</b>   | <b>\$0.00</b> | <b>\$0.00</b> | <b>\$1,935.00</b>   |

| Schedule 5: 2019 Ad Valorem Tax Account                    |             |                     |
|--|-------------|---------------------|
| ACCOUNTS COVERING THE PERIOD JULY 1, 2019 TO JUNE 30, 2020 | 5.150 Mills | Amount              |
| 2019 Net Valuation Certified to County Excise Board        |             | \$74,604,154.00     |
| Total Proceeds of Levy as Certified                        |             | \$388,268.55        |
| <b>Additions:</b>  |             | <b>\$0.00</b>       |
| <b>Deductions:</b>   |             | <b>\$0.00</b>       |
| <b>Gross Balance Tax</b>                                   |             | <b>\$388,268.55</b> |
| Less Reserve for Delinquent Tax                            |             | \$35,297.14         |
| Reserve for Protests Pending                               |             | \$0.00              |
| <b>Balance Available Tax</b>                               |             | <b>\$352,971.41</b> |
| Deduct 2019 Tax Apportioned                                |             | \$385,269.89        |
| <b>Net Balance 2019 Tax in Process of Collection</b>       |             | <b>\$0.00</b>       |
| <b>Excess Collections</b>                                  |             | <b>\$32,298.48</b>  |

BUILDING FUND ACCOUNTS COVERING THE PERIOD JULY 1, 2019 TO JUNE 30, 2020  
ESTIMATE OF NEEDS FOR 2020-2021

EXHIBIT 'C'

| Schedule 6: Revenue, Non-Revenue Receipts & Cash Balances          |                     |                       |
|--|---------------------|-----------------------|
| SOURCE   | 2019-20 Account     |                       |
|  | AMOUNT<br>ESTIMATED | ACTUALLY<br>COLLECTED |
| <b>1000 DISTRICT SOURCES OF REVENUE:</b>                           |                     |                       |
| <b>1100 TAXES LEVIED/ASSESSED</b>                                  |                     |                       |
| 1110 Ad Valorem Tax Levy (Current Year)                            | \$352,971.41        | \$385,269.89          |
| 1120 Ad Valorem Tax Levy (Prior Years)                             | \$0.00              | \$1,942.83            |
| 1130 Revenue In Lieu Of Taxes                                      | \$0.00              | \$0.00                |
| 1140 Revenue From Local Governmental Units Other Than Leas         | \$0.00              | \$0.00                |
| 1190 Other Taxes   | \$0.00              | \$0.00                |
| <b>TOTAL TAXES LEVIED/ASSESSED</b>                                 | <b>\$352,971.41</b> | <b>\$387,212.72</b>   |
| 1200 Tuition & Fees  | \$0.00              | \$0.00                |
| 1300 Earnings on Investments and Bond Sales                        | \$0.00              | \$0.00                |
| 1400 Rental, Disposals and Commissions                             | \$0.00              | \$0.00                |
| 1500 Reimbursements  | \$0.00              | \$18,730.32           |
| 1600 Other Local Sources of Revenue                                | \$0.00              | \$0.00                |
| 1700 Child Nutrition Programs                                      | \$0.00              | \$0.00                |
| 1800 Athletics   | \$0.00              | \$0.00                |
| <b>TOTAL DISTRICT SOURCES OF REVENUE</b>                           | <b>\$352,971.41</b> | <b>\$405,943.04</b>   |
| <b>2000 INTERMEDIATE SOURCES OF REVENUE</b>                        |                     |                       |
| 2100 County 4 Mill Ad Valorem Tax                                  | \$0.00              | \$0.00                |
| 2200 County Apportionment (Mortgage Tax)                           | \$0.00              | \$0.00                |
| 2300 Resale of Property Fund Distribution                          | \$0.00              | \$0.00                |
| 2900 Other Intermediate Sources of Revenue                         | \$0.00              | \$0.00                |
| <b>TOTAL INTERMEDIATE SOURCES OF REVENUE</b>                       | <b>\$0.00</b>       | <b>\$0.00</b>         |
| <b>3000 STATE SOURCES OF REVENUE:</b>                              |                     |                       |
| <b>3100 STATE DEDICATED SOURCES OF REVENUE</b>                     |                     |                       |
| 3110 Gross Production Tax  | \$0.00              | \$0.00                |
| 3120 Motor Vehicle Collections                                     | \$0.00              | \$0.00                |
| 3130 Rural Electric Cooperative Tax                                | \$0.00              | \$0.00                |
| 3140 State School Land Earnings                                    | \$0.00              | \$0.00                |
| 3150 Vehicle Tax Stamps  | \$0.00              | \$0.00                |
| 3160 Farm Implement Tax Stamps                                     | \$0.00              | \$0.00                |
| 3170 Trailers and Mobile Homes                                     | \$0.00              | \$0.00                |
| 3190 Other Dedicated Revenue                                       | \$0.00              | \$0.00                |
| <b>TOTAL STATE DEDICATED SOURCES OF REVENUE</b>                    | <b>\$0.00</b>       | <b>\$0.00</b>         |
| <b>3200 STATE AID - NONCATEGORICAL</b>                             |                     |                       |
| 3210 Foundation and Salary Incentive Aid                           | \$0.00              | \$0.00                |
| 3220 Mid-Term Adjustment For Attendance                            | \$0.00              | \$0.00                |
| 3230 Teacher Consultant Stipend                                    | \$0.00              | \$0.00                |
| 3240 Disaster Assistance   | \$0.00              | \$0.00                |
| 3250 Flexible Benefit Allowance                                    | \$0.00              | \$0.00                |
| <b>TOTAL STATE AID - NONCATEGORICAL</b>                            | <b>\$0.00</b>       | <b>\$0.00</b>         |
| 3300 State Aid - Competitive Grants - Categorical                  | \$0.00              | \$0.00                |
| 3400 State - Categorical   | \$0.00              | \$0.00                |
| 3500 Special Programs  | \$0.00              | \$0.00                |
| 3600 Other State Sources of Revenue                                | \$0.00              | \$0.00                |
| 3700 Child Nutrition Program                                       | \$0.00              | \$0.00                |
| 3800 State Vocational Programs - Multi-Source                      | \$0.00              | \$0.00                |
| <b>TOTAL STATE SOURCES OF REVENUE</b>                              | <b>\$0.00</b>       | <b>\$0.00</b>         |
| <b>4000 FEDERAL SOURCES OF REVENUE:</b>                            |                     |                       |
| 4100 Grants-In-Aid Direct From The Federal Government              | \$0.00              | \$0.00                |
| 4200 Disadvantaged Students  | \$0.00              | \$0.00                |
| 4300 Individuals With Disabilities                                 | \$0.00              | \$0.00                |
| 4400 No Child Left Behind  | \$0.00              | \$0.00                |
| 4500 Grants-In-Aid Passed Through Other State/Intermediate Sources | \$0.00              | \$0.00                |
| 4600 Other Federal Sources Passed Through State Dept Of Education  | \$0.00              | \$0.00                |
| 4700 Child Nutrition Programs                                      | \$0.00              | \$0.00                |
| 4800 Federal Vocational Education                                  | \$0.00              | \$0.00                |
| <b>TOTAL FEDERAL SOURCES OF REVENUE</b>                            | <b>\$0.00</b>       | <b>\$0.00</b>         |
| <b>5000 NON-REVENUE RECEIPTS:</b>                                  |                     |                       |
| <b>TOTAL NON-REVENUE RECEIPTS</b>                                  | <b>\$0.00</b>       | <b>\$0.00</b>         |
| <b>6000 BALANCE SHEET ACCOUNTS</b>                                 |                     |                       |
| <b>6100 CASH ACCOUNTS</b>  |                     |                       |
| 6110 Cash Forward  | \$550,822.56        | \$550,822.56          |
| 6130 Prior-Year Lapsed Appropriations (Schedule 6)                 | \$0.00              | \$0.00                |
| 6140 Estopped Warrants by Statute                                  | \$0.00              | \$0.00                |
| <b>TOTAL CASH ACCOUNTS</b>   | <b>\$550,822.56</b> | <b>\$550,822.56</b>   |
| 6200 Interfund Transfers   | \$0.00              | \$0.00                |
| <b>TOTAL BALANCE SHEET ACCOUNTS</b>                                | <b>\$550,822.56</b> | <b>\$550,822.56</b>   |
| <b>GRAND TOTAL</b>   | <b>\$903,793.97</b> | <b>\$956,765.60</b>   |



BUILDING FUND ACCOUNTS COVERING THE PERIOD JULY 1, 2019 TO JUNE 30, 2020  
ESTIMATE OF NEEDS FOR 2020-2021

EXHIBIT 'C'

| Schedule 6: Revenue, Non-Revenue Receipts & Cash Balances (Continued) |                 |                                  |                                    |                             |
|---|-----------------|----------------------------------|------------------------------------|-----------------------------|
| SOURCE  | 2019-20 Account | BASIS AND<br>LIMIT OF<br>ENSUING | ESTIMATED BY<br>GOVERNING<br>BOARD | APPROVED BY<br>EXCISE BOARD |
|   | OVER/UNDER      |                                  |                                    |                             |
| 1000 DISTRICT SOURCES OF REVENUE:                                     |                 |                                  |                                    |                             |
| 1100 TAXES LEVIED/ASSESSED  |                 |                                  |                                    |                             |
| 1110 Ad Valorem Tax Levy (Current Year)                               | \$32,298.48     | 91.47%                           | \$352,395.08                       | \$352,395.08                |
| 1120 Ad Valorem Tax Levy (Prior Years)                                | \$1,942.83      | 0.00%                            | \$0.00                             | \$0.00                      |
| 1130 Revenue In Lieu Of Taxes   | \$0.00          | 0.00%                            | \$0.00                             | \$0.00                      |
| 1140 Revenue From Local Governmental Units Other Than Leas            | \$0.00          | 0.00%                            | \$0.00                             | \$0.00                      |
| 1190 Other Taxes  | \$0.00          | 0.00%                            | \$0.00                             | \$0.00                      |
| TOTAL TAXES LEVIED/ASSESSED   | \$34,241.31     |                                  | \$352,395.08                       | \$352,395.08                |
| 1200 Tuition & Fees   | \$0.00          | 0.00%                            | \$0.00                             | \$0.00                      |
| 1300 Earnings on Investments and Bond Sales                           | \$0.00          | 0.00%                            | \$0.00                             | \$0.00                      |
| 1400 Rental, Disposals and Commissions                                | \$0.00          | 0.00%                            | \$0.00                             | \$0.00                      |
| 1500 Reimbursements   | \$18,730.32     | 0.00%                            | \$0.00                             | \$0.00                      |
| 1600 Other Local Sources of Revenue                                   | \$0.00          | 0.00%                            | \$0.00                             | \$0.00                      |
| 1700 Child Nutrition Programs   | \$0.00          | 0.00%                            | \$0.00                             | \$0.00                      |
| 1800 Athletics  | \$0.00          | 0.00%                            | \$0.00                             | \$0.00                      |
| TOTAL DISTRICT SOURCES OF REVENUE                                     | \$52,971.63     |                                  | \$352,395.08                       | \$352,395.08                |
| 2000 INTERMEDIATE SOURCES OF REVENUE                                  |                 |                                  |                                    |                             |
| 2100 County 4 Mill Ad Valorem Tax                                     | \$0.00          | 0.00%                            | \$0.00                             | \$0.00                      |
| 2200 County Apportionment (Mortgage Tax)                              | \$0.00          | 0.00%                            | \$0.00                             | \$0.00                      |
| 2300 Resale of Property Fund Distribution                             | \$0.00          | 0.00%                            | \$0.00                             | \$0.00                      |
| 2900 Other Intermediate Sources of Revenue                            | \$0.00          | 0.00%                            | \$0.00                             | \$0.00                      |
| TOTAL INTERMEDIATE SOURCES OF REVENUE                                 | \$0.00          |                                  | \$0.00                             | \$0.00                      |
| 3000 STATE SOURCES OF REVENUE:  |                 |                                  |                                    |                             |
| 3100 STATE DEDICATED SOURCES OF REVENUE:                              |                 |                                  |                                    |                             |
| 3110 Gross Production Tax   | \$0.00          | 0.00%                            | \$0.00                             | \$0.00                      |
| 3120 Motor Vehicle Collections  | \$0.00          | 0.00%                            | \$0.00                             | \$0.00                      |
| 3130 Rural Electric Cooperative Tax                                   | \$0.00          | 0.00%                            | \$0.00                             | \$0.00                      |
| 3140 State School Land Earnings                                       | \$0.00          | 0.00%                            | \$0.00                             | \$0.00                      |
| 3150 Vehicle Tax Stamps   | \$0.00          | 0.00%                            | \$0.00                             | \$0.00                      |
| 3160 Farm Implement Tax Stamps  | \$0.00          | 0.00%                            | \$0.00                             | \$0.00                      |
| 3170 Trailers and Mobile Homes  | \$0.00          | 0.00%                            | \$0.00                             | \$0.00                      |
| 3190 Other Dedicated Revenue  | \$0.00          | 0.00%                            | \$0.00                             | \$0.00                      |
| TOTAL STATE DEDICATED SOURCES OF REVENUE                              | \$0.00          |                                  | \$0.00                             | \$0.00                      |
| 3200 STATE AID - NONCATEGORICAL                                       |                 |                                  |                                    |                             |
| 3210 Foundation and Salary Incentive Aid                              | \$0.00          | 0.00%                            | \$0.00                             | \$0.00                      |
| 3220 Mid-Term Adjustment For Attendance                               | \$0.00          | 0.00%                            | \$0.00                             | \$0.00                      |
| 3230 Teacher Consultant Stipend                                       | \$0.00          | 0.00%                            | \$0.00                             | \$0.00                      |
| 3240 Disaster Assistance  | \$0.00          | 0.00%                            | \$0.00                             | \$0.00                      |
| 3250 Flexible Benefit Allowance                                       | \$0.00          | 0.00%                            | \$0.00                             | \$0.00                      |
| TOTAL STATE AID - NONCATEGORICAL                                      | \$0.00          |                                  | \$0.00                             | \$0.00                      |
| 3300 State Aid - Competitive Grants - Categorical                     | \$0.00          | 0.00%                            | \$0.00                             | \$0.00                      |
| 3400 State - Categorical  | \$0.00          | 0.00%                            | \$0.00                             | \$0.00                      |
| 3500 Special Programs   | \$0.00          | 0.00%                            | \$0.00                             | \$0.00                      |
| 3600 Other State Sources of Revenue                                   | \$0.00          | 0.00%                            | \$0.00                             | \$0.00                      |
| 3700 Child Nutrition Program  | \$0.00          | 0.00%                            | \$0.00                             | \$0.00                      |
| 3800 State Vocational Programs - Multi-Source                         | \$0.00          | 0.00%                            | \$0.00                             | \$0.00                      |
| TOTAL STATE SOURCES OF REVENUE  | \$0.00          |                                  | \$0.00                             | \$0.00                      |
| 4000 FEDERAL SOURCES OF REVENUE:                                      |                 |                                  |                                    |                             |
| 4100 Grants-In-Aid Direct From The Federal Government                 | \$0.00          | 0.00%                            | \$0.00                             | \$0.00                      |
| 4200 Disadvantaged Students   | \$0.00          | 0.00%                            | \$0.00                             | \$0.00                      |
| 4300 Individuals With Disabilities                                    | \$0.00          | 0.00%                            | \$0.00                             | \$0.00                      |
| 4400 No Child Left Behind   | \$0.00          | 0.00%                            | \$0.00                             | \$0.00                      |
| 4500 Grants-In-Aid Passed Through Other State/Intermediate Sources    | \$0.00          | 0.00%                            | \$0.00                             | \$0.00                      |
| 4600 Other Federal Sources Passed Through State Dept Of Education     | \$0.00          | 0.00%                            | \$0.00                             | \$0.00                      |
| 4700 Child Nutrition Programs   | \$0.00          | 0.00%                            | \$0.00                             | \$0.00                      |
| 4800 Federal Vocational Education                                     | \$0.00          | 0.00%                            | \$0.00                             | \$0.00                      |
| TOTAL FEDERAL SOURCES OF REVENUE                                      | \$0.00          |                                  | \$0.00                             | \$0.00                      |
| 5000 NON-REVENUE RECEIPTS:  |                 |                                  |                                    |                             |
| TOTAL NON-REVENUE RECEIPTS  | \$0.00          | 0.00%                            | \$0.00                             | \$0.00                      |
| 6000 BALANCE SHEET ACCOUNTS   |                 |                                  |                                    |                             |
| 6100 CASH ACCOUNTS  |                 |                                  |                                    |                             |
| 6110 Cash Forward   | \$0.00          | 109.00%                          | \$600,423.36                       | \$600,423.36                |
| 6130 Prior-Year Lapsed Appropriations (Schedule 6)                    | \$0.00          | 0.00%                            | \$0.00                             | \$0.00                      |
| 6140 Estopped Warrants by Statute                                     | \$0.00          | 0.00%                            | \$0.00                             | \$0.00                      |
| TOTAL CASH ACCOUNTS   | \$0.00          |                                  | \$600,423.36                       | \$600,423.36                |
| 6200 Interfund Transfers  | \$0.00          | 0.00%                            | \$0.00                             | \$0.00                      |
| TOTAL BALANCE SHEET ACCOUNTS  | \$0.00          |                                  | \$600,423.36                       | \$600,423.36                |
| GRAND TOTAL   | \$52,971.63     |                                  | \$952,818.44                       | \$952,818.44                |

BUILDING FUND ACCOUNTS COVERING THE PERIOD JULY 1, 2019 TO JUNE 30, 2020  
ESTIMATE OF NEEDS FOR 2020-2021

EXHIBIT 'C'

| Schedule 7: Report of Prior Year Warrants Issued From Reserves |                        |                          |                   |
|--|------------------------|--------------------------|-------------------|
| FISCAL YEAR ENDING JUNE 30, 2019                               |                        |                          |                   |
|  | RESERVES<br>06-30-2019 | WARRANTS<br>ISSUED SINCE | BALANCE<br>LAPSED |
| <b>TOTAL PRIOR YEAR RESERVES</b>                               | <b>\$0.00</b>          | <b>\$0.00</b>            | <b>\$0.00</b>     |

| Schedule 8: Report of Current Year Expenditures                 |                                  |                             |                         |
|---|----------------------------------|-----------------------------|-------------------------|
| APPROPRIATED ACCOUNTS   | FISCAL YEAR ENDING JUNE 30, 2020 |                             |                         |
|   | APPROPRIATIONS                   |                             |                         |
|   | ORIGINAL                         | SUPPLEMENTAL<br>ADJUSTMENTS | FINAL<br>APPROPRIATIONS |
| <b>1000 INSTRUCTION:</b>  | \$33,568.71                      | \$0.00                      | \$33,568.71             |
| <b>2000 SUPPORT SERVICES:</b>                                   |                                  |                             |                         |
| 2100 Support Services - Students                                | \$2,000.00                       | \$0.00                      | \$2,000.00              |
| 2200 Support Services - Instructional Staff                     | \$1,000.00                       | \$0.00                      | \$1,000.00              |
| 2300 Support Services - General Administration                  | \$24,096.00                      | \$0.00                      | \$24,096.00             |
| 2400 Support Services - School Administration                   | \$0.00                           | \$0.00                      | \$0.00                  |
| 2500 Support Services - Business                                | \$40,000.00                      | \$0.00                      | \$40,000.00             |
| 2600 Operations And Maintenance of Plant Services               | \$184,332.52                     | \$0.00                      | \$184,332.52            |
| 2700 Student Transportation Services                            | \$0.00                           | \$0.00                      | \$0.00                  |
| <b>TOTAL SUPPORT SERVICES</b>                                   | <b>\$251,428.52</b>              | <b>\$0.00</b>               | <b>\$251,428.52</b>     |
| <b>3000 OPERATION OF NON-INSTRUCTION SERVICES:</b>              |                                  |                             |                         |
| 3100 Child Nutrition Programs Operations                        | \$0.00                           | \$0.00                      | \$0.00                  |
| 3200 Other Enterprise Service Operations                        | \$0.00                           | \$0.00                      | \$0.00                  |
| 3300 Community Services Operations                              | \$0.00                           | \$0.00                      | \$0.00                  |
| <b>TOTAL OPERATION OF NON-INSTRUCTIONAL SERVICES</b>            | <b>\$0.00</b>                    | <b>\$0.00</b>               | <b>\$0.00</b>           |
| <b>4000 FACILITIES ACQUISITION &amp; CONSTRUCTION SERVICES:</b> |                                  |                             |                         |
| 4200 Land Acquisition Services                                  | \$0.00                           | \$0.00                      | \$0.00                  |
| 4300 Land Improvement Services                                  | \$9,750.00                       | \$0.00                      | \$9,750.00              |
| 4400 Architecture and Engineering Services                      | \$20,000.00                      | \$0.00                      | \$20,000.00             |
| 4500 Educational Specifications Development Services            | \$0.00                           | \$0.00                      | \$0.00                  |
| 4600 Building Acquisition and Construction Services             | \$568,301.82                     | \$0.00                      | \$568,301.82            |
| 4700 Building Improvement Services                              | \$20,744.92                      | \$0.00                      | \$20,744.92             |
| <b>TOTAL FACILITIES ACQUISITION &amp; CONST. SERVICES</b>       | <b>\$618,796.74</b>              | <b>\$0.00</b>               | <b>\$618,796.74</b>     |
| <b>5000 OTHER OUTLAYS:</b>                                      |                                  |                             |                         |
| 5100 Debt Service   | \$0.00                           | \$0.00                      | \$0.00                  |
| 5200 Fund Transfer/Reimbursement (Child Nutrition Fund)         | \$0.00                           | \$0.00                      | \$0.00                  |
| 5300 Clearing Account   | \$0.00                           | \$0.00                      | \$0.00                  |
| 5400 Indirect Cost Entitlement                                  | \$0.00                           | \$0.00                      | \$0.00                  |
| 5500 Private Nonprofit Schools                                  | \$0.00                           | \$0.00                      | \$0.00                  |
| 5600 Correcting Entry   | \$0.00                           | \$0.00                      | \$0.00                  |
| 5800 Charter School Reimbursement                               | \$0.00                           | \$0.00                      | \$0.00                  |
| 5900 Arbitrage  | \$0.00                           | \$0.00                      | \$0.00                  |
| <b>TOTAL OTHER OUTLAYS</b>                                      | <b>\$0.00</b>                    | <b>\$0.00</b>               | <b>\$0.00</b>           |
| <b>7000 OTHER USES / UNBUDGETED ITEMS:</b>                      | <b>\$0.00</b>                    | <b>\$0.00</b>               | <b>\$0.00</b>           |
| <b>8000 REPAYMENTS:</b>   | <b>\$0.00</b>                    | <b>\$0.00</b>               | <b>\$0.00</b>           |
| <b>TOTAL BUILDING FUND 2019-20 FISCAL YEAR</b>                  | <b>\$903,793.97</b>              | <b>\$0.00</b>               | <b>\$903,793.97</b>     |



BUILDING FUND ACCOUNTS COVERING THE PERIOD JULY 1, 2019 TO JUNE 30, 2020  
ESTIMATE OF NEEDS FOR 2020-2021

EXHIBIT 'C'

| Schedule 8: Report of Current Year Expenditures (Continued)     |                     |               |  |   |
|---|---------------------|---------------|--|---|
| FISCAL YEAR ENDING JUNE 30, 2020                                |                     |               |  |   |
| APPROPRIATED ACCOUNTS   | WARRANTS<br>ISSUED  | RESERVES      | LAPSED<br>BALANCE<br>KNOWN TO BE<br>UNENCUMBERED | 2019-2020<br>EXPENDITURES<br>FOR CURRENT<br>EXPENSE<br>PURPOSES |
| <b>1000 INSTRUCTION:</b>  | \$883.20            | \$0.00        | \$32,685.51                                      | \$883.20  |
| <b>2000 SUPPORT SERVICES:</b>                                   |                     |               |  |   |
| 2100 Support Services - Students                                | \$1,912.04          | \$0.00        | \$87.96  | \$1,912.04  |
| 2200 Support Services - Instructional Staff                     | \$919.98            | \$0.00        | \$80.02  | \$919.98  |
| 2300 Support Services - General Administration                  | \$0.00              | \$0.00        | \$24,096.00                                      | \$0.00  |
| 2400 Support Services - School Administration                   | \$0.00              | \$0.00        | \$0.00   | \$0.00  |
| 2500 Support Services - Business                                | \$21,800.00         | \$0.00        | \$18,200.00                                      | \$21,800.00   |
| 2600 Operations And Maintenance of Plant Services               | \$55,528.33         | \$0.00        | \$128,804.19                                     | \$55,528.33   |
| 2700 Student Transportation Services                            | \$0.00              | \$0.00        | \$0.00   | \$0.00  |
| <b>TOTAL SUPPORT SERVICES</b>                                   | <b>\$80,160.35</b>  | <b>\$0.00</b> | <b>\$171,268.17</b>                              | <b>\$80,160.35</b>  |
| <b>3000 OPERATION OF NON-INSTRUCTION SERVICES:</b>              |                     |               |  |   |
| 3100 Child Nutrition Programs Operations                        | \$0.00              | \$0.00        | \$0.00   | \$0.00  |
| 3200 Other Enterprise Service Operations                        | \$0.00              | \$0.00        | \$0.00   | \$0.00  |
| 3300 Community Services Operations                              | \$0.00              | \$0.00        | \$0.00   | \$0.00  |
| <b>TOTAL OPERATION OF NON-INSTRUCTIONAL SERVICES</b>            | <b>\$0.00</b>       | <b>\$0.00</b> | <b>\$0.00</b>                                    | <b>\$0.00</b>   |
| <b>4000 FACILITIES ACQUISITION &amp; CONSTRUCTION SERVICES:</b> |                     |               |  |   |
| 4200 Land Acquisition Services                                  | \$0.00              | \$0.00        | \$0.00   | \$0.00  |
| 4300 Land Improvement Services                                  | \$0.00              | \$0.00        | \$9,750.00                                       | \$0.00  |
| 4400 Architecture and Engineering Services                      | \$14,977.10         | \$0.00        | \$5,022.90                                       | \$14,977.10   |
| 4500 Educational Specifications Development Services            | \$0.00              | \$0.00        | \$0.00   | \$0.00  |
| 4600 Building Acquisition and Construction Services             | \$260,321.59        | \$0.00        | \$307,980.23                                     | \$260,321.59  |
| 4700 Building Improvement Services                              | \$0.00              | \$0.00        | \$20,744.92                                      | \$0.00  |
| <b>TOTAL FACILITIES ACQUISITION &amp; CONST. SERVICES</b>       | <b>\$275,298.69</b> | <b>\$0.00</b> | <b>\$343,498.05</b>                              | <b>\$275,298.69</b>   |
| <b>5000 OTHER OUTLAYS:</b>                                      |                     |               |  |   |
| 5100 Debt Service   | \$0.00              | \$0.00        | \$0.00   | \$0.00  |
| 5200 Fund Transfer/Reimbursement (Child Nutrition Fund)         | \$0.00              | \$0.00        | \$0.00   | \$0.00  |
| 5300 Clearing Account   | \$0.00              | \$0.00        | \$0.00   | \$0.00  |
| 5400 Indirect Cost Entitlement                                  | \$0.00              | \$0.00        | \$0.00   | \$0.00  |
| 5500 Private Nonprofit Schools                                  | \$0.00              | \$0.00        | \$0.00   | \$0.00  |
| 5600 Correcting Entry   | \$0.00              | \$0.00        | \$0.00   | \$0.00  |
| 5800 Charter School Reimbursement                               | \$0.00              | \$0.00        | \$0.00   | \$0.00  |
| 5900 Arbitrage  | \$0.00              | \$0.00        | \$0.00   | \$0.00  |
| <b>TOTAL OTHER OUTLAYS</b>                                      | <b>\$0.00</b>       | <b>\$0.00</b> | <b>\$0.00</b>                                    | <b>\$0.00</b>   |
| <b>7000 OTHER USES / UNBUDGETED ITEMS:</b>                      | <b>\$0.00</b>       | <b>\$0.00</b> | <b>\$0.00</b>                                    | <b>\$0.00</b>   |
| <b>8000 REPAYMENTS:</b>   | <b>\$0.00</b>       | <b>\$0.00</b> | <b>\$0.00</b>                                    | <b>\$0.00</b>   |
| <b>TOTAL BUILDING FUND 2019-20 FISCAL YEAR</b>                  | <b>\$356,342.24</b> | <b>\$0.00</b> | <b>\$547,451.73</b>                              | <b>\$356,342.24</b>   |

| ESTIMATE OF NEEDS FOR THE FISCAL YEAR 2020-21                                   |  | Estimate of<br>Needs by | Approved by            |
|---|--|-------------------------|------------------------|
| PURPOSE:  |  | Governing Board         | County<br>Excise Board |
| Current Expense   |  | \$952,818.44            | \$952,818.44           |
| Pro rata share of County Assessor's Budget as determined by County Excise Board |  | \$0.00                  | \$0.00                 |
| <b>GRAND TOTAL - Home School</b>  |  | <b>\$952,818.44</b>     | <b>\$952,818.44</b>    |

CHILD NUTRITION FUND ACCOUNTS COVERING THE PERIOD JULY 1, 2019 TO JUNE 30, 2020  
ESTIMATE OF NEEDS FOR 2020-2021

EXHIBIT 'D'

| Schedule 1: Current Balance Sheet for June 30, 2020      |                    |
|--|--------------------|
|  | Amount             |
| <b>ASSETS:</b>   |                    |
| Cash Balances  | \$65,100.49        |
| Investments  | \$0.00             |
| <b>TOTAL ASSETS</b>                                      | <b>\$65,100.49</b> |
| <b>LIABILITIES AND RESERVES:</b>                         |                    |
| Warrants Outstanding                                     | \$1,120.50         |
| Reserve for Interest on Warrants                         | \$0.00             |
| Reserves From Schedule 8                                 | \$0.00             |
| <b>TOTAL LIABILITIES AND RESERVES</b>                    | <b>\$1,120.50</b>  |
| <b>CASH FUND BALANCE JUNE 30, 2020</b>                   | <b>\$63,979.99</b> |
| <b>TOTAL LIABILITIES, RESERVES AND CASH FUND BALANCE</b> | <b>\$65,100.49</b> |

| Schedule 2: Revenue and Requirements, 2019-2020             |                  |                               |
|---|------------------|-------------------------------|
| REVENUE:  | Estimated Budget | Actual Revenue & Expenditures |
| Revenues, Non-Revenue Receipts & Cash Balances (Schedule 6) | \$159,499.59     | \$178,754.61                  |
| <b>LESS: REQUIREMENTS:</b>                                  |                  |                               |
| Expenditures (Schedule 8)                                   | \$159,499.59     | \$114,774.62                  |
| <b>CASH FUND BALANCE JUNE 30, 2020</b>                      | <b>\$0.00</b>    | <b>\$63,979.99</b>            |

| Schedule 3: Child Nutrition Fund Cash Accounts of Current and all Prior Years |                     |                     |               |                     |
|---|---------------------|---------------------|---------------|---------------------|
| CURRENT AND ALL PRIOR YEARS   | 2019-20             | 2018-19             | PRE-2018      | Total               |
| Cash Balance Reported to Excise Board 6-30-19                                 | \$0.00              | \$50,191.15         | \$0.00        | \$50,191.15         |
| <b>REVENUES, NON-REVENUE RECEIPTS &amp; CASH BALANCE</b>                      |                     |                     |               |                     |
| Revenues/Non-Rev (Sch 6 Source Codes 1000 to 5999)                            | \$129,120.86        | \$0.00              | \$0.00        | \$129,120.86        |
| Cash Balances Transferred (Sch 6 Source Code 6110)                            | \$49,633.75         | -\$49,633.75        | \$0.00        | \$0.00              |
| Prior Year Lapsed Apprpr (Sch 6 Source Code 6130)                             | \$0.00              | \$0.00              | \$0.00        | \$0.00              |
| Estopped Warrants (Sch 6 Source Code 6140)                                    | \$0.00              | \$0.00              | \$0.00        | \$0.00              |
| Interfund Transfers (Sch 6 Source Code 6200)                                  | \$0.00              | \$0.00              | \$0.00        | \$0.00              |
| <b>TOTAL REVENUES, NON-REVENUE RECEIPTS &amp; CASH BALAN</b>                  | <b>\$178,754.61</b> | <b>-\$49,633.75</b> | <b>\$0.00</b> | <b>\$129,120.86</b> |
| Warrants Paid of Year in Caption  | \$113,654.12        | \$557.40            | \$0.00        | \$114,211.52        |
| <b>TOTAL DISBURSEMENTS</b>  | <b>\$113,654.12</b> | <b>\$557.40</b>     | <b>\$0.00</b> | <b>\$114,211.52</b> |
| <b>CASH &amp; INVESTMENTS BALANCE JUNE 30, 2020</b>                           | <b>\$65,100.49</b>  | <b>\$0.00</b>       | <b>\$0.00</b> | <b>\$65,100.49</b>  |
| Reserve for Warrants Outstanding (Schedule 4)                                 | \$1,120.50          | \$0.00              | \$0.00        | \$1,120.50          |
| Reserve for Encumbrances (Schedule 8)   | \$0.00              | \$0.00              | \$0.00        | \$0.00              |
| <b>TOTAL LIABILITIES AND RESERVE</b>  | <b>\$1,120.50</b>   | <b>\$0.00</b>       | <b>\$0.00</b> | <b>\$1,120.50</b>   |
| <b>DEFICIT:</b>   | <b>\$0.00</b>       | <b>\$0.00</b>       | <b>\$0.00</b> | <b>\$0.00</b>       |
| <b>CASH FUND BAL FORWARD TO SUCCEEDING YEAR</b>                               | <b>\$63,979.99</b>  | <b>\$0.00</b>       | <b>\$0.00</b> | <b>\$63,979.99</b>  |

| Schedule 4: Child Nutrition Fund Warrant Accounts of Current and all Prior Years |                     |                 |               |                     |
|--|---------------------|-----------------|---------------|---------------------|
| CURRENT AND ALL PRIOR YEARS  | 2019-20             | 2018-19         | PRE-2018      | Total               |
| Warrants Outstanding 6-30 of Year in Caption                                     | \$0.00              | \$557.40        | \$0.00        | \$557.40            |
| Warrants Registered During Year  | \$114,774.62        | \$0.00          | \$0.00        | \$114,774.62        |
| <b>TOTAL</b>   | <b>\$114,774.62</b> | <b>\$557.40</b> | <b>\$0.00</b> | <b>\$115,332.02</b> |
| Warrants Paid During Year  | \$113,654.12        | \$557.40        | \$0.00        | \$114,211.52        |
| Warrants Coverted to Bonds or Judgments  | \$0.00              | \$0.00          | \$0.00        | \$0.00              |
| Warrants Estopped by Statute/Canceled  | \$0.00              | \$0.00          | \$0.00        | \$0.00              |
| <b>TOTAL WARRANTS RETIRED</b>  | <b>\$113,654.12</b> | <b>\$557.40</b> | <b>\$0.00</b> | <b>\$114,211.52</b> |
| <b>BALANCE WARRANTS OUTSTANDING JUNE 30, 2020</b>                                | <b>\$1,120.50</b>   | <b>\$0.00</b>   | <b>\$0.00</b> | <b>\$1,120.50</b>   |

CHILD NUTRITION FUND ACCOUNTS COVERING THE PERIOD JULY 1, 2019 TO JUNE 30, 2020  
ESTIMATE OF NEEDS FOR 2020-2021

EXHIBIT 'D'

| Schedule 6: Revenue, Non-Revenue Receipts & Cash Balances          |                     |                       |
|--|---------------------|-----------------------|
| SOURCE   | 2019-20 Account     |                       |
|  | AMOUNT<br>ESTIMATED | ACTUALLY<br>COLLECTED |
| <b>1000 DISTRICT SOURCES OF REVENUE:</b>                           |                     |                       |
| <b>1100 TAXES LEVIED/ASSESSED</b>                                  |                     |                       |
| 1110 Ad Valorem Tax Levy (Current Year)                            | \$0.00              | \$0.00                |
| 1120 Ad Valorem Tax Levy (Prior Years)                             | \$0.00              | \$0.00                |
| 1130 Revenue In Lieu Of Taxes                                      | \$0.00              | \$0.00                |
| 1140 Revenue From Local Governmental Units Other Than Leas         | \$0.00              | \$0.00                |
| 1190 Other Taxes   | \$0.00              | \$0.00                |
| <b>TOTAL TAXES LEVIED/ASSESSED</b>                                 | <b>\$0.00</b>       | <b>\$0.00</b>         |
| 1200 Tuition & Fees  | \$0.00              | \$0.00                |
| 1300 Earnings on Investments and Bond Sales                        | \$0.00              | \$0.00                |
| 1400 Rental, Disposals and Commissions                             | \$0.00              | \$0.00                |
| 1500 Reimbursements  | \$0.00              | \$0.00                |
| 1600 Other Local Sources of Revenue                                | \$0.00              | \$0.00                |
| <b>1700 CHILD NUTRITION PROGRAM</b>                                |                     |                       |
| 1710 Students' Lunches   | \$16,608.42         | \$14,231.43           |
| 1720 Students' Breakfasts  | \$0.00              | \$45.50               |
| 1730 Adult Lunches/Breakfasts                                      | \$4,271.81          | \$3,315.28            |
| 1740 Extra Food/A La Carte/Extra Milk                              | \$0.00              | \$0.00                |
| 1750 Special Milk Program  | \$0.00              | \$0.00                |
| 1760 Contract Lunches, Breakfasts, Milk and Supplements            | \$0.00              | \$0.00                |
| 1790 Other District Revenue (Child Nutrition Programs)             | \$114.98            | \$0.00                |
| <b>TOTAL CHILD NUTRITION PROGRAM</b>                               | <b>\$20,995.21</b>  | <b>\$17,592.21</b>    |
| 1800 Athletics   | \$0.00              | \$0.00                |
| <b>TOTAL DISTRICT SOURCES OF REVENUE</b>                           | <b>\$20,995.21</b>  | <b>\$17,592.21</b>    |
| <b>2000 INTERMEDIATE SOURCES OF REVENUE:</b>                       |                     |                       |
| <b>TOTAL INTERMEDIATE SOURCES OF REVENUE</b>                       | <b>\$0.00</b>       | <b>\$0.00</b>         |
| <b>3000 STATE SOURCES OF REVENUE:</b>                              |                     |                       |
| 3100 Total Dedicated Revenue                                       | \$0.00              | \$0.00                |
| 3200 Total State Aid - General Operations - Non-Categorical        | \$0.00              | \$0.00                |
| 3300 State Aid - Competitive Grants - Categorical                  | \$0.00              | \$0.00                |
| 3400 State - Categorical   | \$0.00              | \$0.00                |
| 3500 Special Programs  | \$0.00              | \$0.00                |
| 3600 Other State Sources of Revenue                                | \$0.00              | \$0.00                |
| <b>3700 CHILD NUTRITION PROGRAM</b>                                |                     |                       |
| 3710 State Reimbursement   | \$0.00              | \$0.00                |
| 3720 State Matching  | \$1,216.24          | \$1,281.82            |
| <b>TOTAL CHILD NUTRITION PROGRAM</b>                               | <b>\$1,216.24</b>   | <b>\$1,281.82</b>     |
| 3800 State Vocational Programs - Multi-Source                      | \$0.00              | \$0.00                |
| <b>TOTAL STATE SOURCES OF REVENUE</b>                              | <b>\$1,216.24</b>   | <b>\$1,281.82</b>     |
| <b>4000 FEDERAL SOURCES OF REVENUE:</b>                            |                     |                       |
| 4100 Grants-In-Aid Direct From The Federal Government              | \$0.00              | \$0.00                |
| 4200 Disadvantaged Students  | \$0.00              | \$0.00                |
| 4300 Individuals With Disabilities                                 | \$0.00              | \$0.00                |
| 4400 No Child Left Behind  | \$0.00              | \$0.00                |
| 4500 Grants-In-Aid Passed Through Other State/Intermediate Sources | \$0.00              | \$0.00                |
| 4600 Other Federal Sources Passed Through State Dept Of Education  | \$0.00              | \$0.00                |
| <b>4700 CHILD NUTRITION PROGRAMS</b>                               |                     |                       |
| 4710 Lunches   | \$58,664.97         | \$63,234.20           |
| 4720 Breakfasts  | \$28,989.42         | \$44,063.63           |
| 4730 Special Milk  | \$0.00              | \$0.00                |
| 4740 Summer Food Service Program                                   | \$0.00              | \$0.00                |
| 4750 to 4790 Other Federal Child Nutrition Programs                | \$0.00              | \$2,949.00            |
| <b>TOTAL CHILD NUTRITION PROGRAMS</b>                              | <b>\$87,654.39</b>  | <b>\$110,246.83</b>   |
| 4800 Federal Vocational Education                                  | \$0.00              | \$0.00                |
| <b>TOTAL FEDERAL SOURCES OF REVENUE</b>                            | <b>\$87,654.39</b>  | <b>\$110,246.83</b>   |
| <b>5000 NON-REVENUE RECEIPTS:</b>                                  |                     |                       |
| <b>TOTAL NON-REVENUE RECEIPTS</b>                                  | <b>\$0.00</b>       | <b>\$0.00</b>         |
| <b>6000 BALANCE SHEET ACCOUNTS</b>                                 |                     |                       |
| <b>6100 CASH ACCOUNTS</b>  |                     |                       |
| 6110 Cash Forward  | \$49,633.75         | \$49,633.75           |
| 6130 Prior-Year Lapsed Appropriations (Schedule 6)                 | \$0.00              | \$0.00                |
| 6140 Estopped Warrants by Statute                                  | \$0.00              | \$0.00                |
| <b>TOTAL CASH ACCOUNTS</b>   | <b>\$49,633.75</b>  | <b>\$49,633.75</b>    |
| 6200 Interfund Transfers   | \$0.00              | \$0.00                |
| <b>TOTAL BALANCE SHEET ACCOUNTS</b>                                | <b>\$49,633.75</b>  | <b>\$49,633.75</b>    |
| <b>GRAND TOTAL</b>   | <b>\$159,499.59</b> | <b>\$178,754.61</b>   |



CHILD NUTRITION FUND ACCOUNTS COVERING THE PERIOD JULY 1, 2019 TO JUNE 30, 2020  
ESTIMATE OF NEEDS FOR 2020-2021

EXHIBIT 'D'

| Schedule 6: Revenue, Non-Revenue Receipts & Cash Balances (Continued) |                 |                                  |                                    |                             |
|---|-----------------|----------------------------------|------------------------------------|-----------------------------|
| SOURCE  | 2019-20 Account | BASIS AND<br>LIMIT OF<br>ENSUING | ESTIMATED BY<br>GOVERNING<br>BOARD | APPROVED BY<br>EXCISE BOARD |
|   | OVER/UNDER      |                                  |                                    |                             |
| 1000 DISTRICT SOURCES OF REVENUE:                                     |                 |                                  |                                    |                             |
| 1100 TAXES LEVIED/ASSESSED  |                 |                                  |                                    |                             |
| 1110 Ad Valorem Tax Levy (Current Year)                               | \$0.00          | 0.00%                            | \$0.00                             | \$0.00                      |
| 1120 Ad Valorem Tax Levy (Prior Years)                                | \$0.00          | 0.00%                            | \$0.00                             | \$0.00                      |
| 1130 Revenue In Lieu Of Taxes   | \$0.00          | 0.00%                            | \$0.00                             | \$0.00                      |
| 1140 Revenue From Local Governmental Units Other Than Leas            | \$0.00          | 0.00%                            | \$0.00                             | \$0.00                      |
| 1190 Other Taxes  | \$0.00          | 0.00%                            | \$0.00                             | \$0.00                      |
| TOTAL TAXES LEVIED/ASSESSED   | \$0.00          |                                  | \$0.00                             | \$0.00                      |
| 1200 Tuition & Fees   | \$0.00          | 0.00%                            | \$0.00                             | \$0.00                      |
| 1300 Earnings on Investments and Bond Sales                           | \$0.00          | 0.00%                            | \$0.00                             | \$0.00                      |
| 1400 Rental, Disposals and Commissions                                | \$0.00          | 0.00%                            | \$0.00                             | \$0.00                      |
| 1500 Reimbursements   | \$0.00          | 0.00%                            | \$0.00                             | \$0.00                      |
| 1600 Other Local Sources of Revenue                                   | \$0.00          | 90.00%                           | \$0.00                             | \$0.00                      |
| 1700 CHILD NUTRITION PROGRAM  |                 |                                  |                                    |                             |
| 1710 Students' Lunches  | -\$2,376.99     | 90.00%                           | \$12,808.29                        | \$12,808.29                 |
| 1720 Students' Breakfasts   | \$45.50         | 0.00%                            | \$0.00                             | \$0.00                      |
| 1730 Adult Lunches/Breakfasts   | -\$956.53       | 90.00%                           | \$2,983.75                         | \$2,983.75                  |
| 1740 Extra Food/A La Carte/Extra Milk                                 | \$0.00          | 0.00%                            | \$0.00                             | \$0.00                      |
| 1750 Special Milk Program   | \$0.00          | 0.00%                            | \$0.00                             | \$0.00                      |
| 1760 Contract Lunches, Breakfasts, Milk and Supplements               | \$0.00          | 0.00%                            | \$0.00                             | \$0.00                      |
| 1790 Other District Revenue (Child Nutrition Programs)                | -\$114.98       | 0.00%                            | \$0.00                             | \$0.00                      |
| TOTAL CHILD NUTRITION PROGRAM   | -\$3,403.00     |                                  | \$15,792.04                        | \$15,792.04                 |
| 1800 Athletics  | \$0.00          | 0.00%                            | \$0.00                             | \$0.00                      |
| TOTAL DISTRICT SOURCES OF REVENUE                                     | -\$3,403.00     |                                  | \$15,792.04                        | \$15,792.04                 |
| 2000 INTERMEDIATE SOURCES OF REVENUE:                                 | \$0.00          | 0.00%                            | \$0.00                             | \$0.00                      |
| TOTAL INTERMEDIATE SOURCES OF REVENUE                                 | \$0.00          |                                  | \$0.00                             | \$0.00                      |
| 3000 STATE SOURCES OF REVENUE:  |                 |                                  |                                    |                             |
| 3100 Total Dedicated Revenue  | \$0.00          | 0.00%                            | \$0.00                             | \$0.00                      |
| 3200 Total State Aid - General Operations - Non-Categorical           | \$0.00          | 0.00%                            | \$0.00                             | \$0.00                      |
| 3300 State Aid - Competitive Grants - Categorical                     | \$0.00          | 0.00%                            | \$0.00                             | \$0.00                      |
| 3400 State - Categorical  | \$0.00          | 0.00%                            | \$0.00                             | \$0.00                      |
| 3500 Special Programs   | \$0.00          | 0.00%                            | \$0.00                             | \$0.00                      |
| 3600 Other State Sources of Revenue                                   | \$0.00          | 0.00%                            | \$0.00                             | \$0.00                      |
| 3700 CHILD NUTRITION PROGRAM  |                 |                                  |                                    |                             |
| 3710 State Reimbursement  | \$0.00          | 0.00%                            | \$0.00                             | \$0.00                      |
| 3720 State Matching   | \$65.58         | 90.00%                           | \$1,153.64                         | \$1,153.64                  |
| TOTAL CHILD NUTRITION PROGRAM   | \$65.58         |                                  | \$1,153.64                         | \$1,153.64                  |
| 3800 State Vocational Programs - Multi-Source                         | \$0.00          | 0.00%                            | \$0.00                             | \$0.00                      |
| TOTAL STATE SOURCES OF REVENUE  | \$65.58         |                                  | \$1,153.64                         | \$1,153.64                  |
| 4000 FEDERAL SOURCES OF REVENUE:                                      |                 |                                  |                                    |                             |
| 4100 Grants-In-Aid Direct From The Federal Government                 | \$0.00          | 0.00%                            | \$0.00                             | \$0.00                      |
| 4200 Disadvantaged Students   | \$0.00          | 0.00%                            | \$0.00                             | \$0.00                      |
| 4300 Individuals With Disabilities                                    | \$0.00          | 0.00%                            | \$0.00                             | \$0.00                      |
| 4400 No Child Left Behind   | \$0.00          | 0.00%                            | \$0.00                             | \$0.00                      |
| 4500 Grants-In-Aid Passed Through Other State/Intermediate Sources    | \$0.00          | 0.00%                            | \$0.00                             | \$0.00                      |
| 4600 Other Federal Sources Passed Through State Dept Of Education     | \$0.00          | 0.00%                            | \$0.00                             | \$0.00                      |
| 4700 CHILD NUTRITION PROGRAMS   |                 |                                  |                                    |                             |
| 4710 Lunches  | \$4,569.23      | 90.00%                           | \$56,910.78                        | \$56,910.78                 |
| 4720 Breakfasts   | \$15,074.21     | 90.00%                           | \$39,657.27                        | \$39,657.27                 |
| 4730 Special Milk   | \$0.00          | 0.00%                            | \$0.00                             | \$0.00                      |
| 4740 Summer Food Service Program                                      | \$0.00          | 0.00%                            | \$0.00                             | \$0.00                      |
| 4750 to 4790 Other Federal Child Nutrition Programs                   | \$2,949.00      | 0.00%                            | \$0.00                             | \$0.00                      |
| TOTAL CHILD NUTRITION PROGRAMS  | \$22,592.44     |                                  | \$96,568.05                        | \$96,568.05                 |
| 4800 Federal Vocational Education                                     | \$0.00          | 0.00%                            | \$0.00                             | \$0.00                      |
| TOTAL FEDERAL SOURCES OF REVENUE                                      | \$22,592.44     |                                  | \$96,568.05                        | \$96,568.05                 |
| 5000 NON-REVENUE RECEIPTS:  | \$0.00          | 0.00%                            | \$0.00                             | \$0.00                      |
| TOTAL NON-REVENUE RECEIPTS  | \$0.00          |                                  | \$0.00                             | \$0.00                      |
| 6000 BALANCE SHEET ACCOUNTS   |                 |                                  |                                    |                             |
| 6100 CASH ACCOUNTS  |                 |                                  |                                    |                             |
| 6110 Cash Forward   | \$0.00          | 128.90%                          | \$63,979.99                        | \$63,979.99                 |
| 6130 Prior-Year Lapsed Appropriations (Schedule 6)                    | \$0.00          | 0.00%                            | \$0.00                             | \$0.00                      |
| 6140 Estopped Warrants by Statute                                     | \$0.00          | 0.00%                            | \$0.00                             | \$0.00                      |
| TOTAL CASH ACCOUNTS   | \$0.00          |                                  | \$63,979.99                        | \$63,979.99                 |
| 6200 Interfund Transfers  | \$0.00          | 0.00%                            | \$0.00                             | \$0.00                      |
| TOTAL BALANCE SHEET ACCOUNTS  | \$0.00          |                                  | \$63,979.99                        | \$63,979.99                 |
| GRAND TOTAL   | \$19,255.02     |                                  | \$177,493.71                       | \$177,493.71                |

CHILD NUTRITION FUND ACCOUNTS COVERING THE PERIOD JULY 1, 2019 TO JUNE 30, 2020  
ESTIMATE OF NEEDS FOR 2020-2021

EXHIBIT 'D'

| Schedule 7: Report of Prior Year Warrants Issued From Reserves |                        |                          |                   |
|--|------------------------|--------------------------|-------------------|
| FISCAL YEAR ENDING JUNE 30, 2019                               |                        |                          |                   |
|  | RESERVES<br>06-30-2019 | WARRANTS<br>ISSUED SINCE | BALANCE<br>LAPSED |
| <b>TOTAL PRIOR YEAR RESERVES</b>                               | <b>\$0.00</b>          | <b>\$0.00</b>            | <b>\$0.00</b>     |

| Schedule 8: Report of Current Year Expenditures             |                     |                             |                         |
|---|---------------------|-----------------------------|-------------------------|
| FISCAL YEAR ENDING JUNE 30, 2020                            |                     |                             |                         |
| APPROPRIATED ACCOUNTS                                       | APPROPRIATIONS      |                             |                         |
|   | ORIGINAL            | SUPPLEMENTAL<br>ADJUSTMENTS | FINAL<br>APPROPRIATIONS |
| <b>1000 INSTRUCTION:</b>                                    | \$0.00              | \$0.00                      | \$0.00                  |
| TOTAL INSTRUCTION   | \$0.00              | \$0.00                      | \$0.00                  |
| <b>2000 SUPPORT SERVICES:</b>                               | \$0.00              | \$0.00                      | \$0.00                  |
| TOTAL SUPPORT SERVICES                                      | \$0.00              | \$0.00                      | \$0.00                  |
| <b>3000 OPERATION OF NON-INSTRUCTION SERVICES:</b>          |                     |                             |                         |
| <b>3100 CHILD NUTRITION PROGRAMS OPERATIONS</b>             |                     |                             |                         |
| 3110 Supervision of Child Nutrition Programs Operations     | \$159,399.59        | \$0.00                      | \$159,399.59            |
| 3120 Food Preparation & Dispensing Services                 | \$0.00              | \$0.00                      | \$0.00                  |
| 3130 Food and Supplies Delivery Services                    | \$0.00              | \$0.00                      | \$0.00                  |
| 3140 Other Direct/Related Child Nutrition Programs Services | \$0.00              | \$0.00                      | \$0.00                  |
| 3150 Food Procurement Services                              | \$0.00              | \$0.00                      | \$0.00                  |
| 3160 Non-Reimbursable Services                              | \$0.00              | \$0.00                      | \$0.00                  |
| 3180 Nutrition Education & Staff Development                | \$0.00              | \$0.00                      | \$0.00                  |
| 3190 Other Child Nutrition Programs Operations              | \$0.00              | \$0.00                      | \$0.00                  |
| <b>TOTAL CHILD NUTRITION PROGRAMS OPERATIONS</b>            | <b>\$159,399.59</b> | <b>\$0.00</b>               | <b>\$159,399.59</b>     |
| 3200 Other Enterprise Service Operations                    | \$0.00              | \$0.00                      | \$0.00                  |
| 3300 Community Services Operations                          | \$0.00              | \$0.00                      | \$0.00                  |
| <b>TOTAL OPERATION OF NON-INSTRUCTION SERVICES</b>          | <b>\$159,399.59</b> | <b>\$0.00</b>               | <b>\$159,399.59</b>     |
| <b>4000 FACILITIES ACQUISITION &amp; CONSTRUCTION SERV:</b> |                     |                             |                         |
| 4100 Supv. of Facilities Acquisition and Construction       | \$0.00              | \$0.00                      | \$0.00                  |
| 4200 Site Acquisition Services                              | \$0.00              | \$0.00                      | \$0.00                  |
| 4300 Site Improvement Services                              | \$0.00              | \$0.00                      | \$0.00                  |
| 4400 Architecture and Engineering Services                  | \$0.00              | \$0.00                      | \$0.00                  |
| 4500 Educational Specifications Development Services        | \$0.00              | \$0.00                      | \$0.00                  |
| 4600 Building Acquisition and Construction Services         | \$0.00              | \$0.00                      | \$0.00                  |
| 4700 Building Improvement Services                          | \$0.00              | \$0.00                      | \$0.00                  |
| 4900 Other Facilities Acquisition and Const. Services       | \$0.00              | \$0.00                      | \$0.00                  |
| <b>TOTAL FACILITIES ACQUISITION &amp; CONST. SERVICES</b>   | <b>\$0.00</b>       | <b>\$0.00</b>               | <b>\$0.00</b>           |
| <b>5000 OTHER OUTLAYS:</b>                                  |                     |                             |                         |
| 5100 Debt Service   | \$0.00              | \$0.00                      | \$0.00                  |
| 5200 Reimbursement(Child Nutrition Fund)                    | \$0.00              | \$0.00                      | \$0.00                  |
| 5300 Clearing Account                                       | \$0.00              | \$0.00                      | \$0.00                  |
| 5400 Indirect Cost Entitlement                              | \$0.00              | \$0.00                      | \$0.00                  |
| 5500 Private Nonprofit Schools                              | \$0.00              | \$0.00                      | \$0.00                  |
| 5600 Correcting Entry                                       | \$100.00            | \$0.00                      | \$100.00                |
| <b>TOTAL OTHER OUTLAYS</b>                                  | <b>\$100.00</b>     | <b>\$0.00</b>               | <b>\$100.00</b>         |
| <b>7000 OTHER USES:</b>                                     | \$0.00              | \$0.00                      | \$0.00                  |
| TOTAL OTHER USES  | \$0.00              | \$0.00                      | \$0.00                  |
| <b>8000 REPAYMENTS:</b>                                     | \$0.00              | \$0.00                      | \$0.00                  |
| TOTAL REPAYMENTS  | \$0.00              | \$0.00                      | \$0.00                  |
| <b>TOTAL CHILD NUTRITION FUND 2019-20 FISCAL YEAR</b>       | <b>\$159,499.59</b> | <b>\$0.00</b>               | <b>\$159,499.59</b>     |

CHILD NUTRITION FUND ACCOUNTS COVERING THE PERIOD JULY 1, 2019 TO JUNE 30, 2020  
ESTIMATE OF NEEDS FOR 2020-2021

EXHIBIT 'D'

| Schedule 8: Report of Current Year Expenditures (Continued) |                     |               |  |   |
|---|---------------------|---------------|--|---|
| FISCAL YEAR ENDING JUNE 30, 2020                            |                     |               |  |   |
| APPROPRIATED ACCOUNTS                                       | WARRANTS<br>ISSUED  | RESERVES      | LAPSED<br>BALANCE<br>KNOWN TO BE<br>UNENCUMBERED | 2019-2020<br>EXPENDITURES<br>FOR CURRENT<br>EXPENSE<br>PURPOSES |
| <b>1000 INSTRUCTION:</b>                                    | \$0.00              | \$0.00        | \$0.00   | \$0.00  |
| TOTAL INSTRUCTION   | \$0.00              | \$0.00        | \$0.00   | \$0.00  |
| <b>2000 SUPPORT SERVICES:</b>                               | \$0.00              | \$0.00        | \$0.00   | \$0.00  |
| TOTAL SUPPORT SERVICES                                      | \$0.00              | \$0.00        | \$0.00   | \$0.00  |
| <b>3000 OPERATION OF NON-INSTRUCTION SERVICES:</b>          |                     |               |  |   |
| <b>3100 CHILD NUTRITION PROGRAMS OPERATIONS</b>             |                     |               |  |   |
| 3110 Supervision of Child Nutrition Programs Operations     | \$45.50             | \$0.00        | \$159,354.09                                     | \$45.50   |
| 3120 Food Preparation & Dispensing Services                 | \$0.00              | \$0.00        | \$0.00   | \$0.00  |
| 3130 Food and Supplies Delivery Services                    | \$0.00              | \$0.00        | \$0.00   | \$0.00  |
| 3140 Other Direct/Related Child Nutrition Programs Services | \$11,253.50         | \$0.00        | -\$11,253.50                                     | \$11,253.50   |
| 3150 Food Procurement Services                              | \$101,234.99        | \$0.00        | -\$101,234.99                                    | \$101,234.99  |
| 3160 Non-Reimbursable Services                              | \$0.00              | \$0.00        | \$0.00   | \$0.00  |
| 3180 Nutrition Education & Staff Development                | \$0.00              | \$0.00        | \$0.00   | \$0.00  |
| 3190 Other Child Nutrition Programs Operations              | \$2,240.63          | \$0.00        | -\$2,240.63                                      | \$2,240.63  |
| TOTAL CHILD NUTRITION PROGRAMS OPERATIONS                   | \$114,774.62        | \$0.00        | \$44,624.97                                      | \$114,774.62  |
| 3200 Other Enterprise Service Operations                    | \$0.00              | \$0.00        | \$0.00   | \$0.00  |
| 3300 Community Services Operations                          | \$0.00              | \$0.00        | \$0.00   | \$0.00  |
| TOTAL OPERATION OF NON-INSTRUCTION SERVICES                 | \$114,774.62        | \$0.00        | \$44,624.97                                      | \$114,774.62  |
| <b>4000 FACILITIES ACQUISITION &amp; CONSTRUCTION SERV:</b> |                     |               |  |   |
| 4100 Supv. of Facilities Acquisition and Construction       | \$0.00              | \$0.00        | \$0.00   | \$0.00  |
| 4200 Site Acquisition Services                              | \$0.00              | \$0.00        | \$0.00   | \$0.00  |
| 4300 Site Improvement Services                              | \$0.00              | \$0.00        | \$0.00   | \$0.00  |
| 4400 Architecture and Engineering Services                  | \$0.00              | \$0.00        | \$0.00   | \$0.00  |
| 4500 Educational Specifications Development Services        | \$0.00              | \$0.00        | \$0.00   | \$0.00  |
| 4600 Building Acquisition and Construction Services         | \$0.00              | \$0.00        | \$0.00   | \$0.00  |
| 4700 Building Improvement Services                          | \$0.00              | \$0.00        | \$0.00   | \$0.00  |
| 4900 Other Facilities Acquisition and Const. Services       | \$0.00              | \$0.00        | \$0.00   | \$0.00  |
| TOTAL FACILITIES ACQUISITION & CONST. SERVICES              | \$0.00              | \$0.00        | \$0.00   | \$0.00  |
| <b>5000 OTHER OUTLAYS:</b>                                  |                     |               |  |   |
| 5100 Debt Service   | \$0.00              | \$0.00        | \$0.00   | \$0.00  |
| 5200 Reimbursement(Child Nutrition Fund)                    | \$0.00              | \$0.00        | \$0.00   | \$0.00  |
| 5300 Clearing Account                                       | \$0.00              | \$0.00        | \$0.00   | \$0.00  |
| 5400 Indirect Cost Entitlement                              | \$0.00              | \$0.00        | \$0.00   | \$0.00  |
| 5500 Private Nonprofit Schools                              | \$0.00              | \$0.00        | \$0.00   | \$0.00  |
| 5600 Correcting Entry                                       | \$0.00              | \$0.00        | \$100.00   | \$0.00  |
| TOTAL OTHER OUTLAYS   | \$0.00              | \$0.00        | \$100.00   | \$0.00  |
| <b>7000 OTHER USES:</b>                                     | \$0.00              | \$0.00        | \$0.00   | \$0.00  |
| TOTAL OTHER USES  | \$0.00              | \$0.00        | \$0.00   | \$0.00  |
| <b>8000 REPAYMENTS:</b>                                     | \$0.00              | \$0.00        | \$0.00   | \$0.00  |
| TOTAL REPAYMENTS  | \$0.00              | \$0.00        | \$0.00   | \$0.00  |
| <b>TOTAL CHILD NUTRITION FUND 2019-20 FISCAL YEA</b>        | <b>\$114,774.62</b> | <b>\$0.00</b> | <b>\$44,724.97</b>                               | <b>\$114,774.62</b>   |

| ESTIMATE OF NEEDS FOR THE FISCAL YEAR 2020-21                                   |  | Estimate of<br>Needs by<br>Governing Board | Approved by<br>County<br>Excise Board |
|---|--|--|---------------------------------------|
| <b>PURPOSE:</b>   |  |  |                                       |
| Current Expense   |  | \$177,493.71                               | \$177,493.71                          |
| Pro rata share of County Assessor's Budget as determined by County Excise Board |  | \$0.00                                     | \$0.00                                |
| <b>GRAND TOTAL - Home School</b>  |  | <b>\$177,493.71</b>                        | <b>\$177,493.71</b>                   |



## CERTIFICATE OF EXCISE BOARD

State of Oklahoma, County of Pittsburg

We, do further certify that we have examined the statement of estimated needs for the current fiscal year ending June 30, 2020, as certified by the Board of Education of Kiowa Public Schools, District Number I-14 of said County and State, and its financial statement for the preceding year, and in so doing we have diligently performed the duties imposed upon this Excise Board by 68 O. S. 2001 Section 3007, by (1) ascertaining that the financial statements, as to the statistics therein contained, reflect the true fiscal condition at the close of the fiscal year, or caused the same to be corrected so to show; (2) struck from the estimate of needs so submitted any items not authorized by law and reduced to the sum authorized by law any items restricted by statute as to the amount lawfully expendable therefor; (3) supplemented such estimate, after appropriate action, by an estimate of needs prepared by this Excise Board to make provision for mandatory functions based upon statistics authoritatively submitted; (4) computed the total means available to each fund in the manner provided, applying the Governing Board's estimate of revenue to be derived from surplus tax of the immediately preceding year and from sources other than ad valorem tax, or reduced such estimate to not less than the lawfully authorized ratio of the several sums realized from such sources during the preceding fiscal year or to such lesser sum as may reasonably be anticipated under altered law or circumstance and using for such determination the basic collections of the preceding year and the ratios on which distribution or apportionment must be made during the ensuing or current year.

To the several and specific purposes of the estimated needs as certified, we have and do hereby appropriate the surplus balances of cash on hand of the prior year, estimates of income from sources other than ad valorem taxation within the limitation fixed by law, and the proceeds of ad valorem tax levy within the number of mills authorized, either by apportionment by the Legislature, allocation by the excise board or by legal election, all of which appropriations are made in so far as the available surpluses, revenues, and levies will permit, except in that we have also provided that, after deducting items consisting of cash and the revenue from all sources other than the 2020 tax and the proceeds of the 2020 tax levy are in excess of the residue of such appropriations, by a sum included for delinquent tax, computed at 10.0% of such residue. And provided further, if said School District has been ascertained to be a well defined State Aid District, the local budget, as approved and appropriated for, has been applied wholly to its operating accounts.

We further certify that the amount required to be raised from tax, excluding Homesteads, for General Revenue Fund purposes as approved, requires a total ad valorem tax levy of 35.000 Mills. Said levy is within the statutory limit, and if in excess, is within the constitutional limit and has been authorized by a vote of the people of said district, as shown by certificate of the School Board to-wit:

To this District, with valuations shown below, the Excise Board allocated 5.000 Mills, plus 15.000 Mills authorized by the Constitution, plus an emergency levy of 5.000 Mills; plus local support levy of 10.000 Mills; for a total levy for the General Fund of 35.000 Mills.

We further certify that the amount required to be raised for building fund purposes as approved requires a tax levy of 5.000 Mills, and said levy has been certified as authorized by a vote of the people at an election held for that purpose. We further certify that Assessed Values used in computing Mill-vote levies have been applied as certified by the County Assessor.

We further certify that we have examined the within statements of account and estimated needs or requirements of the Governing Board of Kiowa Public Schools, School District No. I-14 of said County and State, in relation to the Sinking Fund or Funds thereof, and after finding the same correct or having caused the same to be corrected pursuant to 68 O. S. 2001 Section 3009, have approved the requirements therefor to fulfill the conditions of Section 26 and 28 of Article 10, Oklahoma Constitution, and have made and certified a tax levy therefor to the extent of the excess of said total requirements over the total of items 2, 3, 6, and 12 of Exhibit Y and any other legal deduction, including a reserve of 10.0% for delinquent taxes.

CERTIFICATE OF EXCISE BOARD  
ESTIMATE OF NEEDS FOR 2020-2021

| EXHIBIT "Y"   |                 |               |            |                      |                                    |
|---|-----------------|---------------|------------|----------------------|------------------------------------|
| County Excise Board's Appropriation of Income and Revenue | General Fund    | Building Fund | Co-op Fund | Child Nutrition Fund | New Sinking Fund (Exc. Homesteads) |
| Appropriation Approved and Provision Made                 | \$ 5,858,704.27 | \$ 952,818.44 | \$ 0.00    | \$ 177,493.71        | \$ 0.00                            |
| Appropriation of Revenues:                                |                 |               |            |                      |                                    |
| Excess of Assets Over Liabilities                         | \$ 2,376,616.40 | \$ 600,423.36 | \$ 0.00    | \$ 63,979.99         | \$ 0.00                            |
| Unclaimed Protest Tax Refunds                             | \$ 0.00         | \$ 0.00       | \$ 0.00    | \$ 0.00              | \$ 0.00                            |
| Miscellaneous Estimated Revenues                          | \$ 1,013,645.14 | \$ 0.00       | \$ 0.00    | \$ 113,513.72        | None                               |
| Est. Value of Surplus Tax in Process                      | \$ 0.00         | \$ 0.00       | \$ 0.00    | \$ 0.00              | None                               |
| Sinking Fund Contributions                                | \$ 0.00         | \$ 0.00       | \$ 0.00    | \$ 0.00              | \$ 0.00                            |
| Surplus Building Fund Cash                                | \$ 0.00         | \$ 0.00       | \$ 0.00    | \$ 0.00              | \$ 0.00                            |
| Total Other Than 2020 Tax                                 | \$ 3,390,261.54 | \$ 600,423.36 | \$ 0.00    | \$ 177,493.71        | \$ 0.00                            |
| Balance Required  | \$ 2,468,442.73 | \$ 352,395.08 | \$ 0.00    | \$ 0.00              | \$ 0.00                            |
| Add Allowance for Delinquency                             | \$ 246,844.27   | \$ 35,239.51  | \$ 0.00    | \$ 0.00              | \$ 0.00                            |
| Total Required for 2020 Tax                               | \$ 2,715,287.00 | \$ 387,634.59 | \$ 0.00    | \$ 0.00              | \$ 0.00                            |
| Rate of Levy Required and Certified                       | -----           | -----         | -----      | -----                | 0.00 Mills                         |

We further certify that the net assessed valuation of the Property, subject to ad valorem taxes, after the amount of all Homestead Exemptions have been deducted in the said School District as finally equalized and certified by the Board of Equalization for the current year 2020-2021 is as follows:

| VALUATION AND LEVIES EXCLUDING HOMESTEADS |           |              |               |                |               |
|---|-----------|--------------|---------------|----------------|---------------|
| County                                    |           | Real         | Personal      | Public Service | Total         |
| This County                               | Pittsburg | \$ 5,434,002 | \$ 55,938,581 | \$ 3,375,468   | \$ 64,748,051 |
| Joint County                              | Atoka     | \$ 1,946,275 | \$ 2,048,958  | \$ 5,759,140   | \$ 9,754,373  |
| Joint County                              |           | \$ 0         | \$ 0          | \$ 0           | \$ 0          |
| Joint County                              |           | \$ 0         | \$ 0          | \$ 0           | \$ 0          |
| Joint County                              |           | \$ 0         | \$ 0          | \$ 0           | \$ 0          |
| Joint County                              |           | \$ 0         | \$ 0          | \$ 0           | \$ 0          |
| Joint County                              |           | \$ 0         | \$ 0          | \$ 0           | \$ 0          |
| Joint County                              |           | \$ 0         | \$ 0          | \$ 0           | \$ 0          |
| Joint County                              |           | \$ 0         | \$ 0          | \$ 0           | \$ 0          |
| Joint County                              |           | \$ 0         | \$ 0          | \$ 0           | \$ 0          |
| Joint County                              |           | \$ 0         | \$ 0          | \$ 0           | \$ 0          |
| Joint County                              |           | \$ 0         | \$ 0          | \$ 0           | \$ 0          |
| Joint County                              |           | \$ 0         | \$ 0          | \$ 0           | \$ 0          |
| Joint County                              |           | \$ 0         | \$ 0          | \$ 0           | \$ 0          |
| Total Valuations, All Counties            |           | \$ 7,380,277 | \$ 57,987,539 | \$ 9,134,608   | \$ 74,502,424 |

The assessed valuations herein certified have been used in computing the rates of mill levies and the proceeds thereof appropriated as aforesaid; and that having ascertained as aforesaid, the aggregate amount to be raised by ad valorem taxation, be raised by ad valorem taxation, we thereupon made the above levies therefor as provided by law as follows:

CERTIFICATE OF EXCISE BOARD  
ESTIMATE OF NEEDS FOR 2020-2021

| EXHIBIT "Y" Continued:         |           | Primary County And All Joint Counties     |               |                 |                             |            |
|--------------------------------|-----------|---|---------------|-----------------|-----------------------------|------------|
| Levies Required and Certified: |           | Valuation And Levies Excluding Homesteads |               |                 | Total Required For 2020 Tax |            |
| County                         |           | General Fund                              | Building Fund | Total Valuation | General                     | Building   |
| This County                    | Pittsburg | ✓ 36.57 Mills                             | ✓ 5.22 Mills  | \$ 64,748,051   | \$ 2,367,836                | \$ 337,985 |
| Joint Co.                      | Atoka     | ✓ 55.62 Mills                             | ✓ 5.09 Mills  | \$ 9,754,373    | \$ 347,451                  | \$ 49,650  |
| Joint Co.                      |           | 0.00 Mills                                | 0.00 Mills    | \$ 0            | \$ 0                        | \$ 0       |
| Joint Co.                      |           | 0.00 Mills                                | 0.00 Mills    | \$ 0            | \$ 0                        | \$ 0       |
| Joint Co.                      |           | 0.00 Mills                                | 0.00 Mills    | \$ 0            | \$ 0                        | \$ 0       |
| Joint Co.                      |           | 0.00 Mills                                | 0.00 Mills    | \$ 0            | \$ 0                        | \$ 0       |
| Joint Co.                      |           | 0.00 Mills                                | 0.00 Mills    | \$ 0            | \$ 0                        | \$ 0       |
| Joint Co.                      |           | 0.00 Mills                                | 0.00 Mills    | \$ 0            | \$ 0                        | \$ 0       |
| Joint Co.                      |           | 0.00 Mills                                | 0.00 Mills    | \$ 0            | \$ 0                        | \$ 0       |
| Joint Co.                      |           | 0.00 Mills                                | 0.00 Mills    | \$ 0            | \$ 0                        | \$ 0       |
| Joint Co.                      |           | 0.00 Mills                                | 0.00 Mills    | \$ 0            | \$ 0                        | \$ 0       |
| Joint Co.                      |           | 0.00 Mills                                | 0.00 Mills    | \$ 0            | \$ 0                        | \$ 0       |
| Joint Co.                      |           | 0.00 Mills                                | 0.00 Mills    | \$ 0            | \$ 0                        | \$ 0       |
| Totals                         |           |   |               | \$ 74,502,424   | \$ 2,715,287                | \$ 387,635 |

Sinking Fund: 0.00 Mills

We do hereby order the above levies to be certified forthwith by the Secretary of this Board to the County Assessor of said County, in order that the County Assessor may immediately extend said levies upon the Tax Rolls for the year 2020 without regard to any protest that may be filed against any levies, as required by 68 O. S. 2001, Section 2869.

Signed at McAlester, Oklahoma, this 21st day of September, 2020

James Shugart  
Excise Board Member

Boyd Cable  
Excise Board Member

Hope Trammell  
Excise Board Chairman

Hope Trammell  
Excise Board Secretary



Joint School District Levy Certification for Kiowa Public Schools I-14

Career Tech District Number 7 :

General Fund

Pittsburg

10.33

Atoka

10.31

Building Fund

2.07

2.06

State of Oklahoma )  
 ) ss  
County of Pittsburg )

I, Hope Trammell, Pittsburg County Clerk, do hereby certify that the above levies are true and correct for the taxable year 2020.

Witness my hand and seal, on October 15, 2020.

Hope Trammell  
Pittsburg County Clerk





ALL FUND ACCOUNTS COVERING THE PERIOD JULY 1, 2019 TO JUNE 30, 2020  
STATISTICAL DATA FOR 2020-2021

EXHIBIT "Z"

Schedule 1: SUMMARY RECAPITULATION OF SCHOOL COSTS FOR THE FISCAL YEAR ENDING JUNE 30, 2020, AND  
APPORTIONMENT THEREOF

| CLASSIFICATION   | ACCUMULATION OF EXPENDITURES AND UNLIQUIDATED COMMITMENTS<br>TO DETERMINE PER CAPITA COSTS |                            |                  |                 |                             |                             |
|--|--|----------------------------|------------------|-----------------|-----------------------------|-----------------------------|
| Expenditures and Reserves  | GENERAL<br>REVENUE<br>FUND   | CHILD<br>NUTRITION<br>FUND | BUILDING<br>FUND | SINKING<br>FUND | SPECIAL<br>REVENUE<br>FUNDS | CAPITAL<br>PROJECT<br>FUNDS |
| Current Exp. - Educational   | \$ 3,672,232.43  | \$ 114,774.62              | \$ 81,043.55     | \$ 0.00         | \$ 0.00                     | \$ 0.00                     |
| Current Exp. - Transportation  | \$ 245,677.06  | \$ 0.00                    | \$ 0.00          | \$ 0.00         | \$ 0.00                     | \$ 0.00                     |
| Current Res. - Educational   | \$ 0.00  | \$ 0.00                    | \$ 0.00          | \$ 0.00         | \$ 0.00                     | \$ 0.00                     |
| Current Res. - Transportation  | \$ 0.00  | \$ 0.00                    | \$ 0.00          | \$ 0.00         | \$ 0.00                     | \$ 0.00                     |
| Capital Exp. - Educational   | \$ 326.54  | \$ 0.00                    | \$ 275,298.69    | \$ 0.00         | \$ 0.00                     | \$ 0.00                     |
| Capital Exp. - Transportation  | \$ 0.00  | \$ 0.00                    | \$ 0.00          | \$ 0.00         | \$ 0.00                     | \$ 0.00                     |
| Capital Res. - Educational   | \$ 0.00  | \$ 0.00                    | \$ 0.00          | \$ 0.00         | \$ 0.00                     | \$ 0.00                     |
| Capital Res. - Transportation  | \$ 0.00  | \$ 0.00                    | \$ 0.00          | \$ 0.00         | \$ 0.00                     | \$ 0.00                     |
| Interest Paid and Reserved   | \$ 0.00  | \$ 0.00                    | \$ 0.00          | \$ 0.00         | \$ 0.00                     | \$ 0.00                     |
| TOTALS   | \$ 3,918,236.03  | \$ 114,774.62              | \$ 356,342.24    | \$ 0.00         | \$ 0.00                     | \$ 0.00                     |
| Enumeration 0.00 Average Daily Attendance 0.00 Average Daily Haul 0.00 |  |                            |                  |                 |                             |                             |

| Expenditures and Reserves             | ENTERPRISE<br>FUNDS | ACTIVITY<br>FUNDS      | EXPENDABLE<br>TRUST<br>FUNDS | NON-<br>EXPENDABLE<br>TRUST<br>FUNDS | INTERNAL<br>SERVICE<br>FUNDS |
|---------------------------------------|---------------------|------------------------|------------------------------|--------------------------------------|------------------------------|
| Current Expenditures - Educational    | \$ 0.00             | \$ 0.00                | \$ 0.00                      | \$ 0.00                              | \$ 0.00                      |
| Current Expenditures - Transportation | \$ 0.00             | \$ 0.00                | \$ 0.00                      | \$ 0.00                              | \$ 0.00                      |
| Current Reserves - Educational        | \$ 0.00             | \$ 0.00                | \$ 0.00                      | \$ 0.00                              | \$ 0.00                      |
| Current Reserves - Transportation     | \$ 0.00             | \$ 0.00                | \$ 0.00                      | \$ 0.00                              | \$ 0.00                      |
| Capital Expenditures - Educational    | \$ 0.00             | \$ 0.00                | \$ 0.00                      | \$ 0.00                              | \$ 0.00                      |
| Capital Expenditures - Transportation | \$ 0.00             | \$ 0.00                | \$ 0.00                      | \$ 0.00                              | \$ 0.00                      |
| Capital Reserves - Educational        | \$ 0.00             | \$ 0.00                | \$ 0.00                      | \$ 0.00                              | \$ 0.00                      |
| Capital Reserves - Transportation     | \$ 0.00             | \$ 0.00                | \$ 0.00                      | \$ 0.00                              | \$ 0.00                      |
| Interest Paid and Reserved            | \$ 0.00             | \$ 0.00                | \$ 0.00                      | \$ 0.00                              | \$ 0.00                      |
| TOTALS                                | \$ 0.00             | \$ 0.00                | \$ 0.00                      | \$ 0.00                              | \$ 0.00                      |
| Per Capita Cost for:                  | Education \$ 0.00   | Transportation \$ 0.00 |                              |                                      |                              |

| Expenditures and Reserves             | TOTAL OF ALL<br>APPLICABLE<br>COSTS<br>2019-2020 | OPERATION<br>COSTS ONLY | TRANSPORTATION<br>COSTS ONLY |
|---------------------------------------|--|-------------------------|------------------------------|
| Current Expenditures - Educational    | \$ 3,868,050.60                                  | \$ 3,868,050.60         | \$ 0.00                      |
| Current Expenditures - Transportation | \$ 245,677.06                                    | \$ 0.00                 | \$ 245,677.06                |
| Current Reserves - Educational        | \$ 0.00  | \$ 0.00                 | \$ 0.00                      |
| Current Reserves - Transportation     | \$ 0.00  | \$ 0.00                 | \$ 0.00                      |
| Capital Expenditures - Educational    | \$ 275,625.23                                    | \$ 275,625.23           | \$ 0.00                      |
| Capital Expenditures - Transportation | \$ 0.00  | \$ 0.00                 | \$ 0.00                      |
| Capital Reserves - Educational        | \$ 0.00  | \$ 0.00                 | \$ 0.00                      |
| Capital Reserves - Transportation     | \$ 0.00  | \$ 0.00                 | \$ 0.00                      |
| Interest Paid and Reserved            | \$ 0.00  | \$ 0.00                 | \$ 0.00                      |
| TOTALS                                | \$ 4,389,352.89                                  | \$ 4,143,675.83         | \$ 245,677.06                |