

**FILED**  
OCT 15 2021  
State Auditor & Inspector.

**FILED**  
PONTOTOC COUNTY

SEP 10 2021

Vocational-Technical School District  
2021-2022 Estimate of Needs  
and

TAMMY BROWN, County Clerk  
By SS Deputy

Financial Statement of the Fiscal Year 2020-2021

Board of Education of Pontotoc Technology Center  
District No. 14  
County of Pontotoc  
State of Oklahoma

Two copies of this Financial Statement and Estimate of Needs should be filed with the County Clerk not later than September 1 for all School Districts. After approval by the Excise Board and the levies are made, both statements should be signed by the Board Members. One complete signed copy must be sent to the State Auditor and Inspector, Suite 106, 4545 N. Lincoln Blvd. Oklahoma City, OK 73105. If publication may not be had by date required for filing, affidavit and proof of publication are required to be attached within five days after date of filing.

The 2021-2022 Estimate of Needs  
and  
Financial Statement of the Fiscal Year 2020-2021

Prepared by: Putnam & Company PLLC

Submitted to the Pontotoc County Excise Board

This 14th Day of September, 2021

School Board Members

Chairman Barry Whitworth

Clerk

Gibson

Treasurer Jayma Newport

Member

L.B. Brown

Member \_\_\_\_\_

Member

Thompson

Member \_\_\_\_\_

Member

\_\_\_\_\_

**RECEIVED**

OCT 15 2021

State Auditor and Inspector 7-Sep-2021

Pontotoc

## State of Oklahoma, County of Pontotoc

To the Excise Board of said County and State, Greetings:

Pursuant to the requirements of 68 O. S. 2001 Section 3002, we submit herewith, for your consideration the within statement of the financial condition of the Board of Education of Pontotoc Technology Center, District No. 14, County of Pontotoc, State of Oklahoma for the fiscal year beginning July 1, 2021, and ending June 30, 2022, together with an itemized statement of the estimated Income and Probable Needs of said School District for the ensuing fiscal year. We have separately prepared, executed and submit Financial Statements for the Fiscal Year so terminated, and Estimate of Requirements for the ensuing Fiscal Year, for such Sinking Fund, if any, as pertains to this District for the Bond, Coupon, and Judgment indebtedness, if any, outstanding and unpaid as of June 30, 2022, and also for the Sinking Fund of any disorganized District whose area or the major portion thereof is now embraced within the boundaries of this District; and this Certificate is as applicable thereto as if fully embodied therein. The same have been prepared in conformity with Statute, in relation to which be it further noted that:

1. We, the undersigned, duly elected, qualified and acting officers of the Board of Education of the aforesaid School District located wholly or in major area in the County and State aforesaid, do hereby certify that, at regular session begun at the time provided by law, we carefully considered the reports submitted by the several officers and employees as required by 68 O. S. 2001 Section 3004, carefully considered the statements and estimate of needs heretofore prepared for the purpose of ascertaining any additional or emergency levy necessary for the ensuing fiscal year and revised, corrected or amended the same to disclose the true fiscal condition as of June 30, 2021, and to provide for the needs of the District for the ensuing fiscal year as now ascertained; and we do hereby certify that the within statement of the financial condition is true and correct, and that the within estimates for all purposes for the ensuing fiscal year are reasonably necessary for the proper conduct of the affairs of said School District, and that the statement of Estimated Income from sources other than ad valorem taxes is not in excess of the lawfully authorized ratio of the actual collections from such sources during the previous fiscal year.
2. We further certify that any cash fund balance reported in our Building Fund is required for immediate or cumulative program of construction unless there be attached within a verified copy of a resolution signed by a majority of the members of this Board to the effect the program of building has been completed or abandoned. If attached, then the Excise Board is directed to apply said Balance to reduce Levies in accordance with 62 O. S. 2001, Section 333.
3. We also certify that a levy of 0.000 Mills over and above the number of mills allocated by the County Excise Board will be reasonably necessary for the proper conduct of the affairs of said school district during the fiscal year 2021-2022.
4. We also certify that, after due and legal notice of an election thereon, an emergency levy of 0.000 Mills, over and above the number of mills provided by Law and allocated by the County Excise Board in addition thereto for school purposes, was authorized at an election held for that purpose on February 09, 2021 by a majority of those voting at said election; the result of said election was:
 

For the Levy 0;	Against the Levy 0;	Majority 0
-----------------	---------------------	------------
5. We also certify that, after due and legal notice of an election thereon, a local incentive levy of 5.000 Mills, in addition to the levies hereinbefore provided, was authorized at an election held for that purpose on February 09, 2021 by a majority vote of the electors who had paid ad valorem tax of the immediately preceding year; the result of said election was:
 

For the Levy 0;	Against the Levy 0;	Majority 0
-----------------	---------------------	------------

6. We also certify that, after due and legal notice of an election thereon, pursuant to Article 10, Section 10, of the Constitution of Oklahoma, an additional levy of 5.000 Mills, was authorized by a majority of the qualified voters of said School District, for the purpose of erecting, remodeling or repairing school buildings, and for purchasing furniture at an election held for that purpose on February 09, 2021, the result whereof was:

For the Levy 0;

Against the Levy 0;

Majority 0

*Gail John*  
Clerk of Board of Education


*Barry Whitworth*  
President of Board of Education

*Jayma Newport*  
Treasurer of Board of Education

Subscribed and sworn to before me this 9 day of September

*Becky A Lillard*  
Notary Public

05/11/24  
My Commission Expires



Affidavit of Publication

State of Oklahoma, County of Pontotoc

I, \_\_\_\_\_, the undersigned duly qualified and acting Clerk of the Board of Education of Pontotoc Technology Center, School District No. 14, County and State aforesaid, being first duly sworn according to law, hereby depose and say:

1. That I complied with 68 O. S. 2001 Section 3002, (both independent and dependent) by having the within Financial Statement and Estimate of Needs which was prepared at the time and in the manner provided by law, published as required by law, in a legally-qualified newspaper of general circulation in the district, there being no legally-qualified newspaper published in the school district, as evidenced by a copy of such published statement and estimate together with proof of publication thereof attached hereto marked Exhibit No. 1 and made a part hereof (strike inapplicable phrases).

2. That I complied with currently effective statutes, by having the Notice of Emergency Levy Election and the call for such Election on the date hereinbefore certified by the Governing Board, the Itemized Statements and the Itemized Estimate of the amount necessary for the ensuing fiscal year requiring such emergency levy for the current expense purposes as prepared by the Board of Education duly published or posted, as the case may be, in full compliance with law for this class of school district, and as provided by law duly made public in the manner and at the time provided by law, for this class of district and in all respects according to law, in relation to said election on such emergency levy as hereinbefore certified by said Governing Board.

3. That I complied with the statute by having published or posted (if required for this class of district) the notice of local incentive levy election, and the call for such election on the date hereinbefore certified by the Board of Education. That the Estimate of Needs as prepared by the Board of Education required such local incentive levy in addition to other tax levies, to fully meet the current expense purposes of the school district for the ensuing year.

4. That in conformity to resolution by said Board of Education, I caused Notice of Building Fund Levy Election under the provisions of Article 10, Section 10, Oklahoma Constitution, and the Call of such Election on the date hereinbefore certified by the Governing Board, together with Itemized Statements and an Estimate of the amount necessary for the ensuing fiscal year requiring such levy for the purpose of erecting, remodeling or repairing school buildings, and for purchasing school furniture, in said District, published or posted to contain such Notice and Call, fixing the number of voting places and particularly describing each and every such place or places, and fixing the day on which such election should be had after the expiration of such notice, duly published or posted as is required by law for this class of district.


*[Handwritten Signature]*

Clerk, Board of Education

Subscribed and sworn to before me this 9 day of September

*Becky A. Lillard*  
Notary Public

05/11/24  
My Commission Expires



*[Handwritten Signature]*  
Secretary and Clerk of Excise Board

Pontotoc County, Oklahoma

NOTICE OF PUBLICATION IN THE DISTRICT COURT PONTOTOC COUNTY

Publication Sheet - Board of Education Financial Statements of the Various Funds for the Fiscal Year Ending June 30, 2021, and Estimate of Needs for Fiscal Year Ending June 30, 2022, of Pontotoc Technology Center School District No. 14, Pontotoc County, Oklahoma

STATEMENT OF FINANCIAL CONDITION AS OF JUNE 30, 2021. Table with columns: GENERAL FUND, BUILDING FUND, CO-OP FUND, NUTRITION FUND. Rows include ASSETS, LIABILITIES AND RESERVES, and CASH FUND BALANCE.

ESTIMATED NEEDS FOR FISCAL YEAR ENDING JUNE 30, 2022. Table with columns: GENERAL FUND, SINKING FUND BALANCE SHEET. Rows include Current Expense, FINANCED, ESTIMATED MISCELLANEOUS REVENUE, and various fund categories.

See Accountant's Compilation Report

Publication Sheet - Board of Education Financial Statements of the Various Funds for the Fiscal Year Ending June 30, 2021, and Estimate of Needs for Fiscal Year Ending June 30, 2022, of Pontotoc Technology Center School District No. 14, Pontotoc County, Oklahoma

Table with columns: SINKING FUND. Rows include 114.1, 114.2, 114.3, 114.4, 114.5, 114.6, 114.7, 114.8, 114.9.

Table with columns: BUILDING FUND, CO-OP FUND, FINANCED. Rows include Current Expense, Total Required, Cash Fund Balance, Estimated Miscellaneous Revenue, Total Deductions, Balance to Raise from Ad Valorem Tax.

CHILD NUTRITION PROGRAMS FUND. Table with columns: Current Expense, FINANCED. Rows include Current Expense, Total Required, Cash Fund Balance, Estimated Miscellaneous Revenue, Total Deductions, Balance.

CERTIFICATE - GOVERNING BOARD

STATE OF OKLAHOMA, COUNTY OF PONTOTOC, ss. We, the undersigned duly elected, qualified and acting officers of the Board of Education of Pontotoc Technology Center, School District No. 14...



Notary Public signature and text: I, Ashley Williams, Notary Public, do hereby certify that at a meeting of the Governing Body of the said District...

Pontotoc Technology Center

Financial Statement

COUNTY OF PONTOTOC STATE OF OKLAHOMA

Maurisa Nelson, of lawful age, being duly sworn and authorized, says she is the General Manager of THE ADA NEWS printed in the City of Ada, Pontotoc County, Oklahoma, a newspaper qualified to publish legal notices, advertisements, and publications as provided in Section 106 of Title 25, Oklahoma statutes 1971, as amended and complies with all other requirements of the laws of Oklahoma with references to legal publications.

That said Notice, a true copy of which is attached hereto, was published in the regular edition of said newspaper during the period and time of publications and not in a supplement, on the following:

Publication Date(s) September 13th, 2021

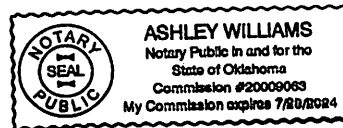
Publication Fee: \$295.85

Handwritten signature of Ashley Williams.

Maurisa Nelson, General Manager Subscribed and sworn to me this 14th day of September, 2021

Handwritten signature of Ashley Williams.

Notary Public



**Putnam & Company, PLLC  
Certified Public Accountants  
169 E. 32<sup>nd</sup> Street  
Edmond, Oklahoma 73013**

**Independent Accountant's Compilation Letter**

Board of Education  
Pontotoc Technology Center

Management is responsible for the accompanying financial statements of Pontotoc Technology Center, as of and for the year ended June 30, 2021, the Estimate of Needs (SA&I Form 2661R06) for the fiscal year ended June 30, 2022, and the related Publication Sheet (SA&I Form 2662R06, Exhibit Z) included in the accompanying prescribed form. We have performed a compilation engagement in accordance with Statements of Standards for Accounting and Review Services promulgated by the Accounting and Review Services Committee of the American Institute of Certified Public Accountants. We did not audit or review the financial statements included in the accompanying prescribed form nor were we required to perform any procedures to verify the accuracy or completeness of the information provided by management. Accordingly, we do not express an opinion, a conclusion, nor provide any form of assurance on these prescribed financial statements.

These financial statements and information included in the accompanying prescribed form are presented in accordance with the requirements prescribed by the Office of the Oklahoma State Auditor and Inspector per 68 O.S. 3003.B and as further defined by rules promulgated by the Oklahoma State Department of Education per 70 O.S. 5-134.I.D., and are not intended to be a complete presentation of the School's assets and liabilities.

This report is intended solely for the information and use of the Oklahoma State Department of Education, the Oklahoma Department of Career and Technology Education, the School District, the County Excise Board, and for filing with the State Auditor and Inspector and is not intended to be and should not be used by anyone other than these specified parties.

*Putnam & Company*

Putnam & Company, PLLC  
Certified Public Accountants

GENERAL FUND ACCOUNTS COVERING THE PERIOD JULY 1, 2020 TO JUNE 30, 2021  
ESTIMATE OF NEEDS FOR 2021-2022

EXHIBIT "A"

Page 6

Schedule 1, Current Balance Sheet - June 30, 2021		Amount
<b>ASSETS:</b>		
Cash Balance June 30, 2021		\$ 2,999,174.32
Investments		\$ 0.00
<b>TOTAL ASSETS</b>		<b>\$ 2,999,174.32</b>
<b>LIABILITIES AND RESERVES:</b>		
Warrants Outstanding		\$ 311,730.75
Reserve for Interest on Warrants		\$ 0.00
Reserves From Schedule 8		\$ 665,127.90
<b>TOTAL LIABILITIES AND RESERVES</b>		<b>\$ 976,858.65</b>
<b>CASH FUND BALANCE JUNE 30, 2021</b>		<b>\$ 2,022,315.67</b>
<b>TOTAL LIABILITIES, RESERVES AND CASH FUND BALANCE</b>		<b>\$ 2,999,174.32</b>

Schedule 2, Revenue and Requirements - 2020-2021		
	Detail	Total
<b>REVENUE:</b>		
Cash Balance June 30, 2020	\$ 1,814,755.59	
Cash Fund Balance Transferred From Prior Years	\$ 353,353.84	
Current Ad Valorem Tax Apportioned	\$ 3,500,016.65	
Miscellaneous Revenue Apportioned	\$ 2,752,133.66	
<b>TOTAL REVENUE</b>		<b>\$ 8,420,259.74</b>
<b>REQUIREMENTS:</b>		
Claims Paid by Warrants Issued & Transfer Fees Apportioned	\$ 5,732,816.17	
Reserves From Schedule 8	\$ 665,127.90	
Interest Paid on Warrants	\$ 0.00	
Bank Fees and Cash Charges	\$ 0.00	
Reserve for Interest on Warrants	\$ 0.00	
<b>TOTAL REQUIREMENTS</b>		<b>\$ 6,397,944.07</b>
<b>ADD: Cash Fund Balance as Per Balance Sheet 6-30-2021</b>		<b>\$ 2,022,315.67</b>
<b>TOTAL REQUIREMENTS AND CASH FUND BALANCE</b>		<b>\$ 8,420,259.74</b>

Schedule 3, Cash Fund Balance Analysis - June 30, 2021		Amount
<b>ADDITIONS:</b>		
Miscellaneous Revenue Collected in Excess of Estimates-Net		\$ 880,281.66
Warrants Estopped, Cancelled or Converted		\$ 0.00
Fiscal Year 2020-21 Lapsed Appropriations		\$ 688,070.49
Fiscal Year 2019-20 Lapsed Appropriations		\$ 109,425.54
Ad Valorem Tax Collections in Excess of Estimates		\$ 100,609.68
Prior Year Ad Valorem Tax		\$ 243,928.30
<b>TOTAL ADDITIONS</b>		<b>\$ 2,022,315.67</b>
<b>DEDUCTIONS:</b>		
Supplemental Appropriations		\$ 0.00
Current Tax in Process of Collection		\$ 0.00
<b>TOTAL DEDUCTIONS</b>		<b>\$ 0.00</b>
<b>Cash Fund Balance as per Balance Sheet 6-30-2021</b>		<b>\$ 2,022,315.67</b>
<b>Composition of Cash Fund Balance</b>		
Cash		\$ 2,022,315.67
<b>Cash Fund Balance as per Balance Sheet 6-30-2021</b>		<b>\$ 2,022,315.67</b>

GENERAL FUND ACCOUNTS COVERING THE PERIOD JULY 1, 2020 TO JUNE 30, 2021  
ESTIMATE OF NEEDS FOR 2021-2022

EXHIBIT "A"

Page 7

SOURCE	2020-21 ACCOUNT	
	AMOUNT ESTIMATED	ACTUALLY COLLECTED
<b>Schedule 4, Miscellaneous Revenue</b>		
<b>1000 DISTRICT SOURCES OF REVENUE:</b>		
1200 Tuition & Fees	\$ 200,000.00	\$ 345,059.79
1300 Earnings on Investments and Bond Sales	\$ 0.00	\$ 5,430.89
1400 Rental, Disposals and Commissions	\$ 0.00	\$ 94,628.26
1500 Reimbursements	\$ 0.00	\$ 205,177.37
1600 Other Local Sources of Revenue	\$ 0.00	\$ 21,104.53
1700 Child Nutrition Programs	\$ 0.00	\$ 0.00
1800 Athletics	\$ 0.00	\$ 0.00
<b>TOTAL</b>	<b>\$ 200,000.00</b>	<b>\$ 671,400.84</b>
<b>2000 INTERMEDIATE SOURCES OF REVENUE:</b>		
<b>TOTAL</b>	<b>\$ 0.00</b>	<b>\$ 0.00</b>
<b>3000 STATE SOURCES OF REVENUE:</b>		
3100 Total Dedicated Revenue	\$ 0.00	\$ 0.00
3200 Total State Aid - General Operations - Non Categorical	\$ 0.00	\$ 0.00
3300 State Aid - Competitive Grants - Categorical	\$ 0.00	\$ 0.00
3400 State - Categorical	\$ 0.00	\$ 0.00
3500 Special Programs	\$ 0.00	\$ 0.00
3600 Other State Sources of Revenue	\$ 0.00	\$ 0.00
3700 Child Nutrition Programs	\$ 0.00	\$ 0.00
3810 Series	\$ 1,423,833.00	\$ 1,423,833.00
3830 Industry Training	\$ 0.00	\$ 59,423.00
3840 Adult Training	\$ 77,359.00	\$ 25,953.49
3860 Other State Vocational Aid	\$ 0.00	\$ 0.00
3870 Series	\$ 0.00	\$ 0.00
3890 Capital Outlay	\$ 149,927.00	\$ 149,758.15
3800 Total State Vocational Programs - Multi Source	\$ 1,651,119.00	\$ 1,658,967.64
<b>TOTAL</b>	<b>\$ 1,651,119.00</b>	<b>\$ 1,658,967.64</b>
<b>4000 Federal Sources of Revenue</b>		
4100 Grants-In-Aid Direct From The Federal Government	\$ 0.00	\$ 0.00
4200 Disadvantaged Students	\$ 0.00	\$ 0.00
4300 Individuals With Disabilities	\$ 0.00	\$ 0.00
4400 No Child Left Behind	\$ 0.00	\$ 0.00
4500 Grants-In-Aid Passed Through Other State/Intermediate Sources	\$ 0.00	\$ 0.00
4600 Other Federal Sources Passed Through State Dept Of Education	\$ 0.00	\$ 180.00
4700 Child Nutrition Programs	\$ 0.00	\$ 0.00
4810 Series	\$ 0.00	\$ 327,072.21
4820 Carl D. Perkins Vocational & Applied Technology Ed. Act.	\$ 20,733.00	\$ 46,235.13
4830 Industry Training	\$ 0.00	\$ 0.00
4840 Adult Training	\$ 0.00	\$ 0.00
4850 Job Training Partnership Act	\$ 0.00	\$ 0.00
4860 Other Federal Vocational Aid	\$ 0.00	\$ 64.00
4870 Series	\$ 0.00	\$ 0.00
4890 Capital Outlay	\$ 0.00	\$ 48,047.67
4800 Total Federal Vocational Education	\$ 20,733.00	\$ 421,419.01
<b>TOTAL</b>	<b>\$ 20,733.00</b>	<b>\$ 421,599.01</b>
<b>5000 NON-REVENUE RECEIPTS:</b>		
5100 Return of Assets	\$ 0.00	\$ 166.17
<b>GRAND TOTAL</b>	<b>\$ 1,871,852.00</b>	<b>\$ 2,752,133.66</b>

S.A. & I. Form 2661R06 Entity: Pontotoc Technology Center 14, Pontotoc

7-Sep-2021



GENERAL FUND ACCOUNTS COVERING THE PERIOD JULY 1, 2020 TO JUNE 30, 2021  
ESTIMATE OF NEEDS FOR 2021-2022

EXHIBIT "A"

Page 8

2020-21 ACCOUNT OVER (UNDER)	BASIS AND LIMIT OF ENSUING ESTIMATE	2021-22 ACCOUNT		
		CHARGEABLE INCOME	ESTIMATED BY GOVERNING BOARD	APPROVED BY EXCISE BOARD
\$ 145,059.79	57.96%	\$ 0.00	200,000.00	200,000.00
\$ 5,430.89	0.00%	\$ 0.00	0.00	0.00
\$ 94,628.26	0.00%	\$ 0.00	0.00	0.00
\$ 205,177.37	0.00%	\$ 0.00	0.00	0.00
\$ 21,104.53	0.00%	\$ 0.00	0.00	0.00
\$ 0.00	0.00%	\$ 0.00	0.00	0.00
\$ 0.00	0.00%	\$ 0.00	0.00	0.00
\$ 471,400.84		\$ 0.00	200,000.00	200,000.00
\$ 0.00		\$ 0.00	0.00	0.00
\$ 0.00	0.00%	\$ 0.00	0.00	0.00
\$ 0.00	0.00%	\$ 0.00	0.00	0.00
\$ 0.00	0.00%	\$ 0.00	0.00	0.00
\$ 0.00	0.00%	\$ 0.00	0.00	0.00
\$ 0.00	0.00%	\$ 0.00	0.00	0.00
\$ 0.00	0.00%	\$ 0.00	0.00	0.00
\$ 0.00	102.07%	\$ 0.00	1,453,249.00	1,453,249.00
\$ 59,423.00	96.13%	\$ 0.00	57,126.00	57,126.00
\$ (51,405.51)	99.30%	\$ 0.00	25,773.00	25,773.00
\$ 0.00	0.00%	\$ 0.00	0.00	0.00
\$ 0.00	0.00%	\$ 0.00	0.00	0.00
\$ (168.85)	0.00%	\$ 0.00	0.00	0.00
\$ 7,848.64	92.60%	\$ 0.00	1,536,148.00	1,536,148.00
\$ 7,848.64		\$ 0.00	1,536,148.00	1,536,148.00
\$ 0.00	0.00%	\$ 0.00	0.00	0.00
\$ 0.00	0.00%	\$ 0.00	0.00	0.00
\$ 0.00	0.00%	\$ 0.00	0.00	0.00
\$ 0.00	0.00%	\$ 0.00	0.00	0.00
\$ 0.00	0.00%	\$ 0.00	0.00	0.00
\$ 180.00	0.00%	\$ 0.00	0.00	0.00
\$ 0.00	0.00%	\$ 0.00	0.00	0.00
\$ 327,072.21	131.95%	\$ 0.00	431,565.48	431,565.48
\$ 25,502.13	48.53%	\$ 0.00	22,440.00	22,440.00
\$ 0.00	0.00%	\$ 0.00	0.00	0.00
\$ 0.00	0.00%	\$ 0.00	0.00	0.00
\$ 0.00	0.00%	\$ 0.00	0.00	0.00
\$ 64.00	0.00%	\$ 0.00	0.00	0.00
\$ 0.00	0.00%	\$ 0.00	0.00	0.00
\$ 48,047.67	190.57%	\$ 0.00	91,562.36	91,562.36
\$ 400,686.01	129.46%	\$ 0.00	545,567.84	545,567.84
\$ 400,866.01		\$ 0.00	545,567.84	545,567.84
\$ 166.17	0.00%	\$ 0.00	0.00	0.00
\$ 880,281.66		\$ 0.00	2,281,715.84	2,281,715.84

S.A. & I. Form 2661R06 Entity: Pontotoc Technology Center 14, Pontotoc

7-Sep-2021

GENERAL FUND ACCOUNTS COVERING THE PERIOD JULY 1, 2020 TO JUNE 30, 2021  
ESTIMATE OF NEEDS FOR 2021-2022

EXHIBIT "A"

Page 9

Schedule 5, Expenditures General Fund Cash Accounts of Current and all Prior Years	
CURRENT AND ALL PRIOR YEARS	2020-21
Cash Balance Reported to Excise Board 6-30-2020	\$ 0.00
Cash Fund Balance Transferred Out	
Cash Fund Balance Transferred In	\$ 1,814,755.59
Adjusted Cash Balance	\$ 1,814,755.59
Ad Valorem Tax Apportioned To Year In Caption	\$ 3,500,016.65
Miscellaneous Revenue (Schedule 4)	\$ 2,752,133.66
Cash Fund Balance Forward From Preceding Year	\$ 353,353.84
Prior Expenditures Recovered	\$ 0.00
<b>TOTAL RECEIPTS</b>	<b>\$ 6,605,504.15</b>
<b>TOTAL RECEIPTS AND BALANCE</b>	<b>\$ 8,420,259.74</b>
Warrants Paid of Year in Caption	\$ 5,421,085.42
Interest Paid Thereon	\$ 0.00
Bank Fees and Cash Charges	\$ 0.00
<b>TOTAL DISBURSEMENTS</b>	<b>\$ 5,421,085.42</b>
<b>CASH BALANCE JUNE 30, 2021</b>	<b>\$ 2,999,174.32</b>
Reserve for Warrants Outstanding	\$ 311,730.75
Reserve for Interest on Warrants	\$ 0.00
Reserves From Schedule 8	\$ 665,127.90
<b>TOTAL LIABILITIES AND RESERVE</b>	<b>\$ 976,858.65</b>
DEFICIT:	\$ 0.00
<b>CASH FUND BALANCE FORWARD TO SUCCEEDING YEAR</b>	<b>\$ 2,022,315.67</b>

Schedule 6, General Fund Warrant Account of Current and All Prior Years	
CURRENT AND ALL PRIOR YEARS	2020-21
Warrants Outstanding 6-30 of Year in Caption	
Warrants Registered During Year	\$ 5,732,816.17
<b>TOTAL</b>	<b>\$ 5,732,816.17</b>
Warrants Paid During Year	\$ 5,421,085.42
Warrants Converted to Bonds or Judgments	\$ 0.00
Warrants Cancelled	\$ 0.00
Warrants estopped by Statute	\$ 0.00
<b>TOTAL WARRANTS RETIRED</b>	<b>\$ 5,421,085.42</b>
<b>BALANCE WARRANTS OUTSTANDING JUNE 30, 2021</b>	<b>\$ 311,730.75</b>

Schedule 7, 2020 Ad Valorem Tax Account			
2020 Net Valuation Certified To County Excise Board	\$ 364,302,695.00	10.240 Mills	Amount
<b>Total Proceeds of Levy as Certified</b>			<b>\$ 3,739,344.21</b>
<b>Additions:</b>			\$ 0.00
<b>Deductions:</b>			\$ 0.00
Gross Balance Tax			\$ 3,739,344.21
Less Reserve for Delinquent Tax			\$ 339,937.24
Reserve for Protests Pending			\$ 0.00
<b>Balance Available Tax</b>			<b>\$ 3,399,406.97</b>
Deduct 2020 Tax Apportioned			\$ 3,500,016.65
Net Balance 2020 Tax in Process of Collection			\$ 0.00
Excess Collections			\$ 100,609.68

GENERAL FUND ACCOUNTS COVERING THE PERIOD JULY 1, 2020 TO JUNE 30, 2021  
ESTIMATE OF NEEDS FOR 2021-2022

EXHIBIT "A"

Page 10

Schedule 5, (Continued)						
2019-20	2018-19	2017-18	2016-17	2015-16	2014-15	TOTAL
\$ 2,586,603.48	\$ 0.00	\$ 0.00	\$ 0.00	\$ 0.00	\$ 0.00	\$ 2,586,603.48
\$ 1,814,755.59	\$ 0.00	\$ 0.00	\$ 0.00	\$ 0.00	\$ 0.00	\$ 1,814,755.59
\$ 0.00	\$ 0.00	\$ 0.00	\$ 0.00	\$ 0.00	\$ 0.00	\$ 1,814,755.59
\$ 771,847.89	\$ 0.00	\$ 0.00	\$ 0.00	\$ 0.00	\$ 0.00	\$ 2,586,603.48
\$ 243,928.30	\$ 0.00	\$ 0.00	\$ 0.00	\$ 0.00	\$ 0.00	\$ 3,743,944.95
\$ 0.00	\$ 0.00	\$ 0.00	\$ 0.00	\$ 0.00	\$ 0.00	\$ 2,752,133.66
\$ 0.00	\$ 0.00	\$ 0.00	\$ 0.00	\$ 0.00	\$ 0.00	\$ 353,353.84
\$ 0.00	\$ 0.00	\$ 0.00	\$ 0.00	\$ 0.00	\$ 0.00	\$ 0.00
\$ 243,928.30	\$ 0.00	\$ 0.00	\$ 0.00	\$ 0.00	\$ 0.00	\$ 6,849,432.45
\$ 1,015,776.19	\$ 0.00	\$ 0.00	\$ 0.00	\$ 0.00	\$ 0.00	\$ 9,436,035.93
\$ 662,422.35	\$ 0.00	\$ 0.00	\$ 0.00	\$ 0.00	\$ 0.00	\$ 6,083,507.77
\$ 0.00	\$ 0.00	\$ 0.00	\$ 0.00	\$ 0.00	\$ 0.00	\$ 0.00
\$ 0.00	\$ 0.00	\$ 0.00	\$ 0.00	\$ 0.00	\$ 0.00	\$ 0.00
\$ 662,422.35	\$ 0.00	\$ 0.00	\$ 0.00	\$ 0.00	\$ 0.00	\$ 6,083,507.77
\$ 353,353.84	\$ 0.00	\$ 0.00	\$ 0.00	\$ 0.00	\$ 0.00	\$ 3,352,528.16
\$ 0.00	\$ 0.00	\$ 0.00	\$ 0.00	\$ 0.00	\$ 0.00	\$ 311,730.75
\$ 0.00	\$ 0.00	\$ 0.00	\$ 0.00	\$ 0.00	\$ 0.00	\$ 0.00
\$ 0.00	\$ 0.00	\$ 0.00	\$ 0.00	\$ 0.00	\$ 0.00	\$ 665,127.90
\$ 0.00	\$ 0.00	\$ 0.00	\$ 0.00	\$ 0.00	\$ 0.00	\$ 976,858.65
\$ 0.00	\$ 0.00	\$ 0.00	\$ 0.00	\$ 0.00	\$ 0.00	\$ 0.00
\$ 353,353.84	\$ 0.00	\$ 0.00	\$ 0.00	\$ 0.00	\$ 0.00	\$ 2,375,669.51

Schedule 6, (Continued)						
2019-20	2018-19	2017-18	2016-17	2015-16	2014-15	TOTAL
\$ 449,770.78	\$ 0.00	\$ 0.00	\$ 0.00	\$ 0.00	\$ 0.00	\$ 449,770.78
\$ 212,651.57	\$ 0.00	\$ 0.00	\$ 0.00	\$ 0.00	\$ 0.00	\$ 5,945,467.74
\$ 662,422.35	\$ 0.00	\$ 0.00	\$ 0.00	\$ 0.00	\$ 0.00	\$ 6,395,238.52
\$ 662,422.35	\$ 0.00	\$ 0.00	\$ 0.00	\$ 0.00	\$ 0.00	\$ 6,083,507.77
\$ 0.00	\$ 0.00	\$ 0.00	\$ 0.00	\$ 0.00	\$ 0.00	\$ 0.00
\$ 0.00	\$ 0.00	\$ 0.00	\$ 0.00	\$ 0.00	\$ 0.00	\$ 0.00
\$ 0.00	\$ 0.00	\$ 0.00	\$ 0.00	\$ 0.00	\$ 0.00	\$ 0.00
\$ 662,422.35	\$ 0.00	\$ 0.00	\$ 0.00	\$ 0.00	\$ 0.00	\$ 6,083,507.77
\$ 0.00	\$ 0.00	\$ 0.00	\$ 0.00	\$ 0.00	\$ 0.00	\$ 311,730.75

Schedule 9, General Fund Investments						
INVESTED IN	Investments On Hand June 30, 2020	Since Purchased	Liquidations		Barred by Court Order	Investments On Hand June 30, 2021
			By Collection Of Cost	Amortized Premium		
Cd's	\$ 0.00	\$ 0.00	\$ 0.00	\$ 0.00	\$ 0.00	\$ 0.00
						\$ 0.00
						\$ 0.00
						\$ 0.00
						\$ 0.00
						\$ 0.00
						\$ 0.00
						\$ 0.00
						\$ 0.00
<b>TOTAL INVEST.</b>						\$ 0.00

S.A. & I. Form 2661R06 Entity: Pontotoc Technology Center 14, Pontotoc

7-Sep-2021

GENERAL FUND ACCOUNTS COVERING THE PERIOD JULY 1, 2020 TO JUNE 30, 2021  
ESTIMATE OF NEEDS FOR 2021-2022

EXHIBIT "A"

Page 11

Schedule 8, Report of Prior Year Expenditures				
APPROPRIATED ACCOUNTS	FISCAL YEAR ENDING JUNE 30, 2020			APPROPRIATIONS
	RESERVES 06-30-2020	WARRANTS SINCE ISSUED	BALANCE LAPSED APPROPRIATIONS	ORIGINAL
<b>1000 INSTRUCTION</b>	\$ 126,353.61	\$ 79,879.48	\$ 46,474.13	\$ 3,150,071.10
<b>2000 SUPPORT SERVICES:</b>				
2100 Support Services - Students	\$ 3,892.78	\$ 3,027.93	\$ 864.85	\$ 158,842.65
2200 Support Services - Instructional Staff	\$ 2,553.81	\$ 2,532.51	\$ 21.30	\$ 582,159.59
2300 Support Services - General Administration	\$ 15,127.50	\$ 12,832.00	\$ 2,295.50	\$ 285,492.29
2400 Support Services - School Administration	\$ 1,720.79	\$ 1,674.99	\$ 45.80	\$ 897,014.87
2500 Support Services - Business	\$ 34,866.35	\$ 25,606.30	\$ 9,260.05	\$ 918,051.12
2600 Operations And Maintenance of Plant Services	\$ 115,436.72	\$ 71,633.78	\$ 43,802.94	\$ 987,328.38
2700 Student Transportation Services	\$ 22,125.55	\$ 15,464.58	\$ 6,660.97	\$ 46,805.21
2800 Support Services - Central	\$ 0.00	\$ 0.00	\$ 0.00	\$ 0.00
2900 Other Support Services	\$ 0.00	\$ 0.00	\$ 0.00	\$ 0.00
<b>TOTAL</b>	<b>\$ 195,723.50</b>	<b>\$ 132,772.09</b>	<b>\$ 62,951.41</b>	<b>\$ 3,875,694.11</b>
<b>3000 OPERATION OF NON-INSTRUCTION SERVICES:</b>				
3100 Child Nutrition Programs Operations	\$ 0.00	\$ 0.00	\$ 0.00	\$ 4,523.99
3200 Other Enterprise Service Operations	\$ 0.00	\$ 0.00	\$ 0.00	\$ 55,525.36
3300 Community Services Operations	\$ 0.00	\$ 0.00	\$ 0.00	\$ 0.00
<b>TOTAL</b>	<b>\$ 0.00</b>	<b>\$ 0.00</b>	<b>\$ 0.00</b>	<b>\$ 60,049.35</b>
<b>4000 FACILITIES ACQUISITION &amp; CONSTRUCTION SERVICES:</b>				
4100 Supv. of Facilities Acquisition and Construction	\$ 0.00	\$ 0.00	\$ 0.00	\$ 0.00
4200 Site Acquisition Services	\$ 0.00	\$ 0.00	\$ 0.00	\$ 0.00
4300 Site Improvement Services	\$ 0.00	\$ 0.00	\$ 0.00	\$ 0.00
4400 Architecture and Engineering Services	\$ 0.00	\$ 0.00	\$ 0.00	\$ 0.00
4500 Educational Specifications Development Services	\$ 0.00	\$ 0.00	\$ 0.00	\$ 0.00
4600 Building Acquisition and Construction Services	\$ 0.00	\$ 0.00	\$ 0.00	\$ 0.00
4700 Building Improvement Services	\$ 0.00	\$ 0.00	\$ 0.00	\$ 0.00
4900 Other Facilities Acquisition and Const. Services	\$ 0.00	\$ 0.00	\$ 0.00	\$ 0.00
<b>TOTAL</b>	<b>\$ 0.00</b>	<b>\$ 0.00</b>	<b>\$ 0.00</b>	<b>\$ 0.00</b>
<b>5000 OTHER OUTLAYS:</b>				
5100 Debt Service	\$ 0.00	\$ 0.00	\$ 0.00	\$ 0.00
5200 Reimbursement (Child Nutrition Fund)	\$ 0.00	\$ 0.00	\$ 0.00	\$ 200.00
5300 Clearing Account	\$ 0.00	\$ 0.00	\$ 0.00	\$ 0.00
5400 Indirect Cost Entitlement	\$ 0.00	\$ 0.00	\$ 0.00	\$ 0.00
5500 Private Nonprofit Schools	\$ 0.00	\$ 0.00	\$ 0.00	\$ 0.00
5600 Correcting Entry	\$ 0.00	\$ 0.00	\$ 0.00	\$ 0.00
<b>TOTAL</b>	<b>\$ 0.00</b>	<b>\$ 0.00</b>	<b>\$ 0.00</b>	<b>\$ 200.00</b>
<b>7000 OTHER USES</b>	<b>\$ 0.00</b>	<b>\$ 0.00</b>	<b>\$ 0.00</b>	<b>\$ 0.00</b>
<b>8000 REPAYMENTS</b>	<b>\$ 0.00</b>	<b>\$ 0.00</b>	<b>\$ 0.00</b>	<b>\$ 0.00</b>
<b>TOTAL GENERAL FUND</b>	<b>\$ 322,077.11</b>	<b>\$ 212,651.57</b>	<b>\$ 109,425.54</b>	<b>\$ 7,086,014.56</b>
Bank Fees and Cash Charges	\$ 0.00	\$ 0.00	\$ 0.00	\$ 0.00
Provision for Interest on Warrants	\$ 0.00	\$ 0.00	\$ 0.00	\$ 0.00
<b>GRAND TOTAL</b>	<b>\$ 322,077.11</b>	<b>\$ 212,651.57</b>	<b>\$ 109,425.54</b>	<b>\$ 7,086,014.56</b>

ESTIMATE OF NEEDS FOR THE FISCAL YEAR 2021-2022	
<b>PURPOSE:</b>	
Current Expense	
Interest	
Pro rata share of County Assessor's Budget as determined by County Excise Board	
<b>GRAND TOTAL - Home School</b>	

S.A. & I. Form 2661R06 Entity: Pontotoc Technology Center 14, Pontotoc

7-Sep-2021

GENERAL FUND ACCOUNTS COVERING THE PERIOD JULY 1, 2020 TO JUNE 30, 2021  
ESTIMATE OF NEEDS FOR 2021-2022

EXHIBIT "A"

Page 12

FISCAL YEAR ENDING JUNE 30, 2021						FISCAL YEAR 2020-2021
APPROPRIATIONS		NET AMOUNT	WARRANTS ISSUED	RESERVES	LAPSED BALANCE KNOWN TO BE UNENCUMBERED	EXPENDITURES FOR CURRENT EXPENSE PURPOSES
SUPPLEMENTAL ADJUSTMENTS						
ADDED	CANCELLED					
\$ 0.00	\$ 0.00	\$ 3,150,071.10	\$ 2,623,031.93	\$ 250,467.23	\$ 276,571.94	\$ 2,873,499.16
\$ 0.00	\$ 0.00	\$ 158,842.65	\$ 149,611.08	\$ 2,075.98	\$ 7,155.59	\$ 151,687.06
\$ 0.00	\$ 0.00	\$ 582,159.59	\$ 429,964.17	\$ 7,041.18	\$ 145,154.24	\$ 437,005.35
\$ 0.00	\$ 0.00	\$ 285,492.29	\$ 263,276.69	\$ 17,352.00	\$ 4,863.60	\$ 280,628.69
\$ 0.00	\$ 0.00	\$ 897,014.87	\$ 813,230.56	\$ 89.98	\$ 83,694.33	\$ 813,320.54
\$ 0.00	\$ 0.00	\$ 918,051.12	\$ 685,928.26	\$ 95,728.23	\$ 136,394.63	\$ 781,656.49
\$ 0.00	\$ 0.00	\$ 987,328.38	\$ 680,823.71	\$ 284,006.93	\$ 22,497.74	\$ 964,830.64
\$ 0.00	\$ 0.00	\$ 46,805.21	\$ 28,512.43	\$ 8,366.37	\$ 9,926.41	\$ 36,878.80
\$ 0.00	\$ 0.00	\$ 0.00	\$ 0.00	\$ 0.00	\$ 0.00	\$ 0.00
\$ 0.00	\$ 0.00	\$ 0.00	\$ 0.00	\$ 0.00	\$ 0.00	\$ 0.00
\$ 0.00	\$ 0.00	\$ 3,875,694.11	\$ 3,051,346.90	\$ 414,660.67	\$ 409,686.54	\$ 3,466,007.57
\$ 0.00	\$ 0.00	\$ 4,523.99	\$ 4,523.99	\$ 0.00	\$ 0.00	\$ 4,523.99
\$ 0.00	\$ 0.00	\$ 55,525.36	\$ 53,713.35	\$ 0.00	\$ 1,812.01	\$ 53,713.35
\$ 0.00	\$ 0.00	\$ 0.00	\$ 0.00	\$ 0.00	\$ 0.00	\$ 0.00
\$ 0.00	\$ 0.00	\$ 60,049.35	\$ 58,237.34	\$ 0.00	\$ 1,812.01	\$ 58,237.34
\$ 0.00	\$ 0.00	\$ 0.00	\$ 0.00	\$ 0.00	\$ 0.00	\$ 0.00
\$ 0.00	\$ 0.00	\$ 0.00	\$ 0.00	\$ 0.00	\$ 0.00	\$ 0.00
\$ 0.00	\$ 0.00	\$ 0.00	\$ 0.00	\$ 0.00	\$ 0.00	\$ 0.00
\$ 0.00	\$ 0.00	\$ 0.00	\$ 0.00	\$ 0.00	\$ 0.00	\$ 0.00
\$ 0.00	\$ 0.00	\$ 0.00	\$ 0.00	\$ 0.00	\$ 0.00	\$ 0.00
\$ 0.00	\$ 0.00	\$ 0.00	\$ 0.00	\$ 0.00	\$ 0.00	\$ 0.00
\$ 0.00	\$ 0.00	\$ 0.00	\$ 0.00	\$ 0.00	\$ 0.00	\$ 0.00
\$ 0.00	\$ 0.00	\$ 0.00	\$ 0.00	\$ 0.00	\$ 0.00	\$ 0.00
\$ 0.00	\$ 0.00	\$ 0.00	\$ 0.00	\$ 0.00	\$ 0.00	\$ 0.00
\$ 0.00	\$ 0.00	\$ 0.00	\$ 0.00	\$ 0.00	\$ 0.00	\$ 0.00
\$ 0.00	\$ 0.00	\$ 0.00	\$ 0.00	\$ 0.00	\$ 0.00	\$ 0.00
\$ 0.00	\$ 0.00	\$ 0.00	\$ 0.00	\$ 0.00	\$ 0.00	\$ 0.00
\$ 0.00	\$ 0.00	\$ 200.00	\$ 200.00	\$ 0.00	\$ 0.00	\$ 200.00
\$ 0.00	\$ 0.00	\$ 0.00	\$ 0.00	\$ 0.00	\$ 0.00	\$ 0.00
\$ 0.00	\$ 0.00	\$ 0.00	\$ 0.00	\$ 0.00	\$ 0.00	\$ 0.00
\$ 0.00	\$ 0.00	\$ 0.00	\$ 0.00	\$ 0.00	\$ 0.00	\$ 0.00
\$ 0.00	\$ 0.00	\$ 0.00	\$ 0.00	\$ 0.00	\$ 0.00	\$ 0.00
\$ 0.00	\$ 0.00	\$ 0.00	\$ 0.00	\$ 0.00	\$ 0.00	\$ 0.00
\$ 0.00	\$ 0.00	\$ 200.00	\$ 200.00	\$ 0.00	\$ 0.00	\$ 200.00
\$ 0.00	\$ 0.00	\$ 0.00	\$ 0.00	\$ 0.00	\$ 0.00	\$ 0.00
\$ 0.00	\$ 0.00	\$ 0.00	\$ 0.00	\$ 0.00	\$ 0.00	\$ 0.00
\$ 0.00	\$ 0.00	\$ 7,086,014.56	\$ 5,732,816.17	\$ 665,127.90	\$ 688,070.49	\$ 6,397,944.07
\$ 0.00	\$ 0.00	\$ 0.00	\$ 0.00	\$ 0.00	\$ 0.00	\$ 0.00
\$ 0.00	\$ 0.00	\$ 0.00	\$ 0.00	\$ 0.00	\$ 0.00	\$ 0.00
\$ 0.00	\$ 0.00	\$ 7,086,014.56	\$ 5,732,816.17	\$ 665,127.90	\$ 688,070.49	\$ 6,397,944.07

	Estimate of Needs by Governing Board	Approved by County Excise Board
	\$ 7,871,488.07	\$ 7,871,488.07
	\$ 0.00	\$ 0.00
	\$ 0.00	\$ 0.00
	\$ 7,871,488.07	\$ 7,871,488.07

S.A. & I. Form 2661R06 Entity: Pontotoc Technology Center 14, Pontotoc

7-Sep-2021

BUILDING FUND ACCOUNTS COVERING THE PERIOD JULY 1, 2020 TO JUNE 30, 2021  
ESTIMATE OF NEEDS FOR 2021-2022

EXHIBIT "B"

Page 13

Schedule 1, Current Balance Sheet - June 30, 2021	
	Amount
<b>ASSETS:</b>	
Cash Balance June 30, 2021	\$ 4,618,727.52
Investments	\$ 0.00
<b>TOTAL ASSETS</b>	<b>\$ 4,618,727.52</b>
<b>LIABILITIES AND RESERVES:</b>	
Warrants Outstanding	\$ 161,398.23
Reserve for Interest on Warrants	\$ 0.00
Reserves From Schedule 8	\$ 849,789.96
<b>TOTAL LIABILITIES AND RESERVES</b>	<b>\$ 1,011,188.19</b>
<b>CASH FUND BALANCE JUNE 30, 2021</b>	<b>\$ 3,607,539.33</b>
<b>TOTAL LIABILITIES, RESERVES AND CASH FUND BALANCE</b>	<b>\$ 4,618,727.52</b>

Schedule 2, Revenue and Requirements - 2020-2021		
	Detail	Total
<b>REVENUE:</b>		
Cash Balance June 30, 2020	\$ 3,563,316.82	
Cash Fund Balance Transferred From Prior Years	\$ 190,698.62	
Current Ad Valorem Tax Apportioned	\$ 1,706,172.36	
Miscellaneous Revenue Apportioned	\$ 370,992.83	
<b>TOTAL REVENUE</b>		<b>\$ 5,831,180.63</b>
<b>REQUIREMENTS:</b>		
Claims Paid by Warrants Issued & Transfer Fees Apportioned	\$ 1,373,851.34	
Reserves From Schedule 8	\$ 849,789.96	
Interest Paid on Warrants	\$ 0.00	
Bank Fees and Cash Charges	\$ 0.00	
Reserve for Interest on Warrants	\$ 0.00	
<b>TOTAL REQUIREMENTS</b>		<b>\$ 2,223,641.30</b>
<b>ADD: Cash Fund Balance as Per Balance Sheet 6-30-2021</b>		<b>\$ 3,607,539.33</b>
<b>TOTAL REQUIREMENTS AND CASH FUND BALANCE</b>		<b>\$ 5,831,180.63</b>

Schedule 3, Cash Fund Balance Analysis - June 30, 2021	
	Amount
<b>ADDITIONS:</b>	
Miscellaneous Revenue Collected in Excess of Estimates-Net	\$ 370,992.83
Warrants Estopped, Cancelled or Converted	\$ 0.00
Fiscal Year 2020-21 Lapsed Appropriations	\$ 2,996,895.77
Fiscal Year 2019-20 Lapsed Appropriations	\$ 98,561.90
Ad Valorem Tax Collections in Excess of Estimates	\$ 48,952.11
Prior Year Ad Valorem Tax	\$ 92,136.72
<b>TOTAL ADDITIONS</b>	<b>\$ 3,607,539.33</b>
<b>DEDUCTIONS:</b>	
Supplemental Appropriations	\$ 0.00
Current Tax in Process of Collection	\$ 0.00
<b>TOTAL DEDUCTIONS</b>	<b>\$ 0.00</b>
<b>Cash Fund Balance as per Balance Sheet 6-30-2021</b>	<b>\$ 3,607,539.33</b>
<b>Composition of Cash Fund Balance</b>	
Cash	\$ 3,607,539.33
<b>Cash Fund Balance as per Balance Sheet 6-30-2021</b>	<b>\$ 3,607,539.33</b>

BUILDING FUND ACCOUNTS COVERING THE PERIOD JULY 1, 2020 TO JUNE 30, 2021  
ESTIMATE OF NEEDS FOR 2021-2022

EXHIBIT "B"

Page 14

SOURCE	2020-21 ACCOUNT	
	AMOUNT ESTIMATED	ACTUALLY COLLECTED
<b>Schedule 4, Miscellaneous Revenue</b>		
<b>1000 DISTRICT SOURCES OF REVENUE:</b>		
1200 Tuition & Fees	\$ 0.00	\$ 0.00
1300 Earnings on Investments and Bond Sales	\$ 0.00	\$ 10,403.11
1400 Rental, Disposals and Commissions	\$ 0.00	\$ 0.00
1500 Reimbursements	\$ 0.00	\$ 360,589.72
1600 Other Local Sources of Revenue	\$ 0.00	\$ 0.00
1700 Child Nutrition Programs	\$ 0.00	\$ 0.00
1800 Athletics	\$ 0.00	\$ 0.00
<b>TOTAL</b>	<b>\$ 0.00</b>	<b>\$ 370,992.83</b>
<b>2000 INTERMEDIATE SOURCES OF REVENUE:</b>		
<b>TOTAL</b>	<b>\$ 0.00</b>	<b>\$ 0.00</b>
<b>3000 STATE SOURCES OF REVENUE:</b>		
3100 Total Dedicated Revenue	\$ 0.00	\$ 0.00
3200 Total State Aid - General Operations - Non Categorical	\$ 0.00	\$ 0.00
3300 State Aid - Competitive Grants - Categorical	\$ 0.00	\$ 0.00
3400 State - Categorical	\$ 0.00	\$ 0.00
3500 Special Programs	\$ 0.00	\$ 0.00
3600 Other State Sources of Revenue	\$ 0.00	\$ 0.00
3700 Child Nutrition Programs	\$ 0.00	\$ 0.00
3810 Series	\$ 0.00	\$ 0.00
3830 Industry Training	\$ 0.00	\$ 0.00
3840 Adult Training	\$ 0.00	\$ 0.00
3860 Other State Vocational Aid	\$ 0.00	\$ 0.00
3870 Series	\$ 0.00	\$ 0.00
3890 Capital Outlay	\$ 0.00	\$ 0.00
3800 Total State Vocational Programs - Multi Source	\$ 0.00	\$ 0.00
<b>TOTAL</b>	<b>\$ 0.00</b>	<b>\$ 0.00</b>
<b>4000 Federal Sources of Revenue</b>		
4100 Grants-In-Aid Direct From The Federal Government	\$ 0.00	\$ 0.00
4200 Disadvantaged Students	\$ 0.00	\$ 0.00
4300 Individuals With Disabilities	\$ 0.00	\$ 0.00
4400 No Child Left Behind	\$ 0.00	\$ 0.00
4500 Grants-In-Aid Passed Through Other State/Intermediate Sources	\$ 0.00	\$ 0.00
4600 Other Federal Sources Passed Through State Dept Of Education	\$ 0.00	\$ 0.00
4700 Child Nutrition Programs	\$ 0.00	\$ 0.00
4810 Series	\$ 0.00	\$ 0.00
4820 Carl D. Perkins Vocational & Applied Technology Ed. Act.	\$ 0.00	\$ 0.00
4830 Industry Training	\$ 0.00	\$ 0.00
4840 Adult Training	\$ 0.00	\$ 0.00
4850 Job Training Partnership Act	\$ 0.00	\$ 0.00
4860 Other Federal Vocational Aid	\$ 0.00	\$ 0.00
4870 Series	\$ 0.00	\$ 0.00
4890 Capital Outlay	\$ 0.00	\$ 0.00
4800 Total Federal Vocational Education	\$ 0.00	\$ 0.00
<b>TOTAL</b>	<b>\$ 0.00</b>	<b>\$ 0.00</b>
<b>5000 NON-REVENUE RECEIPTS:</b>		
5100 Return of Assets	\$ 0.00	\$ 0.00
<b>GRAND TOTAL</b>	<b>\$ 0.00</b>	<b>\$ 370,992.83</b>

S.A. & I. Form 2661R06 Entity: Pontotoc Technology Center 14, Pontotoc

7-Sep-2021





BUILDING FUND ACCOUNTS COVERING THE PERIOD JULY 1, 2020 TO JUNE 30, 2021  
ESTIMATE OF NEEDS FOR 2021-2022

EXHIBIT "B"

Page 16

Schedule 5, Expenditures Building Fund Cash Accounts of Current and all Prior Years	
CURRENT AND ALL PRIOR YEARS	2020-21
Cash Balance Reported to Excise Board 6-30-2020	\$ 0.00
Cash Fund Balance Transferred Out	
Cash Fund Balance Transferred In	\$ 3,563,316.82
Adjusted Cash Balance	\$ 3,563,316.82
Ad Valorem Tax Apportioned To Year In Caption	\$ 1,706,172.36
Miscellaneous Revenue (Schedule 4)	\$ 370,992.83
Cash Fund Balance Forward From Preceding Year	\$ 190,698.62
Prior Expenditures Recovered	\$ 0.00
<b>TOTAL RECEIPTS</b>	<b>\$ 2,267,863.81</b>
<b>TOTAL RECEIPTS AND BALANCE</b>	<b>\$ 5,831,180.63</b>
Warrants Paid of Year in Caption	\$ 1,212,453.11
Interest Paid Thereon	\$ 0.00
Bank Fees and Cash Charges	\$ 0.00
<b>TOTAL DISBURSEMENTS</b>	<b>\$ 1,212,453.11</b>
<b>CASH BALANCE JUNE 30, 2021</b>	<b>\$ 4,618,727.52</b>
Reserve for Warrants Outstanding	\$ 161,398.23
Reserve for Interest on Warrants	\$ 0.00
Reserves From Schedule 8	\$ 849,789.96
<b>TOTAL LIABILITIES AND RESERVE</b>	<b>\$ 1,011,188.19</b>
DEFICIT: (Red Figure)	\$ 0.00
<b>CASH FUND BALANCE FORWARD TO SUCCEEDING YEAR</b>	<b>\$ 3,607,539.33</b>

Schedule 6, Building Fund Warrant Account of Current and All Prior Years	
CURRENT AND ALL PRIOR YEARS	2020-21
Warrants Outstanding 6-30 of Year in Caption	
Warrants Registered During Year	\$ 1,373,851.34
<b>TOTAL</b>	<b>\$ 1,373,851.34</b>
Warrants Paid During Year	\$ 1,212,453.11
Warrants Converted to Bonds or Judgments	\$ 0.00
Warrants Cancelled	\$ 0.00
Warrants estopped by Statute	\$ 0.00
<b>TOTAL WARRANTS RETIRED</b>	<b>\$ 1,212,453.11</b>
<b>BALANCE WARRANTS OUTSTANDING JUNE 30, 2021</b>	<b>\$ 161,398.23</b>

Schedule 7, 2020 Ad Valorem Tax Account			
2020 Net Valuation Certified To County Excise Board	\$ 348,692,109.00	2.000 Mills	Amount
Total Proceeds of Levy as Certified			\$ 1,822,940.59
Additions:			\$ 0.00
Deductions:			\$ 0.00
Gross Balance Tax			\$ 1,822,940.59
Less Reserve for Delinquent Tax			\$ 165,720.34
Reserve for Protests Pending			\$ 0.00
Balance Available Tax			\$ 1,657,220.25
Deduct 2020 Tax Apportioned			\$ 1,706,172.36
Net Balance 2020 Tax in Process of Collection			\$ 0.00
Excess Collections			\$ 48,952.11

BUILDING FUND ACCOUNTS COVERING THE PERIOD JULY 1, 2020 TO JUNE 30, 2021  
ESTIMATE OF NEEDS FOR 2021-2022

EXHIBIT "B"

Page 17

Schedule 5, (Continued)						
2019-20	2018-19	2017-18	2016-17	2015-16	2014-15	TOTAL
\$ 3,705,614.15	\$ 0.00	\$ 0.00	\$ 0.00	\$ 0.00	\$ 0.00	\$ 3,705,614.15
\$ 3,563,316.82	\$ 0.00	\$ 0.00	\$ 0.00	\$ 0.00	\$ 0.00	\$ 3,563,316.82
\$ 0.00	\$ 0.00	\$ 0.00	\$ 0.00	\$ 0.00	\$ 0.00	\$ 3,563,316.82
\$ 142,297.33	\$ 0.00	\$ 0.00	\$ 0.00	\$ 0.00	\$ 0.00	\$ 3,705,614.15
\$ 92,136.72	\$ 0.00	\$ 0.00	\$ 0.00	\$ 0.00	\$ 0.00	\$ 1,798,309.08
\$ 0.00	\$ 0.00	\$ 0.00	\$ 0.00	\$ 0.00	\$ 0.00	\$ 370,992.83
\$ 0.00	\$ 0.00	\$ 0.00	\$ 0.00	\$ 0.00	\$ 0.00	\$ 190,698.62
\$ 0.00	\$ 0.00	\$ 0.00	\$ 0.00	\$ 0.00	\$ 0.00	\$ 0.00
\$ 92,136.72	\$ 0.00	\$ 0.00	\$ 0.00	\$ 0.00	\$ 0.00	\$ 2,360,000.53
\$ 234,434.05	\$ 0.00	\$ 0.00	\$ 0.00	\$ 0.00	\$ 0.00	\$ 6,065,614.68
\$ 43,735.43	\$ 0.00	\$ 0.00	\$ 0.00	\$ 0.00	\$ 0.00	\$ 1,256,188.54
\$ 0.00	\$ 0.00	\$ 0.00	\$ 0.00	\$ 0.00	\$ 0.00	\$ 0.00
\$ 0.00	\$ 0.00	\$ 0.00	\$ 0.00	\$ 0.00	\$ 0.00	\$ 0.00
\$ 43,735.43	\$ 0.00	\$ 0.00	\$ 0.00	\$ 0.00	\$ 0.00	\$ 1,256,188.54
\$ 190,698.62	\$ 0.00	\$ 0.00	\$ 0.00	\$ 0.00	\$ 0.00	\$ 4,809,426.14
\$ 0.00	\$ 0.00	\$ 0.00	\$ 0.00	\$ 0.00	\$ 0.00	\$ 161,398.23
\$ 0.00	\$ 0.00	\$ 0.00	\$ 0.00	\$ 0.00	\$ 0.00	\$ 0.00
\$ 0.00	\$ 0.00	\$ 0.00	\$ 0.00	\$ 0.00	\$ 0.00	\$ 849,789.96
\$ 0.00	\$ 0.00	\$ 0.00	\$ 0.00	\$ 0.00	\$ 0.00	\$ 1,011,188.19
\$ 0.00	\$ 0.00	\$ 0.00	\$ 0.00	\$ 0.00	\$ 0.00	\$ 0.00
\$ 190,698.62	\$ 0.00	\$ 0.00	\$ 0.00	\$ 0.00	\$ 0.00	\$ 3,798,237.95

Schedule 6, (Continued)						
2019-20	2018-19	2017-18	2016-17	2015-16	2014-15	TOTAL
\$ 40,619.43	\$ 0.00	\$ 0.00	\$ 0.00	\$ 0.00	\$ 0.00	\$ 40,619.43
\$ 3,116.00	\$ 0.00	\$ 0.00	\$ 0.00	\$ 0.00	\$ 0.00	\$ 1,376,967.34
\$ 43,735.43	\$ 0.00	\$ 0.00	\$ 0.00	\$ 0.00	\$ 0.00	\$ 1,417,586.77
\$ 43,735.43	\$ 0.00	\$ 0.00	\$ 0.00	\$ 0.00	\$ 0.00	\$ 1,256,188.54
\$ 0.00	\$ 0.00	\$ 0.00	\$ 0.00	\$ 0.00	\$ 0.00	\$ 0.00
\$ 0.00	\$ 0.00	\$ 0.00	\$ 0.00	\$ 0.00	\$ 0.00	\$ 0.00
\$ 0.00	\$ 0.00	\$ 0.00	\$ 0.00	\$ 0.00	\$ 0.00	\$ 0.00
\$ 43,735.43	\$ 0.00	\$ 0.00	\$ 0.00	\$ 0.00	\$ 0.00	\$ 1,256,188.54
\$ 0.00	\$ 0.00	\$ 0.00	\$ 0.00	\$ 0.00	\$ 0.00	\$ 161,398.23

Schedule 9, Building Fund Investments						
INVESTED IN	Investments On Hand June 30, 2020	Since Purchased	Liquidations		Barred by Court Order	Investments On Hand June 30, 2021
			By Collection Of Cost	Amortized Premium		
CD's	\$ 0.00	\$ 0.00	\$ 0.00	\$ 0.00	\$ 0.00	\$ 0.00
						\$ 0.00
						\$ 0.00
						\$ 0.00
						\$ 0.00
						\$ 0.00
						\$ 0.00
						\$ 0.00
						\$ 0.00
						\$ 0.00
						\$ 0.00
						\$ 0.00
TOTAL INVEST	\$ 0.00	\$ 0.00	\$ 0.00	\$ 0.00	\$ 0.00	\$ 0.00

BUILDING FUND ACCOUNTS COVERING THE PERIOD JULY 1, 2020 TO JUNE 30, 2021  
ESTIMATE OF NEEDS FOR 2021-2022

EXHIBIT "B"

Page 18

APPROPRIATED ACCOUNTS	FISCAL YEAR ENDING JUNE 30, 2020			APPROPRIATIONS ORIGINAL
	RESERVES 06-30-2020	WARRANTS SINCE ISSUED	BALANCE LAPSED APPROPRIATIONS	
1000 INSTRUCTION	\$ 0.00	\$ 0.00	\$ 0.00	\$ 2,742.85
2000 SUPPORT SERVICES:				
2100 Support Services - Students	\$ 0.00	\$ 0.00	\$ 0.00	\$ 0.00
2200 Support Services - Instructional Staff	\$ 8,855.33	\$ 3,246.56	\$ 5,608.77	\$ 0.00
2300 Support Services - General Administration	\$ 0.00	\$ 0.00	\$ 0.00	\$ 0.00
2400 Support Services - School Administration	\$ 0.00	\$ 0.00	\$ 0.00	\$ 0.00
2500 Support Services - Business	\$ 0.00	\$ 0.00	\$ 0.00	\$ 2,352,536.00
2600 Operations And Maintenance of Plant Services	\$ 74,622.57	\$ (130.56)	\$ 74,753.13	\$ 1,346,852.85
2700 Student Transportation Services	\$ 0.00	\$ 0.00	\$ 0.00	\$ 22,500.00
2800 Support Services - Central	\$ 0.00	\$ 0.00	\$ 0.00	\$ 0.00
2900 Other Support Services	\$ 0.00	\$ 0.00	\$ 0.00	\$ 0.00
<b>TOTAL</b>	<b>\$ 83,477.90</b>	<b>\$ 3,116.00</b>	<b>\$ 80,361.90</b>	<b>\$ 3,721,888.85</b>
3000 OPERATION OF NON-INSTRUCTION SERVICES:				
3100 Child Nutrition Programs Operations	\$ 0.00	\$ 0.00	\$ 0.00	\$ 0.00
3200 Other Enterprise Service Operations	\$ 0.00	\$ 0.00	\$ 0.00	\$ 0.00
3300 Community Services Operations	\$ 0.00	\$ 0.00	\$ 0.00	\$ 0.00
<b>TOTAL</b>	<b>\$ 0.00</b>	<b>\$ 0.00</b>	<b>\$ 0.00</b>	<b>\$ 0.00</b>
4000 FACILITIES ACQUISITION & CONSTRUCTION SERVICES:				
4100 Supv. of Facilities Acquisition and Construction	\$ 0.00	\$ 0.00	\$ 0.00	\$ 0.00
4200 Site Acquisition Services	\$ 0.00	\$ 0.00	\$ 0.00	\$ 0.00
4300 Site Improvement Services	\$ 0.00	\$ 0.00	\$ 0.00	\$ 0.00
4400 Architecture and Engineering Services	\$ 18,200.00	\$ 0.00	\$ 18,200.00	\$ 448,565.51
4500 Educational Specifications Development Services	\$ 0.00	\$ 0.00	\$ 0.00	\$ 0.00
4600 Building Acquisition and Construction Services	\$ 0.00	\$ 0.00	\$ 0.00	\$ 1,042,000.00
4700 Building Improvement Services	\$ 0.00	\$ 0.00	\$ 0.00	\$ 5,339.86
4900 Other Facilities Acquisition and Const. Services	\$ 0.00	\$ 0.00	\$ 0.00	\$ 0.00
<b>TOTAL</b>	<b>\$ 18,200.00</b>	<b>\$ 0.00</b>	<b>\$ 18,200.00</b>	<b>\$ 1,495,905.37</b>
5000 OTHER OUTLAYS:				
5100 Debt Service	\$ 0.00	\$ 0.00	\$ 0.00	\$ 0.00
5200 Reimbursement (Child Nutrition Fund)	\$ 0.00	\$ 0.00	\$ 0.00	\$ 0.00
5300 Clearing Account	\$ 0.00	\$ 0.00	\$ 0.00	\$ 0.00
5400 Indirect Cost Entitlement	\$ 0.00	\$ 0.00	\$ 0.00	\$ 0.00
5500 Private Nonprofit Schools	\$ 0.00	\$ 0.00	\$ 0.00	\$ 0.00
5600 Correcting Entry	\$ 0.00	\$ 0.00	\$ 0.00	\$ 0.00
<b>TOTAL</b>	<b>\$ 0.00</b>	<b>\$ 0.00</b>	<b>\$ 0.00</b>	<b>\$ 0.00</b>
7000 OTHER USES	\$ 0.00	\$ 0.00	\$ 0.00	\$ 0.00
8000 REPAYMENTS	\$ 0.00	\$ 0.00	\$ 0.00	\$ 0.00
<b>TOTAL BUILDING FUND</b>	<b>\$ 101,677.90</b>	<b>\$ 3,116.00</b>	<b>\$ 98,561.90</b>	<b>\$ 5,220,537.07</b>
Bank Fees and Cash Charges	\$ 0.00	\$ 0.00	\$ 0.00	\$ 0.00
Provision for Interest on Warrants	\$ 0.00	\$ 0.00	\$ 0.00	\$ 0.00
<b>GRAND TOTAL</b>	<b>\$ 101,677.90</b>	<b>\$ 3,116.00</b>	<b>\$ 98,561.90</b>	<b>\$ 5,220,537.07</b>

ESTIMATE OF NEEDS FOR THE FISCAL YEAR 2021-2022
PURPOSE:
Current Expense
Interest
Pro rata share of County Assessor's Budget by County Excise Board
<b>GRAND TOTAL - Home School</b>

BUILDING FUND ACCOUNTS COVERING THE PERIOD JULY 1, 2020 TO JUNE 30, 2021  
ESTIMATE OF NEEDS FOR 2021-2022

EXHIBIT "B"

Page 19

FISCAL YEAR ENDING JUNE 30, 2021						FISCAL YEAR 2020-2021 EXPENDITURES FOR CURRENT EXPENSE PURPOSES
APPROPRIATIONS			WARRANTS ISSUED	RESERVES	LAPSED BALANCE KNOWN TO BE UNENCUMBERED	
SUPPLEMENTAL ADJUSTMENTS		NET AMOUNT				
ADDED	CANCELLED					
\$ 0.00	\$ 0.00	\$ 2,742.85	\$ 0.00	\$ 0.00	\$ 2,742.85	\$ 0.00
\$ 0.00	\$ 0.00	\$ 0.00	\$ 0.00	\$ 0.00	\$ 0.00	\$ 0.00
\$ 0.00	\$ 0.00	\$ 0.00	\$ 0.00	\$ 0.00	\$ 0.00	\$ 0.00
\$ 0.00	\$ 0.00	\$ 0.00	\$ 0.00	\$ 0.00	\$ 0.00	\$ 0.00
\$ 0.00	\$ 0.00	\$ 0.00	\$ 0.00	\$ 0.00	\$ 0.00	\$ 0.00
\$ 0.00	\$ 0.00	\$ 2,352,536.00	\$ 0.00	\$ 0.00	\$ 2,352,536.00	\$ 0.00
\$ 0.00	\$ 0.00	\$ 1,346,852.85	\$ 807,135.49	\$ 290,100.44	\$ 249,616.92	\$ 1,097,235.93
\$ 0.00	\$ 0.00	\$ 22,500.00	\$ 22,500.00	\$ 0.00	\$ 0.00	\$ 22,500.00
\$ 0.00	\$ 0.00	\$ 0.00	\$ 0.00	\$ 0.00	\$ 0.00	\$ 0.00
\$ 0.00	\$ 0.00	\$ 0.00	\$ 0.00	\$ 0.00	\$ 0.00	\$ 0.00
\$ 0.00	\$ 0.00	\$ 3,721,888.85	\$ 829,635.49	\$ 290,100.44	\$ 2,602,152.92	\$ 1,119,735.93
\$ 0.00	\$ 0.00	\$ 0.00	\$ 0.00	\$ 0.00	\$ 0.00	\$ 0.00
\$ 0.00	\$ 0.00	\$ 0.00	\$ 0.00	\$ 0.00	\$ 0.00	\$ 0.00
\$ 0.00	\$ 0.00	\$ 0.00	\$ 0.00	\$ 0.00	\$ 0.00	\$ 0.00
\$ 0.00	\$ 0.00	\$ 0.00	\$ 0.00	\$ 0.00	\$ 0.00	\$ 0.00
\$ 0.00	\$ 0.00	\$ 0.00	\$ 0.00	\$ 0.00	\$ 0.00	\$ 0.00
\$ 0.00	\$ 0.00	\$ 0.00	\$ 0.00	\$ 0.00	\$ 0.00	\$ 0.00
\$ 0.00	\$ 0.00	\$ 0.00	\$ 0.00	\$ 0.00	\$ 0.00	\$ 0.00
\$ 0.00	\$ 0.00	\$ 448,565.51	\$ 180,238.07	\$ 268,327.44	\$ 0.00	\$ 448,565.51
\$ 0.00	\$ 0.00	\$ 0.00	\$ 0.00	\$ 0.00	\$ 0.00	\$ 0.00
\$ 0.00	\$ 0.00	\$ 1,042,000.00	\$ 358,637.92	\$ 291,362.08	\$ 392,000.00	\$ 650,000.00
\$ 0.00	\$ 0.00	\$ 5,339.86	\$ 5,339.86	\$ 0.00	\$ 0.00	\$ 5,339.86
\$ 0.00	\$ 0.00	\$ 0.00	\$ 0.00	\$ 0.00	\$ 0.00	\$ 0.00
\$ 0.00	\$ 0.00	\$ 1,495,905.37	\$ 544,215.85	\$ 559,689.52	\$ 392,000.00	\$ 1,103,905.37
\$ 0.00	\$ 0.00	\$ 0.00	\$ 0.00	\$ 0.00	\$ 0.00	\$ 0.00
\$ 0.00	\$ 0.00	\$ 0.00	\$ 0.00	\$ 0.00	\$ 0.00	\$ 0.00
\$ 0.00	\$ 0.00	\$ 0.00	\$ 0.00	\$ 0.00	\$ 0.00	\$ 0.00
\$ 0.00	\$ 0.00	\$ 0.00	\$ 0.00	\$ 0.00	\$ 0.00	\$ 0.00
\$ 0.00	\$ 0.00	\$ 0.00	\$ 0.00	\$ 0.00	\$ 0.00	\$ 0.00
\$ 0.00	\$ 0.00	\$ 0.00	\$ 0.00	\$ 0.00	\$ 0.00	\$ 0.00
\$ 0.00	\$ 0.00	\$ 0.00	\$ 0.00	\$ 0.00	\$ 0.00	\$ 0.00
\$ 0.00	\$ 0.00	\$ 5,220,537.07	\$ 1,373,851.34	\$ 849,789.96	\$ 2,996,895.77	\$ 2,223,641.30
\$ 0.00	\$ 0.00	\$ 0.00	\$ 0.00	\$ 0.00	\$ 0.00	\$ 0.00
\$ 0.00	\$ 0.00	\$ 0.00	\$ 0.00	\$ 0.00	\$ 0.00	\$ 0.00
\$ 0.00	\$ 0.00	\$ 5,220,537.07	\$ 1,373,851.34	\$ 849,789.96	\$ 2,996,895.77	\$ 2,223,641.30

	Estimate of Needs by Governing Board	Approved by County Excise Board
	\$ 5,346,972.62	\$ 5,346,972.62
	\$ 0.00	\$ 0.00
	\$ 0.00	\$ 0.00
	\$ 5,346,972.62	\$ 5,346,972.62

CERTIFICATE OF EXCISE BOARD

State of Oklahoma, County of Pontotoc

We, do further certify that we have examined the statement of estimated needs for the current fiscal year ending June 30, 2021, as certified by the Board of Education of Pontotoc Technology Center, District Number 14 of said County and State, and its financial statement for the preceding year, and in so doing we have diligently performed the duties imposed upon this Excise Board by 68 O. S. 2001 Section 3007, by (1) ascertaining that the financial statements, as to the statistics therein contained, reflect the true fiscal condition at the close of the fiscal year, or caused the same to be corrected so to show; (2) struck from the estimate of needs so submitted any items not authorized by law and reduced to the sum authorized by law any items restricted by statute as to the amount lawfully expendable therefor; (3) supplemented such estimate, after appropriate action, by an estimate of needs prepared by this Excise Board to make provision for mandatory functions based upon statistics authoritatively submitted; (4) computed the total means available to each fund in the manner provided, applying the Governing Board's estimate of revenue to be derived from surplus tax of the immediately preceding year and from sources other than ad valorem tax, or reduced such estimate to not less than the lawfully authorized ratio of the several sums realized from such sources during the preceding fiscal year or to such lesser sum as may reasonably be anticipated under altered law or circumstance and using for such determination the basic collections of the preceding year and the ratios on which distribution or apportionment must be made during the ensuing or current year.

To the several and specific purposes of the estimated needs as certified, we have and do hereby appropriate the surplus balances of cash on hand of the prior year, estimates of income from sources other than ad valorem taxation within the limitation fixed by law, and the proceeds of ad valorem tax levy within the number of mills authorized, either by apportionment by the Legislature, allocation by the excise board or by legal election, all of which appropriations are made in so far as the available surpluses, revenues, and levies will permit, except in that we have also provided that, after deducting items consisting of cash and the revenue from all sources other than the 2021 tax and the proceeds of the 2021 tax levy are in excess of the residue of such appropriations, by a sum included for delinquent tax, computed at 10.0% of such residue. And provided further, if said School District has been ascertained to be a well defined State Aid District, the local budget, as approved and appropriated for, has been applied wholly to its operating accounts.

We further certify that the amount required to be raised from tax, excluding Homesteads, for General Revenue Fund purposes as approved, requires a total ad valorem tax levy of 10.000 Mills. Said levy is within the statutory limit, and if in excess, is within the constitutional limit and has been authorized by a vote of the people of said district, as shown by certificate of the School Board to-wit:

To this District, with valuations shown below, the Excise Board allocated 5.000 Mills, plus 0.000 Mills authorized by the Constitution, plus an emergency levy of 0.000 Mills; plus local support levy of 5.000 Mills; for a total levy for the General Fund of 10.000 Mills.

We further certify that the amount required to be raised for building fund purposes as approved requires a tax levy of 5.000 Mills, and said levy has been certified as authorized by a vote of the people at an election held for that purpose. We further certify that Assessed Values used in computing Mill-vote levies have been applied as certified by the County Assessor.

We further certify that we have examined the within statements of account and estimated needs or requirements of the Governing Board of Pontotoc Technology Center, School District No. 14 of said County and State, in relation to the Sinking Fund or Funds thereof, and after finding the same correct or having caused the same to be corrected pursuant to 68 O. S. 2001 Section 3009, have approved the requirements therefor to fulfill the conditions of Section 26 and 28 of Article 10, Oklahoma Constitution, and have made and certified a tax levy therefor to the extent of the excess of said total requirements over the total of items 2, 3, 6, and 12 of Exhibit "Y" and any other legal deduction, including a reserve of 10% for delinquent taxes.

CERTIFICATE OF EXCISE BOARD  
ESTIMATE OF NEEDS FOR 2021-2022

EXHIBIT "Y"					
County Excise Board's Appropriation of Income and Revenue	General Fund	Building Fund	Co-op Fund	Child Nutrition Fund	New Sinking Fund (Exc. Homesteads)
Appropriation Approved and Provision Made	\$ 7,871,488.07	\$ 5,346,972.62	\$ 0.00	\$ 0.00	\$ 0.00
<b>Appropriation of Revenues:</b>					
Excess of Assets Over Liabilities	\$ 2,022,315.67	\$ 3,607,539.33	\$ 0.00	\$ 0.00	\$ 0.00
Unclaimed Protest Tax Refunds	\$ 0.00	\$ 0.00	\$ 0.00	\$ 0.00	\$ 0.00
Miscellaneous Estimated Revenues	\$ 2,281,715.84	\$ 0.00	\$ 0.00	\$ 0.00	None
Est. Value of Surplus Tax in Process	\$ 0.00	\$ 0.00	\$ 0.00	\$ 0.00	None
Sinking Fund Contributions	\$ 0.00	\$ 0.00	\$ 0.00	\$ 0.00	\$ 0.00
Surplus Building Fund Cash	\$ 0.00	\$ 0.00	\$ 0.00	\$ 0.00	\$ 0.00
Total Other Than 2021 Tax	\$ 4,304,031.51	\$ 3,607,539.33	\$ 0.00	\$ 0.00	\$ 0.00
Balance Required	\$ 3,567,456.56	\$ 1,739,433.29	\$ 0.00	\$ 0.00	\$ 0.00
Add Allowance for Delinquency	\$ 356,742.20	\$ 173,941.65	\$ 0.00	\$ 0.00	\$ 0.00
Total Required for 2021 Tax	\$ 3,924,198.76	\$ 1,913,374.94	\$ 0.00	\$ 0.00	\$ 0.00
Rate of Levy Required and Certified	-----	-----	-----	-----	0.00 Mills

We further certify that the net assessed valuation of the Property, subject to ad valorem taxes, after the amount of all Homestead Exemptions have been deducted in the said School District as finally equalized and certified by the Board of Equalization for the current year 2021-2022 is as follows:

VALUATION AND LEVIES EXCLUDING HOMESTEADS				
County	Real	Personal	Public Service	Total
This County Pontotoc	\$ 204,094,385.00	\$ 61,200,615.00	\$ 68,432,334.00	\$ 333,727,334.00
Joint County Coal	\$ 4,183,818.00	\$ 3,544,976.00	\$ 12,303,354.00	\$ 20,032,148.00
Joint County Hughes	\$ 3,908,316.00	\$ 6,041,371.00	\$ 8,263,050.00	\$ 18,212,737.00
Joint County Johnston	\$ 843,274.00	\$ 37,725.00	\$ 812,296.00	\$ 1,693,295.00
Joint County Murray	\$ 652,239.00	\$ 34,798.00	\$ 1,557,615.00	\$ 2,244,652.00
Joint County Seminole	\$ 2,798,400.00	\$ 1,534,850.00	\$ 2,130,801.00	\$ 6,464,051.00
Joint County	\$ 0.00	\$ 0.00	\$ 0.00	\$ 0.00
Joint County	\$ 0.00	\$ 0.00	\$ 0.00	\$ 0.00
Joint County	\$ 0.00	\$ 0.00	\$ 0.00	\$ 0.00
Joint County	\$ 0.00	\$ 0.00	\$ 0.00	\$ 0.00
Joint County	\$ 0.00	\$ 0.00	\$ 0.00	\$ 0.00
Joint County	\$ 0.00	\$ 0.00	\$ 0.00	\$ 0.00
Joint County	\$ 0.00	\$ 0.00	\$ 0.00	\$ 0.00
Joint County	\$ 0.00	\$ 0.00	\$ 0.00	\$ 0.00
Total Valuations, All Counties	\$ 216,480,432.00	\$ 72,394,335.00	\$ 93,499,450.00	\$ 382,374,217.00

and that the assessed valuations herein certified have been used in computing the rates of mill levies and the proceeds thereof appropriated as aforesaid; and that having ascertained as aforesaid, the aggregate amount to be raised by ad valorem taxation, be raised by ad valorem taxation, we thereupon made the above levies therefor as provided by law as follows:

CERTIFICATE OF EXCISE BOARD  
ESTIMATE OF NEEDS FOR 2021-2022

EXHIBIT "Y" Continued: Primary County And All Joint Counties						
Levies Required and Certified:		Valuation And Levies Excluding Homesteads			Total Required For 2021 Tax	
County	General Fund	Building Fund	Total Valuation	General	Building	
This County Pontotoc	10.24 Mills	5.00 Mills	\$ 333,727,334.00	\$ 3,417,367.90	\$ 1,668,636.67	
Joint Co. Coal	10.34 Mills	5.07 Mills	\$ 20,032,148.00	\$ 207,132.41	\$ 101,562.99	
Joint Co. Hughes	10.29 Mills	5.00 Mills	\$ 18,212,737.00	\$ 187,409.06	\$ 91,063.69	
Joint Co. Johnston	10.31 Mills	5.06 Mills	\$ 1,693,295.00	\$ 17,457.87	\$ 8,568.07	
Joint Co. Murray	11.06 Mills	5.00 Mills	\$ 2,244,652.00	\$ 24,825.85	\$ 11,223.26	
Joint Co. Seminole	10.83 Mills	5.00 Mills	\$ 6,464,051.00	\$ 70,005.67	\$ 32,320.26	
Joint Co.	0.00 Mills	0.00 Mills	\$ 0.00	\$ 0.00	\$ 0.00	
Joint Co.	0.00 Mills	0.00 Mills	\$ 0.00	\$ 0.00	\$ 0.00	
Joint Co.	0.00 Mills	0.00 Mills	\$ 0.00	\$ 0.00	\$ 0.00	
Joint Co.	0.00 Mills	0.00 Mills	\$ 0.00	\$ 0.00	\$ 0.00	
Joint Co.	0.00 Mills	0.00 Mills	\$ 0.00	\$ 0.00	\$ 0.00	
Joint Co.	0.00 Mills	0.00 Mills	\$ 0.00	\$ 0.00	\$ 0.00	
Joint Co.	0.00 Mills	0.00 Mills	\$ 0.00	\$ 0.00	\$ 0.00	
Joint Co.	0.00 Mills	0.00 Mills	\$ 0.00	\$ 0.00	\$ 0.00	
Joint Co.	0.00 Mills	0.00 Mills	\$ 0.00	\$ 0.00	\$ 0.00	
<b>Totals</b>			<b>\$ 382,374,217.00</b>	<b>\$ 3,924,198.76</b>	<b>\$ 1,913,374.94</b>	

Sinking Fund 0.00 Mills

and we do hereby order the above levies to be certified forthwith by the Secretary of this Board to the County Assessor of said County, in order that the County Assessor may immediately extend said levies upon the Tax Rolls for the year 2021 without regard to any protest that may be filed against any levies, as required by 68 O. S. 2001, Section 2869.

Signed at Ada, Oklahoma, this 14<sup>th</sup> day of September, 2021

[Signature]  
Excise Board Member

[Signature]  
Excise Board Chairman

[Signature]  
Excise Board Member

[Signature]  
Excise Board Secretary

Joint School District Levy Certification for Pontotoc Technology Center 14

Career Tech District Number 14 : General Fund 10.24  
Building Fund 5.00

State of Oklahoma )

County of Pontotoc )

I, Kenny Brown, Pontotoc County Clerk, do hereby certify that the above levies are true and correct for the taxable year 2021.

Witness my hand and seal, on September 14, 2021.

[Signature]  
Pontotoc County Clerk



-----ATTACHMENT TO ESTIMATE OF NEEDS-----  
 2021 ASSESSED PROPERTY VALUATIONS-----PONTOTOC COUNTY AVTS #14

	PERSONAL	REAL ESTATE	PUBLIC SERVICE	TOTAL	HOMESTEAD EXEMPTION	TOTAL (NET)
<u>PONTOTOC COUNTY</u>						
District #1	\$808,577	6,350,433	6,968,431	14,127,441	579,452	13,547,989
District #9	1,423,991	18,600,646	4,328,246	24,352,883	1,498,772	22,854,111
District #16	6,879,645	49,606,062	15,796,953	72,282,660	3,225,166	69,057,494
District #19	20,380,187	94,658,652	8,069,979	123,108,818	2,523,789	120,585,029
District #24	16,530,637	23,986,572	4,898,979	45,416,188	1,309,053	44,107,135
District #30	2,254,655	13,742,020	23,935,749	39,932,424	912,090	39,020,334
District #37	12,922,923	7,632,724	4,433,997	24,989,644	434,402	24,555,242
COUNTY TOTAL	61,200,615	214,577,109	68,432,334	344,210,058	10,482,724	333,727,334
<u>COAL COUNTY</u>						
I-2	3,231,444	3,942,160	10,948,780	18,122,384	334,039	17,788,345
JI-30	112,884	469,994	524,702	1,107,580	31,762	1,075,818
PI-1	200,648	139,465	829,872	1,169,985	2,000	1,167,985
COUNTY TOTAL	3,544,976	4,551,619	12,303,354	20,399,949	367,801	20,032,148
<u>HUGHES COUNTY</u>						
S.D. J-1 & V-14	5,990,585	4,120,265	8,184,773	18,295,623	312,433	17,983,190
S.D. J-10 & V-14	50,786	106,484	78,277	235,547	6,000	229,547
COUNTY TOTAL	6,041,371	4,226,749	8,263,050	18,531,170	318,433	18,212,737
<u>JOHNSTON COUNTY</u>						
JI-30	37,725	921,256	812,296	1,771,277	77,982	1,693,295
COUNTY TOTAL	37,725	921,256	812,296	1,771,277	77,982	1,693,295
<u>MURRAY COUNTY</u>						
I-37	34,798	682,012	1,557,615	2,274,425	29,773	2,244,652
COUNTY TOTAL	34,798	682,012	1,557,615	2,274,425	29,773	2,244,652
<u>SEMINOLE COUNTY</u>						
S.D. #10	1,534,850	3,108,527	2,130,801	6,774,178	310,127	6,464,051
COUNTY TOTAL	1,534,850	3,108,527	2,130,801	6,774,178	310,127	6,464,051
GRAND TOTALS	\$72,394,335	228,067,272.00	93,499,450.00	393,961,057.00	11,586,840.00	382,374,217.00