

School District
2022-2023 Estimate of Needs
and
Financial Statement of the Fiscal Year 2021-2022

Board of Education of Dale Public Schools
District No. I-2
County of Pottawatomie
State of Oklahoma

FILED

OCT 27 2022

**STATE AUDITOR & INSPECTOR
County**

To the Excise Board of said County and State, Greetings:

Pursuant to the requirements of 68 O. S. 2001 Section 3002, we submit herewith, for your consideration the within statement of the financial condition of the Board of Education of Dale Public Schools, District No. I-2, County of Pottawatomie, State of Oklahoma for the fiscal year beginning July 1, 2022, and ending June 30, 2023, together with an itemized statement of the estimated Income and Probable Needs of said School District for the ensuing fiscal year. We have separately prepared, executed and submit Financial Statements for the Fiscal Year so terminated, and Estimate of Requirements for the ensuing Fiscal Year, for such Sinking Fund, if any, as pertains to this District for the Bond, Coupon, and Judgment indebtedness, if any, outstanding and unpaid as of June 30, 2023, and also for the Sinking Fund of any disorganized District whose area or the major portion thereof is now embraced within the boundaries of this District; and this Certificate is as applicable thereto as if fully embodied therein. The same have been prepared in conformity with Statute.

Two copies of this Financial Statement and Estimate of Needs should be filed with the County Clerk not later than September 30 for all School Districts. One complete signed copy must be sent to the State Auditor and Inspector, 2300 N. Lincoln Blvd Room 100, Oklahoma City, OK 73105-4801 and one copy will be retained by the County Clerk. If publication may not be had by date required for filing, affidavit and proof of publication are required to be attached within five days after date of filing.

Prepared by: Bledsoe, Hewett & Gullekson, CPAs

Submitted to the Pottawatomie County Excise Board

This 10th Day of September, 2022

School Board Member's Signatures

Chairman: Donnie Venter

Clerk: Rebecca Wiley-Morris

Member: [Signature]

Member: _____

Member: Roger Bates

Member: _____

Member: _____

Member: _____

Member: _____

Member: _____


Treasurer: Wendy Magnus

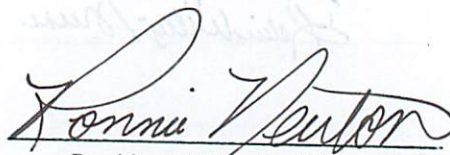
RECEIVED
OCT 27 2022
State Auditor
and Inspector
Sep-2022


Pottawatomie

In addition,


1. We, the undersigned, duly elected, qualified and acting officers of the Board of Education of the aforesaid School District located wholly or in major area in the County and State aforesaid, do hereby certify that, at regular session begun at the time provided by law, we carefully considered the reports submitted by the several officers and employees as required by 68 O. S. 2001 Section 3004, carefully considered the statements and estimate of needs heretofore prepared for the purpose of ascertaining any additional or emergency levy necessary for the ensuing fiscal year and revised, corrected or amended the same to disclose the true fiscal condition as of June 30, 2022, and to provide for the needs of the District for the ensuing fiscal year as now ascertained; and we do hereby certify that the within statement of the financial condition is true and correct, and that the within estimates for all purposes for the ensuing fiscal year are reasonably necessary for the proper conduct of the affairs of said School District, and that the statement of Estimated Income from sources other than ad valorem taxes is not in excess of the lawfully authorized ratio of the actual collections from such sources during the previous fiscal year.
2. We further certify that any cash fund balance reported in our Building Fund is required for immediate or cumulative program of construction unless there be attached within a verified copy of a resolution signed by a majority of the members of this Board to the effect the program of building has been completed or abandoned. If attached, then the Excise Board is directed to apply said Balance to reduce Levies in accordance with 62 O. S. 2001, Section 333.
3. We also certify that a levy of 15.000 Mills over and above the number of mills allocated by the County Excise Board will be reasonably necessary for the proper conduct of the affairs of said school district during the fiscal year 2022-2023.
4. We also certify that, after due and legal notice of an election thereon, an emergency levy of 5.000 Mills, over and above the number of mills provided by Law and allocated by the County Excise Board in addition thereto for school purposes, were made permanent by election.
5. We also certify that, after due and legal notice of an election thereon, a local support levy of 10.000 Mills, in addition to the levies hereinbefore provided, were made permanent by election.
6. We also certify that, after due and legal notice of an election thereon, pursuant to Article 10, Section 10, of the Constitution of Oklahoma, an additional levy of 5.000 Mills, were made permanent by election.


Clerk of Board of Education


President of Board of Education


Treasurer of Board of Education

Subscribed and sworn to before me this 19th day of September, 2022.


Notary Public

5-24-26
My Commission Expires




Affidavit of Publication

The Shawnee News-Star
1725 N. Kickapoo, Suite 101
Shawnee, OK 74804
405.273.4200

State of Oklahoma
County of Pottawatomie


I, Aaron McDonald, of lawful age, being duly sworn upon oath, deposes and says that I am an Advertising Account Executive of The Shawnee News-Star, a Daily publication that is a "legal newspaper" as that phrase is defined in 25 O.S 106 for the City of Shawnee, for the County of Pottawatomie, in the State of Oklahoma, and that the attachment hereto contains a true and correct copy of what was actually published in said legal newspaper on the following dates:

Dale Public Schools – Estimate of Needs for Fiscal Year Ending June 30, 2023
Publish Date(s): October 16th, 2022
Publishing Fee: \$322.80



Aaron McDonald, Account Executive

Signed and sworn before me this 17th day of October, 2022



Cheyenne Meadows, Notary Public
My commission expires: April 12, 2026
Commission No. 18003766



STATEMENT OF FINANCIAL CONDITION

STATEMENT OF FINANCIAL CONDITION AS OF JUNE 30, 2022	GENERAL FUND DETAIL	BUILDING FUND DETAIL	CO-OP FUND DETAIL	NUTRITION FUND DETAIL
ASSETS:				
Cash Balance June 30, 2022	\$ 756,865.17	\$ 150,647.06	\$ 0.00	\$ 208,571.42
Investments	\$ 0.00	\$ 0.00	\$ 0.00	\$ 0.00
TOTAL ASSETS	\$ 756,865.17	\$ 150,647.06	\$ 0.00	\$ 208,571.42
LIABILITIES AND RESERVES:				
Warrants Outstanding	\$ 145,074.07	\$ 9,341.18	\$ 0.00	\$ 1,735.72
Reserves From Schedule 7	\$ 0.00	\$ 0.00	\$ 0.00	\$ 0.00
TOTAL LIABILITIES AND RESERVES	\$ 145,074.07	\$ 9,341.18	\$ 0.00	\$ 1,735.72
CASH FUND BALANCE (Deficit) JUNE 30, 2022	\$ 611,791.10	\$ 141,305.88	\$ 0.00	\$ 206,835.70

ESTIMATED NEEDS FOR FISCAL YEAR ENDING JUNE 30, 2023

GENERAL FUND	SINKING FUND BALANCE SHEET
Current Expense \$ 6,253,682.76	1. Cash Balance on Hand June 30, 2022 \$ 808,145.60
Reserve for Int. on Warrants & Revaluation \$ 0.00	2. Legal Investments Properly Maturing \$ 0.00
Total Required \$ 6,253,682.76	3. Judgments Paid To Recover By Tax Levy \$ 0.00
FINANCED:	4. Total Liquid Assets \$ 808,145.60
Cash Fund Balance \$ 611,791.10	Deduct Matured Indebtedness:
Estimated Miscellaneous Revenue \$ 4,857,789.00	5. a. Past-Due Coupons \$ 0.00
Total Deductions \$ 5,469,580.10	6. b. Interest Accrued Thereon \$ 0.00
Balance to Raise from Ad Valorem Tax \$ 784,102.66	7. c. Past-Due Bonds \$ 0.00
	8. d. Interest Thereon after Last Coupon \$ 0.00
	9. e. Fiscal Agency Commissions on Above \$ 0.00
	10. f. Judgments and Int. Levied for/Unpaid \$ 0.00
	11. Total (Items a. Through f.) \$ 0.00
	12. Balance of Assets Subject to Accrual \$ 808,145.60
	Deduct Accrual Reserve if Assets Sufficient:
	13. g. Earned Unmatured Interest \$ 4,803.33
	14. h. Accrual on Final Coupons \$ 2,401.67
	15. i. Accrued on Unmatured Bonds \$ 655,000.00
	16. Total Items g Through i \$ 662,205.00
	17. Excess of Assets Over Accrual Reserves ** (Page 2) \$ 145,940.60
ESTIMATED MISCELLANEOUS REVENUE:	SINKING FUND REQUIREMENTS FOR 2022-2023
1000 Other District Sources of Revenue \$ 0.00	1. Interest Earnings on Bonds \$ 20,770.00
2100 County 4 Mill Ad Valorem Tax \$ 106,806.33	2. Accrual on Unmatured Bonds \$ 670,000.00
2200 County Apportionment (Mortgage Tax) \$ 31,343.62	3. Annual Accrual on "Prepaid" Judgments \$ 0.00
2300 Resale of Property Fund Distribution \$ 0.00	4. Annual Accrual on Unpaid Judgments \$ 0.00
2900 Other Intermediate Sources of Revenue \$ 0.00	5. Interest on Unpaid Judgments \$ 0.00
3110 Gross Production Tax \$ 22,162.58	6. PARTICIPATING CONTRIBUTIONS (Annexations): \$ 0.00
3120 Motor Vehicle Collections \$ 367,991.71	7. For Credit to School Dist. No. \$ 0.00
3130 Rural Electric Cooperative Tax \$ 56,871.46	8. For Credit to School Dist. No. \$ 0.00
3140 State School Land Earnings \$ 115,197.41	9. For Credit to School Dist. No. \$ 0.00
3150 Vehicle Tax Stamps \$ 568.92	10. For Credit to School Dist. No. \$ 0.00
3160 Farm Implement Tax Stamps \$ 0.00	11. Annual Accrual From Exhibit KK \$ 0.00
3170 Trailers and Mobile Homes \$ 0.00	Total Sinking Fund Requirements \$ 690,770.00
3190 Other Dedicated Revenue \$ 0.00	Deduct:
3200 State Aid - General Operations \$ 3,494,539.35	1. Excess of Assets over Liabilities (if not a deficit) \$ 145,940.60
3300 State Aid - Competitive Grants \$ 0.00	2. Contributions From Other Districts \$ 0.00
3400 State - Categorical \$ 51,523.82	Balance To Raise \$ 544,829.40
3500 Special Programs \$ 0.00	
3600 Other State Sources of Revenue \$ 0.00	
3700 Child Nutrition Program \$ 0.00	
3800 State Vocational Programs \$ 0.00	
4100 Capital Outlay \$ 40,000.00	
4200 Disadvantaged Students \$ 107,949.02	
4300 Individuals With Disabilities \$ 0.00	
4400 Minority \$ 10,000.00	
4500 Operations \$ 0.00	
4600 Other Federal Sources of Revenue \$ 452,834.78	
4700 Child Nutrition Programs \$ 0.00	
4800 Federal Vocational Education \$ 0.00	
5000 Non-Revenue Receipts \$ 0.00	
Total Estimated Revenue \$ 4,857,789.00	

	SINKING FUND	BUILDING FUND
13d. j. Unmatured Coupons Due Before 4-1-2023	\$ 0.00	Current Expense \$ 253,383.09
14d. k. Unmatured Bonds So Due	\$ 0.00	Reserve for Int. on Warrants & Revaluation \$ 0.00
15d. l. Whatever Remains is for Exhibit KK Line E.	\$ 0.00	Total Required \$ 253,383.09
16d. Deficit as Shown on Sinking Fund Balance Sheet.	\$ 0.00	FINANCED:
17d. Less Cash Requirements for Current Fiscal Year in Excess of Cash on H.	\$ 0.00	Cash Fund Balance \$ 141,305.88
18d. Remaining Deficit is for Exhibit KK Line F.	\$ 0.00	Estimated Miscellaneous Revenue \$ 0.00
		Total Deductions \$ 141,305.88
		Balance to Raise from Ad Valorem Tax \$ 112,077.21

	CO-OP FUND	CHILD NUTRITION PROGRAMS FUND
Current Expense \$ 0.00	\$ 0.00	\$ 554,642.02
Reserve for Int. on Warrants & Revaluation \$ 0.00	\$ 0.00	\$ 0.00
Total Required \$ 0.00	\$ 0.00	\$ 554,642.02
FINANCED:		
Cash Fund Balance \$ 0.00	\$ 0.00	\$ 204,835.70
Estimated Miscellaneous Revenue \$ 0.00	\$ 0.00	\$ 349,806.32
Total Deductions \$ 0.00	\$ 0.00	\$ 554,642.02
Balance \$ 0.00	\$ 0.00	\$ 0.00

CERTIFICATE - GOVERNING BOARD


STATE OF OKLAHOMA, COUNTY OF POTTAWATOMIE, ss:

We, the undersigned duly elected, qualified and acting officers of the Board of Education of Dale Public Schools, School District No. 1-2, of Said County and State, do hereby certify that at a meeting of the Governing Body of the said District begun at the time provided by law for districts of this class and pursuant to the provisions of 68 O. S. 2001 Section 3003, the foregoing statement was prepared and is a true and correct condition of the Financial Affairs of said District as reflected by the records of the District Clerk and Treasurer. We further certify that the foregoing estimate for current expenses for the fiscal year beginning July 1, 2022 and ending June 30, 2023, as shown are reasonably necessary for the proper conduct of the affairs of the said District, that the Estimated Income to be derived from sources other than ad valorem taxation does not exceed the lawfully authorized ratio of the revenue derived from the same sources during the preceding year.

Donna Newton
President of Board of Education

Subscribed and sworn to before me this 2nd day of October, 2022

[Signature]
Notary Public



Affidavit of Publication

State of Oklahoma, County of Pottawatomie

I, Robin Wiley-Greene, the undersigned duly qualified and acting Clerk of the Board of Education of Dale Public Schools, School District No. I-2, County and State aforesaid, being first duly sworn according to law, hereby depose and say:

1. That I complied with 68 O. S. 2001 Section 3002, (both independent and dependent) by having the within Financial Statement and Estimate of Needs which was prepared at the time and in the manner provided by law, published as required by law, in a legally-qualified newspaper of general circulation in the district, there being no legally-qualified newspaper published in the school district, as evidenced by a copy of such published statement and estimate together with proof of publication thereof attached hereto marked Exhibit No. 1 and made a part hereof (strike inapplicable phrases).
2. That I complied with currently effective statutes, by having the Notice of Emergency Levy Election and the call for such Election on the date hereinbefore certified by the Governing Board, the Itemized Statements and the Itemized Estimate of the amount necessary for the ensuing fiscal year requiring such emergency levy for the current expense purposes as prepared by the Board of Education duly published or posted, as the case may be, in full compliance with law for this class of school district, and as provided by law duly made public in the manner and at the time provided by law, for this class of district and in all respects according to law, in relation to said election on such emergency levy as hereinbefore certified by said Governing Board.
3. That I complied with the statute by having published or posted (if required for this class of district) the notice of local support levy election, and the call for such election on the date hereinbefore certified by the Board of Education. That the Estimate of Needs as prepared by the Board of Education required such local support levy in addition to other tax levies, to fully meet the current expense purposes of the school district for the ensuing year.
4. That in conformity to resolution by said Board of Education, I caused Notice of Building Fund Levy Election under the provisions of Article 10, Section 10, Oklahoma Constitution, and the Call of such Election on the date hereinbefore certified by the Governing Board, together with Itemized Statements and an Estimate of the amount necessary for the ensuing fiscal year requiring such levy for the purpose of erecting, remodeling or repairing school buildings, and for purchasing school furniture, in said District, published or posted to contain such Notice and Call, fixing the number of voting places and particularly describing each and every such place or places, and fixing the day on which such election should be had after the expiration of such notice, duly published or posted as is required by law for this class of district.

Robin Wiley-Greene
Clerk, Board of Education


Subscribed and sworn to before me this 19th day of September, 2022.

[Signature]
Notary Public

5-24-26
My Commission Expires



Raushel Fleweller
Secretary and Clerk of Excise Board
Pottawatomie County, Oklahoma





BLEDSON, HEWETT & GULLEKSON
CERTIFIED PUBLIC ACCOUNTANTS, PLLLP

Eric M. Bledsoe, CPA
Jeffrey D. Hewett, CPA
Christopher P. Gullekson, CPA

P.O. BOX 1310 • 121 E. COLLEGE ST. • BROKEN ARROW, OK 74013 • (918) 449-9991 • (800) 522-3831 • FAX (918) 449-9779

September 2, 2022

Honorable Board of Education
Dale Independent School District, I-2
Pottawatomie County, Oklahoma

Management is responsible for the accompanying financial statements and supporting information of the District as of and for the year ended June 30, 2022, which comprise of the 2022-23 estimate of needs and financial statements for the fiscal year ended June 30, 2022, included in the accompanying form (SAI Form 2661R06) and the publication sheet (SAI Form 2662R06) prescribed by the Oklahoma State Auditor and Inspector per 68 OS § 3003.B as defined by rules promulgated by the Oklahoma State Department of Education per 70 OS § 5-134.1.D. We have performed a compilation engagement in accordance with Statements on Standards for Accounting and Review Services promulgated by the Accounting and Review Services Committee of the American Institute of Certified Public Accountants. We did not audit or review the financial statements included in the accompanying prescribed form nor were we required to perform any procedures to verify the accuracy or completeness of the information provided by management. Accordingly, we do not express an opinion, a conclusion, nor provide any form of assurance on these financial statements and supporting information, included in the prescribed form.

Other Matters

The financial statements, estimate of needs and publication sheet included in the accompanying prescribed forms are presented in accordance with the requirements prescribed by Office of the Oklahoma State Auditor and Inspector per 68 OS § 3003.B as defined by rules promulgated by the Oklahoma State Department of Education per 70 OS § 5-134.1.D, and are not intended to be a complete presentation in accordance with accounting principles generally accepted in the United States of America.

This report is intended solely for the information and use of management, the Oklahoma State Department of Education, the County Excise Board, and for filing with the Oklahoma State Auditor and Inspector and is not intended to be and should not be used by anyone other than these specified parties.

Eric, Jeff & Chris

Bledsoe, Hewett & Gullekson CPAs, PLLLP
Broken Arrow, OK

Index Page

General.....	1
Building.....	7
Child Nutr.....	13
Sinking Fund Bonds.....	19
Sinking Fund.....	23
Capital Project Individual.....	29
Exhibit Y.....	35
Exhibit Z.....	39
Publication.....	41

GENERAL FUND ACCOUNTS COVERING THE PERIOD JULY 1, 2021 TO JUNE 30, 2022
ESTIMATE OF NEEDS FOR 2022-2023

EXHIBIT 'A'

Schedule 1: Current Balance Sheet for June 30, 2022	
	Amount
ASSETS:	
Cash Balances	\$756,865.17
Investments	\$0.00
TOTAL ASSETS	\$756,865.17
LIABILITIES AND RESERVES:	
Warrants Outstanding	\$145,074.07
Reserve for Interest on Warrants	\$0.00
Reserves From Schedule 8	\$0.00
TOTAL LIABILITIES AND RESERVES	\$145,074.07
CASH FUND BALANCE JUNE 30, 2022	\$611,791.10
TOTAL LIABILITIES, RESERVES AND CASH FUND BALANCE	\$756,865.17

Schedule 2: Revenue and Requirements, 2021-2022		
REVENUE:	Estimated Budget	Actual Revenue & Expenditures
Revenues, Non-Revenue Receipts & Cash Balances (Schedule 6)	\$5,709,363.75	\$6,230,254.42
LESS: REQUIREMENTS:		
Expenditures (Schedule 8)	\$5,709,363.75	\$5,618,463.32
CASH FUND BALANCE JUNE 30, 2022	\$0.00	\$611,791.10

Schedule 3: General Fund Cash Accounts of Current and all Prior Years				
CURRENT AND ALL PRIOR YEARS	2021-22	2020-21	PRE-2020	Total
Cash Balance Reported to Excise Board 6-30-21	\$0.00	\$385,900.08	\$0.00	\$385,900.08
REVENUES, NON-REVENUE RECEIPTS & CASH BALANCE				
Revenues/Non-Rev (Sch 6 Source Codes 1000 to 5999)	\$5,984,180.92	\$0.00	\$0.00	\$5,984,180.92
Cash Balances Transferred (Sch 6 Source Code 6110)	\$246,027.33	-\$246,027.33	\$0.00	\$0.00
Prior Year Lapsed Appropri (Sch 6 Source Code 6130)	\$0.00	\$0.00	\$0.00	\$0.00
Estopped Warrants (Sch 6 Source Code 6140)	\$46.17	-\$46.17	\$0.00	\$0.00
Interfund Transfers (Sch 6 Source Code 6200)	\$0.00	\$0.00	\$0.00	\$0.00
TOTAL REVENUES, NON-REVENUE RECEIPTS & CASH BALANCE	\$6,230,254.42	-\$246,073.50	\$0.00	\$5,984,180.92
Warrants Paid of Year in Caption	\$5,473,389.25	\$139,826.58	\$0.00	\$5,613,215.83
TOTAL DISBURSEMENTS	\$5,473,389.25	\$139,826.58	\$0.00	\$5,613,215.83
CASH & INVESTMENTS BALANCE JUNE 30, 2022	\$756,865.17	\$0.00	\$0.00	\$756,865.17
Reserve for Warrants Outstanding (Schedule 4)	\$145,074.07	\$0.00	\$0.00	\$145,074.07
Reserve for Encumbrances (Schedule 8)	\$0.00	\$0.00	\$0.00	\$0.00
TOTAL LIABILITIES AND RESERVE	\$145,074.07	\$0.00	\$0.00	\$145,074.07
DEFICIT:	\$0.00	\$0.00	\$0.00	\$0.00
CASH FUND BAL FORWARD TO SUCCEEDING YEAR	\$611,791.10	\$0.00	\$0.00	\$611,791.10

Schedule 4: General Fund Warrant Accounts of Current and all Prior Years				
CURRENT AND ALL PRIOR YEARS	2021-22	2020-21	PRE-2020	Total
Warrants Outstanding 6-30 of Year in Caption	\$0.00	\$139,872.75	\$0.00	\$139,872.75
Warrants Registered During Year	\$5,618,463.32	\$0.00	\$0.00	\$5,618,463.32
TOTAL	\$5,618,463.32	\$139,872.75	\$0.00	\$5,758,336.07
Warrants Paid During Year	\$5,473,389.25	\$139,826.58	\$0.00	\$5,613,215.83
Warrants Converted to Bonds or Judgments	\$0.00	\$0.00	\$0.00	\$0.00
Warrants Estopped by Statute/Canceled	\$0.00	\$46.17	\$0.00	\$46.17
TOTAL WARRANTS RETIRED	\$5,473,389.25	\$139,872.75	\$0.00	\$5,613,262.00
BALANCE WARRANTS OUTSTANDING JUNE 30, 2022	\$145,074.07	\$0.00	\$0.00	\$145,074.07

Schedule 5: 2021 Ad Valorem Tax Account		
ACCOUNTS COVERING THE PERIOD JULY 1, 2021 TO JUNE 30, 2022	35.820 Mills	Amount
2021 Net Valuation Certified to County Excise Board		\$21,092,359.00
Total Proceeds of Levy as Certified		\$755,528.30
Additions:		\$0.00
Deductions:		\$0.00
Gross Balance Tax		\$755,528.30
Less Reserve for Delinquent Tax		\$68,684.39
Reserve for Protests Pending		\$0.00
Balance Available Tax		\$686,843.91
Deduct 2021 Tax Apportioned		\$757,395.57
Net Balance 2021 Tax in Process of Collection		\$0.00
Excess Collections		\$70,551.66

GENERAL FUND ACCOUNTS COVERING THE PERIOD JULY 1, 2021 TO JUNE 30, 2022
ESTIMATE OF NEEDS FOR 2022-2023

EXHIBIT 'A'

Schedule 6: Revenue, Non-Revenue Receipts & Cash Balances		
SOURCE	2021-22 Account	
	AMOUNT ESTIMATED	ACTUALLY COLLECTED
1000 DISTRICT SOURCES OF REVENUE:		
1100 TAXES LEVIED/ASSESSED		
1110 Ad Valorem Tax Levy (Current Year)	\$686,843.91	\$757,395.57
1120 Ad Valorem Tax Levy (Prior Years)	\$11,227.00	\$112,049.20
1130 Revenue In Lieu Of Taxes	\$0.00	\$0.00
1140 Revenue From Local Governmental Units Other Than Leas	\$0.00	\$0.00
1190 Other Taxes	\$0.00	\$0.00
TOTAL TAXES LEVIED/ASSESSED	\$698,070.91	\$869,444.77
1200 Tuition & Fees	\$0.00	\$0.00
1300 Earnings on Investments and Bond Sales	\$0.00	\$0.00
1400 Rental, Disposals and Commissions	\$0.00	\$0.00
1500 Reimbursements	\$0.00	\$2,459.33
1600 Other Local Sources of Revenue	\$0.00	\$7,617.20
1700 Child Nutrition Programs	\$0.00	\$0.00
1800 Athletics	\$0.00	\$0.00
TOTAL DISTRICT SOURCES OF REVENUE	\$698,070.91	\$879,521.30
2000 INTERMEDIATE SOURCES OF REVENUE:		
2100 County 4 Mill Ad Valorem Tax	\$99,742.37	\$118,673.70
2200 County Apportionment (Mortgage Tax)	\$28,589.55	\$31,343.62
2300 Resale of Property Fund Distribution	\$0.00	\$0.00
2900 Other Intermediate Sources of Revenue	\$0.00	\$0.00
TOTAL INTERMEDIATE SOURCES OF REVENUE	\$128,331.92	\$150,017.32
3000 STATE SOURCES OF REVENUE:		
3100 STATE DEDICATED SOURCES OF REVENUE		
3110 Gross Production Tax	\$9,363.32	\$24,625.09
3120 Motor Vehicle Collections	\$316,406.30	\$367,991.71
3130 Rural Electric Cooperative Tax	\$46,072.19	\$56,871.46
3140 State School Land Earnings	\$110,368.36	\$115,197.41
3150 Vehicle Tax Stamps	\$0.00	\$568.92
3160 Farm Implement Tax Stamps	\$0.00	\$0.00
3170 Trailers and Mobile Homes	\$0.00	\$0.00
3190 Other Dedicated Revenue	\$0.00	\$0.00
TOTAL STATE DEDICATED SOURCES OF REVENUE	\$482,210.17	\$565,254.59
3200 STATE AID - NONCATEGORICAL		
3210 Foundation and Salary Incentive Aid	\$2,919,523.74	\$2,986,851.55
3220 Mid-Term Adjustment For Attendance	\$0.00	\$0.00
3230 Teacher Consultant Stipend	\$0.00	\$0.00
3240 Disaster Assistance	\$0.00	\$0.00
3250 Flexible Benefit Allowance	\$445,856.52	\$455,084.60
TOTAL STATE AID - NONCATEGORICAL	\$3,365,380.26	\$3,441,936.15
3300 State Aid - Competitive Grants - Categorical	\$0.00	\$0.00
3400 State - Categorical	\$66,700.81	\$152,935.76
3500 Special Programs	\$0.00	\$0.00
3600 Other State Sources of Revenue	\$0.00	\$3,694.26
3700 Child Nutrition Program	\$0.00	\$0.00
3800 State Vocational Programs - Multi-Source	\$0.00	\$22,662.00
TOTAL STATE SOURCES OF REVENUE	\$3,914,291.24	\$4,186,482.76
4000 FEDERAL SOURCES OF REVENUE:		
4100 Grants-In-Aid Direct From The Federal Government	\$40,000.00	\$44,178.00
4200 Disadvantaged Students	\$90,642.35	\$96,623.39
4300 Individuals With Disabilities	\$0.00	\$184,719.55
4400 No Child Left Behind	\$10,000.00	\$10,000.00
4500 Grants-In-Aid Passed Through Other State/Intermediate Sources	\$0.00	\$0.00
4600 Other Federal Sources Passed Through State Dept Of Education	\$582,000.00	\$432,638.60
4700 Child Nutrition Programs	\$0.00	\$0.00
4800 Federal Vocational Education	\$0.00	\$0.00
TOTAL FEDERAL SOURCES OF REVENUE	\$722,642.35	\$768,159.54
5000 NON-REVENUE RECEIPTS:		
TOTAL NON-REVENUE RECEIPTS	\$0.00	\$0.00
6000 BALANCE SHEET ACCOUNTS:		
6100 CASH ACCOUNTS		
6110 Cash Forward	\$246,027.33	\$246,027.33
6130 Prior-Year Lapsed Appropriations (Schedule 6)	\$0.00	\$0.00
6140 Estopped Warrants by Statute	\$0.00	\$46.17
TOTAL CASH ACCOUNTS	\$246,027.33	\$246,073.50
6200 Interfund Transfers	\$0.00	\$0.00
TOTAL BALANCE SHEET ACCOUNTS	\$246,027.33	\$246,073.50
GRAND TOTAL	\$5,709,363.75	\$6,230,254.42

GENERAL FUND ACCOUNTS COVERING THE PERIOD JULY 1, 2021 TO JUNE 30, 2022
ESTIMATE OF NEEDS FOR 2022-2023

EXHIBIT 'A'

Schedule 6: Revenue, Non-Revenue Receipts & Cash Balances (Continued)				
SOURCE	2021-22 Account OVER/UNDER	BASIS AND LIMIT OF ENSUING	ESTIMATED BY GOVERNING BOARD	APPROVED BY EXCISE BOARD
1000 DISTRICT SOURCES OF REVENUE:				
1100 TAXES LEVIED/ASSESSED				
1110 Ad Valorem Tax Levy (Current Year)	\$70,551.66	103.53%	\$784,102.66	\$784,102.66
1120 Ad Valorem Tax Levy (Prior Years)	\$100,822.20	0.00%	\$0.00	\$0.00
1130 Revenue In Lieu Of Taxes	\$0.00	0.00%	\$0.00	\$0.00
1140 Revenue From Local Governmental Units Other Than Leas	\$0.00	0.00%	\$0.00	\$0.00
1190 Other Taxes	\$0.00	0.00%	\$0.00	\$0.00
TOTAL TAXES LEVIED/ASSESSED	\$171,373.86		\$784,102.66	\$784,102.66
1200 Tuition & Fees	\$0.00	0.00%	\$0.00	\$0.00
1300 Earnings on Investments and Bond Sales	\$0.00	0.00%	\$0.00	\$0.00
1400 Rental, Disposals and Commissions	\$0.00	0.00%	\$0.00	\$0.00
1500 Reimbursements	\$2,459.33	0.00%	\$0.00	\$0.00
1600 Other Local Sources of Revenue	\$7,617.20	0.00%	\$0.00	\$0.00
1700 Child Nutrition Programs	\$0.00	0.00%	\$0.00	\$0.00
1800 Athletics	\$0.00	0.00%	\$0.00	\$0.00
TOTAL DISTRICT SOURCES OF REVENUE	\$181,450.39		\$784,102.66	\$784,102.66
2000 INTERMEDIATE SOURCES OF REVENUE:				
2100 County 4 Mill Ad Valorem Tax	\$18,931.33	90.00%	\$106,806.33	\$106,806.33
2200 County Apportionment (Mortgage Tax)	\$2,754.07	100.00%	\$31,343.62	\$31,343.62
2300 Resale of Property Fund Distribution	\$0.00	0.00%	\$0.00	\$0.00
2900 Other Intermediate Sources of Revenue	\$0.00	0.00%	\$0.00	\$0.00
TOTAL INTERMEDIATE SOURCES OF REVENUE	\$21,685.40		\$138,149.95	\$138,149.95
3000 STATE SOURCES OF REVENUE:				
3100 STATE DEDICATED SOURCES OF REVENUE:				
3110 Gross Production Tax	\$15,261.77	90.00%	\$22,162.58	\$22,162.58
3120 Motor Vehicle Collections	\$51,585.41	100.00%	\$367,991.71	\$367,991.71
3130 Rural Electric Cooperative Tax	\$10,799.27	100.00%	\$56,871.46	\$56,871.46
3140 State School Land Earnings	\$4,829.05	100.00%	\$115,197.41	\$115,197.41
3150 Vehicle Tax Stamps	\$568.92	100.00%	\$568.92	\$568.92
3160 Farm Implement Tax Stamps	\$0.00	0.00%	\$0.00	\$0.00
3170 Trailers and Mobile Homes	\$0.00	0.00%	\$0.00	\$0.00
3190 Other Dedicated Revenue	\$0.00	0.00%	\$0.00	\$0.00
TOTAL STATE DEDICATED SOURCES OF REVENUE	\$83,044.42		\$562,792.08	\$562,792.08
3200 STATE AID - NONCATEGORICAL				
3210 Foundation and Salary Incentive Aid	\$67,327.81	100.71%	\$3,008,044.33	\$3,008,044.33
3220 Mid-Term Adjustment For Attendance	\$0.00	0.00%	\$0.00	\$0.00
3230 Teacher Consultant Stipend	\$0.00	0.00%	\$0.00	\$0.00
3240 Disaster Assistance	\$0.00	0.00%	\$0.00	\$0.00
3250 Flexible Benefit Allowance	\$9,228.08	106.90%	\$486,495.02	\$486,495.02
TOTAL STATE AID - NONCATEGORICAL	\$76,555.89		\$3,494,539.35	\$3,494,539.35
3300 State Aid - Competitive Grants - Categorical	\$0.00	0.00%	\$0.00	\$0.00
3400 State - Categorical	\$86,234.95	33.69%	\$51,523.82	\$51,523.82
3500 Special Programs	\$0.00	0.00%	\$0.00	\$0.00
3600 Other State Sources of Revenue	\$3,694.26	0.00%	\$0.00	\$0.00
3700 Child Nutrition Program	\$0.00	0.00%	\$0.00	\$0.00
3800 State Vocational Programs - Multi-Source	\$22,662.00	0.00%	\$0.00	\$0.00
TOTAL STATE SOURCES OF REVENUE	\$272,191.52		\$4,108,855.25	\$4,108,855.25
4000 FEDERAL SOURCES OF REVENUE:				
4100 Grants-In-Aid Direct From The Federal Government	\$4,178.00	90.54%	\$40,000.00	\$40,000.00
4200 Disadvantaged Students	\$5,981.04	111.72%	\$107,949.02	\$107,949.02
4300 Individuals With Disabilities	\$184,719.55	0.00%	\$0.00	\$0.00
4400 No Child Left Behind	\$0.00	100.00%	\$10,000.00	\$10,000.00
4500 Grants-In-Aid Passed Through Other State/Intermediate Sources	\$0.00	0.00%	\$0.00	\$0.00
4600 Other Federal Sources Passed Through State Dept Of Education	-\$149,361.40	104.67%	\$452,834.78	\$452,834.78
4700 Child Nutrition Programs	\$0.00	0.00%	\$0.00	\$0.00
4800 Federal Vocational Education	\$0.00	0.00%	\$0.00	\$0.00
TOTAL FEDERAL SOURCES OF REVENUE	\$45,517.19		\$610,783.80	\$610,783.80
5000 NON-REVENUE RECEIPTS:	\$0.00	0.00%	\$0.00	\$0.00
TOTAL NON-REVENUE RECEIPTS	\$0.00		\$0.00	\$0.00
6000 BALANCE SHEET ACCOUNTS:				
6100 CASH ACCOUNTS				
6110 Cash Forward	\$0.00	248.67%	\$611,791.10	\$611,791.10
6130 Prior-Year Lapsed Appropriations (Schedule 6)	\$0.00	0.00%	\$0.00	\$0.00
6140 Estopped Warrants by Statute	\$46.17	0.00%	\$0.00	\$0.00
TOTAL CASH ACCOUNTS	\$46.17		\$611,791.10	\$611,791.10
6200 Interfund Transfers	\$0.00	0.00%	\$0.00	\$0.00
TOTAL BALANCE SHEET ACCOUNTS	\$46.17		\$611,791.10	\$611,791.10
GRAND TOTAL	\$520,890.67		\$6,253,682.76	\$6,253,682.76

GENERAL FUND ACCOUNTS COVERING THE PERIOD JULY 1, 2021 TO JUNE 30, 2022
ESTIMATE OF NEEDS FOR 2022-2023

EXHIBIT 'A'

Schedule 7: Report of Prior Year Warrants Issued From Reserves			
FISCAL YEAR ENDING JUNE 30, 2021			
	RESERVES 06-30-2021	WARRANTS ISSUED SINCE	BALANCE LAPSED
TOTAL PRIOR YEAR RESERVES	\$0.00	\$0.00	\$0.00

Schedule 8: Report of Current Year Expenditures			
APPROPRIATED ACCOUNTS	FISCAL YEAR ENDING JUNE 30, 2022		
	APPROPRIATIONS		
	ORIGINAL	SUPPLEMENTAL ADJUSTMENTS	FINAL APPROPRIATIONS
1000 INSTRUCTION	\$4,004,694.02	\$0.00	\$4,004,694.02
2000 SUPPORT SERVICES:			
2100 Support Services - Students	\$245,228.81	\$0.00	\$245,228.81
2200 Support Services - Instructional Staff	\$80,622.79	\$0.00	\$80,622.79
2300 Support Services - General Administration	\$73,713.26	\$0.00	\$73,713.26
2400 Support Services - School Administration	\$451,027.90	\$0.00	\$451,027.90
2500 Support Services - Business	\$180,290.54	\$0.00	\$180,290.54
2600 Operations And Maintenance of Plant Services	\$559,134.63	\$0.00	\$559,134.63
2700 Student Transportation Services	\$112,115.31	\$0.00	\$112,115.31
TOTAL SUPPORT SERVICES	\$1,702,133.24	\$0.00	\$1,702,133.24
3000 OPERATION OF NON-INSTRUCTION SERVICES:			
3100 Child Nutrition Programs Operations	\$2,536.49	\$0.00	\$2,536.49
3200 Other Enterprise Service Operations		\$0.00	\$0.00
3300 Community Services Operations	\$0.00	\$0.00	\$0.00
TOTAL OPERATION OF NON-INSTRUCTIONAL SERVICES	\$2,536.49	\$0.00	\$2,536.49
4000 FACILITIES ACQUISITION & CONSTRUCTION SERVICES:			
4200 Land Acquisition Services	\$0.00	\$0.00	\$0.00
4300 Land Improvement Services	\$0.00	\$0.00	\$0.00
4400 Architecture and Engineering Services	\$0.00	\$0.00	\$0.00
4500 Educational Specifications Development Services	\$0.00	\$0.00	\$0.00
4600 Building Acquisition and Construction Services	\$0.00	\$0.00	\$0.00
4700 Building Improvement Services	\$0.00	\$0.00	\$0.00
TOTAL FACILITIES ACQUISITION & CONST. SERVICES	\$0.00	\$0.00	\$0.00
5000 OTHER OUTLAYS:			
5100 Debt Service	\$0.00	\$0.00	\$0.00
5200 Fund Transfer/Reimbursement (Child Nutrition Fund)	\$0.00	\$0.00	\$0.00
5300 Clearing Account	\$0.00	\$0.00	\$0.00
5400 Indirect Cost Entitlement	\$0.00	\$0.00	\$0.00
5500 Private Nonprofit Schools	\$0.00	\$0.00	\$0.00
5600 Correcting Entry	\$0.00	\$0.00	\$0.00
5800 Charter School Reimbursement	\$0.00	\$0.00	\$0.00
5900 Arbitrage	\$0.00	\$0.00	\$0.00
TOTAL OTHER OUTLAYS	\$0.00	\$0.00	\$0.00
7000 OTHER USES / UNBUDGETED ITEMS:	\$0.00	\$0.00	\$0.00
8000 REPAYMENTS:	\$0.00	\$0.00	\$0.00
TOTAL GENERAL FUND 2021-22 FISCAL YEAR	\$5,709,363.75	\$0.00	\$5,709,363.75

GENERAL FUND ACCOUNTS COVERING THE PERIOD JULY 1, 2021 TO JUNE 30, 2022
ESTIMATE OF NEEDS FOR 2022-2023

EXHIBIT 'A'

Schedule 8: Report of Current Year Expenditures (Continued)				
FISCAL YEAR ENDING JUNE 30, 2022				
APPROPRIATED ACCOUNTS	WARRANTS ISSUED	RESERVES	LAPSED BALANCE KNOWN TO BE UNENCUMBERED	2021-2022 EXPENDITURES FOR CURRENT EXPENSE PURPOSES
1000 INSTRUCTION:	\$3,914,190.41	\$0.00	\$90,503.61	\$3,914,190.41
2000 SUPPORT SERVICES:				
2100 Support Services - Students	\$245,228.81	\$0.00	\$0.00	\$245,228.81
2200 Support Services - Instructional Staff	\$80,622.79	\$0.00	\$0.00	\$80,622.79
2300 Support Services - General Administration	\$73,713.26	\$0.00	\$0.00	\$73,713.26
2400 Support Services - School Administration	\$451,027.90	\$0.00	\$0.00	\$451,027.90
2500 Support Services - Business	\$180,290.54	\$0.00	\$0.00	\$180,290.54
2600 Operations And Maintenance of Plant Services	\$558,737.81	\$0.00	\$396.82	\$558,737.81
2700 Student Transportation Services	\$112,115.31	\$0.00	\$0.00	\$112,115.31
TOTAL SUPPORT SERVICES	\$1,701,736.42	\$0.00	\$396.82	\$1,701,736.42
3000 OPERATION OF NON-INSTRUCTION SERVICES:				
3100 Child Nutrition Programs Operations	\$2,536.49	\$0.00	\$0.00	\$2,536.49
3200 Other Enterprise Service Operations	\$0.00	\$0.00	\$0.00	\$0.00
3300 Community Services Operations	\$0.00	\$0.00	\$0.00	\$0.00
TOTAL OPERATION OF NON-INSTRUCTIONAL SERVICES	\$2,536.49	\$0.00	\$0.00	\$2,536.49
4000 FACILITIES ACQUISITION & CONSTRUCTION SERVICES:				
4200 Land Acquisition Services	\$0.00	\$0.00	\$0.00	\$0.00
4300 Land Improvement Services	\$0.00	\$0.00	\$0.00	\$0.00
4400 Architecture and Engineering Services	\$0.00	\$0.00	\$0.00	\$0.00
4500 Educational Specifications Development Services	\$0.00	\$0.00	\$0.00	\$0.00
4600 Building Acquisition and Construction Services	\$0.00	\$0.00	\$0.00	\$0.00
4700 Building Improvement Services	\$0.00	\$0.00	\$0.00	\$0.00
TOTAL FACILITIES ACQUISITION & CONST. SERVICES	\$0.00	\$0.00	\$0.00	\$0.00
5000 OTHER OUTLAYS:				
5100 Debt Service	\$0.00	\$0.00	\$0.00	\$0.00
5200 Fund Transfer/Reimbursement (Child Nutrition Fund)	\$0.00	\$0.00	\$0.00	\$0.00
5300 Clearing Account	\$0.00	\$0.00	\$0.00	\$0.00
5400 Indirect Cost Entitlement	\$0.00	\$0.00	\$0.00	\$0.00
5500 Private Nonprofit Schools	\$0.00	\$0.00	\$0.00	\$0.00
5600 Correcting Entry	\$0.00	\$0.00	\$0.00	\$0.00
5800 Charter School Reimbursement	\$0.00	\$0.00	\$0.00	\$0.00
5900 Arbitrage	\$0.00	\$0.00	\$0.00	\$0.00
TOTAL OTHER OUTLAYS	\$0.00	\$0.00	\$0.00	\$0.00
7000 OTHER USES / UNBUDGETED ITEMS:	\$0.00	\$0.00	\$0.00	\$0.00
8000 REPAYMENTS:	\$0.00	\$0.00	\$0.00	\$0.00
TOTAL GENERAL FUND 2021-22 FISCAL YEAR	\$5,618,463.32	\$0.00	\$90,900.43	\$5,618,463.32

ESTIMATE OF NEEDS FOR THE FISCAL YEAR 2022-23		Estimate of Needs by Governing Board	Approved by County Excise Board
PURPOSE:			
Current Expense		\$6,253,682.76	\$6,253,682.76
Pro rata share of County Assessor's Budget as determined by County Excise Board		\$0.00	\$0.00
GRAND TOTAL - Home School		\$6,253,682.76	\$6,253,682.76

BUILDING FUND ACCOUNTS COVERING THE PERIOD JULY 1, 2021 TO JUNE 30, 2022
ESTIMATE OF NEEDS FOR 2022-2023

EXHIBIT 'C'

Schedule 1: Current Balance Sheet for June 30, 2022	
ASSETS:	Amount
Cash Balances	\$150,647.06
Investments	\$0.00
TOTAL ASSETS	\$150,647.06
LIABILITIES AND RESERVES:	
Warrants Outstanding	\$9,341.18
Reserve for Interest on Warrants	\$0.00
Reserves From Schedule 8	\$0.00
TOTAL LIABILITIES AND RESERVES	\$9,341.18
CASH FUND BALANCE JUNE 30, 2022	\$141,305.88
TOTAL LIABILITIES, RESERVES AND CASH FUND BALANCE	\$150,647.06

Schedule 2: Revenue and Requirements, 2021-2022		
REVENUE:	Estimated Budget	Actual Revenue & Expenditures
Revenues, Non-Revenue Receipts & Cash Balances (Schedule 6)	\$139,648.31	\$232,980.11
LESS: REQUIREMENTS:		
Expenditures (Schedule 8)	\$139,648.31	\$91,674.23
CASH FUND BALANCE JUNE 30, 2022	\$0.00	\$141,305.88

Schedule 3: Building Fund Cash Accounts of Current and all Prior Years				
CURRENT AND ALL PRIOR YEARS	2021-22	2020-21	PRE-2020	Total
Cash Balance Reported to Excise Board 6-30-21	\$0.00	\$52,929.89	\$0.00	\$52,929.89
REVENUES, NON-REVENUE RECEIPTS & CASH BALANCE				
Revenues/Non-Rev (Sch 6 Source Codes 1000 to 5999)	\$193,111.89	\$0.00	\$0.00	\$193,111.89
Cash Balances Transferred (Sch 6 Source Code 6110)	\$39,868.22	-\$39,868.22	\$0.00	\$0.00
Prior Year Lapsed Appropri (Sch 6 Source Code 6130)	\$0.00	\$0.00	\$0.00	\$0.00
Estopped Warrants (Sch 6 Source Code 6140)	\$0.00	\$0.00	\$0.00	\$0.00
Interfund Transfers (Sch 6 Source Code 6200)	\$0.00	\$0.00	\$0.00	\$0.00
TOTAL REVENUES, NON-REVENUE RECEIPTS & CASH BALANCE	\$232,980.11	-\$39,868.22	\$0.00	\$193,111.89
Warrants Paid of Year in Caption	\$82,333.05	\$13,061.67	\$0.00	\$95,394.72
TOTAL DISBURSEMENTS	\$82,333.05	\$13,061.67	\$0.00	\$95,394.72
CASH & INVESTMENTS BALANCE JUNE 30, 2022	\$150,647.06	\$0.00	\$0.00	\$150,647.06
Reserve for Warrants Outstanding (Schedule 4)	\$9,341.18	\$0.00	\$0.00	\$9,341.18
Reserve for Encumbrances (Schedule 8)	\$0.00	\$0.00	\$0.00	\$0.00
TOTAL LIABILITIES AND RESERVE	\$9,341.18	\$0.00	\$0.00	\$9,341.18
DEFICIT:	\$0.00	\$0.00	\$0.00	\$0.00
CASH FUND BAL FORWARD TO SUCCEEDING YEAR	\$141,305.88	\$0.00	\$0.00	\$141,305.88

Schedule 4: Building Fund Warrant Accounts of Current and all Prior Years				
CURRENT AND ALL PRIOR YEARS	2021-22	2020-21	PRE-2020	Total
Warrants Outstanding 6-30 of Year in Caption	\$0.00	\$13,061.67	\$0.00	\$13,061.67
Warrants Registered During Year	\$91,674.23	\$0.00	\$0.00	\$91,674.23
TOTAL	\$91,674.23	\$13,061.67	\$0.00	\$104,735.90
Warrants Paid During Year	\$82,333.05	\$13,061.67	\$0.00	\$95,394.72
Warrants Converted to Bonds or Judgments	\$0.00	\$0.00	\$0.00	\$0.00
Warrants Estopped by Statute/Canceled	\$0.00	\$0.00	\$0.00	\$0.00
TOTAL WARRANTS RETIRED	\$82,333.05	\$13,061.67	\$0.00	\$95,394.72
BALANCE WARRANTS OUTSTANDING JUNE 30, 2022	\$9,341.18	\$0.00	\$0.00	\$9,341.18

Schedule 5: 2021 Ad Valorem Tax Account		
ACCOUNTS COVERING THE PERIOD JULY 1, 2021 TO JUNE 30, 2022	5.120 Mills	Amount
2021 Net Valuation Certified to County Excise Board		\$21,092,359.00
Total Proceeds of Levy as Certified		\$107,992.88
Additions:		\$0.00
Deductions:		\$0.00
Gross Balance Tax		\$107,992.88
Less Reserve for Delinquent Tax		\$9,817.53
Reserve for Protests Pending		\$0.00
Balance Available Tax		\$98,175.35
Deduct 2021 Tax Apportioned		\$108,259.79
Net Balance 2021 Tax in Process of Collection		\$0.00
Excess Collections		\$10,084.44

BUILDING FUND ACCOUNTS COVERING THE PERIOD JULY 1, 2021 TO JUNE 30, 2022
ESTIMATE OF NEEDS FOR 2022-2023

EXHIBIT 'C'

Schedule 6: Revenue, Non-Revenue Receipts & Cash Balances		
SOURCE	2021-22 Account	
	AMOUNT ESTIMATED	ACTUALLY COLLECTED
1000 DISTRICT SOURCES OF REVENUE:		
1100 TAXES LEVIED/ASSESSED		
1110 Ad Valorem Tax Levy (Current Year)	\$98,175.35	\$108,259.79
1120 Ad Valorem Tax Levy (Prior Years)	\$1,604.74	\$16,015.96
1130 Revenue In Lieu Of Taxes	\$0.00	\$0.00
1140 Revenue From Local Governmental Units Other Than Leas	\$0.00	\$0.00
1190 Other Taxes	\$0.00	\$0.00
TOTAL TAXES LEVIED/ASSESSED	\$99,780.09	\$124,275.75
1200 Tuition & Fees	\$0.00	\$0.00
1300 Earnings on Investments and Bond Sales	\$0.00	\$6,453.10
1400 Rental, Disposals and Commissions	\$0.00	\$5,500.00
1500 Reimbursements	\$0.00	\$0.00
1600 Other Local Sources of Revenue	\$0.00	\$0.00
1700 Child Nutrition Programs	\$0.00	\$0.00
1800 Athletics	\$0.00	\$0.00
TOTAL DISTRICT SOURCES OF REVENUE	\$99,780.09	\$136,228.85
2000 INTERMEDIATE SOURCES OF REVENUE		
2100 County 4 Mill Ad Valorem Tax	\$0.00	\$0.00
2200 County Apportionment (Mortgage Tax)	\$0.00	\$0.00
2300 Resale of Property Fund Distribution	\$0.00	\$0.00
2900 Other Intermediate Sources of Revenue	\$0.00	\$0.00
TOTAL INTERMEDIATE SOURCES OF REVENUE	\$0.00	\$0.00
3000 STATE SOURCES OF REVENUE:		
3100 STATE DEDICATED SOURCES OF REVENUE		
3110 Gross Production Tax	\$0.00	\$0.00
3120 Motor Vehicle Collections	\$0.00	\$0.00
3130 Rural Electric Cooperative Tax	\$0.00	\$0.00
3140 State School Land Earnings	\$0.00	\$0.00
3150 Vehicle Tax Stamps	\$0.00	\$0.00
3160 Farm Implement Tax Stamps	\$0.00	\$0.00
3170 Trailers and Mobile Homes	\$0.00	\$0.00
3190 Other Dedicated Revenue	\$0.00	\$0.00
TOTAL STATE DEDICATED SOURCES OF REVENUE	\$0.00	\$0.00
3200 STATE AID - NONCATEGORICAL		
3210 Foundation and Salary Incentive Aid	\$0.00	\$0.00
3220 Mid-Term Adjustment For Attendance	\$0.00	\$0.00
3230 Teacher Consultant Stipend	\$0.00	\$0.00
3240 Disaster Assistance	\$0.00	\$0.00
3250 Flexible Benefit Allowance	\$0.00	\$0.00
TOTAL STATE AID - NONCATEGORICAL	\$0.00	\$0.00
3300 State Aid - Competitive Grants - Categorical	\$0.00	\$0.00
3400 State - Categorical	\$0.00	\$0.00
3500 Special Programs	\$0.00	\$56,875.84
3600 Other State Sources of Revenue	\$0.00	\$0.00
3700 Child Nutrition Program	\$0.00	\$7.20
3800 State Vocational Programs - Multi-Source	\$0.00	\$0.00
TOTAL STATE SOURCES OF REVENUE	\$0.00	\$0.00
4000 FEDERAL SOURCES OF REVENUE:		
4100 Grants-In-Aid Direct From The Federal Government	\$0.00	\$0.00
4200 Disadvantaged Students	\$0.00	\$0.00
4300 Individuals With Disabilities	\$0.00	\$0.00
4400 No Child Left Behind	\$0.00	\$0.00
4500 Grants-In-Aid Passed Through Other State/Intermediate Sources	\$0.00	\$0.00
4600 Other Federal Sources Passed Through State Dept Of Education	\$0.00	\$0.00
4700 Child Nutrition Programs	\$0.00	\$0.00
4800 Federal Vocational Education	\$0.00	\$0.00
TOTAL FEDERAL SOURCES OF REVENUE	\$0.00	\$0.00
5000 NON-REVENUE RECEIPTS:		
TOTAL NON-REVENUE RECEIPTS	\$0.00	\$0.00
6000 BALANCE SHEET ACCOUNTS		
6100 CASH ACCOUNTS		
6110 Cash Forward	\$39,868.22	\$39,868.22
6130 Prior-Year Lapsed Appropriations (Schedule 6)	\$0.00	\$0.00
6140 Estopped Warrants by Statute	\$0.00	\$0.00
TOTAL CASH ACCOUNTS	\$39,868.22	\$39,868.22
6200 Interfund Transfers	\$0.00	\$0.00
TOTAL BALANCE SHEET ACCOUNTS	\$0.00	\$0.00
GRAND TOTAL	\$139,648.31	\$232,980.11

BUILDING FUND ACCOUNTS COVERING THE PERIOD JULY 1, 2021 TO JUNE 30, 2022
ESTIMATE OF NEEDS FOR 2022-2023

EXHIBIT 'C'

Schedule 6: Revenue, Non-Revenue Receipts & Cash Balances (Continued)				
SOURCE	2021-22 Account	BASIS AND LIMIT OF ENSUING	ESTIMATED BY GOVERNING BOARD	APPROVED BY EXCISE BOARD
	OVER/UNDER			
1000 DISTRICT SOURCES OF REVENUE:				
1100 TAXES LEVIED/ASSESSED				
1110 Ad Valorem Tax Levy (Current Year)	\$10,084.44	103.53%	\$112,077.21	\$112,077.21
1120 Ad Valorem Tax Levy (Prior Years)	\$14,411.22	0.00%	\$0.00	\$0.00
1130 Revenue In Lieu Of Taxes	\$0.00	0.00%	\$0.00	\$0.00
1140 Revenue From Local Governmental Units Other Than Leas	\$0.00	0.00%	\$0.00	\$0.00
1190 Other Taxes	\$0.00	0.00%	\$0.00	\$0.00
TOTAL TAXES LEVIED/ASSESSED	\$24,495.66		\$112,077.21	\$112,077.21
1200 Tuition & Fees	\$0.00	0.00%	\$0.00	\$0.00
1300 Earnings on Investments and Bond Sales	\$6,453.10	0.00%	\$0.00	\$0.00
1400 Rental, Disposals and Commissions	\$5,500.00	0.00%	\$0.00	\$0.00
1500 Reimbursements	\$0.00	0.00%	\$0.00	\$0.00
1600 Other Local Sources of Revenue	\$0.00	0.00%	\$0.00	\$0.00
1700 Child Nutrition Programs	\$0.00	0.00%	\$0.00	\$0.00
1800 Athletics	\$0.00	0.00%	\$0.00	\$0.00
TOTAL DISTRICT SOURCES OF REVENUE	\$36,448.76		\$112,077.21	\$112,077.21
2000 INTERMEDIATE SOURCES OF REVENUE				
2100 County 4 Mill Ad Valorem Tax	\$0.00	0.00%	\$0.00	\$0.00
2200 County Apportionment (Mortgage Tax)	\$0.00	0.00%	\$0.00	\$0.00
2300 Resale of Property Fund Distribution	\$0.00	0.00%	\$0.00	\$0.00
2900 Other Intermediate Sources of Revenue	\$0.00	0.00%	\$0.00	\$0.00
TOTAL INTERMEDIATE SOURCES OF REVENUE	\$0.00		\$0.00	\$0.00
3000 STATE SOURCES OF REVENUE:				
3100 STATE DEDICATED SOURCES OF REVENUE:				
3110 Gross Production Tax	\$0.00	0.00%	\$0.00	\$0.00
3120 Motor Vehicle Collections	\$0.00	0.00%	\$0.00	\$0.00
3130 Rural Electric Cooperative Tax	\$0.00	0.00%	\$0.00	\$0.00
3140 State School Land Earnings	\$0.00	0.00%	\$0.00	\$0.00
3150 Vehicle Tax Stamps	\$0.00	0.00%	\$0.00	\$0.00
3160 Farm Implement Tax Stamps	\$0.00	0.00%	\$0.00	\$0.00
3170 Trailers and Mobile Homes	\$0.00	0.00%	\$0.00	\$0.00
3190 Other Dedicated Revenue	\$0.00	0.00%	\$0.00	\$0.00
TOTAL STATE DEDICATED SOURCES OF REVENUE	\$0.00		\$0.00	\$0.00
3200 STATE AID - NONCATEGORICAL				
3210 Foundation and Salary Incentive Aid	\$0.00	0.00%	\$0.00	\$0.00
3220 Mid-Term Adjustment For Attendance	\$0.00	0.00%	\$0.00	\$0.00
3230 Teacher Consultant Stipend	\$0.00	0.00%	\$0.00	\$0.00
3240 Disaster Assistance	\$0.00	0.00%	\$0.00	\$0.00
3250 Flexible Benefit Allowance	\$0.00	0.00%	\$0.00	\$0.00
TOTAL STATE AID - NONCATEGORICAL	\$0.00		\$0.00	\$0.00
3300 State Aid - Competitive Grants - Categorical	\$0.00	0.00%	\$0.00	\$0.00
3400 State - Categorical	\$56,875.84	0.00%	\$0.00	\$0.00
3500 Special Programs	\$0.00	0.00%	\$0.00	\$0.00
3600 Other State Sources of Revenue	\$7.20	0.00%	\$0.00	\$0.00
3700 Child Nutrition Program	\$0.00	0.00%	\$0.00	\$0.00
3800 State Vocational Programs - Multi-Source	\$0.00	0.00%	\$0.00	\$0.00
TOTAL STATE SOURCES OF REVENUE	\$56,883.04		\$0.00	\$0.00
4000 FEDERAL SOURCES OF REVENUE:				
4100 Grants-In-Aid Direct From The Federal Government	\$0.00	0.00%	\$0.00	\$0.00
4200 Disadvantaged Students	\$0.00	0.00%	\$0.00	\$0.00
4300 Individuals With Disabilities	\$0.00	0.00%	\$0.00	\$0.00
4400 No Child Left Behind	\$0.00	0.00%	\$0.00	\$0.00
4500 Grants-In-Aid Passed Through Other State/Intermediate Sources	\$0.00	0.00%	\$0.00	\$0.00
4600 Other Federal Sources Passed Through State Dept Of Education	\$0.00	0.00%	\$0.00	\$0.00
4700 Child Nutrition Programs	\$0.00	0.00%	\$0.00	\$0.00
4800 Federal Vocational Education	\$0.00	0.00%	\$0.00	\$0.00
TOTAL FEDERAL SOURCES OF REVENUE	\$0.00		\$0.00	\$0.00
5000 NON-REVENUE RECEIPTS:				
TOTAL NON-REVENUE RECEIPTS	\$0.00		\$0.00	\$0.00
6000 BALANCE SHEET ACCOUNTS				
6100 CASH ACCOUNTS				
6110 Cash Forward	\$0.00	354.43%	\$141,305.88	\$141,305.88
6130 Prior-Year Lapsed Appropriations (Schedule 6)	\$0.00	0.00%	\$0.00	\$0.00
6140 Estopped Warrants by Statute	\$0.00	0.00%	\$0.00	\$0.00
TOTAL CASH ACCOUNTS	\$0.00		\$141,305.88	\$141,305.88
6200 Interfund Transfers	\$0.00	0.00%	\$0.00	\$0.00
TOTAL BALANCE SHEET ACCOUNTS	\$0.00		\$141,305.88	\$141,305.88
GRAND TOTAL	\$93,331.80		\$253,383.09	\$253,383.09

BUILDING FUND ACCOUNTS COVERING THE PERIOD JULY 1, 2021 TO JUNE 30, 2022
ESTIMATE OF NEEDS FOR 2022-2023

EXHIBIT 'C'

Schedule 7: Report of Prior Year Warrants Issued From Reserves			
FISCAL YEAR ENDING JUNE 30, 2021			
	RESERVES 06-30-2021	WARRANTS ISSUED SINCE	BALANCE LAPSED
TOTAL PRIOR YEAR RESERVES	\$0.00	\$0.00	\$0.00

Schedule 8: Report of Current Year Expenditures			
APPROPRIATED ACCOUNTS	FISCAL YEAR ENDING JUNE 30, 2022		
	APPROPRIATIONS		
	ORIGINAL	SUPPLEMENTAL ADJUSTMENTS	FINAL APPROPRIATIONS
1000 INSTRUCTION:	\$0.00	\$0.00	\$0.00
2000 SUPPORT SERVICES:			
2100 Support Services - Students	\$0.00	\$0.00	\$0.00
2200 Support Services - Instructional Staff	\$0.00	\$0.00	\$0.00
2300 Support Services - General Administration	\$0.00	\$0.00	\$0.00
2400 Support Services - School Administration	\$0.00	\$0.00	\$0.00
2500 Support Services - Business	\$0.00	\$0.00	\$0.00
2600 Operations And Maintenance of Plant Services	\$8,509.64	\$0.00	\$8,509.64
2700 Student Transportation Services	\$131,138.67	\$0.00	\$131,138.67
TOTAL SUPPORT SERVICES	\$0.00	\$0.00	\$0.00
3000 OPERATION OF NON-INSTRUCTION SERVICES:	\$139,648.31	\$0.00	\$139,648.31
3100 Child Nutrition Programs Operations	\$0.00	\$0.00	\$0.00
3200 Other Enterprise Service Operations	\$0.00	\$0.00	\$0.00
3300 Community Services Operations	\$0.00	\$0.00	\$0.00
TOTAL OPERATION OF NON-INSTRUCTIONAL SERVICES	\$0.00	\$0.00	\$0.00
4000 FACILITIES ACQUISITION & CONSTRUCTION SERVICES:	\$0.00	\$0.00	\$0.00
4200 Land Acquisition Services	\$0.00	\$0.00	\$0.00
4300 Land Improvement Services	\$0.00	\$0.00	\$0.00
4400 Architecture and Engineering Services	\$0.00	\$0.00	\$0.00
4500 Educational Specifications Development Services	\$0.00	\$0.00	\$0.00
4600 Building Acquisition and Construction Services	\$0.00	\$0.00	\$0.00
4700 Building Improvement Services	\$0.00	\$0.00	\$0.00
TOTAL FACILITIES ACQUISITION & CONST. SERVICES	\$0.00	\$0.00	\$0.00
5000 OTHER OUTLAYS:	\$0.00	\$0.00	\$0.00
5100 Debt Service	\$0.00	\$0.00	\$0.00
5200 Fund Transfer/Reimbursement (Child Nutrition Fund)	\$0.00	\$0.00	\$0.00
5300 Clearing Account	\$0.00	\$0.00	\$0.00
5400 Indirect Cost Entitlement	\$0.00	\$0.00	\$0.00
5500 Private Nonprofit Schools	\$0.00	\$0.00	\$0.00
5600 Correcting Entry	\$0.00	\$0.00	\$0.00
5800 Charter School Reimbursement	\$0.00	\$0.00	\$0.00
5900 Arbitrage	\$0.00	\$0.00	\$0.00
TOTAL OTHER OUTLAYS	\$0.00	\$0.00	\$0.00
7000 OTHER USES / UNBUDGETED ITEMS:	\$0.00	\$0.00	\$0.00
8000 REPAYMENTS:	\$0.00	\$0.00	\$0.00
TOTAL BUILDING FUND 2021-22 FISCAL YEAR	\$139,648.31	\$0.00	\$139,648.31

BUILDING FUND ACCOUNTS COVERING THE PERIOD JULY 1, 2021 TO JUNE 30, 2022
ESTIMATE OF NEEDS FOR 2022-2023

EXHIBIT 'C'

Schedule 8: Report of Current Year Expenditures (Continued)				
FISCAL YEAR ENDING JUNE 30, 2022				
APPROPRIATED ACCOUNTS	WARRANTS ISSUED	RESERVES	LAPSED BALANCE KNOWN TO BE UNENCUMBERED	2021-2022 EXPENDITURES FOR CURRENT EXPENSE PURPOSES
1000 INSTRUCTION:	\$0.00	\$0.00	\$0.00	\$0.00
2000 SUPPORT SERVICES:				
2100 Support Services - Students	\$0.00	\$0.00	\$0.00	\$0.00
2200 Support Services - Instructional Staff	\$0.00	\$0.00	\$0.00	\$0.00
2300 Support Services - General Administration	\$0.00	\$0.00	\$0.00	\$0.00
2400 Support Services - School Administration	\$0.00	\$0.00	\$0.00	\$0.00
2500 Support Services - Business	\$8,509.64	\$0.00	\$0.00	\$8,509.64
2600 Operations And Maintenance of Plant Services	\$83,164.59	\$0.00	\$47,974.08	\$83,164.59
2700 Student Transportation Services	\$0.00	\$0.00	\$0.00	\$0.00
TOTAL SUPPORT SERVICES	\$91,674.23	\$0.00	\$47,974.08	\$91,674.23
3000 OPERATION OF NON-INSTRUCTION SERVICES:				
3100 Child Nutrition Programs Operations	\$0.00	\$0.00	\$0.00	\$0.00
3200 Other Enterprise Service Operations	\$0.00	\$0.00	\$0.00	\$0.00
3300 Community Services Operations	\$0.00	\$0.00	\$0.00	\$0.00
TOTAL OPERATION OF NON-INSTRUCTIONAL SERVICES	\$0.00	\$0.00	\$0.00	\$0.00
4000 FACILITIES ACQUISITION & CONSTRUCTION SERVICES:				
4200 Land Acquisition Services	\$0.00	\$0.00	\$0.00	\$0.00
4300 Land Improvement Services	\$0.00	\$0.00	\$0.00	\$0.00
4400 Architecture and Engineering Services	\$0.00	\$0.00	\$0.00	\$0.00
4500 Educational Specifications Development Services	\$0.00	\$0.00	\$0.00	\$0.00
4600 Building Acquisition and Construction Services	\$0.00	\$0.00	\$0.00	\$0.00
4700 Building Improvement Services	\$0.00	\$0.00	\$0.00	\$0.00
TOTAL FACILITIES ACQUISITION & CONST. SERVICES	\$0.00	\$0.00	\$0.00	\$0.00
5000 OTHER OUTLAYS:				
5100 Debt Service	\$0.00	\$0.00	\$0.00	\$0.00
5200 Fund Transfer/Reimbursement (Child Nutrition Fund)	\$0.00	\$0.00	\$0.00	\$0.00
5300 Clearing Account	\$0.00	\$0.00	\$0.00	\$0.00
5400 Indirect Cost Entitlement	\$0.00	\$0.00	\$0.00	\$0.00
5500 Private Nonprofit Schools	\$0.00	\$0.00	\$0.00	\$0.00
5600 Correcting Entry	\$0.00	\$0.00	\$0.00	\$0.00
5800 Charter School Reimbursement	\$0.00	\$0.00	\$0.00	\$0.00
5900 Arbitrage	\$0.00	\$0.00	\$0.00	\$0.00
TOTAL OTHER OUTLAYS	\$0.00	\$0.00	\$0.00	\$0.00
7000 OTHER USES / UNBUDGETED ITEMS:	\$0.00	\$0.00	\$0.00	\$0.00
8000 REPAYMENTS:	\$0.00	\$0.00	\$0.00	\$0.00
TOTAL BUILDING FUND 2021-22 FISCAL YEAR	\$91,674.23	\$0.00	\$47,974.08	\$91,674.23

ESTIMATE OF NEEDS FOR THE FISCAL YEAR 2022-23	Estimate of Needs by Governing Board	Approved by County Excise Board
PURPOSE:		
Current Expense	\$253,383.09	\$253,383.09
Pro rata share of County Assessor's Budget as determined by County Excise Board	\$0.00	\$0.00
GRAND TOTAL - Home School	\$253,383.09	\$253,383.09

CHILD NUTRITION FUND ACCOUNTS COVERING THE PERIOD JULY 1, 2021 TO JUNE 30, 2022
ESTIMATE OF NEEDS FOR 2022-2023

EXHIBIT 'D'

Schedule 1: Current Balance Sheet for June 30, 2022	
	Amount
ASSETS:	
Cash Balances	\$208,571.42
Investments	\$0.00
TOTAL ASSETS	\$208,571.42
LIABILITIES AND RESERVES:	
Warrants Outstanding	\$3,735.72
Reserve for Interest on Warrants	\$0.00
Reserves From Schedule 8	\$0.00
TOTAL LIABILITIES AND RESERVES	\$3,735.72
CASH FUND BALANCE JUNE 30, 2022	\$204,835.70
TOTAL LIABILITIES, RESERVES AND CASH FUND BALANCE	\$208,571.42

Schedule 2: Revenue and Requirements, 2021-2022		
REVENUE:	Estimated Budget	Actual Revenue & Expenditures
Revenues, Non-Revenue Receipts & Cash Balances (Schedule 6)	\$395,663.34	\$563,403.73
LESS: REQUIREMENTS:		
Expenditures (Schedule 8)	\$395,663.34	\$358,568.03
CASH FUND BALANCE JUNE 30, 2022	\$0.00	\$204,835.70

Schedule 3: Child Nutrition Fund Cash Accounts of Current and all Prior Years				
CURRENT AND ALL PRIOR YEARS	2021-22	2020-21	PRE-2020	Total
Cash Balance Reported to Excise Board 6-30-21	\$0.00	\$110,560.40	\$0.00	\$110,560.40
REVENUES, NON-REVENUE RECEIPTS & CASH BALANCE				
Revenues/Non-Rev (Sch 6 Source Codes 1000 to 5999)	\$454,816.31	\$0.00	\$0.00	\$454,816.31
Cash Balances Transferred (Sch 6 Source Code 6110)	\$108,587.42	-\$108,587.42	\$0.00	\$0.00
Prior Year Lapsed Appropri (Sch 6 Source Code 6130)	\$0.00	\$0.00	\$0.00	\$0.00
Estopped Warrants (Sch 6 Source Code 6140)	\$0.00	\$0.00	\$0.00	\$0.00
Interfund Transfers (Sch 6 Source Code 6200)	\$0.00	\$0.00	\$0.00	\$0.00
TOTAL REVENUES, NON-REVENUE RECEIPTS & CASH BALANCE	\$563,403.73	-\$108,587.42	\$0.00	\$454,816.31
Warrants Paid of Year in Caption	\$354,832.31	\$1,972.98	\$0.00	\$356,805.29
TOTAL DISBURSEMENTS	\$354,832.31	\$1,972.98	\$0.00	\$356,805.29
CASH & INVESTMENTS BALANCE JUNE 30, 2022	\$208,571.42	\$0.00	\$0.00	\$208,571.42
Reserve for Warrants Outstanding (Schedule 4)	\$3,735.72	\$0.00	\$0.00	\$3,735.72
Reserve for Encumbrances (Schedule 8)	\$0.00	\$0.00	\$0.00	\$0.00
TOTAL LIABILITIES AND RESERVE	\$3,735.72	\$0.00	\$0.00	\$3,735.72
DEFICIT:	\$0.00	\$0.00	\$0.00	\$0.00
CASH FUND BAL FORWARD TO SUCCEEDING YEAR	\$204,835.70	\$0.00	\$0.00	\$204,835.70

Schedule 4: Child Nutrition Fund Warrant Accounts of Current and all Prior Years				
CURRENT AND ALL PRIOR YEARS	2021-22	2020-21	PRE-2020	Total
Warrants Outstanding 6-30 of Year in Caption	\$0.00	\$1,972.98	\$0.00	\$1,972.98
Warrants Registered During Year	\$358,568.03	\$0.00	\$0.00	\$358,568.03
TOTAL	\$358,568.03	\$1,972.98	\$0.00	\$360,541.01
Warrants Paid During Year	\$354,832.31	\$1,972.98	\$0.00	\$356,805.29
Warrants Covered to Bonds or Judgments	\$0.00	\$0.00	\$0.00	\$0.00
Warrants Estopped by Statute/Canceled	\$0.00	\$0.00	\$0.00	\$0.00
TOTAL WARRANTS RETIRED	\$354,832.31	\$1,972.98	\$0.00	\$356,805.29
BALANCE WARRANTS OUTSTANDING JUNE 30, 2022	\$3,735.72	\$0.00	\$0.00	\$3,735.72

CHILD NUTRITION FUND ACCOUNTS COVERING THE PERIOD JULY 1, 2021 TO JUNE 30, 2022
ESTIMATE OF NEEDS FOR 2022-2023

EXHIBIT 'D'

Schedule 6: Revenue, Non-Revenue Receipts & Cash Balances			
SOURCE	2021-22 Account		
	AMOUNT ESTIMATED	ACTUALLY COLLECTED	
1000 DISTRICT SOURCES OF REVENUE:			
1100 TAXES LEVIED/ASSESSED			
1110 Ad Valorem Tax Levy (Current Year)	\$0.00	\$0.00	
1120 Ad Valorem Tax Levy (Prior Years)	\$0.00	\$0.00	
1130 Revenue In Lieu Of Taxes	\$0.00	\$0.00	
1140 Revenue From Local Governmental Units Other Than Leas	\$0.00	\$0.00	
1190 Other Taxes	\$0.00	\$0.00	
TOTAL TAXES LEVIED/ASSESSED	\$0.00	\$0.00	
1200 Tuition & Fees	\$0.00	\$0.00	
1300 Earnings on Investments and Bond Sales	\$0.00	\$643.82	
1400 Rental, Disposals and Commissions	\$0.00	\$0.00	
1500 Reimbursements	\$0.00	\$0.00	
1600 Other Local Sources of Revenue	\$0.00	\$0.00	
1700 CHILD NUTRITION PROGRAM			
1710 Students' Lunches	\$0.00	\$0.00	
1720 Students' Breakfasts	\$0.00	\$0.00	
1730 Adult Lunches/Breakfasts	\$0.00	\$0.00	
1740 Extra Food/A La Carte/Extra Milk	\$0.00	\$0.00	
1750 Special Milk Program	\$0.00	\$0.00	
1760 Contract Lunches, Breakfasts, Milk and Supplements	\$0.00	\$0.00	
1790 Other District Revenue (Child Nutrition Programs)	\$0.00	\$0.00	
TOTAL CHILD NUTRITION PROGRAM	\$0.00	\$0.00	
1800 Athletics	\$0.00	\$0.00	
TOTAL DISTRICT SOURCES OF REVENUE	\$0.00	\$643.82	
2000 INTERMEDIATE SOURCES OF REVENUE:	\$0.00	\$0.00	
TOTAL INTERMEDIATE SOURCES OF REVENUE	\$0.00	\$0.00	
3000 STATE SOURCES OF REVENUE:			
3100 Total Dedicated Revenue	\$0.00	\$0.00	
3200 Total State Aid - General Operations - Non-Categorical	\$21,000.00	\$21,439.00	
3300 State Aid - Competitive Grants - Categorical	\$0.00	\$0.00	
3400 State - Categorical	\$0.00	\$0.00	
3500 Special Programs	\$0.00	\$0.00	
3600 Other State Sources of Revenue	\$0.00	\$0.00	
3700 CHILD NUTRITION PROGRAM			
3710 State Reimbursement	\$0.00	\$0.00	
3720 State Matching	\$0.00	\$3,510.58	
TOTAL CHILD NUTRITION PROGRAM	\$0.00	\$3,510.58	
3800 State Vocational Programs - Multi-Source	\$0.00	\$0.00	
TOTAL STATE SOURCES OF REVENUE	\$21,000.00	\$24,949.58	
4000 FEDERAL SOURCES OF REVENUE:			
4100 Grants-In-Aid Direct From The Federal Government	\$0.00	\$0.00	
4200 Disadvantaged Students	\$0.00	\$0.00	
4300 Individuals With Disabilities	\$0.00	\$0.00	
4400 No Child Left Behind	\$0.00	\$0.00	
4500 Grants-In-Aid Passed Through Other State/Intermediate Sources	\$0.00	\$0.00	
4600 Other Federal Sources Passed Through State Dept Of Education	\$0.00	\$0.00	
4700 CHILD NUTRITION PROGRAMS			
4710 Lunches	\$184,861.36	\$302,259.53	
4720 Breakfasts	\$81,214.57	\$105,353.73	
4730 Special Milk	\$0.00	\$0.00	
4740 Summer Food Service Program	\$0.00	\$0.00	
4750 to 4790 Other Federal Child Nutrition Programs	\$0.00	\$0.00	
TOTAL CHILD NUTRITION PROGRAMS	\$266,075.92	\$407,613.26	
4800 Federal Vocational Education	\$0.00	\$0.00	
TOTAL FEDERAL SOURCES OF REVENUE	\$266,075.92	\$407,613.26	
5000 NON-REVENUE RECEIPTS:	\$0.00	\$21,609.65	
TOTAL NON-REVENUE RECEIPTS	\$0.00	\$21,609.65	
6000 BALANCE SHEET ACCOUNTS			
6100 CASH ACCOUNTS			
6110 Cash Forward			
6130 Prior-Year Lapsed Appropriations (Schedule 6)	\$108,587.42	\$108,587.42	
6140 Estopped Warrants by Statute	\$0.00	\$0.00	
TOTAL CASH ACCOUNTS	\$108,587.42	\$108,587.42	
6200 Interfund Transfers	\$0.00	\$0.00	
TOTAL BALANCE SHEET ACCOUNTS	\$108,587.42	\$108,587.42	
GRAND TOTAL	\$395,663.34	\$563,403.73	

CHILD NUTRITION FUND ACCOUNTS COVERING THE PERIOD JULY 1, 2021 TO JUNE 30, 2022
ESTIMATE OF NEEDS FOR 2022-2023

EXHIBIT 'D'

Schedule 6: Revenue, Non-Revenue Receipts & Cash Balances (Continued)				
SOURCE	2021-22 Account OVER/UNDER	BASIS AND LIMIT OF ENSUING	ESTIMATED BY GOVERNING BOARD	APPROVED BY EXCISE BOARD
1000 DISTRICT SOURCES OF REVENUE:				
1100 TAXES LEVIED/ASSESSED				
1110 Ad Valorem Tax Levy (Current Year)	\$0.00	0.00%	\$0.00	\$0.00
1120 Ad Valorem Tax Levy (Prior Years)	\$0.00	0.00%	\$0.00	\$0.00
1130 Revenue In Lieu Of Taxes	\$0.00	0.00%	\$0.00	\$0.00
1140 Revenue From Local Governmental Units Other Than Leas	\$0.00	0.00%	\$0.00	\$0.00
1190 Other Taxes	\$0.00	0.00%	\$0.00	\$0.00
TOTAL TAXES LEVIED/ASSESSED	\$0.00		\$0.00	\$0.00
1200 Tuition & Fees	\$0.00	0.00%	\$0.00	\$0.00
1300 Earnings on Investments and Bond Sales	\$643.82	0.00%	\$0.00	\$0.00
1400 Rental, Disposals and Commissions	\$0.00	0.00%	\$0.00	\$0.00
1500 Reimbursements	\$0.00	0.00%	\$0.00	\$0.00
1600 Other Local Sources of Revenue	\$0.00	0.00%	\$0.00	\$0.00
1700 CHILD NUTRITION PROGRAM				
1710 Students' Lunches	\$0.00	100.00%	\$0.00	\$0.00
1720 Students' Breakfasts	\$0.00	100.00%	\$0.00	\$0.00
1730 Adult Lunches/Breakfasts	\$0.00	0.00%	\$0.00	\$0.00
1740 Extra Food/A La Carte/Extra Milk	\$0.00	0.00%	\$0.00	\$0.00
1750 Special Milk Program	\$0.00	0.00%	\$0.00	\$0.00
1760 Contract Lunches, Breakfasts, Milk and Supplements	\$0.00	0.00%	\$0.00	\$0.00
1790 Other District Revenue (Child Nutrition Programs)	\$0.00	0.00%	\$0.00	\$0.00
TOTAL CHILD NUTRITION PROGRAM	\$0.00		\$0.00	\$0.00
1800 Athletics	\$0.00	0.00%	\$0.00	\$0.00
TOTAL DISTRICT SOURCES OF REVENUE	\$643.82		\$0.00	\$0.00
2000 INTERMEDIATE SOURCES OF REVENUE:				
TOTAL INTERMEDIATE SOURCES OF REVENUE	\$0.00		\$0.00	\$0.00
3000 STATE SOURCES OF REVENUE:				
3100 Total Dedicated Revenue	\$0.00	0.00%	\$0.00	\$0.00
3200 Total State Aid - General Operations - Non-Categorical	\$439.00	0.00%	\$0.00	\$0.00
3300 State Aid - Competitive Grants - Categorical	\$0.00	0.00%	\$0.00	\$0.00
3400 State - Categorical	\$0.00	0.00%	\$0.00	\$0.00
3500 Special Programs	\$0.00	0.00%	\$0.00	\$0.00
3600 Other State Sources of Revenue	\$0.00	0.00%	\$0.00	\$0.00
3700 CHILD NUTRITION PROGRAM				
3710 State Reimbursement	\$0.00	0.00%	\$0.00	\$0.00
3720 State Matching	\$3,510.58	95.00%	\$3,335.05	\$3,335.05
TOTAL CHILD NUTRITION PROGRAM	\$3,510.58		\$3,335.05	\$3,335.05
3800 State Vocational Programs - Multi-Source	\$0.00	0.00%	\$0.00	\$0.00
TOTAL STATE SOURCES OF REVENUE	\$3,949.58		\$3,335.05	\$3,335.05
4000 FEDERAL SOURCES OF REVENUE:				
4100 Grants-In-Aid Direct From The Federal Government	\$0.00	0.00%	\$0.00	\$0.00
4200 Disadvantaged Students	\$0.00	0.00%	\$0.00	\$0.00
4300 Individuals With Disabilities	\$0.00	0.00%	\$0.00	\$0.00
4400 No Child Left Behind	\$0.00	0.00%	\$0.00	\$0.00
4500 Grants-In-Aid Passed Through Other State/Intermediate Sources	\$0.00	0.00%	\$0.00	\$0.00
4600 Other Federal Sources Passed Through State Dept Of Education	\$0.00	0.00%	\$0.00	\$0.00
4700 CHILD NUTRITION PROGRAMS				
4710 Lunches	\$117,398.18	85.00%	\$256,920.60	\$256,920.60
4720 Breakfasts	\$24,139.16	85.00%	\$89,550.67	\$89,550.67
4730 Special Milk	\$0.00	0.00%	\$0.00	\$0.00
4740 Summer Food Service Program	\$0.00	0.00%	\$0.00	\$0.00
4750 to 4790 Other Federal Child Nutrition Programs	\$0.00	0.00%	\$0.00	\$0.00
TOTAL CHILD NUTRITION PROGRAMS	\$141,537.34		\$346,471.27	\$346,471.27
4800 Federal Vocational Education	\$0.00	0.00%	\$0.00	\$0.00
TOTAL FEDERAL SOURCES OF REVENUE	\$141,537.34		\$346,471.27	\$346,471.27
5000 NON-REVENUE RECEIPTS:				
TOTAL NON-REVENUE RECEIPTS	\$21,609.65		\$0.00	\$0.00
6000 BALANCE SHEET ACCOUNTS				
6100 CASH ACCOUNTS				
6110 Cash Forward	\$0.00	188.64%	\$204,835.70	\$204,835.70
6130 Prior-Year Lapsed Appropriations (Schedule 6)	\$0.00	0.00%	\$0.00	\$0.00
6140 Estopped Warrants by Statute	\$0.00	0.00%	\$0.00	\$0.00
TOTAL CASH ACCOUNTS	\$0.00		\$204,835.70	\$204,835.70
6200 Interfund Transfers	\$0.00	0.00%	\$0.00	\$0.00
TOTAL BALANCE SHEET ACCOUNTS	\$0.00		\$204,835.70	\$204,835.70
GRAND TOTAL	\$167,740.39		\$554,642.02	\$554,642.02

CHILD NUTRITION FUND ACCOUNTS COVERING THE PERIOD JULY 1, 2021 TO JUNE 30, 2022
ESTIMATE OF NEEDS FOR 2022-2023

EXHIBIT 'D'

Schedule 7: Report of Prior Year Warrants Issued From Reserves			
FISCAL YEAR ENDING JUNE 30, 2021			
	RESERVES 06-30-2021	WARRANTS ISSUED SINCE	BALANCE LAPSED
TOTAL PRIOR YEAR RESERVES	\$0.00	\$0.00	\$0.00

Schedule 8: Report of Current Year Expenditures			
FISCAL YEAR ENDING JUNE 30, 2022			
APPROPRIATED ACCOUNTS	APPROPRIATIONS		
	ORIGINAL	SUPPLEMENTAL ADJUSTMENTS	FINAL APPROPRIATIONS
1000 INSTRUCTION:			
TOTAL INSTRUCTION	\$0.00	\$0.00	\$0.00
2000 SUPPORT SERVICES:			
TOTAL SUPPORT SERVICES	\$0.00	\$0.00	\$0.00
3000 OPERATION OF NON-INSTRUCTION SERVICES:			
3100 CHILD NUTRITION PROGRAMS OPERATIONS			
3110 Supervision of Child Nutrition Programs Operations	\$3,191.64	\$0.00	\$3,191.64
3120 Food Preparation & Dispensing Services	\$195,372.39	\$0.00	\$195,372.39
3130 Food and Supplies Delivery Services	\$832.98	\$0.00	\$832.98
3140 Other Direct/Related Child Nutrition Programs Services	\$62,779.30	\$0.00	\$62,779.30
3150 Food Procurement Services	\$123,918.16	\$0.00	\$123,918.16
3160 Non-Reimbursable Services	\$0.00	\$0.00	\$0.00
3180 Nutrition Education & Staff Development	\$0.00	\$0.00	\$0.00
3190 Other Child Nutrition Programs Operations	\$9,568.87	\$0.00	\$9,568.87
TOTAL CHILD NUTRITION PROGRAMS OPERATIONS	\$395,663.34	\$0.00	\$395,663.34
3200 Other Enterprise Service Operations	\$0.00	\$0.00	\$0.00
3300 Community Services Operations	\$0.00	\$0.00	\$0.00
TOTAL OPERATION OF NON-INSTRUCTION SERVICES	\$395,663.34	\$0.00	\$395,663.34
4000 FACILITIES ACQUISITION & CONSTRUCTION SERV:			
4100 Supv. of Facilities Acquisition and Construction	\$0.00	\$0.00	\$0.00
4200 Site Acquisition Services	\$0.00	\$0.00	\$0.00
4300 Site Improvement Services	\$0.00	\$0.00	\$0.00
4400 Architecture and Engineering Services	\$0.00	\$0.00	\$0.00
4500 Educational Specifications Development Services	\$0.00	\$0.00	\$0.00
4600 Building Acquisition and Construction Services	\$0.00	\$0.00	\$0.00
4700 Building Improvement Services	\$0.00	\$0.00	\$0.00
4900 Other Facilities Acquisition and Const. Services	\$0.00	\$0.00	\$0.00
TOTAL FACILITIES ACQUISITION & CONST. SERVICES	\$0.00	\$0.00	\$0.00
5000 OTHER OUTLAYS:			
5100 Debt Service	\$0.00	\$0.00	\$0.00
5200 Reimbursement(Child Nutrition Fund)	\$0.00	\$0.00	\$0.00
5300 Clearing Account	\$0.00	\$0.00	\$0.00
5400 Indirect Cost Entitlement	\$0.00	\$0.00	\$0.00
5500 Private Nonprofit Schools	\$0.00	\$0.00	\$0.00
5600 Correcting Entry	\$0.00	\$0.00	\$0.00
TOTAL OTHER OUTLAYS	\$0.00	\$0.00	\$0.00
7000 OTHER USES:			
TOTAL OTHER USES	\$0.00	\$0.00	\$0.00
8000 REPAYMENTS:			
TOTAL REPAYMENTS	\$0.00	\$0.00	\$0.00
TOTAL CHILD NUTRITION FUND 2021-22 FISCAL YEAR	\$395,663.34	\$0.00	\$395,663.34

CHILD NUTRITION FUND ACCOUNTS COVERING THE PERIOD JULY 1, 2021 TO JUNE 30, 2022
ESTIMATE OF NEEDS FOR 2022-2023

EXHIBIT 'D'

Schedule 8: Report of Current Year Expenditures (Continued)				
FISCAL YEAR ENDING JUNE 30, 2022				
APPROPRIATED ACCOUNTS	WARRANTS ISSUED	RESERVES	LAPSED BALANCE KNOWN TO BE UNENCUMBERED	2021-2022 EXPENDITURES FOR CURRENT EXPENSE PURPOSES
1000 INSTRUCTION:	\$0.00	\$0.00	\$0.00	\$0.00
TOTAL INSTRUCTION	\$0.00	\$0.00	\$0.00	\$0.00
2000 SUPPORT SERVICES:	\$0.00	\$0.00	\$0.00	\$0.00
TOTAL SUPPORT SERVICES	\$0.00	\$0.00	\$0.00	\$0.00
3000 OPERATION OF NON-INSTRUCTION SERVICES:				
3100 CHILD NUTRITION PROGRAMS OPERATIONS				
3110 Supervision of Child Nutrition Programs Operations	\$3,056.79	\$0.00	\$134.85	\$3,056.79
3120 Food Preparation & Dispensing Services	\$158,277.08	\$0.00	\$37,095.31	\$158,277.08
3130 Food and Supplies Delivery Services	\$832.98	\$0.00	\$0.00	\$832.98
3140 Other Direct/Related Child Nutrition Programs Services	\$62,779.30	\$0.00	\$0.00	\$62,779.30
3150 Food Procurement Services	\$124,053.01	\$0.00	-\$134.85	\$124,053.01
3160 Non-Reimbursable Services	\$0.00	\$0.00	\$0.00	\$0.00
3180 Nutrition Education & Staff Development	\$0.00	\$0.00	\$0.00	\$0.00
3190 Other Child Nutrition Programs Operations	\$9,568.87	\$0.00	\$0.00	\$9,568.87
TOTAL CHILD NUTRITION PROGRAMS OPERATIONS	\$358,568.03	\$0.00	\$37,095.31	\$358,568.03
3200 Other Enterprise Service Operations	\$0.00	\$0.00	\$0.00	\$0.00
3300 Community Services Operations	\$0.00	\$0.00	\$0.00	\$0.00
TOTAL OPERATION OF NON-INSTRUCTION SERVICES	\$358,568.03	\$0.00	\$37,095.31	\$358,568.03
4000 FACILITIES ACQUISITION & CONSTRUCTION SERV:				
4100 Supv. of Facilities Acquisition and Construction	\$0.00	\$0.00	\$0.00	\$0.00
4200 Site Acquisition Services	\$0.00	\$0.00	\$0.00	\$0.00
4300 Site Improvement Services	\$0.00	\$0.00	\$0.00	\$0.00
4400 Architecture and Engineering Services	\$0.00	\$0.00	\$0.00	\$0.00
4500 Educational Specifications Development Services	\$0.00	\$0.00	\$0.00	\$0.00
4600 Building Acquisition and Construction Services	\$0.00	\$0.00	\$0.00	\$0.00
4700 Building Improvement Services	\$0.00	\$0.00	\$0.00	\$0.00
4900 Other Facilities Acquisition and Const. Services	\$0.00	\$0.00	\$0.00	\$0.00
TOTAL FACILITIES ACQUISITION & CONST. SERVICES	\$0.00	\$0.00	\$0.00	\$0.00
5000 OTHER OUTLAYS:				
5100 Debt Service	\$0.00	\$0.00	\$0.00	\$0.00
5200 Reimbursement(Child Nutrition Fund)	\$0.00	\$0.00	\$0.00	\$0.00
5300 Clearing Account	\$0.00	\$0.00	\$0.00	\$0.00
5400 Indirect Cost Entitlement	\$0.00	\$0.00	\$0.00	\$0.00
5500 Private Nonprofit Schools	\$0.00	\$0.00	\$0.00	\$0.00
5600 Correcting Entry	\$0.00	\$0.00	\$0.00	\$0.00
TOTAL OTHER OUTLAYS	\$0.00	\$0.00	\$0.00	\$0.00
7000 OTHER USES:	\$0.00	\$0.00	\$0.00	\$0.00
TOTAL OTHER USES	\$0.00	\$0.00	\$0.00	\$0.00
8000 REPAYMENTS:	\$0.00	\$0.00	\$0.00	\$0.00
TOTAL REPAYMENTS	\$0.00	\$0.00	\$0.00	\$0.00
TOTAL CHILD NUTRITION FUND 2021-22 FISCAL YE	\$358,568.03	\$0.00	\$37,095.31	\$358,568.03

ESTIMATE OF NEEDS FOR THE FISCAL YEAR 2022-23		Estimate of Needs by Governing Board	Approved by County Excise Board
PURPOSE:			
Current Expense		\$554,642.02	\$554,642.02
Pro rata share of County Assessor's Budget as determined by County Excise Board		\$0.00	\$0.00
GRAND TOTAL - Home School		\$554,642.02	\$554,642.02

SINKING FUND ACCOUNTS COVERING THE PERIOD JULY 1, 2021 TO JUNE 30, 2022
ESTIMATE OF NEEDS FOR 2022-2023

EXHIBIT "E"

Schedule I: Detail of Bond and Coupon Indebtedness as of June 30, 2022 - Not Affecting Homesteads (New)					
PURPOSE OF BOND ISSUE:				2020 Building Bonds	
Date Of Issue				3/1/2020	
Date Of Sale By Delivery				3/1/2020	
HOW AND WHEN BONDS MATURE:					
Uniform Maturities:					
Date Maturity Begins				3/1/2022	
Amount Of Each Uniform Maturity				\$ 640,000.00	
Final Maturity Otherwise:					
Date of Final Maturity				3/1/2022	
Amount of Final Maturity				\$ 640,000.00	
AMOUNT OF ORIGINAL ISSUE				\$ 640,000.00	
Cancelled, In Judgement Or Delayed For Final Levy Year				\$ 0.00	
Basis of Accruals Contemplated on Net Collections or Better in Anticipation:					
Bond Issues Accruing By Tax Levy				\$ 640,000.00	
Years To Run				1	
Normal Annual Accrual				\$ 0.00	
Tax Years Run				1	
Accrual Liability To Date				\$ 640,000.00	
Deductions From Total Accruals:					
Bonds Paid Prior To 6-30-2021				\$ 0.00	
Bonds Paid During 2021-2022				\$ 640,000.00	
Matured Bonds Unpaid				\$ 0.00	
Balance Of Accrual Liability				\$ 0.00	
TOTAL BONDS OUTSTANDING 6-30-2022:					
Matured				\$ 0.00	
Unmatured				\$ 0.00	
Coupon Computation:	Coupon Date	Unmatured Amount	% Int.	Months	Interest Amount
Bonds and Coupons				Mo.	\$ 0.00
Bonds and Coupons				Mo.	\$ 0.00
Bonds and Coupons				Mo.	\$ 0.00
Bonds and Coupons				Mo.	\$ 0.00
Bonds and Coupons				Mo.	\$ 0.00
Bonds and Coupons				Mo.	\$ 0.00
Bonds and Coupons				Mo.	\$ 0.00
Bonds and Coupons				Mo.	\$ 0.00
Bonds and Coupons				Mo.	\$ 0.00
Bonds and Coupons				Mo.	\$ 0.00
Bonds and Coupons				Mo.	\$ 0.00
Requirement for Interest Earnings After Last Tax-Levy Year:					
Terminal Interest To Accrue				\$ 0.00	
Years To Run				0	
Accrue Each Year				\$ 0.00	
Tax Years Run				0	
Total Accrual To Date				\$ 0.00	
Current Interest Earned Through 2022-2023				\$ 0.00	
Total Interest To Levy For 2022-2023				\$ 0.00	
INTEREST COUPON ACCOUNT:					
Interest Earned But Unpaid 6-30-2021:					
Matured				\$ 0.00	
Unmatured				\$ 12,373.33	
Interest Earnings 2021-2022				\$ 6,186.67	
Coupons Paid Through 2021-2022				\$ 18,560.00	
Interest Earned But Unpaid 6-30-2022:					
Matured				\$ 0.00	
Unmatured				\$ 0.00	

SINKING FUND ACCOUNTS COVERING THE PERIOD JULY 1, 2021 TO JUNE 30, 2022
ESTIMATE OF NEEDS FOR 2022-2023

EXHIBIT "E"

Schedule I: Detail of Bond and Coupon Indebtedness as of June 30, 2022 - Not Affecting Homesteads (New)						
PURPOSE OF BOND ISSUE:						2021 Building Bonds
Date Of Issue						3/1/2021
Date Of Sale By Delivery						3/1/2021
HOW AND WHEN BONDS MATURE:						
Uniform Maturities:						
Date Maturity Begins						3/1/2023
Amount Of Each Uniform Maturity						\$ 655,000.00
Final Maturity Otherwise:						
Date of Final Maturity						3/1/2023
Amount of Final Maturity						\$ 655,000.00
AMOUNT OF ORIGINAL ISSUE						\$ 655,000.00
Cancelled, In Judgement Or Delayed For Final Levy Year						\$ 0.00
Basis of Accruals Contemplated on Net Collections or Better in Anticipation:						
Bond Issues Accruing By Tax Levy						\$ 655,000.00
Years To Run						1
Normal Annual Accrual						\$ 0.00
Tax Years Run						1
Accrual Liability To Date						\$ 655,000.00
Deductions From Total Accruals:						
Bonds Paid Prior To 6-30-2021						\$ 0.00
Bonds Paid During 2021-2022						\$ 0.00
Matured Bonds Unpaid						\$ 0.00
Balance Of Accrual Liability						\$ 655,000.00
TOTAL BONDS OUTSTANDING 6-30-2022:						
Matured						\$ 0.00
Unmatured						\$ 655,000.00
Coupon Computation:	Coupon Date	Unmatured Amount	% Int.	Months	Interest Amount	
Bonds and Coupons	3/1/2023	\$ 655,000.00	0.550%	0 Mo.	\$ 0.00	
Bonds and Coupons				Mo.	\$ 0.00	
Bonds and Coupons				Mo.	\$ 0.00	
Bonds and Coupons				Mo.	\$ 0.00	
Bonds and Coupons				Mo.	\$ 0.00	
Bonds and Coupons				Mo.	\$ 0.00	
Bonds and Coupons				Mo.	\$ 0.00	
Bonds and Coupons				Mo.	\$ 0.00	
Bonds and Coupons				Mo.	\$ 0.00	
Bonds and Coupons				Mo.	\$ 0.00	
Requirement for Interest Earnings After Last Tax-Levy Year:						
Terminal Interest To Accrue						\$ 2,401.67
Years To Run						1
Accrue Each Year						\$ 2,401.67
Tax Years Run						1
Total Accrual To Date						\$ 2,401.67
Current Interest Earned Through 2022-2023						\$ 0.00
Total Interest To Levy For 2022-2023						\$ 0.00
INTEREST COUPON ACCOUNT:						
Interest Earned But Unpaid 6-30-2021:						
Matured						\$ 0.00
Unmatured						\$ 0.00
Interest Earnings 2021-2022						\$ 4,803.33
Coupons Paid Through 2021-2022						\$ 0.00
Interest Earned But Unpaid 6-30-2022:						
Matured						\$ 0.00
Unmatured						\$ 4,803.33

SINKING FUND ACCOUNTS COVERING THE PERIOD JULY 1, 2021 TO JUNE 30, 2022
ESTIMATE OF NEEDS FOR 2022-2023

EXHIBIT "E"

Schedule 1: Detail of Bond and Coupon Indebtedness as of June 30, 2022 - Not Affecting Homesteads (New)					
PURPOSE OF BOND ISSUE:				2022 Building Bonds	
Date Of Issue				3/1/2022	
Date Of Sale By Delivery				3/1/2022	
HOW AND WHEN BONDS MATURE:					
Uniform Maturities:					
Date Maturity Begins				3/1/2022	
Amount Of Each Uniform Maturity				\$	670,000.00
Final Maturity Otherwise:					
Date of Final Maturity				3/1/2024	
Amount of Final Maturity				\$	670,000.00
AMOUNT OF ORIGINAL ISSUE				\$	670,000.00
Cancelled, In Judgement Or Delayed For Final Levy Year				\$	0.00
Basis of Accruals Contemplated on Net Collections or Better in Anticipation:					
Bond Issues Accruing By Tax Levy				\$	670,000.00
Years To Run				1	
Normal Annual Accrual				\$	670,000.00
Tax Years Run				0	
Accrual Liability To Date				\$	0.00
Deductions From Total Accruals:					
Bonds Paid Prior To 6-30-2021				\$	0.00
Bonds Paid During 2021-2022				\$	0.00
Matured Bonds Unpaid				\$	0.00
Balance Of Accrual Liability				\$	0.00
TOTAL BONDS OUTSTANDING 6-30-2022:					
Matured				\$	0.00
Unmatured				\$	670,000.00
Coupon Computation:	Coupon Date	Unmatured Amount	% Int.	Months	Interest Amount
Bonds and Coupons	3/1/2024	\$ 670,000.00	1.550%	16 Mo.	\$ 13,846.67
Bonds and Coupons				Mo.	\$ 0.00
Bonds and Coupons				Mo.	\$ 0.00
Bonds and Coupons				Mo.	\$ 0.00
Bonds and Coupons				Mo.	\$ 0.00
Bonds and Coupons				Mo.	\$ 0.00
Bonds and Coupons				Mo.	\$ 0.00
Bonds and Coupons				Mo.	\$ 0.00
Bonds and Coupons				Mo.	\$ 0.00
Bonds and Coupons				Mo.	\$ 0.00
Bonds and Coupons				Mo.	\$ 0.00
Requirement for Interest Earnings After Last Tax-Levy Year:					
Terminal Interest To Accrue				\$	6,923.33
Years To Run				1	
Accrue Each Year				\$	6,923.33
Tax Years Run				0	
Total Accrual To Date				\$	0.00
Current Interest Earned Through 2022-2023				\$	13,846.67
Total Interest To Levy For 2022-2023				\$	20,770.00
INTEREST COUPON ACCOUNT:					
Interest Earned But Unpaid 6-30-2021:					
Matured				\$	0.00
Unmatured				\$	0.00
Interest Earnings 2021-2022				\$	0.00
Coupons Paid Through 2021-2022				\$	0.00
Interest Earned But Unpaid 6-30-2022:					
Matured				\$	0.00
Unmatured				\$	0.00

SINKING FUND ACCOUNTS COVERING THE PERIOD JULY 1, 2021 TO JUNE 30, 2022
ESTIMATE OF NEEDS FOR 2022-2023

EXHIBIT "E"

Schedule I: Detail of Bond and Coupon Indebtedness as of June 30, 2022 - Not Affecting Homesteads (New)	
PURPOSE OF BOND ISSUE:	Total All Bonds
HOW AND WHEN BONDS MATURE:	
Uniform Maturities:	
Amount Of Each Uniform Maturity	\$ 1,965,000.00
Final Maturity Otherwise:	
Amount of Final Maturity	\$ 1,965,000.00
AMOUNT OF ORIGINAL ISSUE	\$ 1,965,000.00
Cancelled, In Judgement Or Delayed For Final Levy Year	\$ 0.00
Basis of Accruals Contemplated on Net Collections or Better in Anticipation:	
Bond Issues Accruing By Tax Levy	\$ 1,965,000.00
Normal Annual Accrual	\$ 670,000.00
Accrual Liability To Date	\$ 1,295,000.00
Deductions From Total Accruals:	
Bonds Paid Prior To 6-30-2021	\$ 0.00
Bonds Paid During 2021-2022	\$ 640,000.00
Matured Bonds Unpaid	\$ 0.00
Balance Of Accrual Liability	\$ 655,000.00
TOTAL BONDS OUTSTANDING 6-30-2022:	
Matured	\$ 0.00
Unmatured	\$ 1,325,000.00
Requirement for Interest Earnings After Last Tax-Levy Year:	
Terminal Interest To Accrue	\$ 9,325.00
Accrue Each Year	\$ 9,325.00
Total Accrual To Date	\$ 2,401.67
Current Interest Earned Through 2022-2023	\$ 13,846.67
Total Interest To Levy For 2022-2023	\$ 20,770.00
INTEREST COUPON ACCOUNT:	
Interest Earned But Unpaid 6-30-2021:	
Matured	\$ 0.00
Unmatured	\$ 12,373.33
Interest Earnings 2021-2022	\$ 10,990.00
Coupons Paid Through 2021-2022	\$ 18,560.00
Interest Earned But Unpaid 6-30-2022:	
Matured	\$ 0.00
Unmatured	\$ 4,803.33

**SINKING FUND ACCOUNTS COVERING THE PERIOD JULY 1, 2021 TO JUNE 30, 2022
ESTIMATE OF NEEDS FOR 2022-2023**

EXHIBIT "E"

Schedule 2: Detail of Judgment Indebtedness as of June 30, 2022 - Not Affecting Homesteads (New)						
Judgments For Indebtedness Originally Incurred After January 8, 1937. (New)						
IN FAVOR OF						TOTAL ALL JUDGMENTS
BY WHOM OWNED						
PURPOSE OF JUDGMENT						
Case Number						
NAME OF COURT						
Date of Judgment						
Principal Amount of Judgment	\$ 0.00	\$ 0.00	\$ 0.00	\$ 0.00	\$ 0.00	0.00
Interest Rate Assigned by Court	0.00%	0.00%	0.00%	0.00%	0.00%	
Tax Levies Made	0	0	0	0	0	
Principal Amount Provided for to June 30, 2021	\$ 0.00	\$ 0.00	\$ 0.00	\$ 0.00	\$ 0.00	0.00
Principal Amount Provided for in 2021-2022	\$ 0.00	\$ 0.00	\$ 0.00	\$ 0.00	\$ 0.00	0.00
PRINCIPAL AMOUNT NOT PROVIDED FOR	\$ 0.00	\$ 0.00	\$ 0.00	\$ 0.00	\$ 0.00	0.00
AMOUNT TO PROVIDE BY TAX LEVY FISCAL YEAR 2022-2023						
Principal 1/3	\$ 0.00	\$ 0.00	\$ 0.00	\$ 0.00	\$ 0.00	0.00
Interest	\$ 0.00	\$ 0.00	\$ 0.00	\$ 0.00	\$ 0.00	0.00
FOR ALL JUDGMENTS REPORTED						
LEVIED FOR BUT UNPAID JUDGMENT OBLIGATIONS						
OUTSTANDING JUNE 30, 2021						
Principal	\$ 0.00	\$ 0.00	\$ 0.00	\$ 0.00	\$ 0.00	0.00
Interest	\$ 0.00	\$ 0.00	\$ 0.00	\$ 0.00	\$ 0.00	0.00
JUDGMENT OBLIGATIONS SINCE LEVIED FOR:						
Principal	\$ 0.00	\$ 0.00	\$ 0.00	\$ 0.00	\$ 0.00	0.00
Interest	\$ 0.00	\$ 0.00	\$ 0.00	\$ 0.00	\$ 0.00	0.00
JUDGMENT OBLIGATIONS SINCE PAID:						
Principal	\$ 0.00	\$ 0.00	\$ 0.00	\$ 0.00	\$ 0.00	0.00
Interest	\$ 0.00	\$ 0.00	\$ 0.00	\$ 0.00	\$ 0.00	0.00
LEVIED BUT UNPAID JUDGMENT OBLIGATIONS						
OUTSTANDING JUNE 30, 2022						
Principal	\$ 0.00	\$ 0.00	\$ 0.00	\$ 0.00	\$ 0.00	0.00
Interest	\$ 0.00	\$ 0.00	\$ 0.00	\$ 0.00	\$ 0.00	0.00
Total	\$ 0.00	\$ 0.00	\$ 0.00	\$ 0.00	\$ 0.00	0.00

Schedule 3: Prepaid Judgments as of June 30, 2022						
Prepaid Judgments On Indebtedness Originating After January 8, 1937						
NAME OF JUDGMENT						TOTAL ALL PREPAID JUDGMENTS
CASE NUMBER						
NAME OF COURT						
Principal Amount of Judgment	\$ 0.00	\$ 0.00	\$ 0.00	\$ 0.00	\$ 0.00	0.00
Tax Levies Made	0	0	0	0	0	
Unreimbursed Balance At June 30, 2021	\$ 0.00	\$ 0.00	\$ 0.00	\$ 0.00	\$ 0.00	0.00
Reimbursement By 2021-2022 Tax Levy	\$ 0.00	\$ 0.00	\$ 0.00	\$ 0.00	\$ 0.00	0.00
Annual Accrual On Prepaid Judgments	\$ 0.00	\$ 0.00	\$ 0.00	\$ 0.00	\$ 0.00	0.00
Stricken By Court Order	\$ 0.00	\$ 0.00	\$ 0.00	\$ 0.00	\$ 0.00	0.00
Asset Balance	\$ 0.00	\$ 0.00	\$ 0.00	\$ 0.00	\$ 0.00	0.00

SINKING FUND ACCOUNTS COVERING THE PERIOD JULY 1, 2021 TO JUNE 30, 2022
ESTIMATE OF NEEDS FOR 2022-2023

EXHIBIT "E"

Schedule 4: Sinking Fund Cash Statement		
Revenue Receipts and Disbursements (Fund 41)	SINKING FUND	
	Detail	Extension
Cash on Hand June 30, 2021		\$ 642,504.41
Investments Since Liquidated	\$ 0.00	
COLLECTED AND APPORTIONED:		
Contributions From Other Districts	\$ 0.00	
2020 and Prior Ad Valorem Tax	\$ 108,275.59	
2021 Ad Valorem Tax	\$ 713,837.90	
Miscellaneous Receipts	\$ 2,087.70	
TOTAL RECEIPTS		\$ 824,201.19
TOTAL RECEIPTS AND BALANCE		\$ 1,466,705.60
DISBURSEMENTS:		
Coupons Paid	\$ 18,560.00	
Interest Paid on Past-Due Coupons	\$ 0.00	
Bonds Paid	\$ 640,000.00	
Interest Paid on Past-Due Bonds	\$ 0.00	
Commission Paid to Fiscal Agency	\$ 0.00	
Judgments Paid	\$ 0.00	
Interest Paid on Such Judgments	\$ 0.00	
Investments Purchased	\$ 0.00	
Judgments Paid Under 62 O.S. 1981, Sect 435	\$ 0.00	
TOTAL DISBURSEMENTS		\$ 658,560.00
CASH BALANCE ON HAND JUNE 30, 2022		\$808,145.60

Schedule 5: Sinking Fund Balance Sheet		
	SINKING FUND	
	Detail	Extension
Cash Balance on Hand June 30, 2022		\$ 808,145.60
Legal Investments Properly Maturing	\$ 0.00	
Judgments Paid to Recover by Tax Levy	\$ 0.00	
TOTAL LIQUID ASSETS		\$ 808,145.60
DEDUCT MATURED INDEBTEDNESS:		
a. Past-Due Coupons	\$ 0.00	
b. Interest Accrued Thereon	\$ 0.00	
c. Past-Due Bonds	\$ 0.00	
d. Interest Thereon After Last Coupon	\$ 0.00	
e. Fiscal Agent Commission On Above	\$ 0.00	
f. Judgements and Interest Levied for But Unpaid	\$ 0.00	
TOTAL Items a. Through f. (To Extension Column)		\$ 0.00
BALANCE OF ASSETS SUBJECT TO ACCRUALS		\$ 808,145.60
DEDUCT ACCRUAL RESERVES IF ASSETS SUFFICIENT:		
g. Earned Unmatured Interest	\$ 4,803.33	
h. Accrual on Final Coupons	\$ 2,401.67	
i. Accrued on Unmatured Bonds	\$ 655,000.00	
TOTAL Items g. Through i. (To Extension Column)		\$ 662,205.00
EXCESS OF ASSETS OVER ACCRUAL RESERVES		\$ 145,940.60

Schedule 6: Estimate of Sinking Fund Needs		
	SINKING FUND	
	Computed By Governing Board	Provided By Excise Board
Interest Earnings on Bonds	\$ 20,770.00	\$ 20,770.00
Accrual on Unmatured Bonds	\$ 670,000.00	\$ 670,000.00
Annual Accrual on "Prepaid" Judgments	\$ 0.00	\$ 0.00
Annual Accrual on Unpaid Judgments	\$ 0.00	\$ 0.00
Interest on Unpaid Judgments	\$ 0.00	\$ 0.00
Participating Contributions (Annexations):	\$ 0.00	\$ 0.00
For Credit to School Dist. No.	\$ 0.00	\$ 0.00
For Credit to School Dist. No.	\$ 0.00	\$ 0.00
For Credit to School Dist. No.	\$ 0.00	\$ 0.00
For Credit to School Dist. No.	\$ 0.00	\$ 0.00
Annual Accrual From Exhibit KK	\$ 0.00	\$ 0.00
TOTAL SINKING FUND PROVISION	\$ 690,770.00	\$ 690,770.00

SINKING FUND ACCOUNTS COVERING THE PERIOD JULY 1, 2021 TO JUNE 30, 2022
ESTIMATE OF NEEDS FOR 2022-2023

EXHIBIT "E"

Schedule 7: Ad Valorem Tax Account - Sinking Funds				
ACCOUNTS COVERING THE PERIOD JULY 1, 2021 TO JUNE 30, 2022				
Gross Value	\$	0.00	Net Value	\$
				33.765 Mills
				21,092,359.00
Total Proceeds of Levy as Certified				\$ 712,173.62
Additions:				\$ 0.00
Deductions:				\$ 0.00
Gross Balance Tax				\$ 712,173.62
Less Reserve for Delinquent Tax				\$ 33,913.03
Reserve for Protests Pending				\$ 0.00
Balance Available Tax				\$ 678,260.59
Deduct 2021 Tax Apportioned				\$ 713,837.90
Net Balance 2021 Tax in Process of Collection				\$ 0.00
Excess Collections				\$ 35,577.31

Schedule 8: Sinking Fund Contributions From Other Districts Due To Boundary Changes			
SCHOOL DISTRICT CONTRIBUTIONS		SINKING FUND	
		Actually Received	Provided For in Budget of Contributing School District
From School District No.		\$ 0.00	\$ 0.00
From School District No.		\$ 0.00	\$ 0.00
From School District No.		\$ 0.00	\$ 0.00
From School District No.		\$ 0.00	\$ 0.00
From School District No.		\$ 0.00	\$ 0.00
From School District No.		\$ 0.00	\$ 0.00
From School District No.		\$ 0.00	\$ 0.00
From School District No.		\$ 0.00	\$ 0.00
From School District No.		\$ 0.00	\$ 0.00
TOTALS		\$ 0.00	\$ 0.00

SINKING FUND ACCOUNTS COVERING THE PERIOD JULY 1, 2021 TO JUNE 30, 2022
ESTIMATE OF NEEDS FOR 2022-2023

EXHIBIT "E"

Schedule 10: Miscellaneous Revenue		2021-22 ACCOUNT
Source		Amount
1000 DISTRICT SOURCES OF REVENUE:		
1200 Tuition & Fees	\$	0.00
1300 EARNINGS ON INVESTMENTS AND BOND SALES		
1310 Interest Earnings	\$	2,040.22
1320 Dividends on Insurance Policies	\$	0.00
1330 Premium on Bonds Sold	\$	0.00
1340 Accrued Interest on Bond Sales	\$	0.00
1350 Interest on Taxes	\$	0.00
1360 Earnings From Oklahoma Commission on School Funds Management	\$	0.00
1370 Proceeds From Sale of Original Bonds	\$	0.00
1390 Other Earnings on Investments	\$	0.00
TOTAL EARNINGS ON INVESTMENTS AND BOND SALES	\$	2,040.22
1400 RENTAL, DISPOSALS AND COMMISSIONS		
1410 Rental of School Facilities	\$	0.00
1420 Rental of Property Other Than School Facilities	\$	0.00
1430 Sales of Building and or Real Estate	\$	0.00
1440 Sales of Equipment, Services and Materials	\$	0.00
1450 Bookstore Revenue	\$	0.00
1460 Commissions	\$	0.00
1470 Shop Revenue	\$	0.00
1490 Other Rental, Disposals and Commissions	\$	0.00
TOTAL RENTAL, DISPOSALS AND COMMISSIONS	\$	0.00
1500 Reimbursements	\$	0.00
1600 Other Local Sources of Revenue	\$	0.00
1700 Child Nutrition Programs	\$	0.00
1800 Athletics	\$	0.00
TOTAL DISTRICT SOURCES OF REVENUE	\$	2,040.22
2000 INTERMEDIATE SOURCES OF REVENUE:		
2100 County 4 Mill Ad Valorem Tax	\$	0.00
2200 County Apportionment (Mortgage Tax)	\$	0.00
2300 Resale of Property Fund Distribution	\$	0.00
2900 Other Intermediate Sources of Revenue	\$	0.00
TOTAL INTERMEDIATE SOURCES OF REVENUE	\$	0.00
3000 STATE SOURCES OF REVENUE:		
3100 Total Dedicated Revenue	\$	0.00
3200 Total State Aid - General Operations - Non-Categorical	\$	0.00
3300 State Aid - Competitive Grants - Categorical	\$	0.00
3400 State - Categorical	\$	0.00
3500 Special Programs	\$	0.00
3600 Other State Sources of Revenue	\$	47.48
3700 Child Nutrition Program	\$	0.00
3800 State Vocational Programs - Multi-Source	\$	0.00
TOTAL STATE SOURCES OF REVENUE	\$	47.48
4000 FEDERAL SOURCES OF REVENUE:		
TOTAL FEDERAL SOURCES OF REVENUE	\$	0.00
5000 NON-REVENUE RECEIPTS:		
TOTAL NON-REVENUE RECEIPTS		0.00
GRAND TOTAL	\$	2,087.70

CAPITAL PROJECT FUNDS BY ACCOUNTS COVERING THE PERIOD JULY 1, 2021 TO JUNE 30, 2022
ESTIMATE OF NEEDS FOR 2022-2023

EXHIBIT "G"

Schedule 1: Current Balance Sheet - June 30, 2022	Bond Fund #31	Fund 31
ASSETS:		Amount
Cash Balances		\$0.00
Investments		\$0.00
TOTAL ASSETS		\$0.00
LIABILITIES AND RESERVES:		
Warrants Outstanding		\$0.00
Reserve for Interest on Warrants		\$0.00
Reserves From Schedule 8		\$0.00
TOTAL LIABILITIES AND RESERVES		\$0.00
CASH FUND BALANCE JUNE 30, 2022		\$0.00
TOTAL LIABILITIES, RESERVES AND CASH FUND BALANCE		\$0.00

Schedule 3: Capital Projects Fund 31 Cash Accounts of Current and all Prior Years		
CURRENT AND ALL PRIOR YEARS	2021-22	2021 & Prior Years
Cash Balance Reported to Excise Board 6-30 of Year in Caption	\$0.00	\$0.00
REVENUES, NON-REVENUE RECEIPTS & CASH BALANCES		
1000 DISTRICT SOURCES OF REVENUE (Source 1000 to 1999)	\$0.00	\$0.00
2000 INTERMEDIATE SOURCES OF REVENUE (Source 2000 to 2999)	\$0.00	\$0.00
3000 STATE SOURCES OF REVENUE (Source 3000 to 3999)	\$0.00	\$0.00
4000 FEDERAL SOURCES OF REVENUE (Source 4000 to 4999)	\$0.00	\$0.00
5000 NON-REVENUE RECEIPTS (Source 5000 to 5999)	\$670,000.00	\$0.00
6000 BALANCE SHEET ACCOUNTS		
6100 CASH ACCOUNTS		
6110 Cash Balances Transferred	\$0.00	\$0.00
6130 Prior Year Lapsed Appropriations	\$0.00	
6140 Estopped Warrants	\$0.00	
TOTAL CASH ACCOUNTS	\$0.00	\$0.00
6200 Interfund Transfers	\$0.00	
TOTAL BALANCE SHEET ACCOUNTS	\$0.00	\$0.00
TOTAL REVENUES, NON-REV RECEIPTS & CASH BALANCES	\$670,000.00	\$0.00
Warrants Paid of Year in Caption	\$670,000.00	\$0.00
TOTAL DISBURSEMENTS	\$670,000.00	\$0.00
CASH & INVESTMENTS BALANCE JUNE 30, 2022	\$0.00	\$0.00
Reserve for Warrants Outstanding	\$0.00	\$0.00
Reserve for Interest on Warrants	\$0.00	\$0.00
Reserves From Schedule 8	\$0.00	\$0.00
TOTAL LIABILITIES AND RESERVE	\$0.00	\$0.00
DEFICIT	\$0.00	\$0.00
CASH FUND BAL FORWARD TO SUCCEEDING YEAR	\$0.00	\$0.00

Schedule 7: Report of Prior Year Warrants Issued From Reserves	FISCAL YEAR ENDING JUNE 30, 2021		
	RESERVES 6/30/21	WARRANTS SINCE ISSUED	BALANCE LAPSED APPROPRIATIONS
TOTAL PRIOR YEAR RESERVES	\$0.00	\$0.00	\$0.00

Schedule 8: Report of Current Year Expenditures	FISCAL YEAR ENDING JUNE 30, 2022		
	WARRANTS ISSUED	RESERVES	TOTAL EXPENDITURES
1000 Instruction	\$0.00	\$0.00	\$0.00
2000 Support Services	\$670,000.00	\$0.00	\$670,000.00
3000 Operation Of Non-Instruction Services	\$0.00	\$0.00	\$0.00
4000 Facilities Acquisition & Construcion Services	\$0.00	\$0.00	\$0.00
5000 Other Outlays	\$0.00	\$0.00	\$0.00
7000 Other Uses	\$0.00	\$0.00	\$0.00
8000 Repayments	\$0.00	\$0.00	\$0.00
TOTAL EXPENDITURES 2021-22 FISCAL YEAR	\$670,000.00	\$0.00	\$670,000.00

CERTIFICATE OF EXCISE BOARD

State of Oklahoma, County of Pottawatomie

We, do further certify that we have examined the statement of estimated needs for the current fiscal year ending June 30, 2022, as certified by the Board of Education of Dale Public Schools, District Number I-2 of said County and State, and its financial statement for the preceding year, and in so doing we have diligently performed the duties imposed upon this Excise Board by 68 O. S. 2001 Section 3007, by (1) ascertaining that the financial statements, as to the statistics therein contained, reflect the true fiscal condition at the close of the fiscal year, or caused the same to be corrected so to show; (2) struck from the estimate of needs so submitted any items not authorized by law and reduced to the sum authorized by law any items restricted by statute as to the amount lawfully expendable therefor; (3) supplemented such estimate, after appropriate action, by an estimate of needs prepared by this Excise Board to make provision for mandatory functions based upon statistics authoritatively submitted; (4) computed the total means available to each fund in the manner provided, applying the Governing Board's estimate of revenue to be derived from surplus tax of the immediately preceding year and from sources other than ad valorem tax, or reduced such estimate to not less than the lawfully authorized ratio of the several sums realized from such sources during the preceding fiscal year or to such lesser sum as may reasonably be anticipated under altered law or circumstance and using for such determination the basic collections of the preceding year and the ratios on which distribution or apportionment must be made during the ensuing or current year.

To the several and specific purposes of the estimated needs as certified, we have and do hereby appropriate the surplus balances of cash on hand of the prior year, estimates of income from sources other than ad valorem taxation within the limitation fixed by law, and the proceeds of ad valorem tax levy within the number of mills authorized, either by apportionment by the Legislature, allocation by the excise board or by legal election, all of which appropriations are made in so far as the available surpluses, revenues, and levies will permit, except in that we have also provided that, after deducting items consisting of cash and the revenue from all sources other than the 2022 tax and the proceeds of the 2022 tax levy are in excess of the residue of such appropriations, by a sum included for delinquent tax, computed at 10.0% of such residue. And provided further, if said School District has been ascertained to be a well defined State Aid District, the local budget, as approved and appropriated for, has been applied wholly to its operating accounts.

We further certify that the amount required to be raised from tax, excluding Homesteads, for General Revenue Fund purposes as approved, requires a total ad valorem tax levy of 35.000 Mills. Said levy is within the statutory limit, and if in excess, is within the constitutional limit and has been authorized by a vote of the people of said district, as shown by certificate of the School Board to-wit:

To this District, with valuations shown below, the Excise Board allocated 5.000 Mills, plus 15.000 Mills authorized by the Constitution, plus an emergency levy of 5.000 Mills; plus local support levy of 10.000 Mills; for a total levy for the General Fund of 35.000 Mills.

We further certify that the amount required to be raised for building fund purposes as approved requires a tax levy of 5.000 Mills, and said levy has been certified as authorized by a vote of the people at an election held for that purpose. We further certify that Assessed Values used in computing Mill-vote levies have been applied as certified by the County Assessor.

We further certify that we have examined the within statements of account and estimated needs or requirements of the Governing Board of Dale Public Schools, School District No. I-2 of said County and State, in relation to the Sinking Fund or Funds thereof, and after finding the same correct or having caused the same to be corrected pursuant to 68 O. S. 2001 Section 3009, have approved the requirements therefor to fulfill the conditions of Section 26 and 28 of Article 10, Oklahoma Constitution, and have made and certified a tax levy therefor to the extent of the excess of said total requirements over the total of items 2, 3, 6, and 12 of Exhibit Y and any other legal deduction, including a reserve of 10.0% for delinquent taxes.

CERTIFICATE OF EXCISE BOARD
ESTIMATE OF NEEDS FOR 2022-2023

EXHIBIT "Y"					
County Excise Board's Appropriation of Income and Revenue	General Fund	Building Fund	Co-op Fund	Child Nutrition Fund	New Sinking Fund (Exc. Homesteads)
Appropriation Approved and Provision Made	\$ 6,253,682.76	\$ 253,383.09	\$ 0.00	\$ 554,642.02	\$ 690,770.00
Appropriation of Revenues:					
Excess of Assets Over Liabilities	\$ 611,791.10	\$ 141,305.88	\$ 0.00	\$ 204,835.70	\$ 145,940.60
Unclaimed Protest Tax Refunds	\$ 0.00	\$ 0.00	\$ 0.00	\$ 0.00	\$ 0.00
Miscellaneous Estimated Revenues	\$ 4,857,789.00	\$ 0.00	\$ 0.00	\$ 349,806.32	None
Est. Value of Surplus Tax in Process	\$ 0.00	\$ 0.00	\$ 0.00	\$ 0.00	None
Sinking Fund Contributions	\$ 0.00	\$ 0.00	\$ 0.00	\$ 0.00	\$ 0.00
Surplus Building Fund Cash	\$ 0.00	\$ 0.00	\$ 0.00	\$ 0.00	\$ 0.00
Total Other Than 2022 Tax	\$ 5,469,580.10	\$ 141,305.88	\$ 0.00	\$ 554,642.02	\$ 145,940.60
Balance Required	\$ 784,102.66	\$ 112,077.21	\$ 0.00	\$ 0.00	\$ 544,829.40
Add Allowance for Delinquency	\$ 78,410.27	\$ 11,207.72	\$ 0.00	\$ 0.00	\$ 27,241.47
Total Required for 2022 Tax	\$ 862,512.93	\$ 123,284.93	\$ 0.00	\$ 0.00	\$ 572,070.87
Rate of Levy Required and Certified	-----	-----	-----	-----	23.76 Mills

We further certify that the net assessed valuation of the Property, subject to ad valorem taxes, after the amount of all Homestead Exemptions have been deducted in the said School District as finally equalized and certified by the Board of Equalization for the current year 2022-2023 is as follows:

VALUATION AND LEVIES EXCLUDING HOMESTEADS				
County	Real	Personal	Public Service	Total
This County Pottawatomie	\$ 18,108,651	\$ 2,253,842	\$ 3,716,595	\$ 24,079,088
Joint County	\$ 0	\$ 0	\$ 0	\$ 0
Joint County	\$ 0	\$ 0	\$ 0	\$ 0
Joint County	\$ 0	\$ 0	\$ 0	\$ 0
Joint County	\$ 0	\$ 0	\$ 0	\$ 0
Joint County	\$ 0	\$ 0	\$ 0	\$ 0
Joint County	\$ 0	\$ 0	\$ 0	\$ 0
Joint County	\$ 0	\$ 0	\$ 0	\$ 0
Joint County	\$ 0	\$ 0	\$ 0	\$ 0
Joint County	\$ 0	\$ 0	\$ 0	\$ 0
Joint County	\$ 0	\$ 0	\$ 0	\$ 0
Joint County	\$ 0	\$ 0	\$ 0	\$ 0
Joint County	\$ 0	\$ 0	\$ 0	\$ 0
Total Valuations, All Counties	\$ 18,108,651	\$ 2,253,842	\$ 3,716,595	\$ 24,079,088

The assessed valuations herein certified have been used in computing the rates of mill levies and the proceeds thereof appropriated as aforesaid; and that having ascertained as aforesaid, the aggregate amount to be raised by ad valorem taxation, be raised by ad valorem taxation, we thereupon made the above levies therefor as provided by law as follows:

CERTIFICATE OF EXCISE BOARD
ESTIMATE OF NEEDS FOR 2022-2023

EXHIBIT "Y" Continued: Primary County And All Joint Counties					
Levies Required and Certified: Valuation And Levies Excluding Homesteads			Total Required For 2022 Tax		
County	General Fund	Building Fund	Total Valuation	General	Building
This County Pottawatomie	35.82 Mills	5.12 Mills	\$ 24,079,088	\$ 862,513	\$ 123,285
Joint Co.	0.00 Mills	0.00 Mills	\$ 0	\$ 0	\$ 0
Joint Co.	0.00 Mills	0.00 Mills	\$ 0	\$ 0	\$ 0
Joint Co.	0.00 Mills	0.00 Mills	\$ 0	\$ 0	\$ 0
Joint Co.	0.00 Mills	0.00 Mills	\$ 0	\$ 0	\$ 0
Joint Co.	0.00 Mills	0.00 Mills	\$ 0	\$ 0	\$ 0
Joint Co.	0.00 Mills	0.00 Mills	\$ 0	\$ 0	\$ 0
Joint Co.	0.00 Mills	0.00 Mills	\$ 0	\$ 0	\$ 0
Joint Co.	0.00 Mills	0.00 Mills	\$ 0	\$ 0	\$ 0
Joint Co.	0.00 Mills	0.00 Mills	\$ 0	\$ 0	\$ 0
Joint Co.	0.00 Mills	0.00 Mills	\$ 0	\$ 0	\$ 0
Joint Co.	0.00 Mills	0.00 Mills	\$ 0	\$ 0	\$ 0
Joint Co.	0.00 Mills	0.00 Mills	\$ 0	\$ 0	\$ 0
Totals			\$ 24,079,088	\$ 862,513	\$ 123,285

Sinking Fund: 23.76 Mills

We do hereby order the above levies to be certified forthwith by the Secretary of this Board to the County Assessor of said County, in order that the County Assessor may immediately extend said levies upon the Tax Rolls for the year 2022 without regard to any protest that may be filed against any levies, as required by 68 O. S. 2001, Section 2869.

Signed at Shawnee, Oklahoma, this 12th day of October 2022

Daniel Aaron
Excise Board Member

Scott E. Reynolds
Excise Board Member

Susan C. Men
Excise Board Chairman

Raeshel Flewallen
Excise Board Secretary

Joint School District Levy Certification for Dale Public Schools I-2

Career Tech District Number

AVTS-5

General Fund

10.12

Building Fund

5.06

State of Oklahoma)

) ss

County of Pottawatomie)

I, Raeshel Flewallen, Pottawatomie County Clerk, do hereby certify that the above levies are true and correct for the taxable year 2022.

Witness my hand and seal, on

October 12 2022

Raeshel Flewallen
Pottawatomie County Clerk



ALL FUND ACCOUNTS COVERING THE PERIOD JULY 1, 2021 TO JUNE 30, 2022
STATISTICAL DATA FOR 2022-2023

EXHIBIT "Z"

Schedule 1: SUMMARY RECAPITULATION OF SCHOOL COSTS FOR THE FISCAL YEAR ENDING JUNE 30, 2022, AND
APPORTIONMENT THEREOF

CLASSIFICATION	ACCUMULATION OF EXPENDITURES AND UNLIQUIDATED COMMITMENTS TO DETERMINE PER CAPITA COSTS					
	GENERAL REVENUE FUND	CHILD NUTRITION FUND	BUILDING FUND	SINKING FUND	SPECIAL REVENUE FUNDS	CAPITAL PROJECT FUNDS
Expenditures and Reserves						
Current Exp. - Educational	\$ 5,506,348.01	\$ 358,568.03	\$ 91,674.23	\$ 0.00	\$ 0.00	\$ 0.00
Current Exp. - Transportation	\$ 112,115.31	\$ 0.00	\$ 0.00	\$ 0.00	\$ 0.00	\$ 0.00
Current Res. - Educational	\$ 0.00	\$ 0.00	\$ 0.00	\$ 0.00	\$ 0.00	\$ 0.00
Current Res. - Transportation	\$ 0.00	\$ 0.00	\$ 0.00	\$ 0.00	\$ 0.00	\$ 0.00
Capital Exp. - Educational	\$ 0.00	\$ 0.00	\$ 0.00	\$ 640,000.00	\$ 0.00	\$ 0.00
Capital Exp. - Transportation	\$ 0.00	\$ 0.00	\$ 0.00	\$ 0.00	\$ 0.00	\$ 0.00
Capital Res. - Educational	\$ 0.00	\$ 0.00	\$ 0.00	\$ 0.00	\$ 0.00	\$ 0.00
Capital Res. - Transportation	\$ 0.00	\$ 0.00	\$ 0.00	\$ 0.00	\$ 0.00	\$ 0.00
Interest Paid and Reserved	\$ 0.00	\$ 0.00	\$ 0.00	\$ 18,560.00	\$ 0.00	\$ 0.00
TOTALS	\$ 5,618,463.32	\$ 358,568.03	\$ 91,674.23	\$ 658,560.00	\$ 0.00	\$ 0.00
Enumeration <input type="text" value="0.00"/> Average Daily Attendance <input type="text" value="0.00"/> Average Daily Haul <input type="text" value="0.00"/>						

Expenditures and Reserves	ENTERPRISE FUNDS	ACTIVITY FUNDS	EXPENDABLE TRUST FUNDS	NON- EXPENDABLE TRUST FUNDS	INTERNAL SERVICE FUNDS
Current Expenditures - Educational	\$ 0.00	\$ 0.00	\$ 0.00	\$ 0.00	\$ 0.00
Current Expenditures - Transportation	\$ 0.00	\$ 0.00	\$ 0.00	\$ 0.00	\$ 0.00
Current Reserves - Educational	\$ 0.00	\$ 0.00	\$ 0.00	\$ 0.00	\$ 0.00
Current Reserves - Transportation	\$ 0.00	\$ 0.00	\$ 0.00	\$ 0.00	\$ 0.00
Capital Expenditures - Educational	\$ 0.00	\$ 0.00	\$ 0.00	\$ 0.00	\$ 0.00
Capital Expenditures - Transportation	\$ 0.00	\$ 0.00	\$ 0.00	\$ 0.00	\$ 0.00
Capital Reserves - Educational	\$ 0.00	\$ 0.00	\$ 0.00	\$ 0.00	\$ 0.00
Capital Reserves - Transportation	\$ 0.00	\$ 0.00	\$ 0.00	\$ 0.00	\$ 0.00
Interest Paid and Reserved	\$ 0.00	\$ 0.00	\$ 0.00	\$ 0.00	\$ 0.00
TOTALS	\$ 0.00	\$ 0.00	\$ 0.00	\$ 0.00	\$ 0.00
Per Capita Cost for:	Education	\$ 0.00	Transportation	\$ 0.00	

Expenditures and Reserves	TOTAL OF ALL APPLICABLE COSTS 2021-2022	OPERATION COSTS ONLY	TRANSPORTATION COSTS ONLY
Current Expenditures - Educational	\$ 5,956,590.27	\$ 5,956,590.27	\$ 0.00
Current Expenditures - Transportation	\$ 112,115.31	\$ 0.00	\$ 112,115.31
Current Reserves - Educational	\$ 0.00	\$ 0.00	\$ 0.00
Current Reserves - Transportation	\$ 0.00	\$ 0.00	\$ 0.00
Capital Expenditures - Educational	\$ 640,000.00	\$ 640,000.00	\$ 0.00
Capital Expenditures - Transportation	\$ 0.00	\$ 0.00	\$ 0.00
Capital Reserves - Educational	\$ 0.00	\$ 0.00	\$ 0.00
Capital Reserves - Transportation	\$ 0.00	\$ 0.00	\$ 0.00
Interest Paid and Reserved	\$ 18,560.00	\$ 18,560.00	\$ 0.00
TOTALS	\$ 6,727,265.58	\$ 6,615,150.27	\$ 112,115.31

**Dale Public Schools
2022-23 Budget Summary**

CODE	SOURCE	2022-23 Estimated Revenue
1110	Ad Valorem Tax-current	
1120	Ad Valorem Tax-prior	784,102.66
1300	Interest	
1400	Rental, Disposals, and Commissions	
1500	Reimbursements	
1600	Other Local Sources	
1700	Child Nutrition Local Sources	
2100	4-Mill Levy	
2200	Mortgage Tax	106,806.33
3110	Gross Production Tax	31,343.62
3120	Motor Vehicle Collections	22,162.58
3130	R.E.A. Tax	367,991.71
3140	State School Land Earnings	56,871.46
3150	Vehicle Tax Stamps	115,197.41
3210	Foundation & Salary Incentive	568.92
3250	Flexible Benefit	3,008,044.33
3300	State Aid - Comp.Grants (Alt Ed)	486,495.02
3400	State - Categorical - Textbooks	
3400	State - Categorical - Staff Development	51,523.82
3500	Special Programs	
3600	Other State Sources (\$3000 raise)	
3700	Child Nutrition State Sources	
3800	Vocational - State	
4100	Indian Education	
4100	Impact Aid	
4100	Other -	40,000.00
4200	Title I, Part A	
4200	Title II, Part A	107,949.02
4200	Title III, Limited English Proficiency	
4300	IDEA-B Flowthrough	
4300	IDEA-B Pre-School	
4400	Title IV, Part A	
4400	Title V	10,000.00
4500	Johnson O'Malley	
4600	Counselor Corps	
4600	ESSER III	
4600	CARES	452,834.78
4700	Child Nutrition Federal Sources	
4800	Carl Perkins / Vocational	
5100	Non-Revenue Receipts	

Total Revenue Estimates **5,641,891.66**

Fund Balance, 7-01-22 **611,791.10**

TOTAL 2022-23 APPROPRIATIONS **\$ 6,253,682.76**

Note - The above appropriation amount is the maximum amount that you can legally obligate your school district encumbrances and payments. If you exceed this amount, you must add to your appropriations.