

STATE AUDITOR  
/ INSPECTOR

CITY OF CATOOSA, OKLAHOMA

SINKING FUND SCHEDULES

JUNE 30, 2022

AND

SINKING FUND

ESTIMATE OF NEEDS

FOR

FISCAL YEAR ENDING

JUNE 30, 2023

STATE OF OKLAHOMA  
COUNTY OF ROGERS  
FILED  
2022 OCT -7 PM 4:00  
COUNTY CLERK  
BY: *M*

**FILED**  
OCT 17 2022  
State Auditor & Inspector

*Rogers*

Pursuant to 11 O.S., 2021, Section 17-208, "The municipal governing body shall hold a public hearing on the proposed budget no later than fifteen (15) days prior to the beginning of the budget year. Notice of date, time and place of the hearing, together with the proposed budget summary, shall be published in a newspaper of general circulation in the municipality not less than five (5) days before the date of the hearing."


**Please attach proof of publication.**

The City of Catoosa will hold a public hearing on its proposed budget for FY 2022-2023 during a Regular City Council meeting on June 13, 2022 at 6:00 P.M. at the Catoosa City Hall, 214 S. Cherokee, Catoosa, Oklahoma 74015. Residents may submit their comments during the meeting or in writing to the City Clerk, [vsutton@cityofcatoosa.org](mailto:vsutton@cityofcatoosa.org), prior to the meeting. The budget summary for the FY 2022-2023 proposed budget is below:


<b>Fund:</b>	<b>Estimated Revenue:</b>	<b>Proposed Budget:</b>
General Fund	\$13,491,927.88	\$12,042,537.18
PWA Fund	\$6,494,245.07	\$3,995,050.00
911 Enhancement Fund	\$41,921.59	\$3,500.00
A&D Fund	\$327.37	\$-
Cemetery Fund	\$58,547.75	\$5,050.00
Fire Department Fund	\$2,233,382.98	\$1,444,424.00
Grant Fund	\$95,733.59	\$10,000.00
Police Training Fund	\$46,177.68	\$35,000.00
PWA O&M Fund	\$3,290,507.76	\$1,500,000.00
Recreational Services Fund	\$2,144,278.85	\$1,184,160.00
Retirement Fund	\$56,883.33	\$10,516.00
Technology Fund	\$29,674.01	\$20,000.00
CIA Fund	\$2,212,093.05	\$2,200,000.00
CEDA Fund	\$30,101.10	\$76,500.00
2022A G.O. Bond Fund	\$20,055,825.00	\$20,055,825.00
ARPA Fund	\$1,116,632.09	\$500,000.00
Sinking Fund	\$1,856,292.00	\$892,500.00
<b>Total:</b>	<b>\$53,254,551.10</b>	<b>\$43,975,062.18</b>

This notice was filed in the office of the City Clerk and posted June 6, 2022 by 9:00 a.m. on the bulletin board located on the North side of the Catoosa City Hall building, 214 South Cherokee, Catoosa, Oklahoma 74015 and on the City's website June 6, 2022 at: [www.cityofcatoosa.org/agendacenter](http://www.cityofcatoosa.org/agendacenter).

State law requires notice to be published five days prior to the public hearing. This notice was given to The Claremore Progress and The Independent newspaper on June 6, 2022 to ensure publication on June 8, 2022.



Vicky Sutton, City Clerk



PROOF OF PUBLICATION

Inola Independent  
P.O.Box 999  
Inola, Oklahoma, 74036  
Phone Number 918-543-3134

I, John Brock, of lawful age, being duly sworn upon oath, deposes and says that I am the Editor, Publisher or Authorized Agent of The Independent, a Weekly publication that is a "legal newspaper" as that phrase is defined in 25 O.S. § 106 for the City of Catoosa, for the County of Rogers, in the State of Oklahoma, and that the attachment hereto (for proofs with newspaper clipping attached)

– OR – box to the right (for proofs with text copied and pasted) contains a true and correct copy of what was actually published in said legal newspaper in consecutive issues on the following dates:

DATE June 8, 2022

NAME City of Catoosa

PUBLICATION FEE \$272.00

DESCRIPTION The City of Catoosa will hold a Public Hearing for Budget FY2022-2023

John Brock or Martha Brock

*Martha Brock*

Publisher, Editor, or Authorized Agent

State of Oklahoma

County of Rogers

Signed and sworn to before me this *18<sup>th</sup>* day of *July*, 2022 by Name of Editor, Publisher, Authorized Agent.



(Seal)

My Commission expires: *6-18-2025*. 20\_\_

*Lillie Boeckman*

ing children, three of whom came into our lives through the blessing of adoption, I could not be more proud to represent and reside in the most pro-life state in the nation. I applaud Governor Stitt and all of those who fought for us to get here. While we celebrate this victory, it's impossible not to acknowledge the tragic reality of what lies on the other side of this debate.

Our society must do bet-

is shameful that many in America have led them to believe that abortion is the only choice.

As Christians, as parents, as neighbors, it's necessary we assure expectant mothers that they are not alone and that this lie is just that: a lie and nothing else. The pro-life movement stands strongly in support of providing the resources necessary for mothers to embrace life.

that serve millions of people annually, offering services such as counseling, material assistance, care coordination, and housing support. There are also 3,000 adoption agencies across the United States working to find children a loving home.

In the Second District alone, there's a long list of centers that work day-in and day-out to serve expectant mothers, offering them hope for the future and a reason to believe in life. Examples

Compassion Women's Center in Claremore, to name a few.

I couldn't be more grateful for the Oklahomans who have made it their life's mission to fight for life. While the country awaits the Dobbs v. Jackson Supreme Court decision, we must continue to remind our loved ones and friends that there is support for those who need it. I believe every child is fearfully and wonderfully made by our Creator, and

our country.

**Need**

**Pu**

**PROMP**

**FF**

The Inde  
newspape  
Wednesd  
Our

- Accurate & your leg
- Tear sheet promptl
- FREE filin of Publi
- County
- FREE not: copy
- Additional
- Billed for p deposit

There are 4

1. Email to bla
2. Fax to 918-5
3. Mail to PO
4. Drop off at 1 Inola, Ok

Contact  
information  
you may hav  
Ask for Mar

### Public Notice

The City of Catoosa will hold a public hearing on its proposed budget for FY 2022-2023 during a Regular City Council meeting on June 13, 2022 at 6:00 P.M. at the Catoosa City Hall, 214 S. Cherokee, Catoosa, Oklahoma 74015. Residents may submit their comments during the meeting or in writing to the City Clerk, [vsutton@cityofcatoosa.org](mailto:vsutton@cityofcatoosa.org), prior to the meeting. The budget summary for the FY 2022-2023 proposed budget is below:

Fund:	Estimated Revenue:	Proposed Budget:
General Fund	\$13,491,927.88	\$12,042,537.18
PWA Fund	\$6,494,245.07	\$3,995,050.00
911 Enhancement Fund	\$41,921.59	\$3,500.00
A&D Fund	\$327.37	\$-
Cemetery Fund	\$58,547.75	\$5,050.00
Fire Department Fund	\$2,233,382.98	\$1,444,424.00
Grant Fund	\$95,733.59	\$10,000.00
Police Training Fund	\$46,177.68	\$35,000.00
PWA O&M Fund	\$3,290,507.76	\$1,500,000.00
Recreational Services Fund	\$2,144,278.85	\$1,184,160.00
Retirement Fund	\$56,883.33	\$10,516.00
Technology Fund	\$29,674.01	\$20,000.00
CIA Fund	\$2,212,093.05	\$2,200,000.00
CEDA Fund	\$30,101.10	\$76,500.00
2022A G.O. Bond Fund	\$20,055,825.00	\$20,055,825.00
ARPA Fund	\$1,116,632.09	\$500,000.00
Sinking Fund	\$1,856,292.00	\$892,500.00
<b>Total:</b>	<b>\$53,254,551.10</b>	<b>\$43,975,062.18</b>

This notice was filed in the office of the City Clerk and posted June 6, 2022 by 9:00 a.m. on the bulletin board located on the North side of the Catoosa City Hall building, 214 South Cherokee, Catoosa, Oklahoma 74015 and on the City's website June 6, 2022 at: [www.cityofcatoosa.org/agendacenter](http://www.cityofcatoosa.org/agendacenter).

State law requires notice to be published five days prior to the public hearing. This notice was given to The Claremore Progress and The Independent newspaper on June 6, 2022 to ensure publication on June 8, 2022.

*Vicky Sutton*

Vicky Sutton, City Clerk



6-8-22

## INDEX

Cover Page

Index

Proof of Publication Page

Form SF-1	Balance Sheet and Estimate of Sinking Fund Needs
Form SF-2	Statement of Cash Accounts, Disbursements and Balance
Form SF-3	Detail status of Bond and Coupon Indebtedness
Form SF-4	Statement of Investments

**City of Catoosa**

**Sinking Fund  
County Excise Board's Appropriation of Income and Revenues  
2022-23 Estimate of Needs**

1. To Finance Approved Budget in the Sum of (SF-1 Line 25)	\$1,786,875
2. Excess of Assets Over Liabilities (SF-1 Line 17)	472,764
3. Other Deductions:	
4. Balance Required to Raise	\$1,314,111
5. Add 5% Overlevy for Delinquent Tax	65,706
6. Gross Balance of Requirements Appropriated from 2022 Ad Valorem Tax	\$1,379,816
7. Net Assessed Valuation	\$103,534,992
8. Mill Levy	13.33

CITY OF CATOOSA, OKLAHOMA  
SINKING FUND  
June 30, 2022

Line No.	Balance Sheets	Sinking Fund	
		Detail	Extension
	Assets:		
1	Cash balance (Form SF-2, Line 21)	472,764.42	
2	Investments (Form SF-4, Col. 6)		
3	Cash with Paying Agent		
4			
5			
6	Total Assets		<u>\$472,764.42</u>
	Liabilities:		
7	Matured bonds outstanding (Form SF-3, Col. 19)	0.00	
8	Accrual on unmatured bonds (Form SF-3, Col. 18)	0.00	
9	Accrual on final coupons (Form SF-3, Col. 27)	0.00	
10	Unpaid interest coupons accrued (Form SF-3, Col. 34) - Matured	0.00	
11	Fiscal agency commission on above		
12	Judgments and interest levied		
13	Unpaid interest coupons accrued (Form SF-3, Col. 35) - Unmatured	0.00	
14			
15			
16	Total Liabilities		<u>\$0.00</u>
17	Excess of assets over liabilities (To Form SF-7, Line 2)		<u><u>\$472,764.42</u></u>
	Estimate of Sinking Fund Needs - Next Year		
18	Interest required on bonds (Form SF-3, Col. 29)	966,875.00	
19	Accrual on bonds (Form SF-3, Col. 12)	820,000.00	
20	Accrual on judgments (Form SF-5, Line 12A)		
21	Interest accruals on judgments (Form SF-5, Line 12B)		
22	Commissions - Fiscal agencies		
23			
24			
25	Total Sinking Fund Provision (To Form SF-7, Line 1)	\$1,786,875	



**SINKING FUND**  
**STATEMENT OF CASH ACCOUNTS, DISBURSEMENTS AND BALANCES**  
**For the Fiscal Year Ended June 30, 2022**

<u>Line</u> <u>No.</u>		<u>Sinking Fund</u>
1	Cash balance, Beginning of year, July 1, 2021	
2	Investments liquidated during year (Form SF-4, Col. 3)	-
	Receipts and Apportionments:	
3	Ad Valorem Tax	
4	Bond Premium	403,336.50
5	Accrued Interest on Bonds Issued	69,416.67
6	Interest Earned	11.25
7		
8		
9	Total receipts and apportionments	472,764.42
10	Total Available Resources	472,764.42
	Disbursements:	
11	Interest coupons paid (Form SF-3, Col. 33)	-
12	Bonds paid (Form SF-3, Col. 16)	-
13	Commission paid fiscal agency	
15	Interest paid on judgments	
16	Investments purchased (Form SF-4, Col. 2)	
17		
18		
19		
20	Total disbursements	-
21	Cash balance - End of year, June 30, 2022 (To Form SF-1, Line 1)	472,764.42

**Form SF-3**

**SINKING FUND SCHEDULES**  
**Detailed Status of Bond and Coupon Indebtedness as of June 30, 2022 and Accruals Thereon**

	1	2	3	4	5	6	7
	Purpose of Bond Issue	Date of Issue	Date of Sale (Close)	Date Maturing Begins	Amount of Each Uniform Maturity	Date of Final Maturity	Amount of Final Maturity
1	2022A	6/1/2022	6/29/2022	08/01/23	850,000	06/01/47	950,000
2							
3							
4							
5							
6							
7							
8							
9							
10							
11							
12							
13							
14							
15							
16							
17							
18							
19							
20							
21							
22							
23							
24							
25							
26							
27							
28							
29							
30							
31							
32							
33							
34							
35							
36							
	PAGE TOTAL						
	GRAND TOTAL				850,000	53,844	950,000

**SINKING FUND SCHEDULES**  
**Detailed Status of Bond and Coupon Indebtedness as of June 30, 2022 and Accruals Thereon**

	8	9	10	11	12	13	14
	Amount of Original Issue	Cancelled Funded or In Judgment or Delayed for Final Levy Year	Bond Issues Accruing by Tax Levy	Tax Years to Run	Normal Annual Accrual	Tax Years Run	Accrual Liability To Date
1	20,500,000		20,500,000	25	820,000	0	0
2							
3							
4							
5							
6							
7							
8							
9							
10							
11							
12							
13							
14							
15							
16							
17							
18							
19							
20							
21							
22							
23							
24							
25							
26							
27							
28							
29							
30							
31							
32							
33							
34							
35							
36							

PAGE TOTAL

GRAND TOTAL

820,000.00      0.00  
 (To SF-1, Line 19)

**SINKING FUND SCHEDULES**  
**Detailed Status of Bond and Coupon Indebtedness as of June 30, 2022 and Accruals Thereon**

1	
2	
3	
4	
5	
6	
7	
8	
9	
10	
11	
12	
13	
14	
15	
16	
17	
18	
19	
20	
21	
22	
23	
24	
25	
26	
27	
28	
29	
30	
31	
32	
33	
34	
35	
36	

GRAND TOTAL	0 (To SF-2, Line 12)	0 (To SF-1, Line 8)	(To SF-1, Line 7)	20,500,000
-------------	-------------------------	------------------------	-------------------	------------

## SINKING FUND SCHEDULES

Detailed Status of Bond and Coupon Indebtedness as of June 30, 2022 and Accruals Thereon

	21	22	23	24	25	26	27	28	29
	Coupon Computation		Terminal	Years	Accrue	Tax	Total	Current Interest	Total Interest
	Coupon	%	Interest	To	Each	Years	Accrued	Earnings	To Levy For
	Due	Interest	To Accrue	Run	Year	Run	To Date	Through	Sum of Cols.
								2022-2023	25 & 28
1	Jun-23	4% TO 5%						966,875.00	966,875.00
2									
3									
4									
5									
6									
7									
8									
9									
10									
11									
12									
13									
14									
15									
16									
17									
18									
19									
20									
21									
22									
23									
24									
25									
26									
27									
28									
29									
30									
31									
32									
33									
34									
35									
36									
PAGE TOTAL									
GRAND TOTAL	0.00				0.00		966,875.00	966,875.00	
					(To SF-1, Line 9)		(To SF-1, Line 18)		

**SINKING FUND SCHEDULES**  
**Detailed Status of Bond and Coupon Indebtedness as of June 30, 2022 and Accruals Thereon**

30	31	32	33	34	35
Interest Earned But Unpaid 6/30/2021		Interest Earnings Through 06/30/22	Coupons Paid Through 06/30/22	Interest Earned But Unpaid 6/30/2022	
Matured	Unmatured			Matured	Unmatured

1  
2  
3  
4  
5  
6  
7  
8  
9  
10  
11  
12  
13  
14  
15  
16  
17  
18  
19  
20  
21  
22  
23  
24  
25  
26  
27  
28  
29  
30  
31  
32  
33  
34  
35  
36

PAGE TOTAL

GRAND TOTAL	0.00	0.00	0.00	0.00
			(To SF-2, Line 11)	(To SF-1, Line 10) (To SF-1, Line 13)

**SINKING FUND  
STATEMENT OF INVESTMENTS**

For the Fiscal Year Ended June 30, 2022

	1	2	3	4	5	6
	Investment on Hand Beginning of Year	Purchases	Liquidation of Investments		Barred by Court Order	Investment on Hand Ending of Year
			Collection	Amount of Premium Paid		
1 Municipal Bonds	0.00	0.00	0.00			0.00
2 U.S. Bonds and Certificates	0.00	0.00	0.00			0.00
3 Certificates of Deposit	0.00	0.00	0.00			0.00
4						
5						
6						0.00
7						
8						
9 Judgments	0.00	0.00	0.00			0.00
10 Total	0.00	0.00	0.00			0.00
	(To SF-2, Line 16)		(To SF-2, Line 2)		(To SF-1, Line 2)	

CITY OF CATOOSA, OKLAHOMA

We certify that the total assessed valuation of the property, subject to Ad Valorem taxes, Excluding Homestead and Other Exemptions approved, in the Municipality as finally equalized and certified by the State Board of Equalization for the current year 2022 - 2023 as follows:

	<u>ROGERS</u> <u>COUNTY</u>	<u>WAGONER</u> <u>COUNTY</u>	<u>TOTAL</u>
REAL PROPERTY	\$65,809,479	\$7,319,850	\$73,129,329
PERSONAL PROPERTY	23,428,081	391,058	23,819,139
PUBLIC SERVICE PROPERTY	<u>6,399,357</u>	<u>187,167</u>	<u>6,586,524</u>
TOTAL	\$95,636,917 ✓	\$7,898,075 ✓	\$103,534,992

and that the assessed valuations herein certified have been used in computing the rates of mill levies and the proceeds thereof as aforesaid; and that having ascertained as aforesaid, the aggregate amount to be raised by Ad Valorem taxation, we thereupon made the levies therefore, as provided by laws as follows:

SINKING FUND      13.33    mills                      TOTAL      13.33 ✓    mills


We do hereby order the above levies to be certified forthwith by the Secretary of this Board to the County Assessor of Said County, in order that the County Assessor may immediately extend said levies upon the Tax Rolls for the Year 2022, without regard to any protest that may be filed against any levies, as required by 68 O.S. 2021, Section 2474. We fully certify that the said appropriation and the mill-rate levies, as aforesaid, are within the limitation provided by law.

Dated this 11 day of October, 2022,

at Claremore, Oklahoma

Member

  
Chairman of the County Excise Board



Member



Attest:

  
Secretary of the County Excise Board



# 2022 ROGERS COUNTY ASSESSOR'S OFFICE REPORT TO THE EXCISE BOARD

08/03/2022

City/Village								
DISTRICT	DESCRIPTION	PERSONAL PROPERTY	REAL PROPERTY	PUBLIC SERVICE	TOTAL VALUATION	HOMESTEAD EXEMPTIONS	OTHER EXEMPTIONS	NET VALUATION
T010	CLAREMORE CITY	27,933,929	135,442,080	3,277,460	166,653,469	2,748,421	1,920,090	161,986,958
T020	CATOOSA CITY	23,428,081	67,401,838	6,399,357	97,229,376	955,091	637,368	95,636,917
T021	OWASSO CITY	319,795	34,457,605	575,503	35,352,903	581,954	282,053	34,478,896
T030	CHELSEA CITY	805,013	5,288,794	673,076	6,764,883	277,293	81,929	6,405,681
T040	OOLOGAH CITY	632,775	7,910,143	661,882	9,204,800	200,500	100,739	8,903,581
T045	TALALA CITY	345,080	1,307,941	0	1,653,021	73,992	47,001	1,532,028
T050	INOLA CITY	3,190,749	10,805,809	935,281	14,931,839	327,071	190,827	14,413,941
T070	FOYIL CITY	372,501	1,256,522	75,566	1,704,589	58,874	56,872	1,588,843
T080	VERDIGRIS TOWN	1,123,681	39,729,588	645,078	41,498,347	951,000	863,106	39,684,241
CITY/VILLAGE TOTAL VALUATION		58,151,604	303,598,420	13,243,203	374,993,227	6,172,196	4,189,985	364,631,046

Comm-College								
DISTRICT	DESCRIPTION	PERSONAL PROPERTY	REAL PROPERTY	PUBLIC SERVICE	TOTAL VALUATION	HOMESTEAD EXEMPTIONS	OTHER EXEMPTIONS	NET VALUATION
V011	VO-TECH DISTRICT 11	128,927,908	712,969,227	114,897,087	954,794,222	18,116,871	15,220,480	921,456,871
V018	VO-TECH DISTRICT 18	68,080,050	112,508,522	10,027,635	190,616,207	1,535,830	1,248,275	167,834,102
COMM-COLLEGE TOTAL VALUATION		195,007,958	825,477,749	124,924,722	1,145,410,429	19,652,701	16,468,755	1,109,290,973

County								
DISTRICT	DESCRIPTION	PERSONAL PROPERTY	REAL PROPERTY	PUBLIC SERVICE	TOTAL VALUATION	HOMESTEAD EXEMPTIONS	OTHER EXEMPTIONS	NET VALUATION
C001	ROGERS COUNTY	195,007,958	825,477,749	124,924,722	1,145,410,429	19,652,701	16,468,755	1,109,290,973
COUNTY TOTAL VALUATION		195,007,958	825,477,749	124,924,722	1,145,410,429	19,652,701	16,468,755	1,109,290,973

Fire-District								
DISTRICT	DESCRIPTION	PERSONAL PROPERTY	REAL PROPERTY	PUBLIC SERVICE	TOTAL VALUATION	HOMESTEAD EXEMPTIONS	OTHER EXEMPTIONS	NET VALUATION
F001	VERDIGRIS FIRE	78,123,747	72,251,982	3,692,590	152,068,319	0	0	152,068,319
F002	LIMESTONE FIRE DIST	2,747,326	106,033,143	1,199,825	109,980,294	0	0	109,980,294
F003	NORTHWEST FIRE DIST	6,288,595	98,410,536	79,876,008	184,575,139	0	0	184,575,139
F006	COLLINSVILLE FIRE DIST	605,618	14,719,835	88,323	15,411,776	486,593	240,472	14,704,711
F007	FOYIL FIRE DISTRICT	3,118,776	25,545,261	5,927,550	34,591,587	0	0	34,591,587

# 2022 ROGERS COUNTY ASSESSOR'S OFFICE REPORT TO THE EXCISE BOARD

08/03/2022

F009	TRI-DISTRICT FIRE PROTEC	2,494,256	36,084,524	193,547	38,772,327	0	0	38,772,327
F022	FAIR OAKS FIRE DEPT	5,063,847	11,818,854	239,083	17,121,784	0	0	17,121,784
F025	NORTHWEST FIRE DIST (TT)	345,080	1,307,941	0	1,653,021	0	0	1,653,021
FIRE-DISTRICT TOTAL VALUATION		96,787,245	366,172,078	91,214,926	554,174,247	466,593	240,472	553,467,182

Other								
DISTRICT	DESCRIPTION	PERSONAL PROPERTY	REAL PROPERTY	PUBLIC SERVICE	TOTAL VALUATION	HOMESTEAD EXEMPTIONS	OTHER EXEMPTIONS	NET VALUATION
A004	OOLOGAH/TALALA AMBULANCE	5,709,651	74,931,931	79,565,861	160,207,443	2,276,112	1,637,611	156,293,720
OTHER TOTAL VALUATION		5,709,651	74,931,931	79,565,861	160,207,443	2,276,112	1,637,611	156,293,720

School								
DISTRICT	DESCRIPTION	PERSONAL PROPERTY	REAL PROPERTY	PUBLIC SERVICE	TOTAL VALUATION	HOMESTEAD EXEMPTIONS	OTHER EXEMPTIONS	NET VALUATION
S001	CLAREMORE SCHOOLS	27,274,518	174,088,800	6,798,536	208,159,854	3,848,646	2,841,784	201,469,424
S002	CATOOSA SCHOOLS	68,080,050	112,508,522	10,027,635	190,616,207	1,535,830	1,246,275	187,834,102
S003	CHELSEA SCHOOLS	2,878,595	23,773,744	8,620,254	35,070,593	1,251,781	806,586	33,012,226
S004	OOLOGAH SCHOOLS	5,709,651	74,931,931	79,565,861	160,207,443	2,276,112	1,637,611	156,293,720
S005	INGLA SCHOOLS	5,529,537	48,438,377	7,755,239	59,723,153	1,457,342	1,013,736	57,252,075
S006	SEQUOYAH SCHOOLS	3,084,062	48,887,798	1,884,359	53,816,219	1,611,108	1,725,710	50,479,401
S007	FOYIL SCHOOLS	1,688,252	13,480,747	1,065,423	16,232,422	683,942	438,473	15,110,007
S008	VERDIGRIS SCHOOLS	72,127,774	58,721,071	2,874,138	133,722,983	1,367,000	1,211,816	131,144,167
S009	JUSTUS-TIAWAH SCHOOLS	1,787,403	37,995,221	3,040,012	42,802,636	966,189	1,248,506	40,587,931
S021	OWASSO SCHOOLS	6,705,604	216,088,834	2,295,135	225,089,573	4,142,241	3,729,578	217,217,754
S026	COLLINSVILLE SCHOOLS	93,368	17,971,382	557,842	18,622,382	488,500	568,680	17,567,212
S032	MAYES SCHOOLS	293,144	593,322	460,488	1,348,954	24,000	0	1,322,954
SCHOOL TOTAL VALUATION		195,007,958	825,477,749	124,924,722	1,145,410,429	19,652,701	16,466,755	1,109,290,973

TIF-District								
DISTRICT	DESCRIPTION	PERSONAL PROPERTY	REAL PROPERTY	PUBLIC SERVICE	TOTAL VALUATION	HOMESTEAD EXEMPTIONS	OTHER EXEMPTIONS	NET VALUATION
TF01	BAKER HUGHES TIF	796,321	1,779,949	0	2,576,270	0	0	2,576,270
TF02	NEXTGEN TIF	421,973	39,183	0	461,156	0	0	461,156
TF03	PROMISE HOTELS	12,757	372,747	0	385,504	0	0	385,504

# 2022 ROGERS COUNTY ASSESSOR'S OFFICE REPORT TO THE EXCISE BOARD

08/03/2022

TF05	MELTON TRUCK TIF	206,706	1,115,091	0	1,321,797	0	0	1,321,797
TIF-DISTRICT TOTAL VALUATION		1,437,757	3,306,970	0	4,744,727	0	0	4,744,727

I, SCOTT MARSH, Assessor of Rogers County Oklahoma, do hereby certify that the foregoing is a true and correct statement of valuations for Real Estate, Personal Property, Public Service and Homestead Exemptions as certified by the State Board of Equalization and shown by the records in the County Assessor's office. Subscribed by my name and affixed the seal of the County Assessors office on this day of 08/03/2022.

State of Oklahoma )  
Rogers County ) SS

*[Signature]*

SCOTT MARSH  
County Assessor  
Rogers County



I, Jeanne Hedlage County Clerk of Rogers County Oklahoma, do hereby certify that the above is a true, correct and complete list of the valuations of Rogers County Oklahoma as certified by the Rogers County Assessor's office.

*[Signature]*

1st Deputy



Seal

Excise Board:

*[Signature]*

*[Signature]*

8-3-22  
Date

# 2022 WAGONER COUNTY ASSESSOR'S OFFICE REPORT TO THE EXCISE BOARD

07/27/2022

City/Village								
DISTRICT	DESCRIPTION	PERSONAL PROPERTY	REAL PROPERTY	PUBLIC SERVICE	TOTAL VALUATION	HOMESTEAD EXEMPTIONS	OTHER EXEMPTIONS	NET VALUATION
T017	COWETA CITY	51,799,061	64,332,660	6,632,721	122,764,442	1,703,489	1,167,439	119,893,514
T019	WAGONER CITY	5,602,941	39,334,689	2,858,541	47,796,171	1,344,775	793,684	45,657,712
T011	OKAY CITY	281,907	1,699,417	306,753	2,288,077	116,289	37,409	2,134,379
T0M2	BIXBY CITY-HASKELL SCHOO	108,693	522,513	3,754	634,960	7,000	57,582	570,378
T0R2	CATOOSA CITY	391,058	7,551,854	187,167	8,130,079	189,000	43,004	7,898,075
T0T3	BROKEN ARROW CITY	18,136,574	179,815,882	6,632,934	204,585,390	3,993,119	3,455,456	197,136,815
T0T4	BIXBY CITY-BIXBY SCHOOL	1,651	1,483,571	71,648	1,556,870	45,000	27,244	1,484,626
TCR2	CATOOSA SCHOOL/TULSA CIT	370,034	441,563	141,351	952,948	8,000	0	944,948
TCT1	TULSA SCHOOLS/TULSA CITY	1,297	104,646	101,879	207,822	3,000	0	204,822
TCT3	BROKEN ARROW SCHOOL/TULS	2,239	96,982	2,637,078	2,736,299	0	0	2,736,299
TP65	PORTER CITY	137,120	1,970,446	513,960	2,621,526	122,006	95,381	2,404,139
TR65	REDBIRD CITY	14,228	295,027	131,886	441,141	20,945	14,843	405,353
TT65	TULLAHASSEE CITY	9,460	191,820	85,529	286,809	19,478	19,674	247,657
CITY/VILLAGE TOTAL VALUATION		76,856,263	297,841,070	20,305,201	395,002,534	7,572,101	5,711,716	381,718,717

Comm-College								
DISTRICT	DESCRIPTION	PERSONAL PROPERTY	REAL PROPERTY	PUBLIC SERVICE	TOTAL VALUATION	HOMESTEAD EXEMPTIONS	OTHER EXEMPTIONS	NET VALUATION
V004	MUSKOGEE CNTY VO-TECH	20,581,430	260,261,050	28,815,487	309,657,967	8,169,314	7,579,566	293,909,087
V011	ROGERS CNTY VO-TECH	173,520	2,728,113	110,997	3,012,630	141,877	73,715	2,797,038
V018	TULSA CNTY VO-TECH	72,149,140	381,917,276	21,543,246	475,609,662	9,031,111	7,733,561	458,844,990
COMM-COLLEGE TOTAL VALUATION		92,904,090	644,906,439	50,469,730	788,280,259	17,342,302	15,386,842	755,551,115

County								
DISTRICT	DESCRIPTION	PERSONAL PROPERTY	REAL PROPERTY	PUBLIC SERVICE	TOTAL VALUATION	HOMESTEAD EXEMPTIONS	OTHER EXEMPTIONS	NET VALUATION
C001	WAGONER COUNTY	92,904,090	644,906,439	50,469,730	788,280,259	17,342,302	15,386,842	755,551,115
COUNTY TOTAL VALUATION		92,904,090	644,906,439	50,469,730	788,280,259	17,342,302	15,386,842	755,551,115

School								
DISTRICT	DESCRIPTION	PERSONAL PROPERTY	REAL PROPERTY	PUBLIC SERVICE	TOTAL VALUATION	HOMESTEAD EXEMPTIONS	OTHER EXEMPTIONS	NET VALUATION

## 2022 WAGONER COUNTY ASSESSOR'S OFFICE REPORT TO THE EXCISE BOARD

								07/27/2022
S017	COWETA SCHOOL	8,610,815	148,523,011	8,209,791	165,343,617	3,886,512	3,798,341	157,658,764
S019	WAGONER SCHOOL	7,950,612	75,539,175	10,899,916	94,389,703	2,712,272	2,159,122	89,518,309
S011	OKAY SCHOOL	1,058,473	12,008,931	4,866,818	17,934,222	605,638	638,378	16,690,206
S0M2	HASKELL SCHOOL	843,665	4,506,612	126,594	5,476,871	154,370	243,673	5,078,828
S0M3	FT. GIBSON SCHOOL	47,586	708,483	755,384	1,511,453	32,614	40,055	1,438,784
S0R2	CATOOSA SCHOOL	4,116,414	21,026,423	1,121,696	26,264,533	617,000	214,314	25,433,219
S0R5	INOLA SCHOOL	12,265	313,678	13,747	339,690	11,000	0	328,690
S0T1	TULSA SCHOOL	1,691	110,437	121,774	233,902	3,000	0	230,902
S0T3	BROKEN ARROW SCHOOL	68,003,769	359,296,845	20,228,128	447,528,742	8,366,111	7,492,003	431,670,628
S0T4	BIXBY SCHOOL	27,266	1,483,571	71,648	1,582,485	45,000	27,244	1,510,241
S365	PORTER SCHOOL	2,070,279	18,974,838	3,956,984	25,002,101	777,908	699,997	23,524,196
SM17	LOCUST GROVE SCHOOL	48,481	597,312	25,731	671,524	35,209	6,486	629,829
SM32	MAYES SCHOOL	112,774	1,817,123	71,519	2,001,416	95,668	67,229	1,838,519
SCHOOL TOTAL VALUATION		92,904,090	644,906,439	50,469,730	788,280,259	17,342,302	15,386,842	755,551,115

TIF-District								
DISTRICT	DESCRIPTION	PERSONAL PROPERTY	REAL PROPERTY	PUBLIC SERVICE	TOTAL VALUATION	HOMESTEAD EXEMPTIONS	OTHER EXEMPTIONS	NET VALUATION
10002	BROKEN ARROW TIF	0	388,748	0	388,748	0	0	388,748
TIF-DISTRICT TOTAL VALUATION		0	388,748	0	388,748	0	0	388,748

## 2022 WAGONER COUNTY ASSESSOR'S OFFICE REPORT TO THE EXCISE BOARD

07/27/2022

I, SANDY HODGES, Assessor of WAGONER County Oklahoma, do hereby certify that the foregoing is a true and correct statement of valuations for Real Estate, Personal Property, Public Service and Homestead Exemptions as certified by the State Board of Equalization and shown by the records in the County Assessor's office, Subscribed by my name and affixed the seal of the County Assessors office on this day of 07/27/2022.

State of Oklahoma )  
                                  ) SS  
WAGONER County )

*Sandy Hodges*

SANDY HODGES  
County Assessor  
WAGONER County



I, County Clerk of WAGONER County Oklahoma, do hereby certify that the above is a true, correct and complete list of the valuations of WAGONER County Oklahoma as certified by the WAGONER County Assessor's office.

*Lori Hendricks*



County Clerk,  
WAGONER County

Seal

Excise Board:

*Frank Hollingshead*

*Bob [unclear]*

*8/2/22*  
Date