



OKLAHOMA HORSE RACING COMMISSION AUDIT REPORT OF GAMING OPERATIONS WILL ROGERS DOWNS AND REMINGTON PARK

Contract Audit

September 2020

Cindy Byrd, CPA
State Auditor & Inspector

**OKLAHOMA HORSE RACING COMMISSION
AUDIT REPORT OF GAMING OPERATIONS
WILL ROGERS DOWNS AND REMINGTON PARK
SEPTEMBER 2020**

This publication, issued by the Oklahoma State Auditor and Inspector's Office as authorized by 74 O.S. § 212, has not been printed, but is available on the agency's website (www.sai.ok.gov) and in the Oklahoma Department of Libraries Publications Clearinghouse Digital Collection (<http://digitalprairie.ok.gov/cdm/search/collection/audits/>) pursuant to 65 O.S. § 3-114.



Cindy Byrd, CPA | State Auditor & Inspector

2300 N. Lincoln Blvd., Room 123, Oklahoma City, OK 73105 | 405.521.3495 | www.sai.ok.gov

October 13, 2020

**TO THE MEMBERS OF THE OKLAHOMA
HORSE RACING COMMISSION**

Transmitted herewith is the Audit Report of Gaming Operations for Will Rogers Downs and Remington Park for the month of September 2020. The report is the result of our monitoring and data accumulation in accordance with the State Auditor and Inspector's contract with the Oklahoma Horse Racing Commission (OHRC) and Title 3A of the Oklahoma Statutes for Gaming.

The goal of the State Auditor and Inspector is to promote accountability and fiscal integrity in state and local government. Maintaining our independence as we provide this service to the taxpayers of Oklahoma is of utmost importance.

We wish to take this opportunity to express our appreciation for the assistance and cooperation extended to our Office during our engagement.

Sincerely,

A handwritten signature in blue ink that reads "Cindy Byrd". The signature is fluid and cursive, with the first name "Cindy" and last name "Byrd" clearly distinguishable.

CINDY BYRD, CPA
OKLAHOMA STATE AUDITOR & INSPECTOR



**OKLAHOMA HORSE RACING COMMISSION
Audit Report of Gaming Operations
Will Rogers Downs and Remington Park
For the Month of September 2020**

TABLE OF CONTENTS

	<u>PAGE</u>
STATE AUDITOR AND INSPECTOR LETTER	4
TOTAL GAMING REVENUE	5
COMPARISON OF PRIOR MONTH AND PRIOR YEAR	6
YEAR TO DATE GAMING TOTALS.....	7
WILL ROGERS DOWNS REVENUE.....	8
REMINGTON PARK REVENUE.....	9
PRIOR TWELVE MONTH GRAPH.....	10

**TO THE MEMBERS OF THE OKLAHOMA
HORSE RACING COMMISSION**

We performed an audit in accordance with the OHRC Gaming Contract and Title 3A of the Oklahoma Statutes for Gaming. The information presented in this report is derived from gaming data obtained from the gaming vendors and licensees located at Will Rogers Downs and Remington Park for the month of September 2020.

Because our procedures do not constitute an audit conducted in accordance with generally accepted auditing standards, we do not express such an opinion on the information. This report relates only to this information and does not extend to any financial statements of the racetracks or racinos.

In planning and performing these procedures, we considered the internal control structure of the gaming departments; however, our procedures were substantially less in scope than the procedures we would have applied if we had been engaged to express an opinion on the internal controls. Accordingly, we do not express an opinion on their internal control structure.

Sincerely,



CINDY BYRD, CPA
OKLAHOMA STATE AUDITOR & INSPECTOR

October 13, 2020



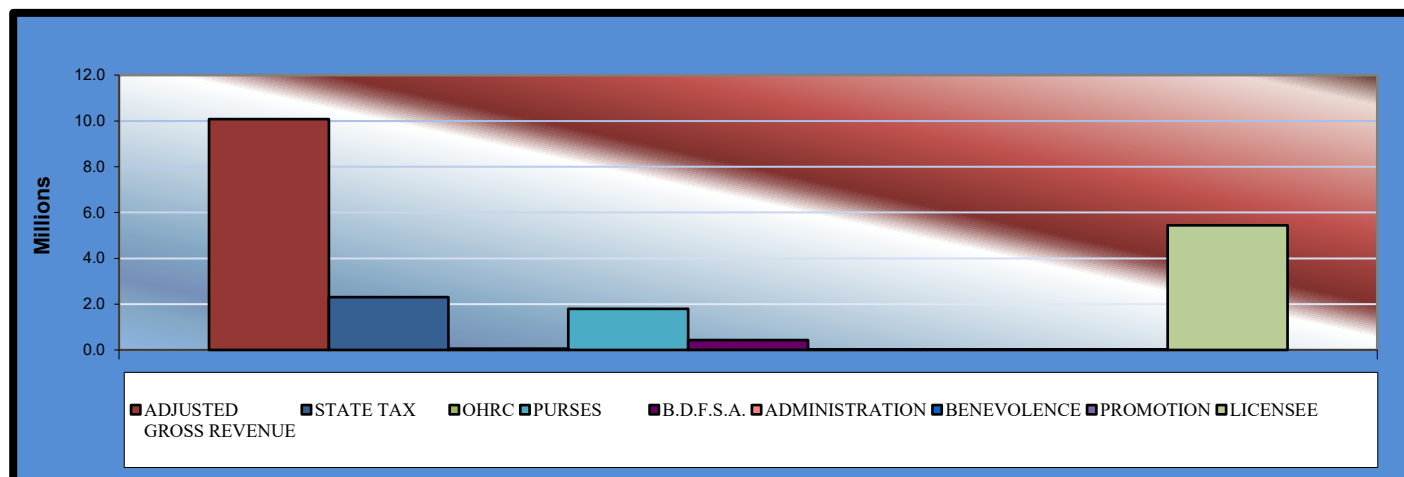
Gaming at Oklahoma Horse Racing Tracks

Will Rogers Downs and Remington Park

Total Gaming Revenue

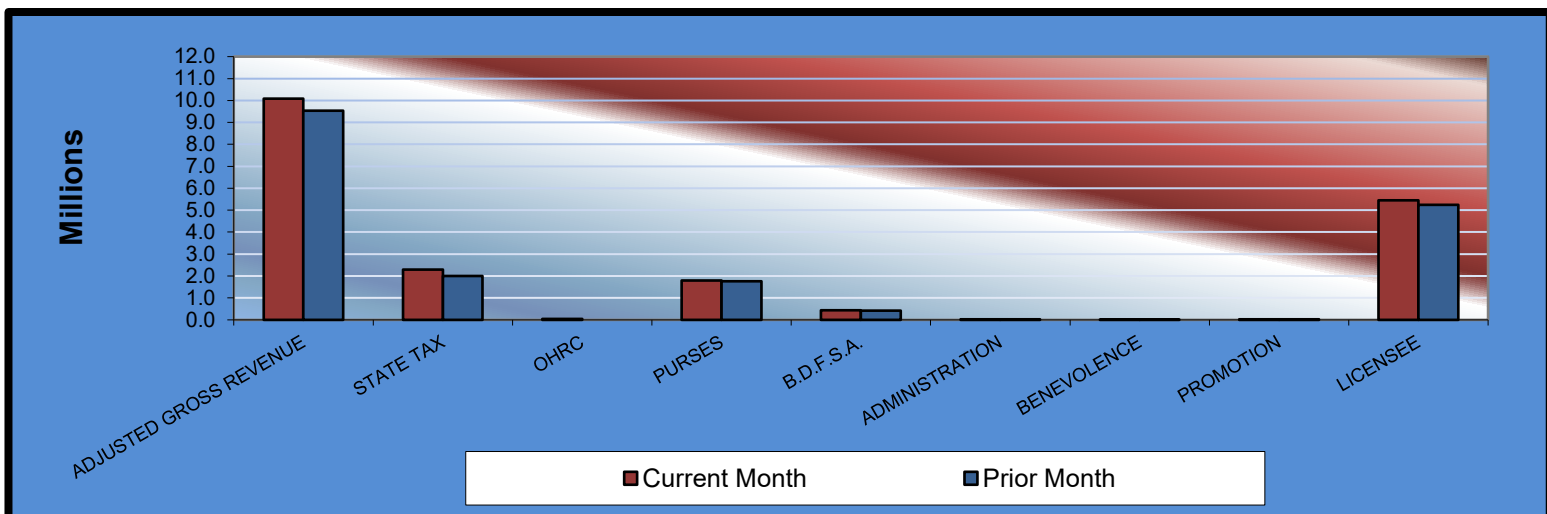
September 2020

	<u>TOTAL</u>	<u>WILL ROGERS DOWNS</u>	<u>REMINGTON PARK</u>
Gaming Days This Month	60	30	30
Adjusted Gross Revenue	<u>\$10,077,231.75</u>	<u>\$1,469,252.58</u>	<u>\$8,607,979.17</u>
State Tax			
General Revenue Fund	275,870.40	17,631.03	258,239.37
Education Reform	2,023,049.65	129,294.23	1,893,755.42
Oklahoma Horse Racing Commission	50,386.16	7,346.26	43,039.90
Purse Fund			
<u>Purses</u>			
Thoroughbred	948,234.49	158,183.41	790,051.08
Quarterhorse	752,440.74	144,819.64	607,621.10
Paint & Appaloosa	90,307.99	16,091.07	74,216.92
Breeding Development Fund			
<u>Special Account</u>			
Thoroughbred	162,736.75	19,091.10	143,645.65
Quarterhorse	247,433.38	14,727.42	232,705.96
Paint & Appaloosa	20,789.13	1,636.38	19,152.75
<u>Administration</u>			
Thoroughbred	11,394.58	1,818.20	9,576.38
Quarterhorse	10,255.12	1,636.38	8,618.74
Paint & Appaloosa	1,139.46	181.82	957.64
<u>Benevolence</u>			
Thoroughbred	5,697.29	909.10	4,788.19
Quarterhorse	5,127.56	818.19	4,309.37
Paint & Appaloosa	569.73	90.91	478.82
<u>Promotions</u>			
Thoroughbred	11,394.58	1,818.20	9,576.38
Quarterhorse	10,255.12	1,636.38	8,618.74
Paint & Appaloosa	1,139.46	181.82	957.64
Licensee	\$5,449,010.16	\$951,341.04	\$4,497,669.12



Gaming at Oklahoma Horse Racing Tracks Will Rogers Downs and Remington Park Comparison of Prior Month and Prior Year September 2020

	<u>TOTAL</u>	<u>PRIOR</u> <u>MONTH</u>	<u>%</u> <u>CHANGE</u>	<u>September</u> <u>2019</u>	<u>%</u> <u>CHANGE</u>
Gaming Days	60	62	-3.23%	60	0.00%
Adjusted Gross Revenue	\$10,077,231.75	\$9,541,095.20	5.62%	\$11,104,287.28	-9.25%
State Tax					
General Revenue Fund	275,870.40	240,053.83	14.92%	359,355.13	-23.23%
Education Reform	2,023,049.65	1,760,394.78	14.92%	2,635,270.95	-23.23%
Oklahoma Horse Racing Commission	50,386.16	47,705.48	5.62%	55,521.43	-9.25%
Purse Fund					
<u>Purses</u>					
Thoroughbred	948,234.49	934,281.24	1.49%	966,749.71	-1.92%
Quarterhorse	752,440.74	740,307.61	1.64%	789,725.95	-4.72%
Paint & Appaloosa	90,307.99	88,922.70	1.56%	94,259.59	-4.19%
Breeding Development Fund					
<u>Special Account</u>					
Thoroughbred	162,736.75	160,785.02	1.21%	184,445.88	-11.77%
Quarterhorse	247,433.38	245,252.04	0.89%	246,350.03	0.44%
Paint & Appaloosa	20,789.13	20,583.92	1.00%	20,859.98	-0.34%
<u>Administration</u>					
Thoroughbred	11,394.58	11,231.45	1.45%	11,807.13	-3.49%
Quarterhorse	10,255.12	10,108.30	1.45%	10,626.42	-3.49%
Paint & Appaloosa	1,139.46	1,123.15	1.45%	1,180.71	-3.49%
<u>Benevolence</u>					
Thoroughbred	5,697.29	5,615.73	1.45%	5,903.56	-3.49%
Quarterhorse	5,127.56	5,054.15	1.45%	5,313.21	-3.49%
Paint & Appaloosa	569.73	561.57	1.45%	590.37	-3.50%
<u>Promotions</u>					
Thoroughbred	11,394.58	11,231.45	1.45%	11,807.13	-3.49%
Quarterhorse	10,255.12	10,108.30	1.45%	10,626.42	-3.49%
Paint & Appaloosa	1,139.46	1,123.15	1.45%	1,180.71	-3.49%
Licensee	\$5,449,010.16	\$5,246,651.33	3.86%	\$5,692,712.97	-4.28%



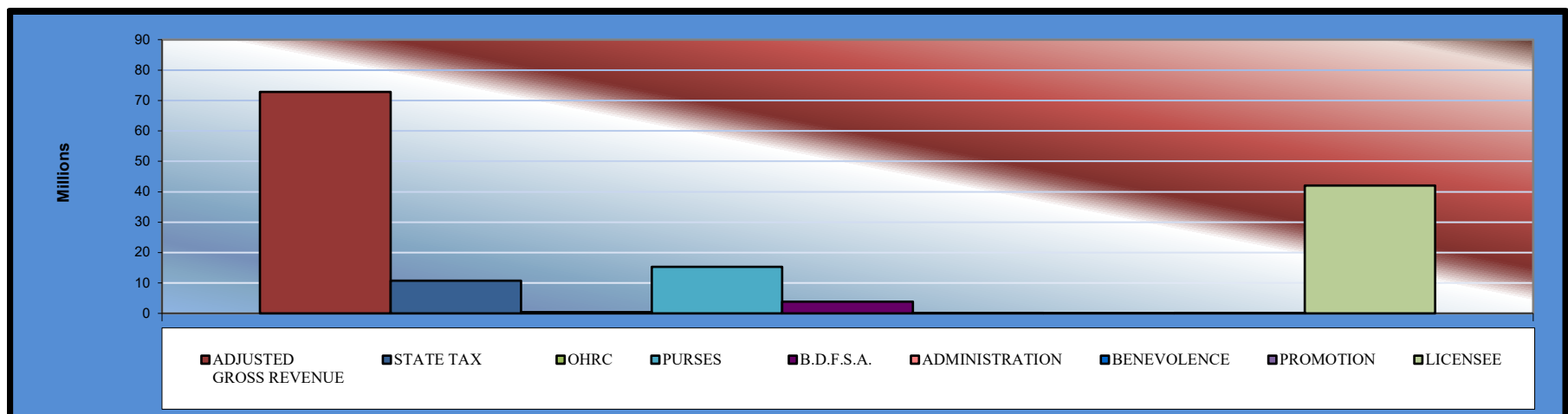
Gaming at Oklahoma Horse Racing Tracks

Will Rogers Downs and Remington Park

Year to Date Gaming Totals Comparison

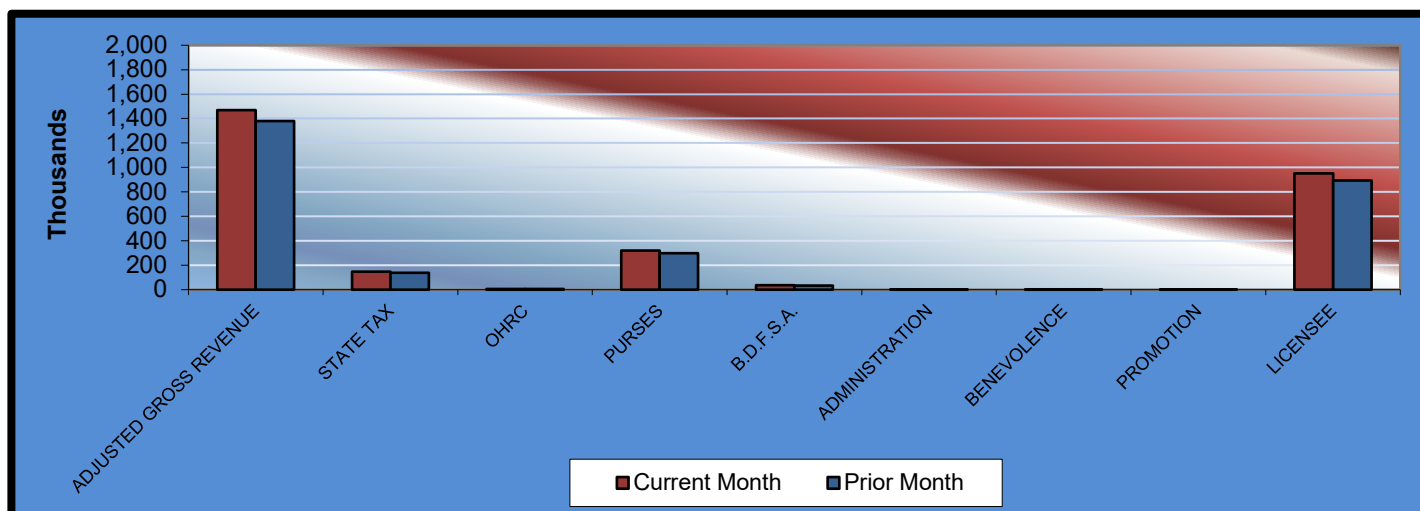
September 2020

	WILL ROGERS DOWNS	REMINGTON PARK	2020 TOTAL	2019 TOTAL	% CHANGE
Gaming Days This Year	198	212	410	546	-24.91%
Adjusted Gross Revenue	\$9,654,079.51	\$63,213,230.91	\$72,867,310.42	\$105,525,047.08	-30.95%
State Tax					
General Revenue Fund	115,848.96	1,176,396.92	1,292,245.88	2,293,250.47	-43.65%
Education Reform	849,559.00	8,626,910.79	9,476,469.79	16,817,169.71	-43.65%
Oklahoma Horse Racing Commission	48,270.41	316,066.14	364,336.55	527,625.21	-30.95%
Purse Fund					
<u>Purses</u>					
Thoroughbred	1,039,382.26	7,044,520.74	8,083,903.00	10,805,570.81	-25.19%
Quarterhorse	951,572.46	5,493,165.96	6,444,738.42	8,849,476.83	-27.17%
Paint & Appaloosa	105,730.26	670,954.11	776,684.37	1,063,187.84	-26.95%
Breeding Development Fund					
<u>Special Account</u>					
Thoroughbred	125,442.69	1,396,514.38	1,521,957.07	2,290,991.70	-33.57%
Quarterhorse	96,770.12	2,103,765.68	2,200,535.80	2,937,429.63	-25.09%
Paint & Appaloosa	10,752.23	173,149.42	183,901.65	246,468.34	-25.39%
<u>Administration</u>					
Thoroughbred	11,946.92	86,574.73	98,521.65	134,323.74	-26.65%
Quarterhorse	10,752.25	77,917.26	88,669.51	120,891.35	-26.65%
Paint & Appaloosa	1,194.71	8,657.47	9,852.18	13,432.39	-26.65%
<u>Benevolence</u>					
Thoroughbred	5,973.46	43,287.38	49,260.84	67,161.81	-26.65%
Quarterhorse	5,376.09	38,958.61	44,334.70	60,445.67	-26.65%
Paint & Appaloosa	597.35	4,328.71	4,926.06	6,716.20	-26.65%
<u>Promotions</u>					
Thoroughbred	11,946.92	86,574.73	98,521.65	134,323.74	-26.65%
Quarterhorse	10,752.25	77,917.26	88,669.51	120,891.35	-26.65%
Paint & Appaloosa	1,194.71	8,657.47	9,852.18	13,432.39	-26.65%
Licensee	\$6,251,016.46	\$35,778,913.15	\$42,029,929.61	\$59,022,257.90	-28.79%



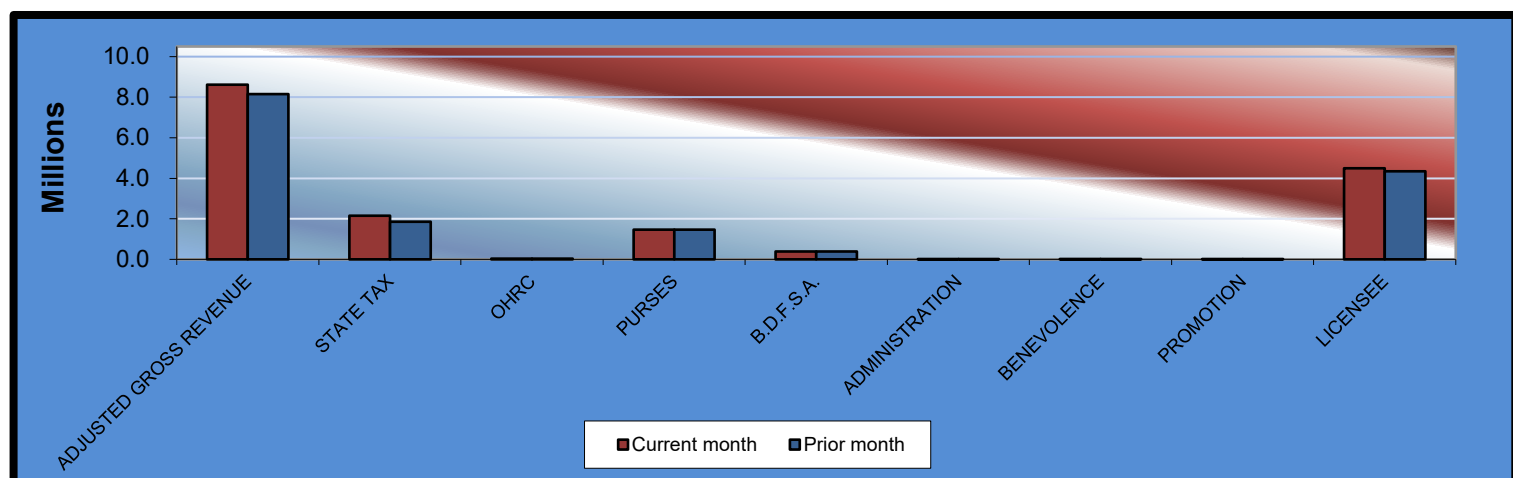
Gaming at Oklahoma Horse Racing Tracks
Will Rogers Downs and Remington Park
Will Rogers Downs Revenue
September 2020

<u>Will Rogers Downs</u>	<u>CURRENT MONTH</u>	<u>PRIOR MONTH</u>	<u>% CHANGE</u>	<u>September 2019</u>	<u>% CHANGE</u>
Gaming Days	30	31	-3.23%	30	0.00%
Adjusted Gross Revenue	\$1,469,252.58	\$1,380,330.10	6.44%	\$1,683,300.51	-12.72%
State Tax					
General Revenue Fund	17,631.03	16,563.96	6.44%	20,199.61	-12.72%
Education Reform	129,294.23	121,469.04	6.44%	148,130.44	-12.72%
Oklahoma Horse Racing Commission	7,346.26	6,901.66	6.44%	8,416.50	-12.72%
Purse Fund					
<u>Purses</u>					
Thoroughbred	158,183.41	148,609.79	6.44%	217,840.13	-27.39%
Quarterhorse	144,819.64	136,054.84	6.44%	199,436.35	-27.39%
Paint & Appaloosa	16,091.07	15,117.20	6.44%	22,159.60	-27.39%
Breeding Development Fund					
<u>Special Account</u>					
Thoroughbred	19,091.10	17,935.66	6.44%	26,291.06	-27.39%
Quarterhorse	14,727.42	13,836.08	6.44%	20,281.68	-27.39%
Paint & Appaloosa	1,636.38	1,537.34	6.44%	2,253.53	-27.39%
<u>Administration</u>					
Thoroughbred	1,818.20	1,708.16	6.44%	2,503.91	-27.39%
Quarterhorse	1,636.38	1,537.34	6.44%	2,253.52	-27.39%
Paint & Appaloosa	181.82	170.82	6.44%	250.39	-27.39%
<u>Benevolence</u>					
Thoroughbred	909.10	854.08	6.44%	1,251.95	-27.39%
Quarterhorse	818.19	768.67	6.44%	1,126.76	-27.39%
Paint & Appaloosa	90.91	85.41	6.44%	125.21	-27.39%
<u>Promotions</u>					
Thoroughbred	1,818.20	1,708.16	6.44%	2,503.91	-27.39%
Quarterhorse	1,636.38	1,537.34	6.44%	2,253.52	-27.39%
Paint & Appaloosa	181.82	170.82	6.44%	250.39	-27.39%
Licensee	\$951,341.04	\$893,763.73	6.44%	\$1,005,772.05	-5.41%

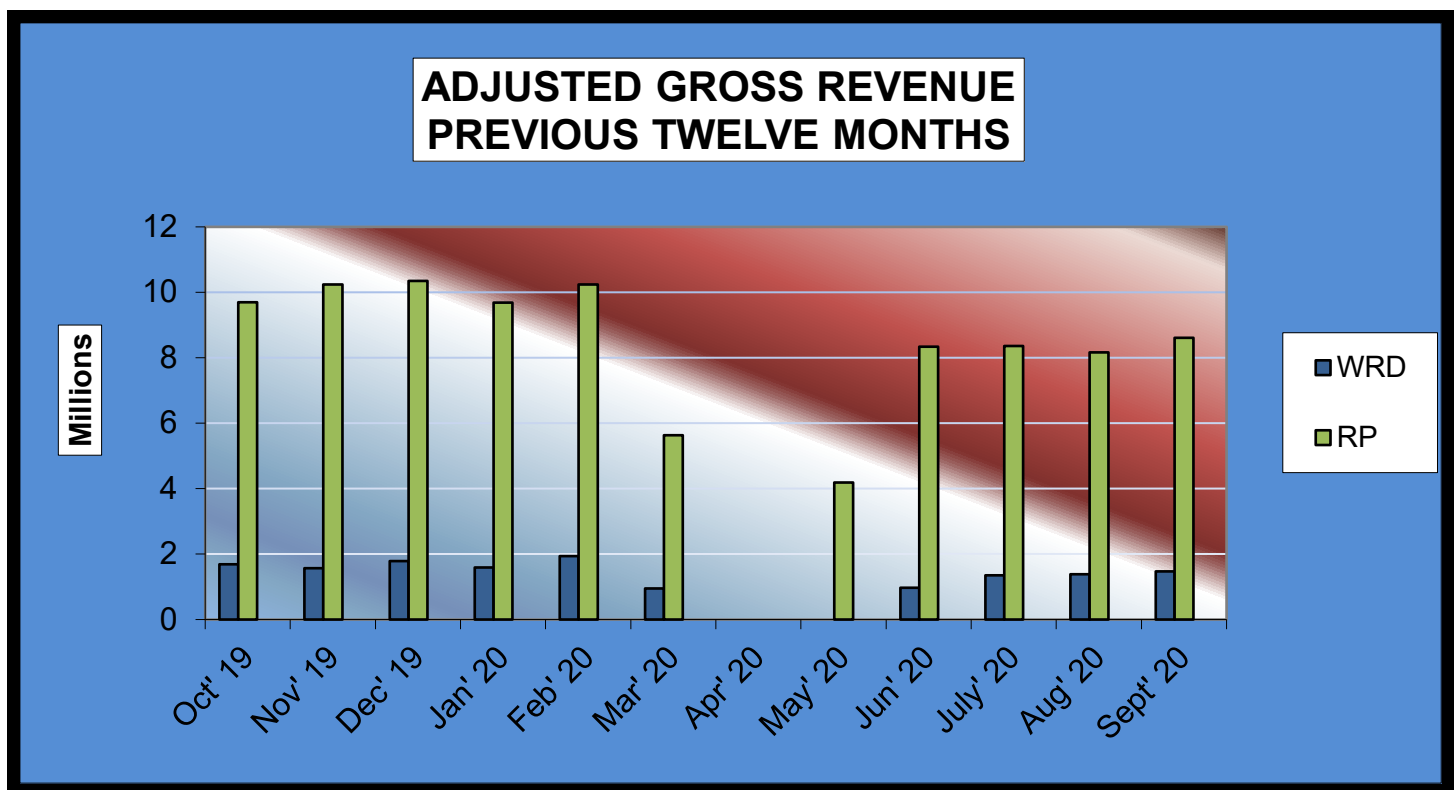


Gaming at Oklahoma Horse Racing Tracks
Will Rogers Downs and Remington Park
Remington Park Revenue
September 2020

Remington Park	CURRENT MONTH	PRIOR MONTH	% CHANGE	September 2019	% CHANGE
Gaming Days	30	31	-3.23%	30	0.00%
Adjusted Gross Revenue	\$8,607,979.17	8,160,765.10	5.48%	\$9,420,986.77	-8.63%
State Tax					
General Revenue Fund	258,239.37	223,489.87	15.55%	339,155.52	-23.86%
Education Reform	1,893,755.42	1,638,925.74	15.55%	2,487,140.51	-23.86%
Oklahoma Horse Racing Commission	43,039.90	40,803.82	5.48%	47,104.93	-8.63%
Purse Fund					
<u>Purses</u>					
Thoroughbred	790,051.08	785,671.45	0.56%	748,909.58	5.49%
Quarterhorse	607,621.10	604,252.77	0.56%	590,289.60	2.94%
Paint & Appaloosa	74,216.92	73,805.50	0.56%	72,099.99	2.94%
Breeding Development Fund					
<u>Special Account</u>					
Thoroughbred	143,645.65	142,849.36	0.56%	158,154.82	-9.17%
Quarterhorse	232,705.96	231,415.96	0.56%	226,068.35	2.94%
Paint & Appaloosa	19,152.75	19,046.58	0.56%	18,606.45	2.94%
<u>Administration</u>					
Thoroughbred	9,576.38	9,523.29	0.56%	9,303.22	2.94%
Quarterhorse	8,618.74	8,570.96	0.56%	8,372.90	2.94%
Paint & Appaloosa	957.64	952.33	0.56%	930.32	2.94%
<u>Benevolence</u>					
Thoroughbred	4,788.19	4,761.65	0.56%	4,651.61	2.94%
Quarterhorse	4,309.37	4,285.48	0.56%	4,186.45	2.94%
Paint & Appaloosa	478.82	476.16	0.56%	465.16	2.94%
<u>Promotions</u>					
Thoroughbred	9,576.38	9,523.29	0.56%	9,303.22	2.94%
Quarterhorse	8,618.74	8,570.96	0.56%	8,372.90	2.94%
Paint & Appaloosa	957.64	952.33	0.56%	930.32	2.94%
Licensee	\$4,497,669.12	\$4,352,887.60	3.33%	\$4,686,940.92	-4.04%



**Gaming at Oklahoma Horse Racing Tracks
Will Rogers Downs and Remington Park
Prior Twelve Month Graph
September 2020**





Cindy Byrd, CPA | State Auditor & Inspector

2300 N. Lincoln Blvd., Room 123, Oklahoma City, OK 73105 | 405.521.3495 | www.sai.ok.gov