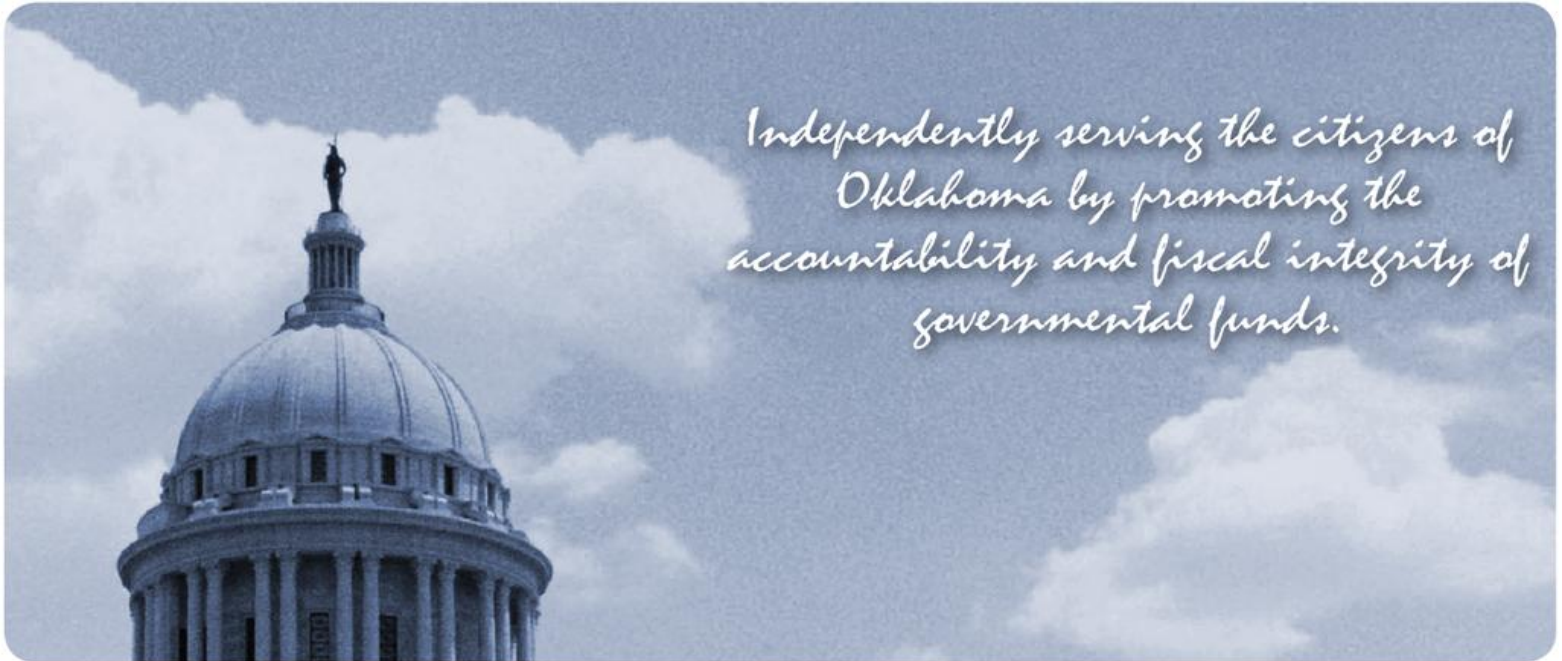


CONTRACT AUDIT

**OKLAHOMA HORSE RACING COMMISSION
AUDIT REPORT OF GAMING OPERATIONS
WILL ROGERS DOWNS AND REMINGTON PARK**

September 2016



*Independently serving the citizens of
Oklahoma by promoting the
accountability and fiscal integrity of
governmental funds.*



Oklahoma State
Auditor & Inspector
Gary A. Jones, CPA, CFE

**OKLAHOMA HORSE RACING COMMISSION
AUDIT REPORT OF GAMING OPERATIONS
WILL ROGERS DOWNS AND REMINGTON PARK
SEPTEMBER 2016**

This publication, issued by the Oklahoma State Auditor and Inspector's Office as authorized by 74 O.S. § 212, has not been printed, but is available on the agency's website (www.sai.ok.gov) and in the Oklahoma Department of Libraries Publications Clearinghouse Digital Collection (<http://digitalprairie.ok.gov/cdm/search/collection/audits/>) pursuant to 65 O.S. § 3-114.



Oklahoma State Auditor & Inspector

2300 N. Lincoln Blvd. • State Capitol, Room 100 • Oklahoma City, OK 73105 • Phone: 405.521.3495 • Fax: 405.521.3426

October 11, 2016

**TO THE MEMBERS OF THE OKLAHOMA
HORSE RACING COMMISSION**

Transmitted herewith is the Audit Report of Gaming Operations for Will Rogers Downs and Remington Park for the month of September 2016. The report is the result of our monitoring and data accumulation in accordance with the State Auditor and Inspector's contract with the Oklahoma Horse Racing Commission (OHRC) and Title 3A of the Oklahoma Statutes for Gaming.

The goal of the State Auditor and Inspector is to promote accountability and fiscal integrity in state and local government. Maintaining our independence as we provide this service to the taxpayers of Oklahoma is of utmost importance.

We wish to take this opportunity to express our appreciation for the assistance and cooperation extended to our Office during our engagement.

Sincerely,

A handwritten signature in blue ink that reads "Gary A. Jones". The signature is written in a cursive style with a long, sweeping tail on the letter "s".

GARY A. JONES, CPA, CFE
OKLAHOMA STATE AUDITOR & INSPECTOR

**OKLAHOMA HORSE RACING COMMISSION
Audit Report of Gaming Operations
Will Rogers Downs and Remington Park
For the Month of September 2016**

TABLE OF CONTENTS

	<u>PAGE</u>
STATE AUDITOR AND INSPECTOR LETTER	4
TOTAL GAMING REVENUE	5
COMPARISON OF PRIOR MONTH AND PRIOR YEAR MONTH.....	6
YEAR TO DATE GAMING TOTALS.....	7
WILL ROGERS DOWNS REVENUE.....	8
REMINGTON PARK REVENUE.....	9
PRIOR TWELVE MONTH GRAPH.....	10



Oklahoma State Auditor & Inspector

2300 N. Lincoln Blvd. • State Capitol, Room 100 • Oklahoma City, OK 73105 • Phone: 405.521.3495 • Fax: 405.521.3426

TO THE MEMBERS OF THE OKLAHOMA HORSE RACING COMMISSION

We performed an audit in accordance with the OHRC Gaming Contract and Title 3A of the Oklahoma Statutes for Gaming. The information presented in this report is derived from gaming data obtained from the gaming vendors and licensees located at Will Rogers Downs and Remington Park for the month of September 2016.

Because our procedures do not constitute an audit conducted in accordance with generally accepted auditing standards, we do not express such an opinion on the information. This report relates only to this information and does not extend to any financial statements of the racetracks or racinos.

In planning and performing these procedures, we considered the internal control structure of the gaming departments; however, our procedures were substantially less in scope than the procedures we would have applied if we had been engaged to express an opinion on the internal controls. Accordingly, we do not express an opinion on their internal control structure.

Sincerely,

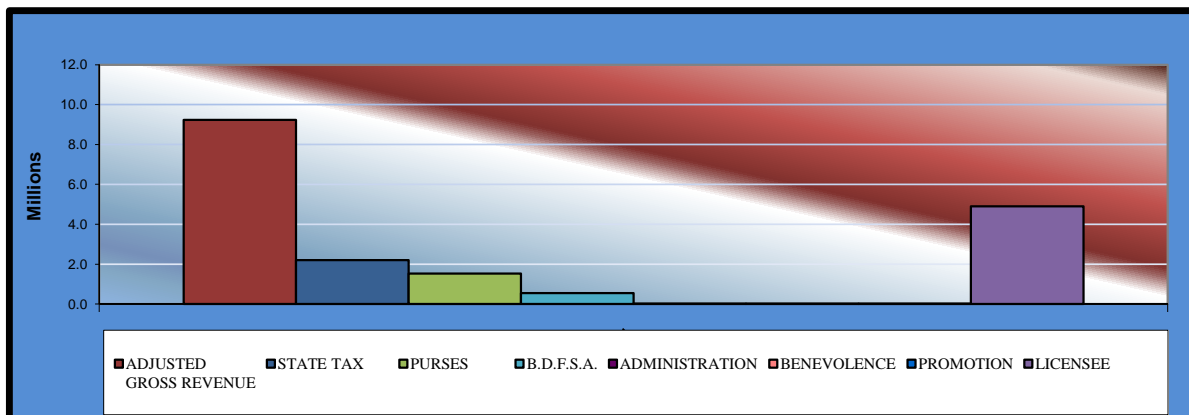
A handwritten signature in blue ink that reads "Gary A. Jones". The signature is written in a cursive style with a long, sweeping tail on the letter "s".

GARY A. JONES, CPA, CFE
OKLAHOMA STATE AUDITOR & INSPECTOR

October 11, 2016

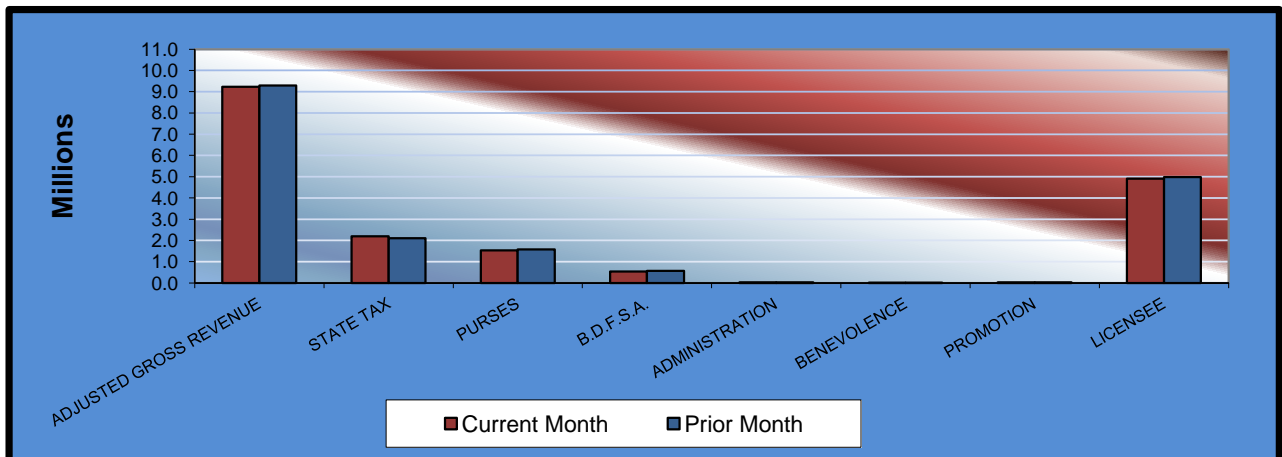
Gaming at Oklahoma Horse Racing Tracks Will Rogers Downs and Remington Park Total Gaming Revenue September 2016

	<u>TOTAL</u> 60	<u>WILL ROGERS DOWNS</u> 30	<u>REMINGTON PARK</u> 30
Gaming Days This Month			
Adjusted Gross Revenue	<u>\$9,229,249.76</u>	<u>\$1,431,353.96</u>	<u>\$7,797,895.80</u>
State Tax			
General Revenue Fund	263,540.22	17,176.25	246,363.97
Education Reform	1,932,628.27	125,959.15	1,806,669.12
Purse Fund			
<u>Purses</u>			
Thoroughbred	846,606.15	186,791.69	659,814.46
Quarterhorse	618,857.46	124,635.15	494,222.31
Paint & Appaloosa	68,761.94	13,848.35	54,913.59
Breeding Development Fund			
<u>Special Account</u>			
Thoroughbred	192,818.52	22,543.82	170,274.70
Quarterhorse	316,624.75	63,766.82	252,857.93
Paint & Appaloosa	35,180.53	7,085.20	28,095.33
<u>Administration</u>			
Thoroughbred	10,660.76	2,147.03	8,513.73
Quarterhorse	9,594.69	1,932.33	7,662.36
Paint & Appaloosa	1,066.07	214.70	851.37
<u>Benevolence</u>			
Thoroughbred	5,330.39	1,073.52	4,256.87
Quarterhorse	4,797.34	966.16	3,831.18
Paint & Appaloosa	533.05	107.35	425.70
<u>Promotions</u>			
Thoroughbred	10,660.76	2,147.03	8,513.73
Quarterhorse	9,594.69	1,932.33	7,662.36
Paint & Appaloosa	1,066.07	214.70	851.37
Licensee	\$4,900,928.10	\$858,812.38	\$4,042,115.72



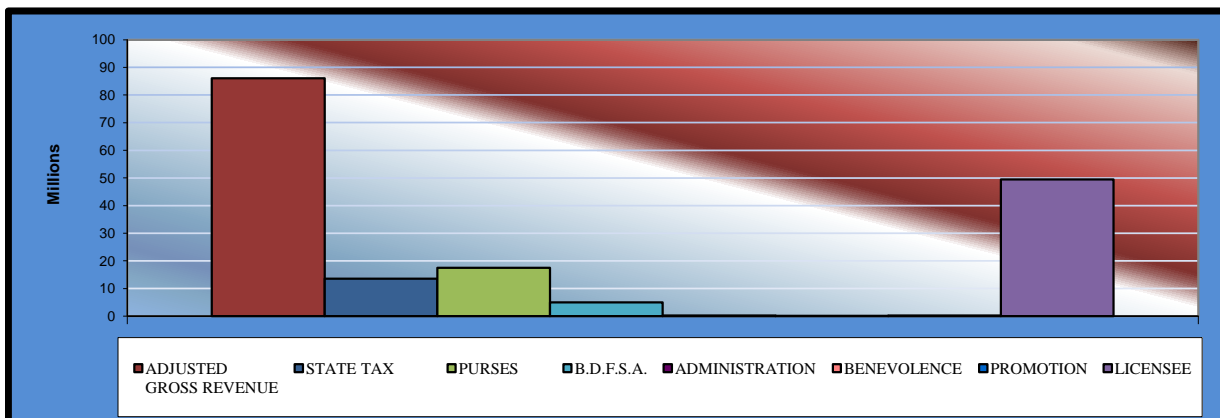
Gaming at Oklahoma Horse Racing Tracks Will Rogers Downs and Remington Park Comparison of Prior Month and Prior Year Month September 2016

	<u>TOTAL</u>	<u>PRIOR MONTH</u>	<u>% CHANGE</u>	<u>PRIOR YEAR</u>	<u>% CHANGE</u>
Gaming Days	60	62	-3.23%	60	0.00%
Adjusted Gross Revenue	\$9,229,249.76	\$9,297,155.10	-0.73%	\$9,298,957.17	-0.75%
State Tax					
General Revenue Fund	263,540.22	252,649.34	4.31%	258,739.83	1.86%
Education Reform	1,932,628.27	1,852,761.82	4.31%	1,897,425.43	1.86%
Purse Fund					
<u>Purses</u>					
Thoroughbred	846,606.15	873,796.62	-3.11%	866,405.62	-2.29%
Quarterhorse	618,857.46	638,926.95	-3.14%	767,799.59	-19.40%
Paint & Appaloosa	68,761.94	70,991.89	-3.14%	96,312.43	-28.61%
<u>Breeding Development Fund</u>					
<u>Special Account</u>					
Thoroughbred	192,818.52	199,336.52	-3.27%	194,663.68	-0.95%
Quarterhorse	316,624.75	326,892.88	-3.14%	187,162.77	69.17%
Paint & Appaloosa	35,180.53	36,321.43	-3.14%	9,794.49	259.19%
<u>Administration</u>					
Thoroughbred	10,660.76	11,006.50	-3.14%	10,882.76	-2.04%
Quarterhorse	9,594.69	9,905.83	-3.14%	9,794.49	-2.04%
Paint & Appaloosa	1,066.07	1,100.64	-3.14%	1,088.27	-2.04%
<u>Benevolence</u>					
Thoroughbred	5,330.39	5,503.27	-3.14%	5,441.37	-2.04%
Quarterhorse	4,797.34	4,952.91	-3.14%	4,897.24	-2.04%
Paint & Appaloosa	533.05	550.29	-3.13%	544.14	-2.04%
<u>Promotions</u>					
Thoroughbred	10,660.76	11,006.50	-3.14%	10,882.76	-2.04%
Quarterhorse	9,594.69	9,905.83	-3.14%	9,794.49	-2.04%
Paint & Appaloosa	1,066.07	1,100.64	-3.14%	1,088.27	-2.04%
Licensee	\$4,900,928.10	\$4,990,445.24	-1.79%	\$4,966,239.54	-1.32%



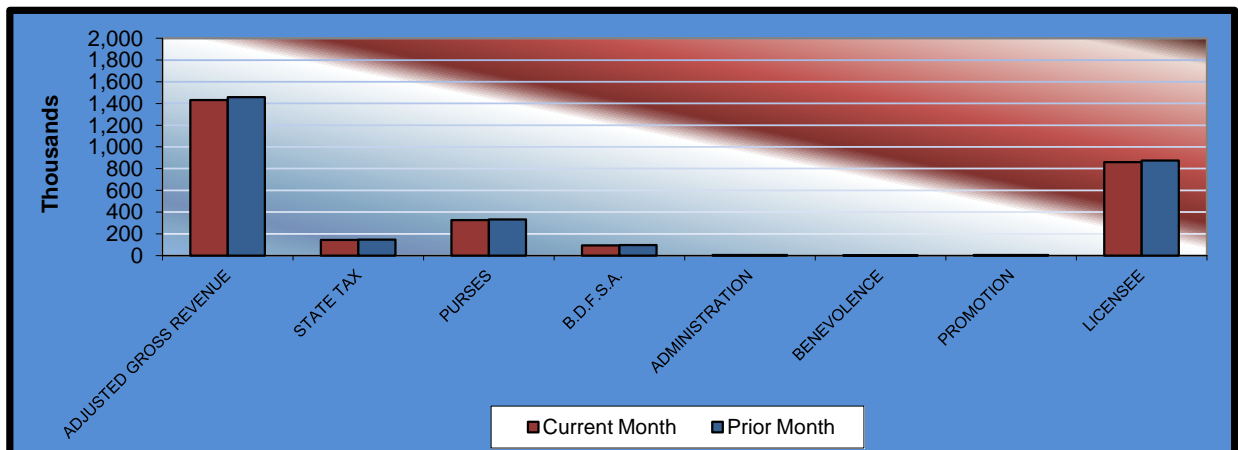
Gaming at Oklahoma Horse Racing Tracks Will Rogers Downs and Remington Park Year to Date Gaming Totals September 2016

	<u>TOTAL</u>	<u>WILL ROGERS DOWNS</u>	<u>REMINGTON PARK</u>
Gaming Days This Year	548	274	274
Adjusted Gross Revenue	<u>\$86,082,014.32</u>	<u>\$14,010,831.45</u>	<u>\$72,071,182.87</u>
State Tax			
General Revenue Fund	1,622,692.55	168,129.98	1,454,562.57
Education Reform	11,899,745.46	1,232,953.18	10,666,792.28
Purse Fund			
<u>Purses</u>			
Thoroughbred	9,133,930.08	1,610,913.40	7,523,016.68
Quarterhorse	7,446,742.44	1,381,165.72	6,065,576.72
Paint & Appaloosa	965,624.56	153,462.91	812,161.65
Breeding Development Fund			
<u>Special Account</u>			
Thoroughbred	2,135,844.31	194,420.65	1,941,423.66
Quarterhorse	2,696,054.66	243,635.07	2,452,419.59
Paint & Appaloosa	161,352.95	27,070.53	134,282.42
<u>Administration</u>			
Thoroughbred	115,587.50	18,516.32	97,071.18
Quarterhorse	104,028.63	16,664.56	87,364.07
Paint & Appaloosa	11,558.70	1,851.59	9,707.11
<u>Benevolence</u>			
Thoroughbred	57,793.72	9,258.12	48,535.60
Quarterhorse	52,014.28	8,332.26	43,682.02
Paint & Appaloosa	5,779.35	925.81	4,853.54
<u>Promotions</u>			
Thoroughbred	115,587.50	18,516.32	97,071.18
Quarterhorse	104,028.63	16,664.56	87,364.07
Paint & Appaloosa	11,558.70	1,851.59	9,707.11
Licensee	\$49,442,090.30	\$8,906,498.88	\$40,535,591.42



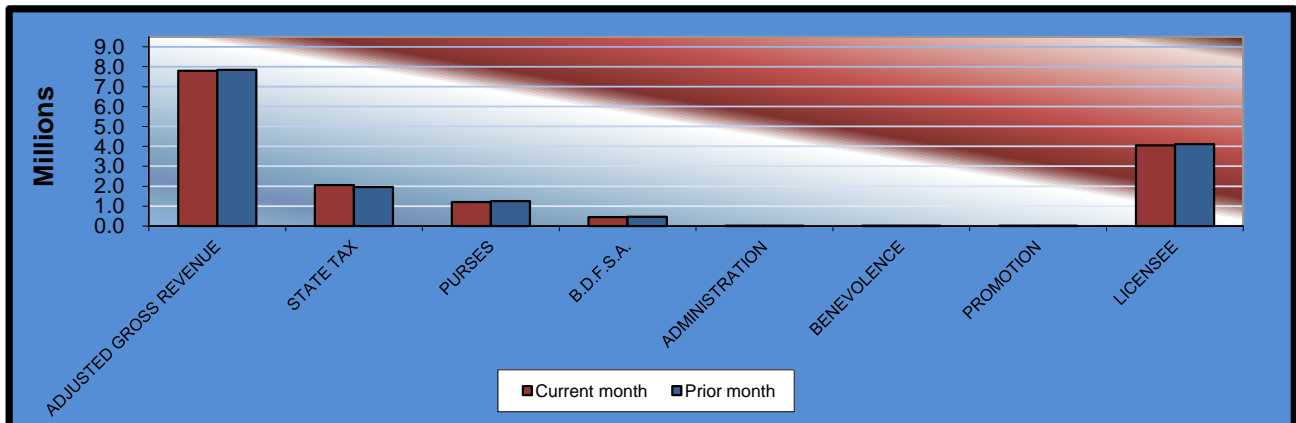
**Gaming at Oklahoma Horse Racing Tracks
Will Rogers Downs and Remington Park
Will Rogers Downs Revenue
September 2016**

<u>Will Rogers Downs</u>	<u>CURRENT MONTH</u>	<u>PRIOR MONTH</u>	<u>% CHANGE</u>	<u>September 2015</u>	<u>% CHANGE</u>
Gaming Days	30	31	-3.23%	30	0.00%
Adjusted Gross Revenue	\$1,431,353.96	\$1,459,184.15	-1.91%	\$1,613,442.58	-11.29%
State Tax					
General Revenue Fund	17,176.25	17,510.21	-1.91%	19,361.31	-11.29%
Education Reform	125,959.15	128,408.21	-1.91%	141,982.95	-11.29%
Purse Fund					
<u>Purses</u>					
Thoroughbred	186,791.69	190,423.53	-1.91%	210,554.27	-11.29%
Quarterhorse	124,635.15	127,058.46	-1.91%	192,766.05	-35.34%
Paint & Appaloosa	13,848.35	14,117.61	-1.91%	21,418.44	-35.34%
Breeding Development Fund					
<u>Special Account</u>					
Thoroughbred	22,543.82	22,982.17	-1.91%	25,411.72	-11.29%
Quarterhorse	63,766.82	65,006.68	-1.91%	19,603.33	225.29%
Paint & Appaloosa	7,085.20	7,222.96	-1.91%	2,178.15	225.29%
<u>Administration</u>					
Thoroughbred	2,147.03	2,188.78	-1.91%	2,420.16	-11.29%
Quarterhorse	1,932.33	1,969.88	-1.91%	2,178.15	-11.29%
Paint & Appaloosa	214.70	218.87	-1.91%	242.02	-11.29%
<u>Benevolence</u>					
Thoroughbred	1,073.52	1,094.41	-1.91%	1,210.07	-11.28%
Quarterhorse	966.16	984.94	-1.91%	1,089.07	-11.29%
Paint & Appaloosa	107.35	109.42	-1.89%	121.01	-11.29%
<u>Promotions</u>					
Thoroughbred	2,147.03	2,188.78	-1.91%	2,420.16	-11.29%
Quarterhorse	1,932.33	1,969.88	-1.91%	2,178.15	-11.29%
Paint & Appaloosa	214.70	218.87	-1.91%	242.02	-11.29%
Licensee	\$858,812.38	\$875,510.49	-1.91%	\$968,065.55	-11.29%

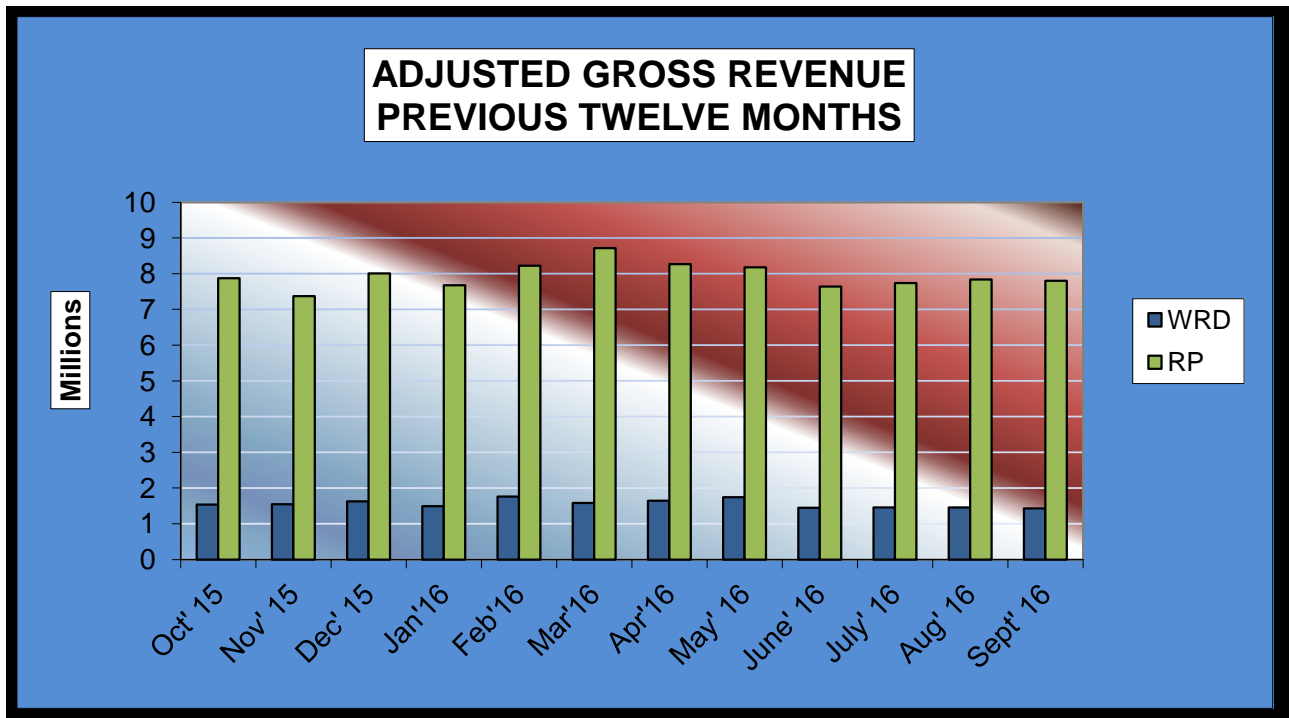


**Gaming at Oklahoma Horse Racing Tracks
Will Rogers Downs and Remington Park
Remington Park Revenue
September 2016**

<u>Remington Park</u>	<u>CURRENT MONTH</u>	<u>PRIOR MONTH</u>	<u>% CHANGE</u>	<u>September 2015</u>	<u>% CHANGE</u>
Gaming Days	30	31	-3.23%	30	0.00%
Adjusted Gross Revenue	\$ 7,797,895.80	\$7,837,970.95	-0.51%	\$7,685,514.59	1.46%
State Tax					
General Revenue Fund	246,363.97	235,139.13	4.77%	239,378.52	2.92%
Education Reform	1,806,669.12	1,724,353.61	4.77%	1,755,442.48	2.92%
Purse Fund					
<u>Purses</u>					
Thoroughbred	659,814.46	683,373.09	-3.45%	655,851.35	0.60%
Quarterhorse	494,222.31	511,868.49	-3.45%	575,033.54	-14.05%
Paint & Appaloosa	54,913.59	56,874.28	-3.45%	74,893.99	-26.68%
<u>Breeding Development Fund</u>					
<u>Special Account</u>					
Thoroughbred	170,274.70	176,354.35	-3.45%	169,251.96	0.60%
Quarterhorse	252,857.93	261,886.20	-3.45%	167,559.44	50.91%
Paint & Appaloosa	28,095.33	29,098.47	-3.45%	7,616.34	268.88%
<u>Administration</u>					
Thoroughbred	8,513.73	8,817.72	-3.45%	8,462.60	0.60%
Quarterhorse	7,662.36	7,935.95	-3.45%	7,616.34	0.60%
Paint & Appaloosa	851.37	881.77	-3.45%	846.25	0.61%
<u>Benevolence</u>					
Thoroughbred	4,256.87	4,408.86	-3.45%	4,231.30	0.60%
Quarterhorse	3,831.18	3,967.97	-3.45%	3,808.17	0.60%
Paint & Appaloosa	425.70	440.87	-3.44%	423.13	0.61%
<u>Promotions</u>					
Thoroughbred	8,513.73	8,817.72	-3.45%	8,462.60	0.60%
Quarterhorse	7,662.36	7,935.95	-3.45%	7,616.34	0.60%
Paint & Appaloosa	851.37	881.77	-3.45%	846.25	0.61%
Licensee	\$ 4,042,115.72	\$4,114,934.75	-1.77%	\$3,998,173.99	1.10%



Gaming at Oklahoma Horse Racing Tracks
Will Rogers Downs and Remington Park
Prior Twelve Month Graph
September 2016





OFFICE OF THE STATE AUDITOR & INSPECTOR
2300 N. LINCOLN BOULEVARD, ROOM 100
OKLAHOMA CITY, OK 73105-4896

WWW.SAI.OK.GOV