

2024 SEQUOYAH COUNTY ASSESSOR'S OFFICE REPORT TO THE EXCISE BOARD

07/23/2024

City/Town								
DISTRICT	DESCRIPTION	PERSONAL PROPERTY	REAL PROPERTY	PUBLIC SERVICE	TOTAL VALUATION	HOMESTEAD EXEMPTIONS	OTHER EXEMPTIONS	NET VALUATION
T1	Sallisaw City	6,449,755	44,344,680	2,562,470	53,356,905	1,090,100	1,234,559	51,032,246
T2	Vian City	541,617	3,954,992	905,039	5,401,648	151,595	63,957	5,186,096
T3	Muldrow City	657,328	10,977,300	1,765,891	13,400,519	327,265	267,135	12,806,119
T35	Marble City	14,854	360,149	131,179	506,182	35,283	9,332	461,567
T4	Gans City	10,555	471,645	146,562	628,762	32,381	11,770	584,611
T5	Roland City	960,999	14,624,358	1,154,001	16,739,358	340,660	481,785	15,916,913
T6	Gore City	396,853	5,057,634	1,143,029	6,597,516	153,394	180,039	6,264,083
T68	Moffett City	281	157,938	117,031	275,250	6,959	0	268,291
T7	Central City	8,061	1,615,681	3,320	1,627,062	47,000	110,742	1,469,320
CITY/TOWN TOTAL VALUATION		9,040,303	81,564,377	7,928,522	98,533,202	2,184,637	2,359,319	93,989,246

County								
DISTRICT	DESCRIPTION	PERSONAL PROPERTY	REAL PROPERTY	PUBLIC SERVICE	TOTAL VALUATION	HOMESTEAD EXEMPTIONS	OTHER EXEMPTIONS	NET VALUATION
C001	Sequoyah County General	23,022,738	211,695,040	31,113,316	265,831,094	7,309,322	8,140,103	250,381,669
COUNTY TOTAL VALUATION		23,022,738	211,695,040	31,113,316	265,831,094	7,309,322	8,140,103	250,381,669

School								
DISTRICT	DESCRIPTION	PERSONAL PROPERTY	REAL PROPERTY	PUBLIC SERVICE	TOTAL VALUATION	HOMESTEAD EXEMPTIONS	OTHER EXEMPTIONS	NET VALUATION
D-1	Liberty	339,681	12,053,112	376,221	12,769,014	483,746	635,167	11,650,101
D-35	Marble City	4,384,997	2,662,326	946,921	7,994,244	147,925	62,362	7,783,957
D-36	Brushy	255,619	5,806,531	222,408	6,284,558	311,830	270,580	5,702,148
D-50	Belfonte	82,804	2,028,441	88,093	2,199,338	132,652	42,672	2,024,014
D-68	Moffett	67,146	745,923	263,875	1,076,944	6,959	0	1,069,985
I-1	Sallisaw	8,778,217	63,509,835	7,193,122	79,481,174	1,876,603	2,413,796	75,190,775
I-2	Vian	2,039,422	26,879,656	3,805,670	32,724,748	962,314	975,579	30,786,855
I-3	Muldrow	2,052,442	37,560,468	4,569,577	44,182,487	1,366,997	1,296,577	41,518,913
I-4	Gans	540,451	6,300,011	2,222,092	9,062,554	304,113	210,187	8,548,254
I-5	Roland	1,662,649	26,708,014	3,771,676	32,142,339	728,280	1,058,143	30,355,916
I-6	Gore	2,208,079	16,848,477	4,583,639	23,640,195	573,235	533,827	22,533,133

2024 SEQUOYAH COUNTY ASSESSOR'S OFFICE REPORT TO THE EXCISE BOARD

07/23/2024

School								
DISTRICT	DESCRIPTION	PERSONAL PROPERTY	REAL PROPERTY	PUBLIC SERVICE	TOTAL VALUATION	HOMESTEAD EXEMPTIONS	OTHER EXEMPTIONS	NET VALUATION
I-7	Central	611,228	10,354,190	3,057,946	14,023,364	406,668	641,213	12,975,483
J-46	Braggs (Muskogee)	3	238,056	12,076	250,135	8,000	0	242,135
SCHOOL TOTAL VALUATION		23,022,738	211,695,040	31,113,316	265,831,094	7,309,322	8,140,103	250,381,669

Vo-Tech								
DISTRICT	DESCRIPTION	PERSONAL PROPERTY	REAL PROPERTY	PUBLIC SERVICE	TOTAL VALUATION	HOMESTEAD EXEMPTIONS	OTHER EXEMPTIONS	NET VALUATION
V4	Indian Capital Vo Tech	23,022,738	211,695,040	31,113,316	265,831,094	7,309,322	8,140,103	250,381,669
VO-TECH TOTAL VALUATION		23,022,738	211,695,040	31,113,316	265,831,094	7,309,322	8,140,103	250,381,669


I, BRANDY DOBBS, Assessor of Sequoyah County Oklahoma, do hereby certify that the foregoing is a true and correct statement of valuations for Real Estate, Personal Property, Public Service and Homestead Exemptions as certified by the State Board of Equalization and shown by the records in the County Assessor's office. Subscribed by my name and affixed the seal of the County Assessor's office on this day of 07/23/2024.

State of Oklahoma)
) SS
 Sequoyah County)

Brandy Dobbs

7/23/24
Date

BRANDY DOBBS
County Assessor
Sequoyah County



I, Julie Haywood, County Clerk of Sequoyah County Oklahoma, do hereby certify that the above is a true, correct and complete list of the valuations of Sequoyah County Oklahoma as certified by the Sequoyah County Assessor's office.

Julie Haywood

Julie Haywood
County Clerk
Sequoyah County

Seal



Excise Board:

Jeffrey Evans

Doug Ford

8-5-24
Date

STATE OF OKLAHOMA
 COUNTY OF SEQUOYAH
 This instrument was filed for record in
 the County Clerk's Office.



At 2:15 O'clock PM and is Recorded
 In Book No. Page No.
 By JULIE HAYWOOD, County Clerk
 Deputy

Real	Count	Value
Agricultural	38	366,907
Commercial	560	16,212,313
Residential	3,190	27,765,460
Total Real Value	3,788	44,344,680
Homestead	981	1,090,100
Veteran	89	1,234,559
Other	0	0
Total Exempt	1,180	2,324,659

TIF Increment Value

Net Assessed 42,020,021

Net Assessed Under Protest

Senior Freeze	183	918,202
Capped Parcels	3,485	26,498,049

Personal	Count	Value
Agricultural	36	154,947
Commercial	443	6,788,328
Mobile Home	164	287,509
Total Personal	643	7,230,784
Total Exempt	7	781,029

TIF Increment Value

Net Assessed 6,449,755

Net Assessed Under Protest

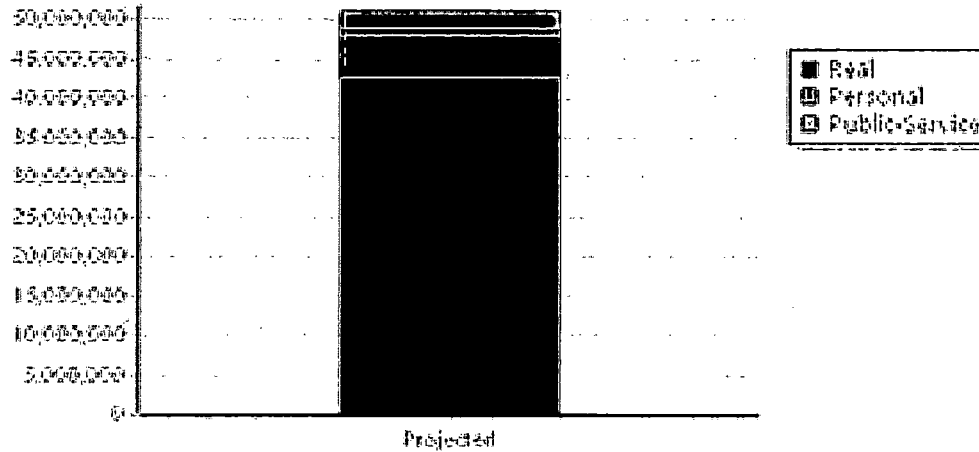
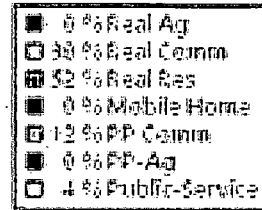
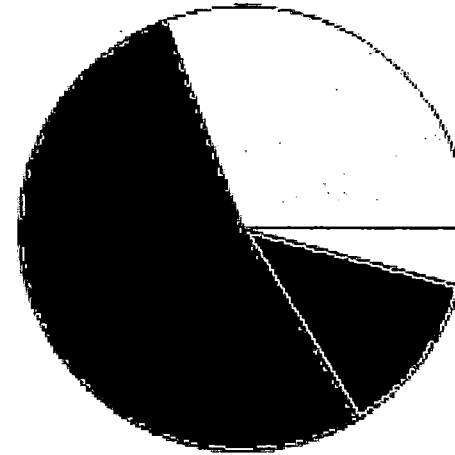
Public Service	Count	Value
Total PS Value	18	2,562,470
TIF Increment Value		
Net Assessed		2,562,470

District Totals

Total Gross Value	54,137,934
Homestead Loss	1,090,100
Other Exemption Loss	2,015,588
TIF Increment Value	
Retained TIF Value	
Net Assessed Value	51,032,246

Net Assessed Under Protest

* Public Service Protests Values are not included on this report.



Real	Count	Value
Agricultural	1	1,687
Commercial	95	1,485,316
Residential	709	2,467,989
Total Real Value	805	3,954,992
Homestead	132	151,595
Veteran	9	63,957
Other	0	0
Total Exempt	163	215,552

TIF Increment Value

Net Assessed 3,739,440

Net Assessed Under Protest

Senior Freeze	30	152,442
Capped Parcels	737	4,703,653

Personal	Count	Value
Agricultural	4	13,441
Commercial	76	498,601
Mobile Home	11	31,575
Total Personal	91	543,617
Total Exempt	1	2,000

TIF Increment Value

Net Assessed 541,617

Net Assessed Under Protest

Public Service	Count	Value
Total PS Value	15	905,039

TIF Increment Value

Net Assessed 905,039

District Totals

Total Gross Value	5,403,648
Homestead Loss	151,595
Other Exemption Loss	65,957

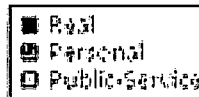
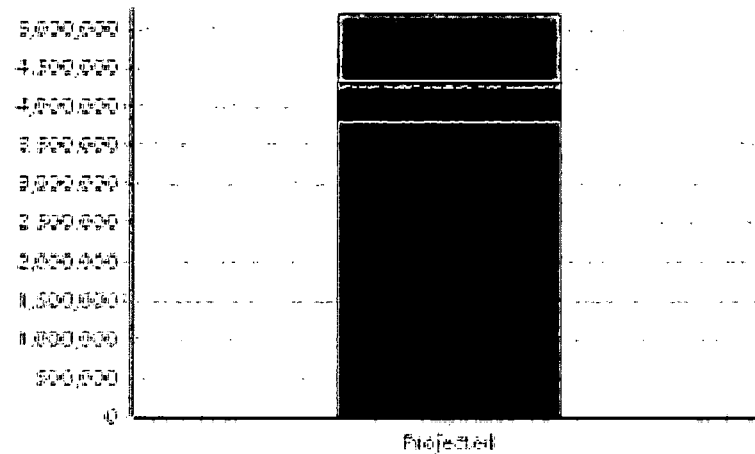
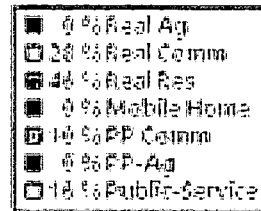
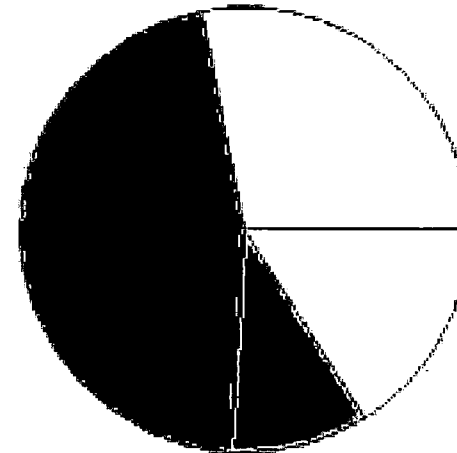
TIF Increment Value

Retained TIF Value

Net Assessed Value 5,186,096

Net Assessed Under Protest

* Public Service Protests Values are not included on this report.



Real	Count	Value
Agricultural	6	41,945
Commercial	122	3,356,017
Residential	1,199	7,579,338
Total Real Value	1,327	10,977,300
Homestead	301	327,265
Veteran	25	267,135
Other	0	0
Total Exempt	353	594,400

TIF Increment Value

Net Assessed 10,382,900

Net Assessed Under Protest

Senior Freeze	48	151,089
Capped Parcels	1,152	3,731,236

Personal	Count	Value
Agricultural	9	8,082
Commercial	85	607,595
Mobile Home	15	41,651
Total Personal	109	657,328
Total Exempt	0	0

TIF Increment Value

Net Assessed 657,328

Net Assessed Under Protest

Public Service	Count	Value
Total PS Value	13	1,765,891
TIF Increment Value		
Net Assessed		1,765,891

District Totals

Total Gross Value	13,400,519
Homestead Loss	327,265
Other Exemption Loss	267,135

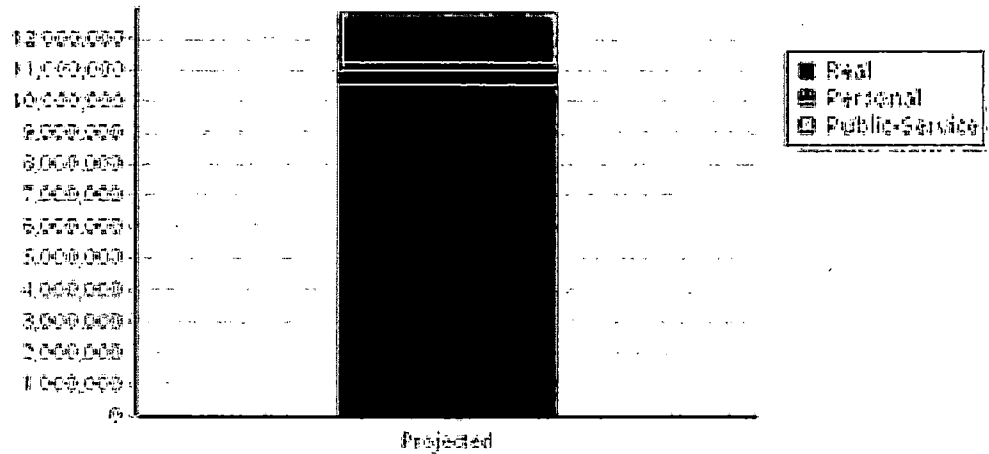

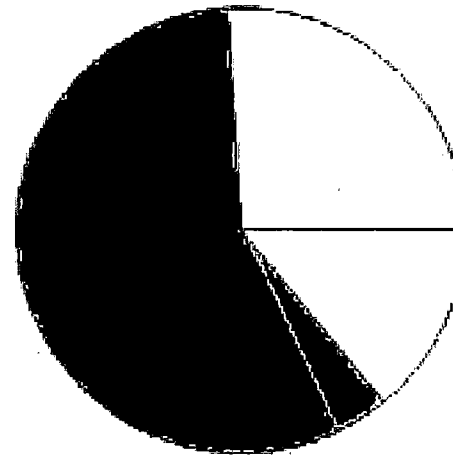
TIF Increment Value

Retained TIF Value

Net Assessed Value 12,806,119

Net Assessed Under Protest

* Public Service Protests Values are not included on this report.



Real	Count	Value
Agricultural	0	0
Commercial	13	2,703
Residential	202	357,446
Total Real Value	215	360,149
Homestead	32	35,283
Veteran	1	9,332
Other	0	0
Total Exempt	38	44,615

TIF Increment Value

Net Assessed 315,534

Net Assessed Under Protest

Senior Freeze	5	22,849
Capped Parcels	231	548,620

Personal	Count	Value
Agricultural	3	2,056
Commercial	6	1,372
Mobile Home	3	11,426
Total Personal	12	14,854
Total Exempt	0	0

TIF Increment Value

Net Assessed 14,854

Net Assessed Under Protest

Public Service	Count	Value
Total PS Value	4	131,179

TIF Increment Value

Net Assessed 131,179

District Totals

Total Gross Value	506,182
Homestead Loss	35,283
Other Exemption Loss	9,332

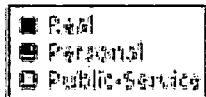
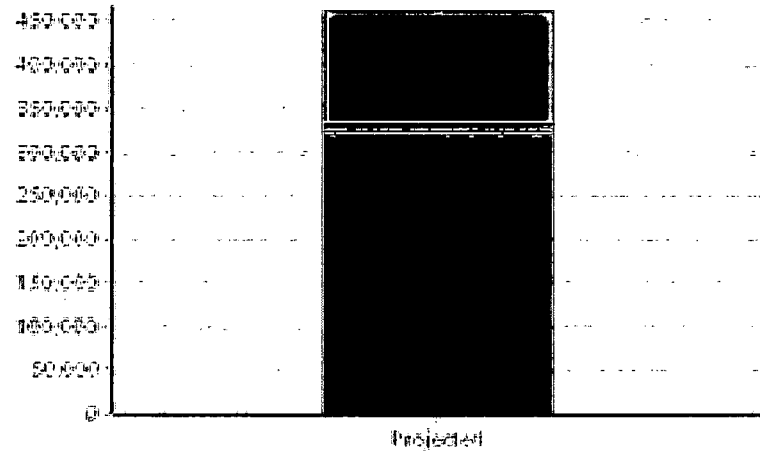
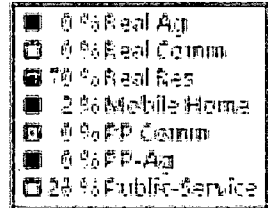

TIF Increment Value

Retained TIF Value

Net Assessed Value 461,567

Net Assessed Under Protest

* Public Service Protests Values are not included on this report.



Real	Count	Value
Agricultural	0	0
Commercial	10	35,513
Residential	176	436,132
Total Real Value	186	471,645
Homestead	28	32,381
Veteran	1	11,770
Other	0	0
Total Exempt	34	44,151

TIF Increment Value

Net Assessed 427,494

Net Assessed Under Protest

Senior Freeze	3	11,760
Capped Parcels	221	408,041

Personal	Count	Value
Agricultural	0	0
Commercial	8	1,865
Mobile Home	4	8,690
Total Personal	12	10,555
Total Exempt	0	0

TIF Increment Value

Net Assessed 10,555

Net Assessed Under Protest

Public Service	Count	Value
Total PS Value	7	146,562

TIF Increment Value


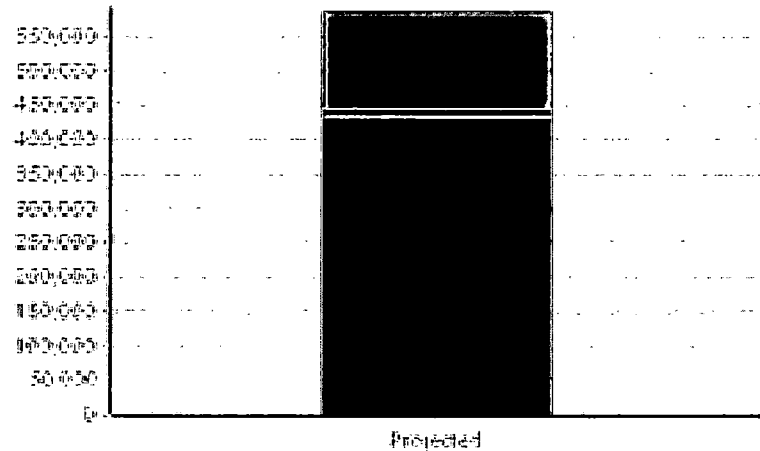
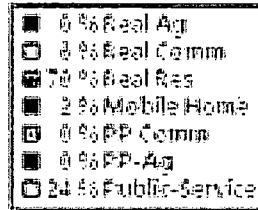
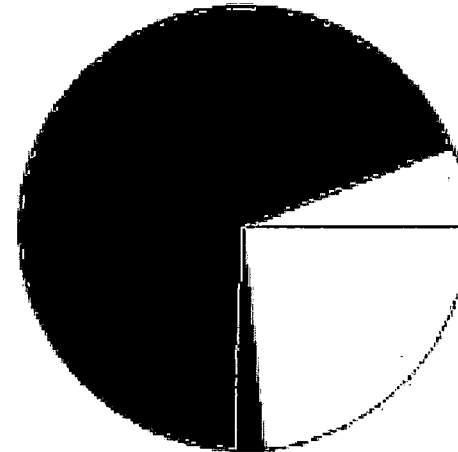
Net Assessed 146,562

District Totals

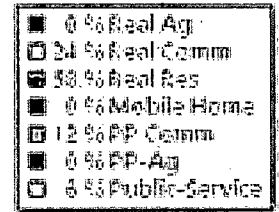
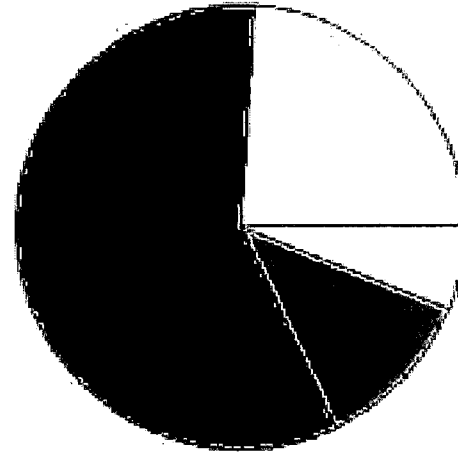
Total Gross Value	628,762
Homestead Loss	32,381
Other Exemption Loss	11,770
TIF Increment Value	
Retained TIF Value	
Net Assessed Value	584,611

Net Assessed Under Protest

* Public Service Protests Values are not included on this report.



Real	Count	Value
Agricultural	1	3,904
Commercial	102	4,174,556
Residential	1,185	10,445,898
Total Real Value	1,288	14,624,358
Homestead	306	340,660
Veteran	34	481,785
Other	0	0
Total Exempt	376	822,445



TIF Increment Value

Net Assessed 13,801,913

Net Assessed Under Protest

Senior Freeze	61	184,342
Capped Parcels	1,109	8,218,039

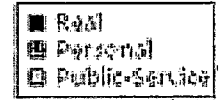
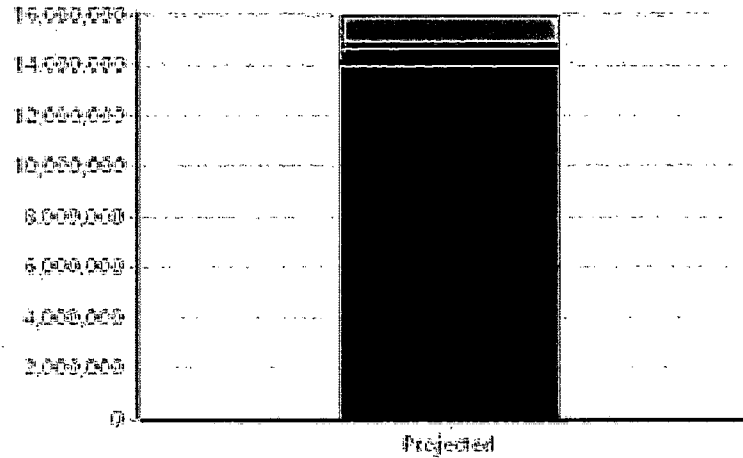
Personal	Count	Value
Agricultural	10	16,503
Commercial	133	2,265,828
Mobile Home	11	18,274
Total Personal	154	2,300,605
Total Exempt	1	1,339,606

TIF Increment Value

Net Assessed 960,999

Net Assessed Under Protest

Public Service	Count	Value
Total PS Value	14	1,154,001
TIF Increment Value		
Net Assessed		1,154,001



District Totals	
Total Gross Value	18,078,964
Homestead Loss	340,660
Other Exemption Loss	1,821,391
TIF Increment Value	
Retained TIF Value	
Net Assessed Value	15,916,913
Net Assessed Under Protest	

* Public Service Protests Values are not included on this report.

Real	Count	Value
Agricultural	4	4,117
Commercial	81	1,709,165
Residential	504	3,344,352
Total Real Value	589	5,057,634
Homestead	142	153,394
Veteran	17	180,039
Other	0	0
Total Exempt	173	333,433

TIF Increment Value

Net Assessed 4,724,201

Net Assessed Under Protest

Senior Freeze	28	166,776
Capped Parcels	539	4,097,716

Personal	Count	Value
Agricultural	5	18,054
Commercial	54	313,108
Mobile Home	36	66,942
Total Personal	95	398,104
Total Exempt	1	1,251

TIF Increment Value

Net Assessed 396,853

Net Assessed Under Protest


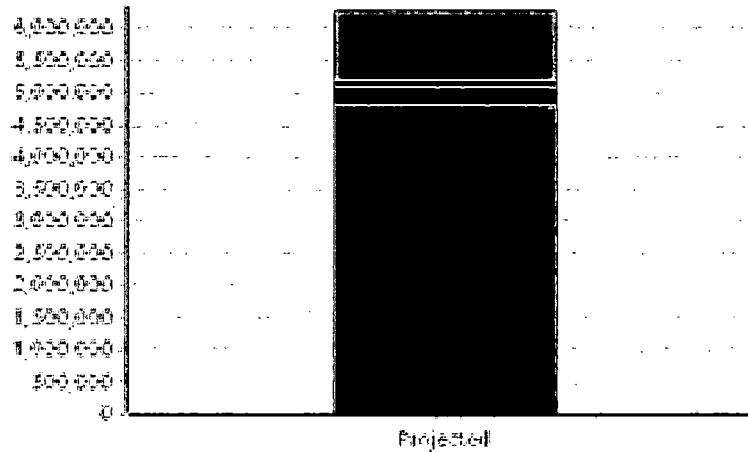
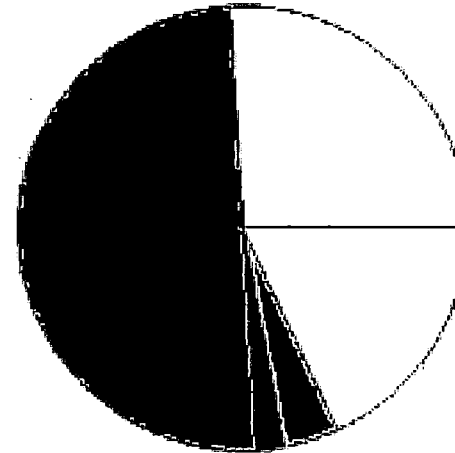
Public Service	Count	Value
Total PS Value	14	1,143,029
TIF Increment Value		
Net Assessed		1,143,029

District Totals

Total Gross Value	6,598,767
Homestead Loss	153,394
Other Exemption Loss	181,290
TIF Increment Value	
Retained TIF Value	
Net Assessed Value	6,264,083

Net Assessed Under Protest

* Public Service Protests Values are not included on this report.



Real	Count	Value
Agricultural	0	0
Commercial	23	73,878
Residential	179	84,060
Total Real Value	202	157,938
Homestead	7	6,959
Veteran	0	0
Other	0	0
Total Exempt	8	6,959

TIF Increment Value

Net Assessed 150,979

Net Assessed Under Protest

Senior Freeze	1	2,838
Capped Parcels	111	231,348

Personal	Count	Value
Agricultural	0	0
Commercial	3	281
Mobile Home	0	0
Total Personal	3	281
Total Exempt	0	0

TIF Increment Value

Net Assessed 281

Net Assessed Under Protest

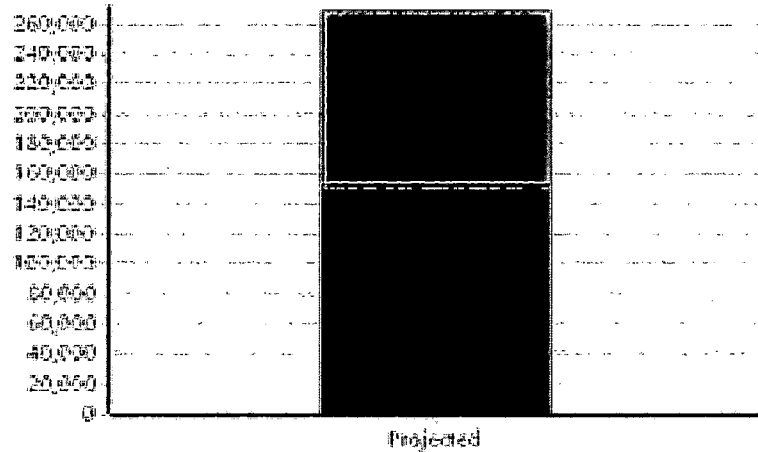
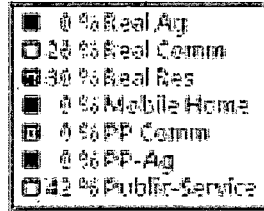
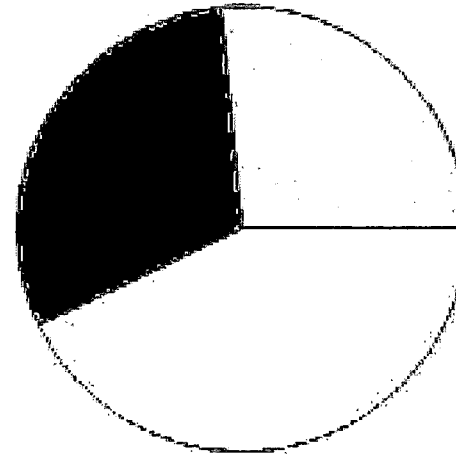
Public Service	Count	Value
Total PS Value	4	117,031
TIF Increment Value		
Net Assessed		117,031

District Totals

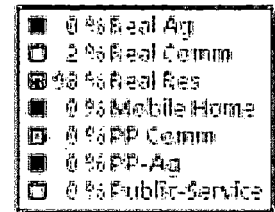

Total Gross Value	275,250
Homestead Loss	6,959
Other Exemption Loss	0
TIF Increment Value	
Retained TIF Value	
Net Assessed Value	268,291

Net Assessed Under Protest

* Public Service Protests Values are not included on this report.



Real	Count	Value
Agricultural	0	0
Commercial	2	33,691
Residential	83	1,581,990
Total Real Value	85	1,615,681
Homestead	44	47,000
Veteran	5	110,742
Other	0	0
Total Exempt	52	157,742



TIF Increment Value

Net Assessed 1,457,939

Net Assessed Under Protest

Senior Freeze	10	49,081
Capped Parcels	66	199,233

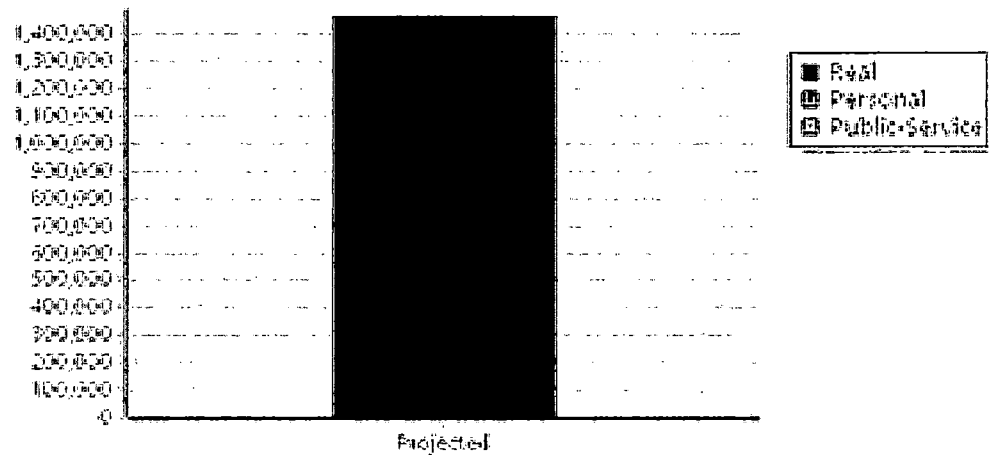
Personal	Count	Value
Agricultural	0	0
Commercial	1	7,479
Mobile Home	2	582
Total Personal	3	8,061
Total Exempt	0	0

TIF Increment Value

Net Assessed 8,061

Net Assessed Under Protest

Public Service	Count	Value
Total PS Value	1	3,320
TIF Increment Value		
Net Assessed		3,320

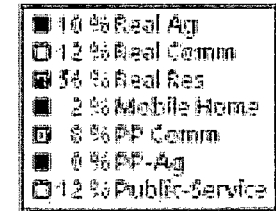
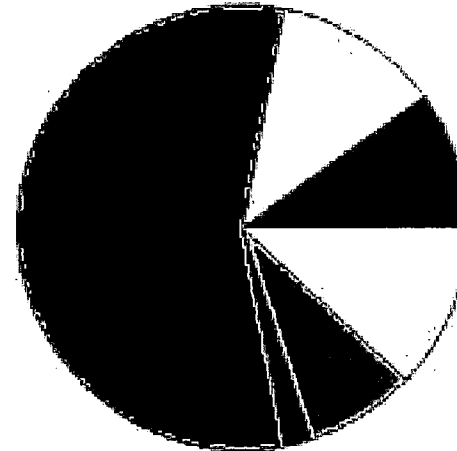


District Totals	
Total Gross Value	1,627,062
Homestead Loss	47,000
Other Exemption Loss	110,742
TIF Increment Value	
Retained TIF Value	
Net Assessed Value	1,469,320

Net Assessed Under Protest

* Public Service Protests Values are not included on this report.

Real	Count	Value
Agricultural	5,009	27,123,888
Commercial	1,384	34,848,787
Residential	23,929	149,722,164
Total Real Value	30,322	211,695,040
Homestead	6,677	7,309,322
Veteran	612	8,140,103
Other	0	0
Total Exempt	7,972	15,449,425



TIF Increment Value

Net Assessed 196,245,615

Net Assessed Under Protest

Senior Freeze	1,112	5,461,151
Capped Parcels	23,854	106,468,769

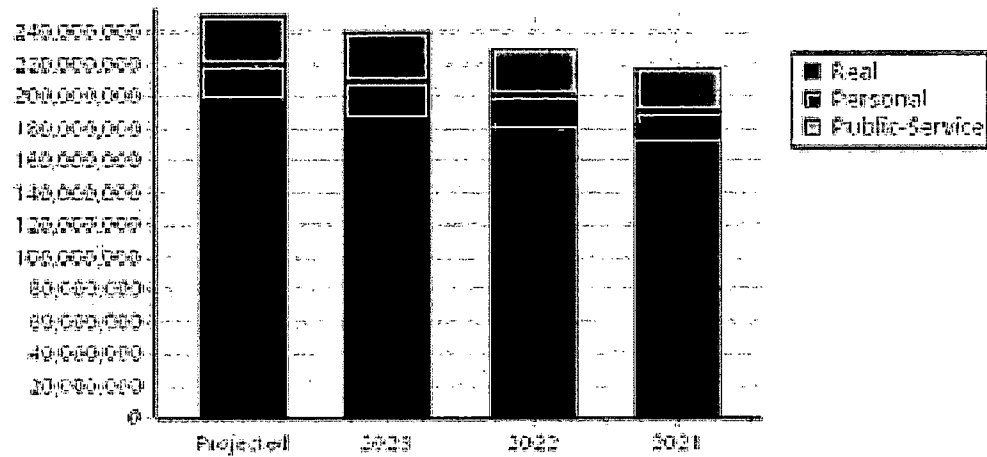
Personal	Count	Value
Agricultural	1,514	2,557,659
Commercial	1,516	19,838,382
Mobile Home	1,195	3,059,659
Total Personal	4,225	25,455,700
Total Exempt	44	2,432,962

TIF Increment Value

Net Assessed 23,022,738

Net Assessed Under Protest

Public Service	Count	Value
Total PS Value	239	31,113,316
TIF Increment Value		
Net Assessed		31,113,316



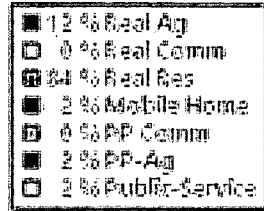
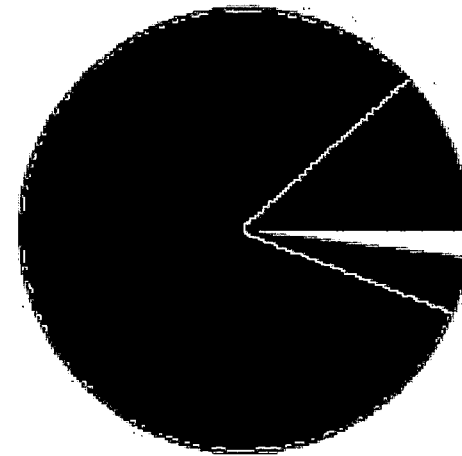
District Totals

Total Gross Value	268,263,855
Homestead Loss	7,309,322
Other Exemption Loss	10,573,065
TIF Increment Value	
Retained TIF Value	
Net Assessed Value	250,381,669

Net Assessed Under Protest

* Public Service Protests Values are not included on this report.

Real	Count	Value
Agricultural	208	1,425,985
Commercial	2	10,728
Residential	1,321	10,616,399
Total Real Value	1,531	12,053,112
Homestead	437	483,746
Veteran	41	635,167
Other	0	0
Total Exempt	527	1,118,913



TIF Increment Value

Net Assessed 10,934,199

Net Assessed Under Protest

Senior Freeze	88	320,880
Capped Parcels	1,166	3,019,866

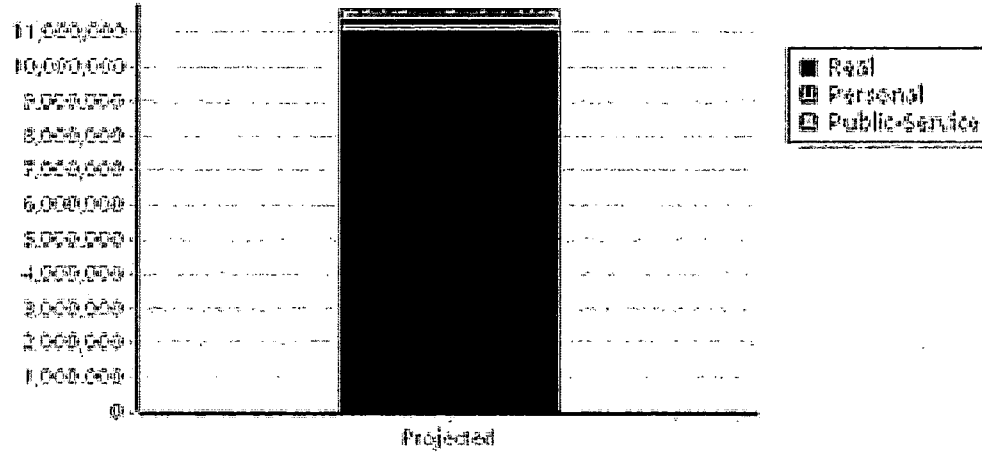
Personal	Count	Value
Agricultural	74	132,313
Commercial	8	61,892
Mobile Home	70	148,684
Total Personal	152	342,889
Total Exempt	2	3,208

TIF Increment Value

Net Assessed 339,681

Net Assessed Under Protest

Public Service	Count	Value
Total PS Value	11	376,221
TIF Increment Value		
Net Assessed		376,221



District Totals	
Total Gross Value	12,772,222
Homestead Loss	483,746
Other Exemption Loss	638,375
TIF Increment Value	
Retained TIF Value	
Net Assessed Value	11,650,101

Net Assessed Under Protest

* Public Service Protests Values are not included on this report.

Real	Count	Value
Agricultural	262	780,151
Commercial	31	539,739
Residential	506	1,342,436
Total Real Value	799	2,662,326
Homestead	139	147,925
Veteran	8	62,362
Other	0	0
Total Exempt	159	210,287

TIF Increment Value

Net Assessed 2,452,039

Net Assessed Under Protest

Senior Freeze	15	45,908
Capped Parcels	721	1,601,874

Personal	Count	Value
Agricultural	54	84,834
Commercial	26	4,496,297
Mobile Home	15	53,467
Total Personal	95	4,634,598
Total Exempt	1	249,601

TIF Increment Value

Net Assessed 4,384,997

Net Assessed Under Protest

Public Service	Count	Value
Total PS Value	9	946,921

TIF Increment Value

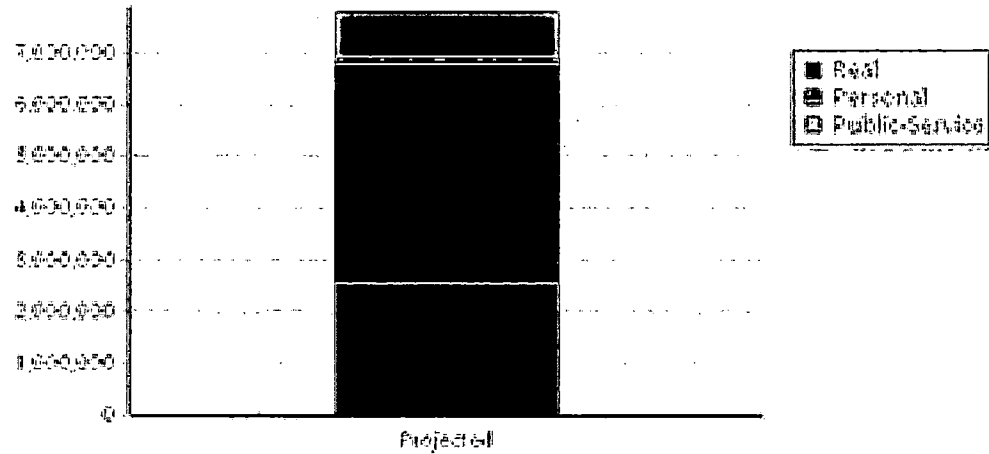
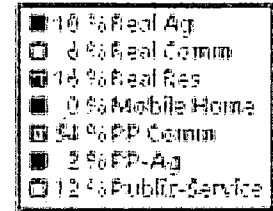
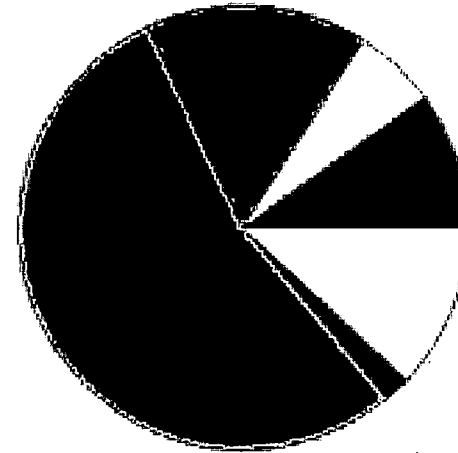
Net Assessed 946,921

District Totals

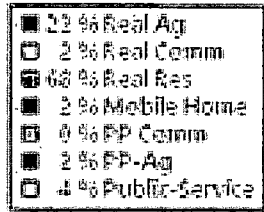
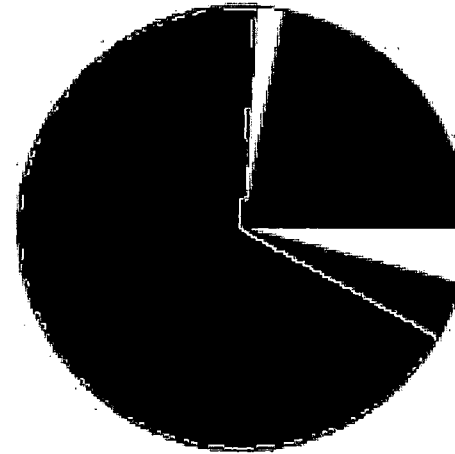
Total Gross Value	8,243,845
Homestead Loss	147,925
Other Exemption Loss	311,963
TIF Increment Value	
Retained TIF Value	
Net Assessed Value	7,783,957

Net Assessed Under Protest

* Public Service Protests Values are not included on this report.



Real	Count	Value
Agricultural	331	1,404,912
Commercial	18	136,277
Residential	732	4,265,342
Total Real Value	1,081	5,806,531
Homestead	287	311,830
Veteran	28	270,580
Other	0	0
Total Exempt	343	582,410



TIF Increment Value

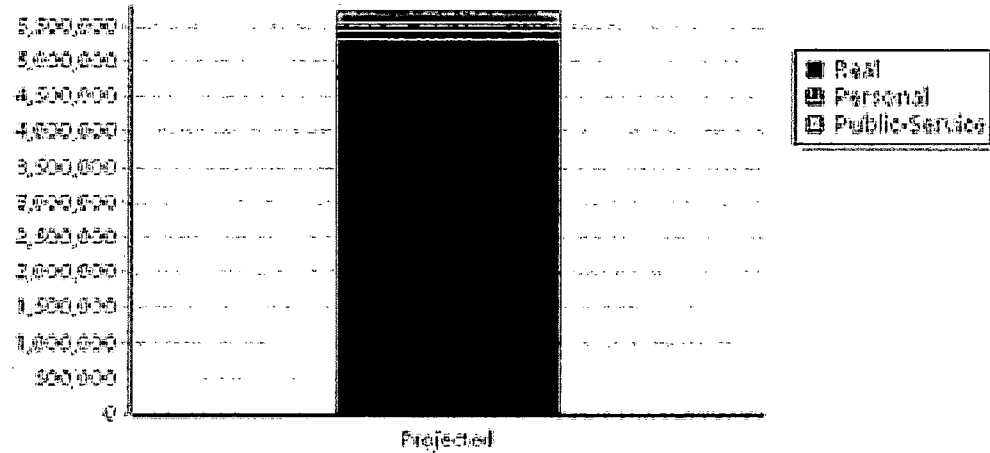
Net Assessed		5,224,121
Net Assessed Under Protest		
Senior Freeze	37	115,793
Capped Parcels	859	5,296,903

Personal	Count	Value
Agricultural	82	104,806
Commercial	14	49,002
Mobile Home	34	105,811
Total Personal	130	259,619
Total Exempt	2	4,000

TIF Increment Value

Net Assessed		255,619
Net Assessed Under Protest		

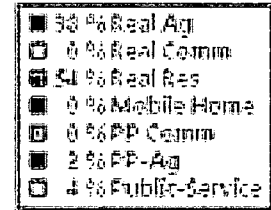

Public Service	Count	Value
Total PS Value	8	222,408
TIF Increment Value		
Net Assessed		222,408



District Totals	
Total Gross Value	6,288,558
Homestead Loss	311,830
Other Exemption Loss	274,580
TIF Increment Value	
Retained TIF Value	
Net Assessed Value	5,702,148
Net Assessed Under Protest	

* Public Service Protests Values are not included on this report.

Real	Count	Value
Agricultural	231	832,193
Commercial	1	1,189
Residential	418	1,195,059
Total Real Value	650	2,028,441
Homestead	119	132,652
Veteran	4	42,672
Other	0	0
Total Exempt	139	175,324



TIF Increment Value

Net Assessed 1,853,117

Net Assessed Under Protest

Senior Freeze	17	30,898
Capped Parcels	443	1,004,850

Personal	Count	Value
Agricultural	41	59,210
Commercial	3	3,123
Mobile Home	8	20,471
Total Personal	52	82,804
Total Exempt	0	0

TIF Increment Value

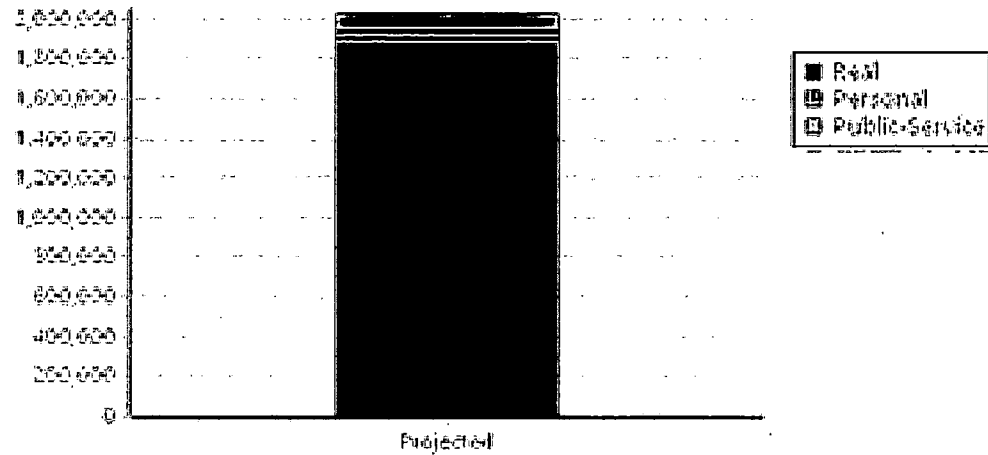
Net Assessed 82,804

Net Assessed Under Protest

Public Service	Count	Value
Total PS Value	7	88,093

TIF Increment Value

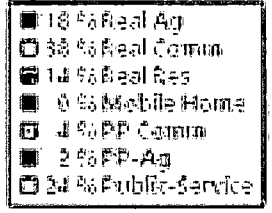
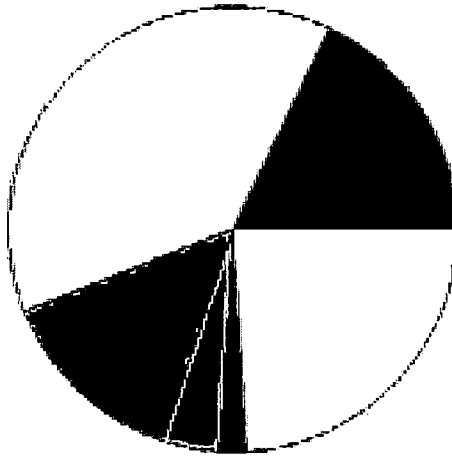
Net Assessed 88,093



District Totals	
Total Gross Value	2,199,338
Homestead Loss	132,652
Other Exemption Loss	42,672
TIF Increment Value	
Retained TIF Value	
Net Assessed Value	2,024,014
Net Assessed Under Protest	

* Public Service Protests Values are not included on this report.

Real	Count	Value
Agricultural	37	187,333
Commercial	34	403,889
Residential	197	154,701
Total Real Value	268	745,923
Homestead	7	6,959
Veteran	0	0
Other	0	0
Total Exempt	8	6,959



TIF Increment Value

Net Assessed 738,964

Net Assessed Under Protest

Senior Freeze	1	2,838
Capped Parcels	153	730,431

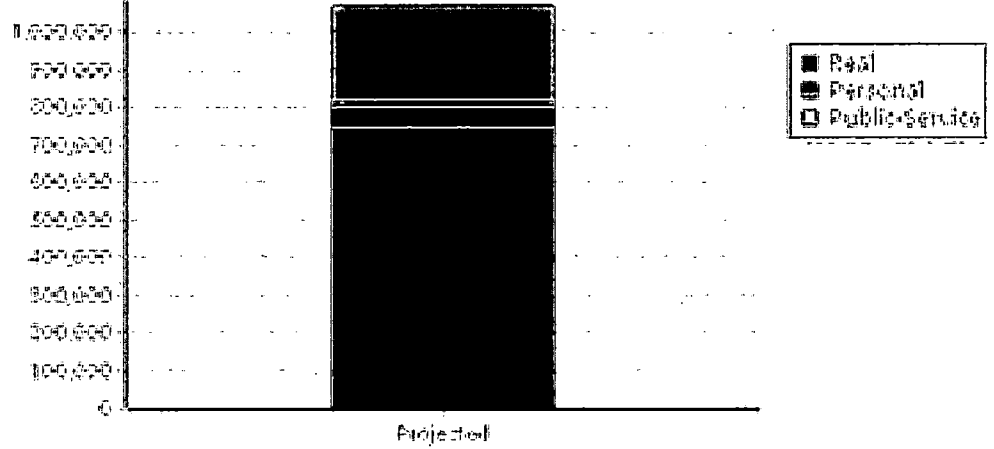
Personal	Count	Value
Agricultural	3	21,640
Commercial	19	45,506
Mobile Home	0	0
Total Personal	22	67,146
Total Exempt	0	0

TIF Increment Value

Net Assessed 67,146

Net Assessed Under Protest

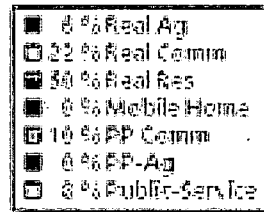
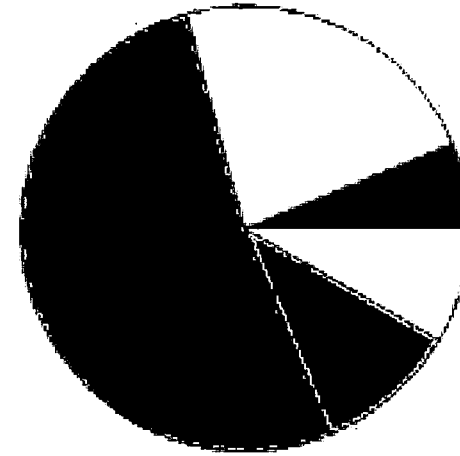
Public Service	Count	Value
Total PS Value	12	263,875
TIF Increment Value		
Net Assessed		263,875



District Totals	
Total Gross Value	1,076,944
Homestead Loss	6,959
Other Exemption Loss	0
TIF Increment Value	
Retained TIF Value	
Net Assessed Value	1,069,985
Net Assessed Under Protest	

* Public Service Protests Values are not included on this report.

Real	Count	Value
Agricultural	941	5,595,954
Commercial	604	17,309,534
Residential	5,174	40,604,347
Total Real Value	6,719	63,509,835
Homestead	1,707	1,876,603
Veteran	167	2,413,796
Other	0	0
Total Exempt	2,049	4,290,399



TIF Increment Value

Net Assessed 59,219,436

Net Assessed Under Protest

Senior Freeze	273	1,556,226
Capped Parcels	5,764	35,884,154

Personal	Count	Value
Agricultural	344	621,998
Commercial	606	8,405,121
Mobile Home	261	545,760
Total Personal	1,211	9,572,879
Total Exempt	11	794,662

TIF Increment Value

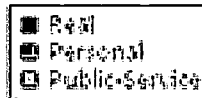
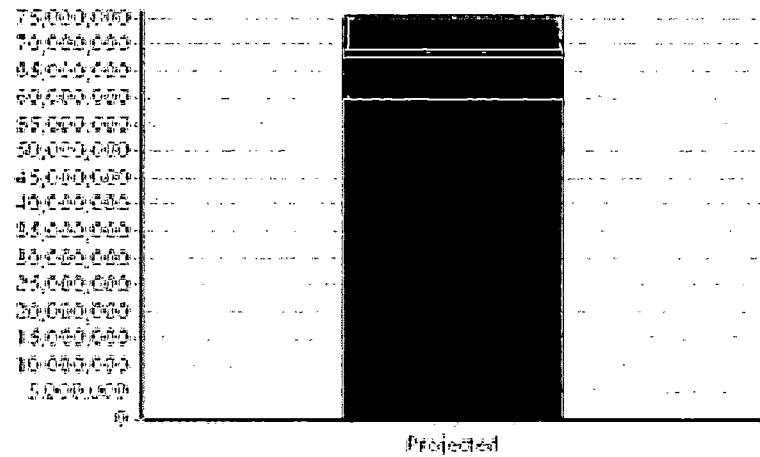
Net Assessed 8,778,217

Net Assessed Under Protest

Public Service	Count	Value
Total PS Value	36	7,193,122

TIF Increment Value

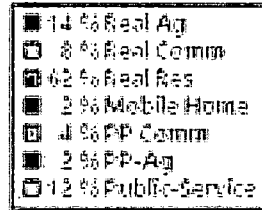
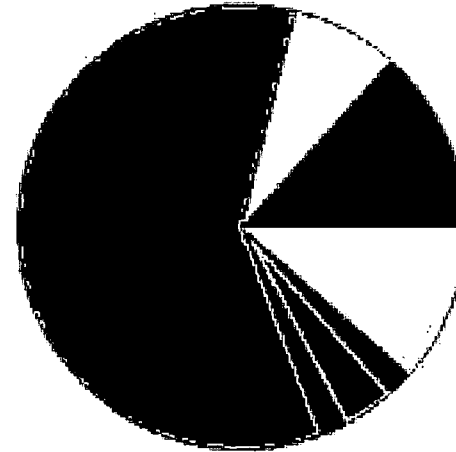
Net Assessed 7,193,122



District Totals	
Total Gross Value	80,275,836
Homestead Loss	1,876,603
Other Exemption Loss	3,208,458
TIF Increment Value	
Retained TIF Value	
Net Assessed Value	75,190,775
Net Assessed Under Protest	

* Public Service Protests Values are not included on this report.

Real	Count	Value
Agricultural	917	4,308,935
Commercial	148	2,479,337
Residential	5,434	20,091,384
Total Real Value	6,499	26,879,656
Homestead	863	962,314
Veteran	87	975,579
Other	0	0
Total Exempt	1,065	1,937,893



TIF Increment Value

Net Assessed 24,941,763

Net Assessed Under Protest

Senior Freeze	163	922,567
Capped Parcels	4,480	19,321,899

Personal	Count	Value
Agricultural	233	363,857
Commercial	210	1,334,585
Mobile Home	117	350,100
Total Personal	560	2,048,542
Total Exempt	6	9,120

TIF Increment Value

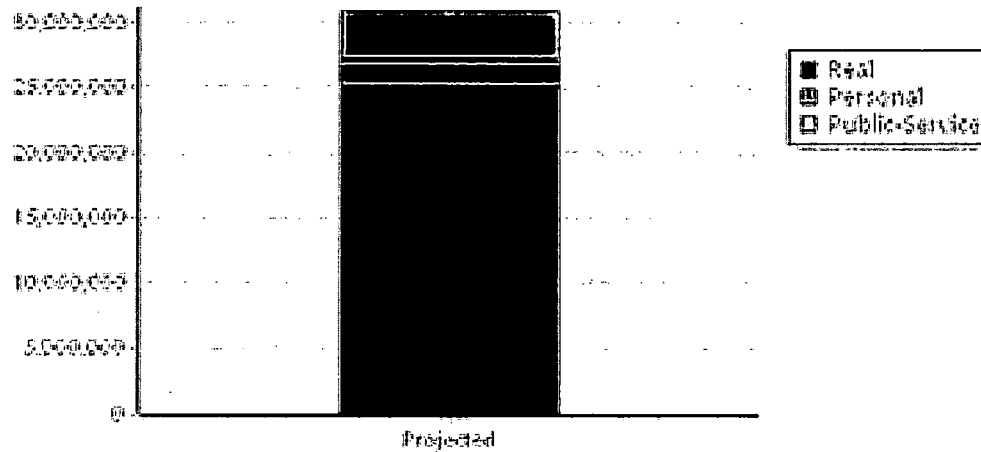
Net Assessed 2,039,422

Net Assessed Under Protest

Public Service	Count	Value
Total PS Value	35	3,805,670

TIF Increment Value

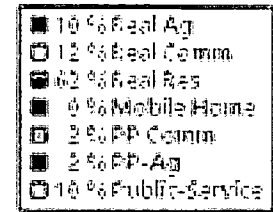
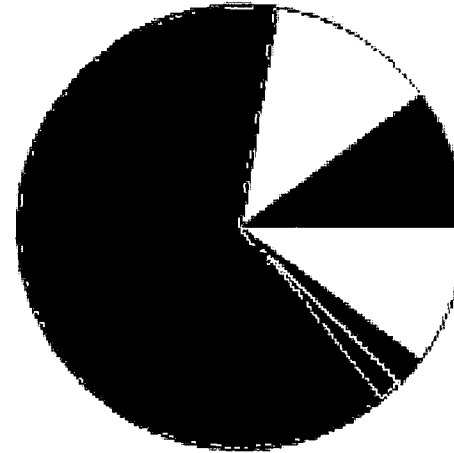
Net Assessed 3,805,670



District Totals	
Total Gross Value	32,733,868
Homestead Loss	962,314
Other Exemption Loss	984,699
TIF Increment Value	
Retained TIF Value	
Net Assessed Value	30,786,855
Net Assessed Under Protest	

* Public Service Protests Values are not included on this report.

Real	Count	Value
Agricultural	688	4,716,408
Commercial	175	5,305,205
Residential	3,796	27,538,855
Total Real Value	4,659	37,560,468
Homestead	1,265	1,366,997
Veteran	99	1,296,577
Other	0	0
Total Exempt	1,470	2,663,574



TIF Increment Value

Net Assessed 34,896,894

Net Assessed Under Protest

Senior Freeze	194	866,506
Capped Parcels	3,705	10,830,602

Personal	Count	Value
Agricultural	279	444,774
Commercial	211	1,206,033
Mobile Home	148	412,655
Total Personal	638	2,063,462
Total Exempt	8	11,020

TIF Increment Value

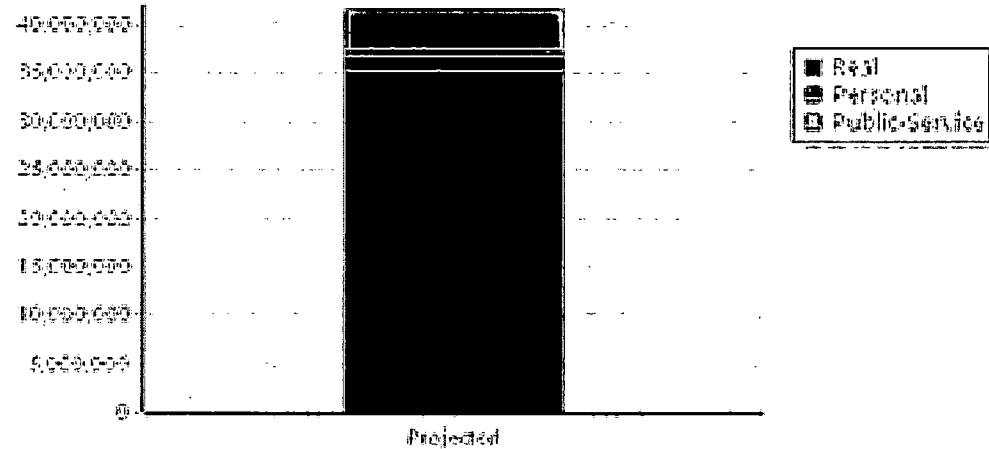
Net Assessed 2,052,442

Net Assessed Under Protest

Public Service	Count	Value
Total PS Value	28	4,569,577

TIF Increment Value

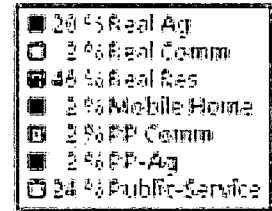
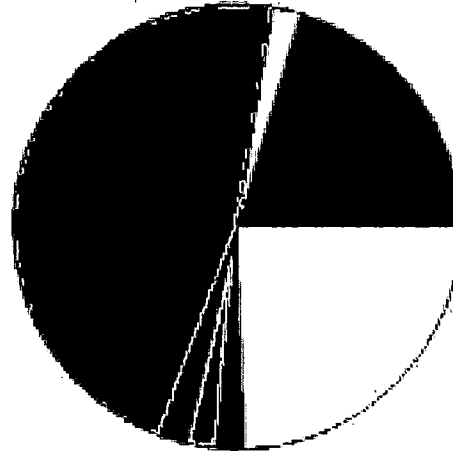
Net Assessed 4,569,577



District Totals	
Total Gross Value	44,193,507
Homestead Loss	1,366,997
Other Exemption Loss	1,307,597
TIF Increment Value	
Retained TIF Value	
Net Assessed Value	41,518,913
Net Assessed Under Protest	

* Public Service Protests Values are not included on this report.

Real	Count	Value
Agricultural	373	1,876,682
Commercial	28	187,633
Residential	856	4,235,696
Total Real Value	1,257	6,300,011
Homestead	282	304,113
Veteran	16	210,187
Other	0	0
Total Exempt	324	514,300



TIF Increment Value

Net Assessed 5,785,711

Net Assessed Under Protest

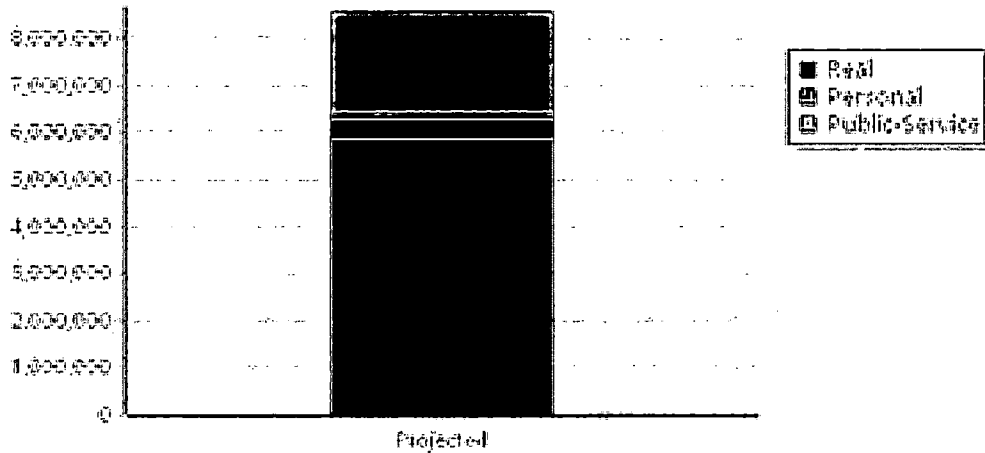
Senior Freeze	49	254,474
Capped Parcels	1,051	2,335,600

Personal	Count	Value
Agricultural	86	158,549
Commercial	42	191,438
Mobile Home	73	196,350
Total Personal	201	546,337
Total Exempt	3	5,886

TIF Increment Value

Net Assessed 540,451

Net Assessed Under Protest



Public Service	Count	Value
Total PS Value	16	2,222,922
TIF Increment Value		
Net Assessed		2,222,922

District Totals

Total Gross Value	9,068,440
Homestead Loss	304,113
Other Exemption Loss	216,073
TIF Increment Value	
Retained TIF Value	
Net Assessed Value	8,548,254

Net Assessed Under Protest

* Public Service Protests Values are not included on this report.

Real	Count	Value
Agricultural	246	1,453,587
Commercial	144	5,321,769
Residential	2,205	19,932,658
Total Real Value	2,595	26,708,014
Homestead	668	728,280
Veteran	66	1,058,143
Other	0	0
Total Exempt	796	1,786,423

TIF Increment Value

Net Assessed 24,921,591

Net Assessed Under Protest

Senior Freeze	120	454,658
Capped Parcels	2,139	12,045,632

Personal	Count	Value
Agricultural	67	105,694
Commercial	210	2,806,706
Mobile Home	34	93,643
Total Personal	311	3,006,043
Total Exempt	3	1,343,394

TIF Increment Value

Net Assessed 1,662,649

Net Assessed Under Protest

Public Service	Count	Value
Total PS Value	27	3,771,676

TIF Increment Value

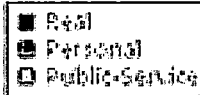
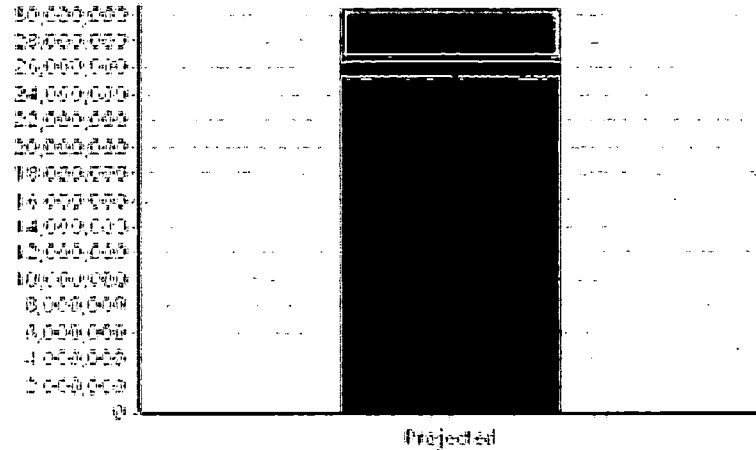
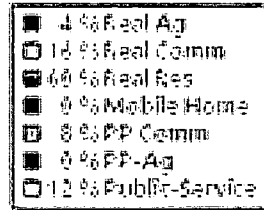
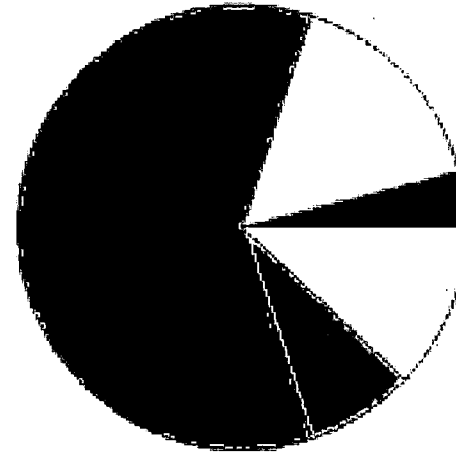
Net Assessed 3,771,676

District Totals

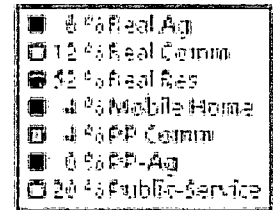
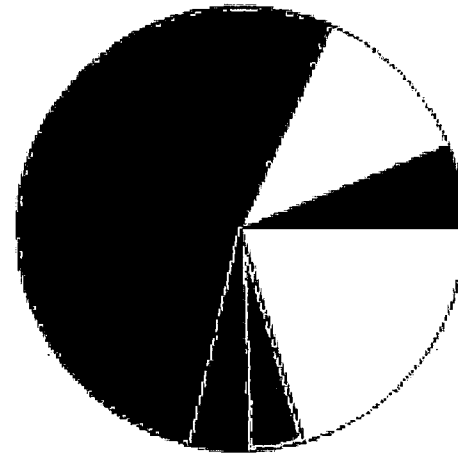
Total Gross Value	33,485,733
Homestead Loss	728,280
Other Exemption Loss	2,401,537
TIF Increment Value	
Retained TIF Value	
Net Assessed Value	30,355,916

Net Assessed Under Protest

* Public Service Protests Values are not included on this report.



Real	Count	Value
Agricultural	342	1,416,236
Commercial	174	2,960,249
Residential	2,263	12,471,791
Total Real Value	2,779	16,848,477
Homestead	519	573,235
Veteran	54	533,827
Other	0	0
Total Exempt	633	1,107,062



TIF Increment Value

Net Assessed 15,741,415

Net Assessed Under Protest

Senior Freeze	93	533,477
Capped Parcels	2,206	10,856,505

Personal	Count	Value
Agricultural	107	184,280
Commercial	144	1,075,777
Mobile Home	382	955,524
Total Personal	633	2,215,581
Total Exempt	5	7,502

TIF Increment Value



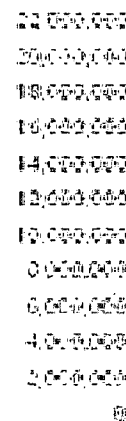
Net Assessed 2,208,079

Net Assessed Under Protest

Public Service	Count	Value
Total PS Value	32	4,583,639

TIF Increment Value

Net Assessed 4,583,639



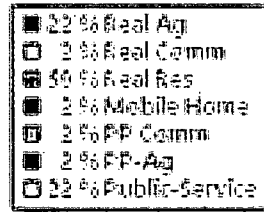
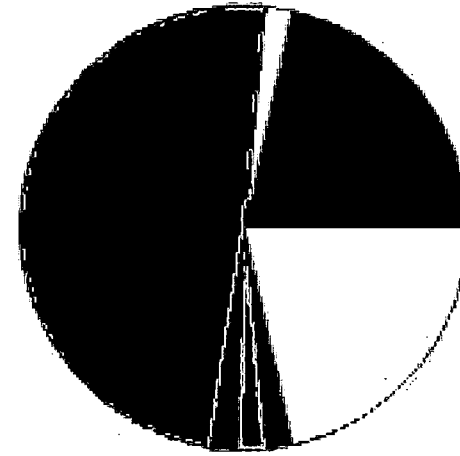
District Totals

Total Gross Value	23,647,496
Homestead Loss	573,235
Other Exemption Loss	541,329
TIF Increment Value	
Retained TIF Value	
Net Assessed Value	22,533,133

Net Assessed Under Protest

* Public Service Protests Values are not included on this report.

Real	Count	Value
Agricultural	430	3,098,452
Commercial	24	193,102
Residential	932	7,062,636
Total Real Value	1,386	10,354,190
Homestead	378	406,668
Veteran	42	641,213
Other	0	0
Total Exempt	451	1,047,881



TIF Increment Value

Net Assessed 9,306,309

Net Assessed Under Protest

Senior Freeze	60	347,379
Capped Parcels	1,085	3,276,387

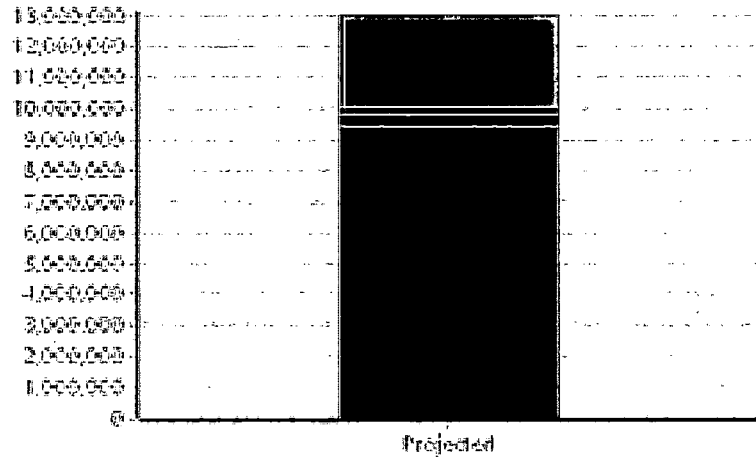
Personal	Count	Value
Agricultural	144	275,704
Commercial	22	162,899
Mobile Home	53	177,194
Total Personal	219	615,797
Total Exempt	3	4,569

TIF Increment Value

Net Assessed 611,228

Net Assessed Under Protest

Public Service	Count	Value
Total PS Value	14	3,057,946
TIF Increment Value		
Net Assessed		3,057,946



District Totals	
Total Gross Value	14,027,933
Homestead Loss	406,668
Other Exemption Loss	645,782
TIF Increment Value	
Retained TIF Value	
Net Assessed Value	12,975,483
Net Assessed Under Protest	

* Public Service Protests Values are not included on this report.

Real	Count	Value
Agricultural	3	27,060
Commercial	1	136
Residential	95	210,860
Total Real Value	99	238,056
Homestead	6	8,000
Veteran	0	0
Other	0	0
Total Exempt	8	8,000

TIF Increment Value

Net Assessed 230,056

Net Assessed Under Protest

Senior Freeze	2	9,547
Capped Parcels	82	264,066

Personal	Count	Value
Agricultural	0	0
Commercial	1	3
Mobile Home	0	0
Total Personal	1	3
Total Exempt	0	0

TIF Increment Value

Net Assessed 3

Net Assessed Under Protest

Public Service	Count	Value
Total PS Value	4	12,076

TIF Increment Value


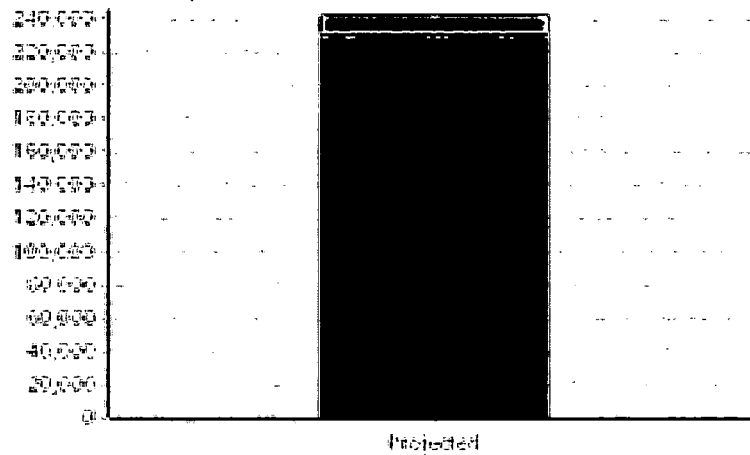

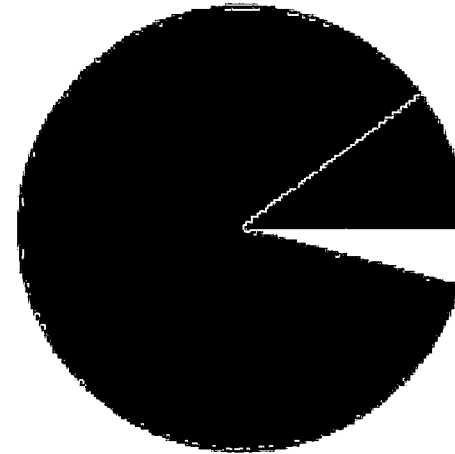
Net Assessed 12,076

District Totals

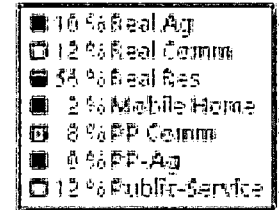
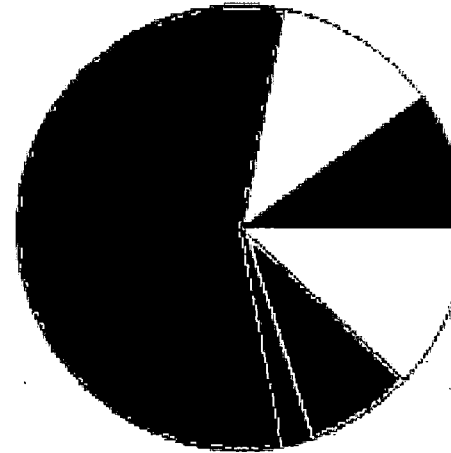
Total Gross Value	250,135
Homestead Loss	8,000
Other Exemption Loss	0
TIF Increment Value	
Retained TIF Value	
Net Assessed Value	242,135

Net Assessed Under Protest

* Public Service Protests Values are not included on this report.



Real	Count	Value
Agricultural	5,009	27,123,888
Commercial	1,384	34,848,787
Residential	23,929	149,722,164
Total Real Value	30,322	211,695,040
Homestead	6,677	7,309,322
Veteran	612	8,140,103
Other	0	0
Total Exempt	7,972	15,449,425



TIF Increment Value

Net Assessed 196,245,615

Net Assessed Under Protest

Senior Freeze	1,112	5,461,151
Capped Parcels	23,854	106,468,769

Personal	Count	Value
Agricultural	1,514	2,557,659
Commercial	1,516	19,838,382
Mobile Home	1,195	3,059,659
Total Personal	4,225	25,455,700
Total Exempt	44	2,432,962

TIF Increment Value

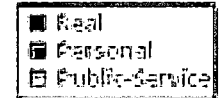
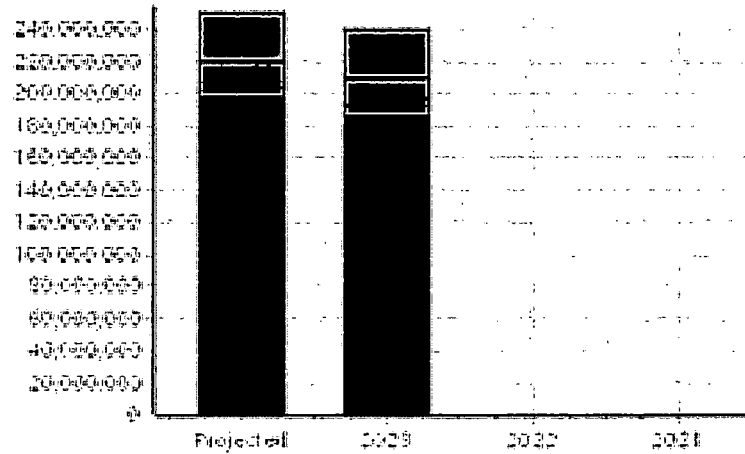
Net Assessed 23,022,738

Net Assessed Under Protest

Public Service	Count	Value
Total PS Value	239	31,113,316

TIF Increment Value

Net Assessed 31,113,316



District Totals

Total Gross Value	268,263,855
Homestead Loss	7,309,322
Other Exemption Loss	10,573,065

TIF Increment Value

Retained TIF Value

Net Assessed Value 250,381,669

Net Assessed Under Protest

* Public Service Protests Values are not included on this report.