

CONTRACT AUDIT

**OKLAHOMA HORSE RACING COMMISSION  
AUDIT REPORT OF GAMING OPERATIONS  
WILL ROGERS DOWNS AND REMINGTON PARK**

February 2015



Oklahoma State  
Auditor & Inspector  
Gary A. Jones, CPA, CFE

**OKLAHOMA HORSE RACING COMMISSION  
AUDIT REPORT OF GAMING OPERATIONS  
WILL ROGERS DOWNS AND REMINGTON PARK  
FEBRUARY 2015**

---

*This publication, issued by the Oklahoma State Auditor and Inspector's Office as authorized by 74 O.S. § 212, has not been printed, but is available on the agency's website ([www.sai.ok.gov](http://www.sai.ok.gov)) and in the Oklahoma Department of Libraries Publications Clearinghouse Digital Collection, pursuant to 74 O.S. § 3105.B.*



# Oklahoma State Auditor & Inspector

2300 N. Lincoln Blvd. • State Capitol, Room 100 • Oklahoma City, OK 73105 • Phone: 405.521.3495 • Fax: 405.521.3426

March 13, 2015

**TO THE MEMBERS OF THE OKLAHOMA  
HORSE RACING COMMISSION**

Transmitted herewith is the Audit Report of Gaming Operations for Will Rogers Downs and Remington Park for the month of February 2015. The report is the result of our monitoring and data accumulation in accordance with the State Auditor and Inspector's contract with the Oklahoma Horse Racing Commission (OHRC) and Title 3A of the Oklahoma Statutes for Gaming.

The goal of the State Auditor and Inspector is to promote accountability and fiscal integrity in state and local government. Maintaining our independence as we provide this service to the taxpayers of Oklahoma is of utmost importance.

We wish to take this opportunity to express our appreciation for the assistance and cooperation extended to our Office during our engagement.

Sincerely,

A handwritten signature in blue ink that reads "Gary A. Jones".

GARY A. JONES, CPA, CFE  
OKLAHOMA STATE AUDITOR & INSPECTOR

**OKLAHOMA HORSE RACING COMMISSION  
Audit Report of Gaming Operations  
Will Rogers Downs and Remington Park  
For the Month of February 2015**

---

**TABLE OF CONTENTS**

	<u>PAGE</u>
STATE AUDITOR AND INSPECTOR LETTER .....	4
TOTAL GAMING REVENUE .....	5
COMPARISON OF PRIOR MONTH AND PRIOR YEAR MONTH.....	6
YEAR TO DATE GAMING TOTALS.....	7
WILL ROGERS DOWNS REVENUE.....	8
REMINGTON PARK REVENUE.....	9
PRIOR TWELVE MONTH GRAPH.....	10



# Oklahoma State Auditor & Inspector

2300 N. Lincoln Blvd. • State Capitol, Room 100 • Oklahoma City, OK 73105 • Phone: 405.521.3495 • Fax: 405.521.3426

## **TO THE MEMBERS OF THE OKLAHOMA HORSE RACING COMMISSION**

We performed an audit in accordance with the OHRC Gaming Contract and Title 3A of the Oklahoma Statutes for Gaming. The information presented in this report is derived from gaming data obtained from the gaming vendors and licensees located at Will Rogers Downs and Remington Park for the month of February 2015.

Because our procedures do not constitute an audit conducted in accordance with generally accepted auditing standards, we do not express such an opinion on the information. This report relates only to this information and does not extend to any financial statements of the racetracks or racinos.

In planning and performing these procedures, we considered the internal control structure of the gaming departments; however, our procedures were substantially less in scope than the procedures we would have applied if we had been engaged to express an opinion on the internal controls. Accordingly, we do not express an opinion on their internal control structure.

Sincerely,

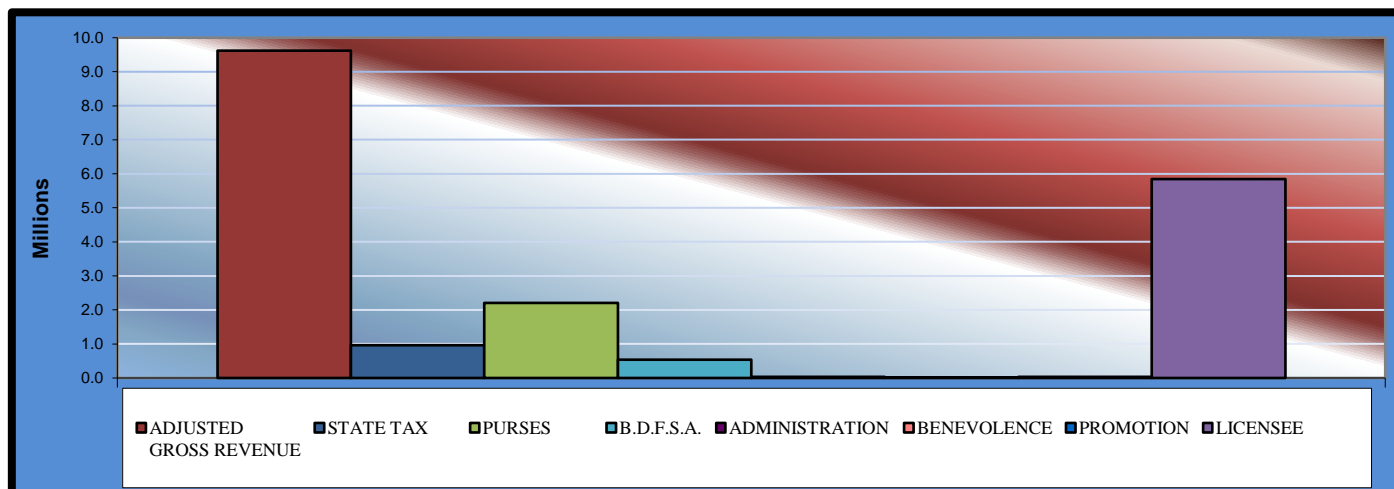
A handwritten signature in blue ink that reads "Gary A. Jones".

**GARY A. JONES, CPA, CFE  
OKLAHOMA STATE AUDITOR & INSPECTOR**

March 13, 2015

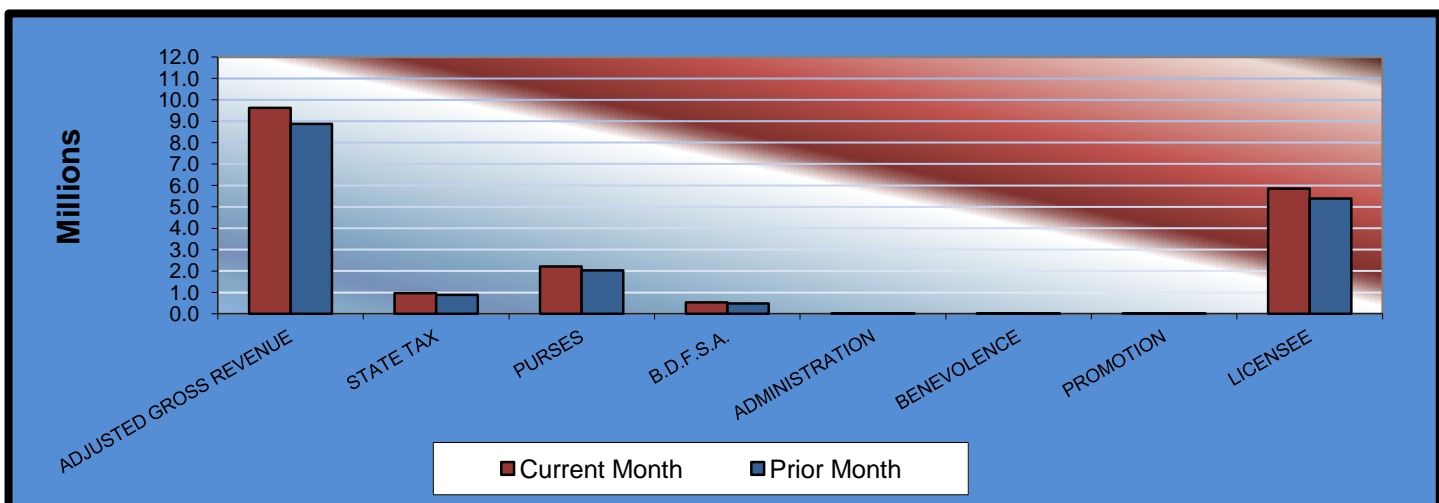
## Gaming at Oklahoma Horse Racing Tracks Will Rogers Downs and Remington Park Total Gaming Revenue February 2015

	<u>TOTAL</u>	<u>WILL ROGERS DOWNS</u>	<u>REMINGTON PARK</u>
Gaming Days This Month	56	28	28
Adjusted Gross Revenue	<u>\$9,620,278.99</u>	<u>\$1,536,244.54</u>	<u>\$8,084,034.45</u>
<b>State Tax</b>			
Higher Education Trust Fund	115,443.32	18,434.91	97,008.41
Education Reform	846,584.54	135,189.51	711,395.03
<b>Purse Fund</b>			
<u>Purses</u>			
Thoroughbred	1,106,835.62	167,066.62	939,769.00
Quarterhorse	976,917.59	152,952.38	823,965.21
Paint & Appaloosa	124,310.25	16,994.69	107,315.56
<u>Breeding Development Fund</u>			
<u>Special Account</u>			
Thoroughbred	262,684.23	20,163.20	242,521.03
Quarterhorse	255,650.29	15,554.47	240,095.82
Paint & Appaloosa	12,641.71	1,728.26	10,913.45
<u>Administration</u>			
Thoroughbred	14,046.36	1,920.31	12,126.05
Quarterhorse	12,641.70	1,728.25	10,913.45
Paint & Appaloosa	1,404.66	192.05	1,212.61
<u>Benevolence</u>			
Thoroughbred	7,023.16	960.13	6,063.03
Quarterhorse	6,320.89	864.17	5,456.72
Paint & Appaloosa	702.33	96.03	606.30
<u>Promotions</u>			
Thoroughbred	14,046.36	1,920.31	12,126.05
Quarterhorse	12,641.70	1,728.25	10,913.45
Paint & Appaloosa	1,404.66	192.05	1,212.61
<b>Licensee</b>	<b>\$5,848,979.62</b>	<b>\$998,558.95</b>	<b>\$4,850,420.67</b>



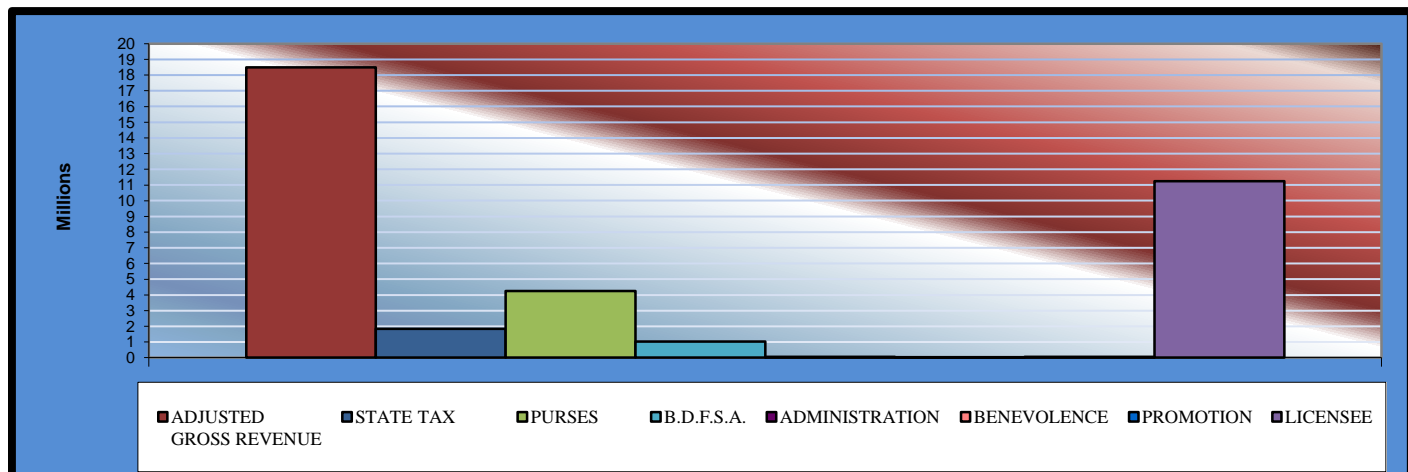
## Gaming at Oklahoma Horse Racing Tracks Will Rogers Downs and Remington Park Comparison of Prior Month and Prior Year Month February 2015

	<u>TOTAL</u>	<u>PRIOR MONTH</u>	<u>% CHANGE</u>	<u>PRIOR YEAR</u>	<u>% CHANGE</u>
Gaming Days	56	62	-9.68%	56	0.00%
Adjusted Gross Revenue	\$9,620,278.99	\$8,877,922.07	8.36%	\$9,640,090.17	-0.21%
<b>State Tax</b>					
Higher Education Trust Fund	115,443.32	106,535.06	8.36%	115,681.08	-0.21%
Education Reform	846,584.54	781,257.14	8.36%	848,327.93	-0.21%
<b>Purse Fund</b>					
<u>Purses</u>					
Thoroughbred	1,106,835.62	1,022,053.28	8.30%	1,109,247.01	-0.22%
Quarterhorse	976,917.59	901,730.58	8.34%	978,970.95	-0.21%
Paint & Appaloosa	124,310.25	114,902.89	8.19%	124,605.22	-0.24%
<u>Breeding Development Fund</u>					
<u>Special Account</u>					
Thoroughbred	262,684.23	243,826.04	7.73%	263,522.38	-0.32%
Quarterhorse	255,650.29	237,560.80	7.61%	256,521.50	-0.34%
Paint & Appaloosa	12,641.71	11,685.04	8.19%	12,671.72	-0.24%
<u>Administration</u>					
Thoroughbred	14,046.36	12,983.37	8.19%	14,079.69	-0.24%
Quarterhorse	12,641.70	11,685.04	8.19%	12,671.72	-0.24%
Paint & Appaloosa	1,404.66	1,298.34	8.19%	1,407.96	-0.23%
<u>Benevolence</u>					
Thoroughbred	7,023.16	6,491.69	8.19%	7,039.86	-0.24%
Quarterhorse	6,320.89	5,842.52	8.19%	6,335.86	-0.24%
Paint & Appaloosa	702.33	649.18	8.19%	703.98	-0.23%
<u>Promotions</u>					
Thoroughbred	14,046.36	12,983.37	8.19%	14,079.69	-0.24%
Quarterhorse	12,641.70	11,685.04	8.19%	12,671.72	-0.24%
Paint & Appaloosa	1,404.66	1,298.34	8.19%	1,407.96	-0.23%
<b>Licensee</b>	\$5,848,979.62	\$5,393,454.35	8.45%	\$5,860,143.94	-0.19%



## Gaming at Oklahoma Horse Racing Tracks Will Rogers Downs and Remington Park Year to Date Gaming Totals February 2015

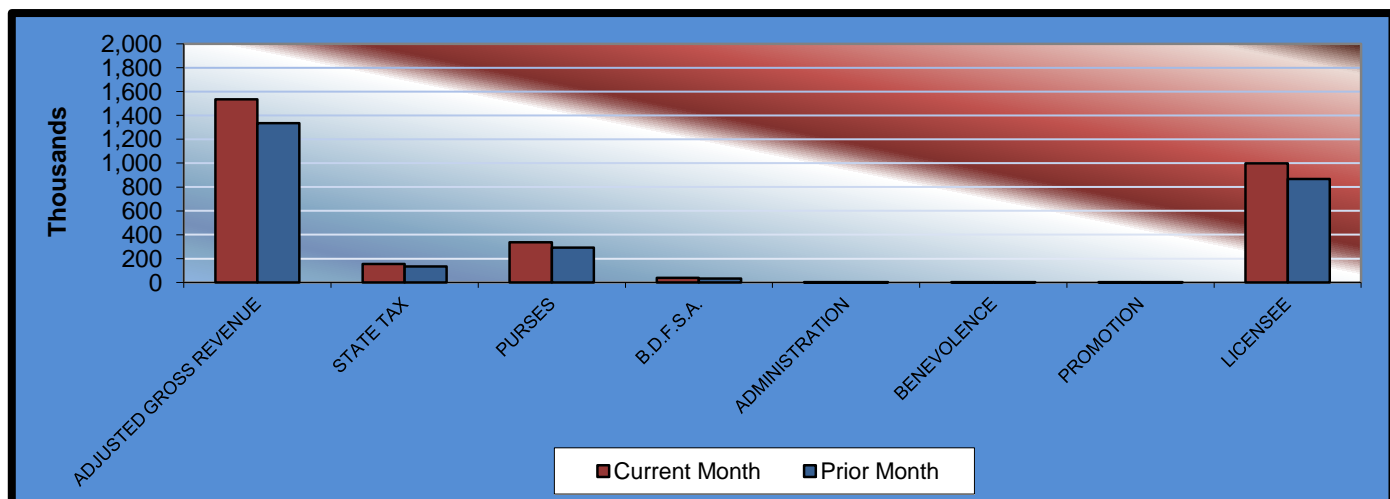
	<u>TOTAL</u>	<u>WILL ROGERS DOWNS</u>	<u>REMINGTON PARK</u>
Gaming Days This Year	118	59	59
Adjusted Gross Revenue	<u>\$18,498,201.06</u>	<u>\$2,870,266.50</u>	<u>\$15,627,934.56</u>
<b>State Tax</b>			
Higher Education Trust Fund	221,978.39	34,443.18	187,535.21
Education Reform	1,627,841.69	252,583.45	1,375,258.24
<b>Purse Fund</b>			
<u>Purses</u>			
Thoroughbred	2,128,888.90	312,141.51	1,816,747.39
Quarterhorse	1,878,648.17	285,770.94	1,592,877.23
Paint & Appaloosa	239,213.14	31,752.31	207,460.83
<u>Breeding Development Fund</u>			
<u>Special Account</u>			
Thoroughbred	506,510.27	37,672.24	468,838.03
Quarterhorse	493,211.09	29,061.44	464,149.65
Paint & Appaloosa	24,326.75	3,229.03	21,097.72
<u>Administration</u>			
Thoroughbred	27,029.72	3,587.83	23,441.89
Quarterhorse	24,326.74	3,229.02	21,097.72
Paint & Appaloosa	2,703.01	358.81	2,344.20
<u>Benevolence</u>			
Thoroughbred	13,514.85	1,793.89	11,720.96
Quarterhorse	12,163.41	1,614.56	10,548.85
Paint & Appaloosa	1,351.49	179.40	1,172.09
<u>Promotions</u>			
Thoroughbred	27,029.72	3,587.83	23,441.89
Quarterhorse	24,326.74	3,229.02	21,097.72
Paint & Appaloosa	2,703.01	358.81	2,344.20
<b>Licensee</b>	<b>\$11,242,433.97</b>	<b>\$1,865,673.23</b>	<b>\$9,376,760.74</b>





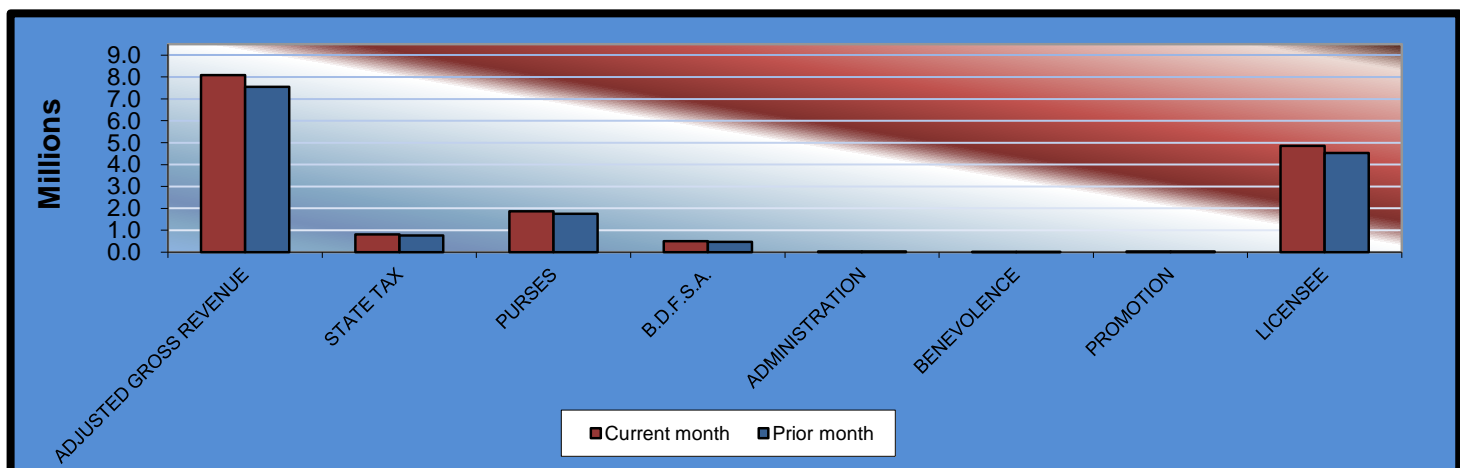
**Gaming at Oklahoma Horse Racing Tracks  
Will Rogers Downs and Remington Park  
Will Rogers Downs Revenue  
February 2015**

<u>Will Rogers Downs</u>	<u>CURRENT MONTH</u>	<u>PRIOR MONTH</u>	<u>% CHANGE</u>	<u>February 2014</u>	<u>% CHANGE</u>
Gaming Days	28	31	-9.68%	28	0.00%
Adjusted Gross Revenue	\$1,536,244.54	\$1,334,021.96	15.16%	\$1,521,796.85	0.95%
<b>State Tax</b>					
Higher Education Trust Fund	18,434.91	16,008.26	15.16%	18,261.56	0.95%
Education Reform	135,189.51	117,393.93	15.16%	133,918.12	0.95%
<b>Purse Fund</b>					
<u>Purses</u>					
Thoroughbred	167,066.62	145,074.89	15.16%	165,495.41	0.95%
Quarterhorse	152,952.38	132,818.56	15.16%	151,513.90	0.95%
Paint & Appaloosa	16,994.69	14,757.62	15.16%	16,834.88	0.95%
Breeding Development Fund					
<u>Special Account</u>					
Thoroughbred	20,163.20	17,509.04	15.16%	19,973.58	0.95%
Quarterhorse	15,554.47	13,506.97	15.16%	15,408.19	0.95%
Paint & Appaloosa	1,728.26	1,500.77	15.16%	1,712.02	0.95%
<u>Administration</u>					
Thoroughbred	1,920.31	1,667.53	15.16%	1,902.25	0.95%
Quarterhorse	1,728.25	1,500.77	15.16%	1,712.02	0.95%
Paint & Appaloosa	192.05	166.75	15.17%	190.22	0.96%
<u>Benevolence</u>					
Thoroughbred	960.13	833.76	15.16%	951.14	0.95%
Quarterhorse	864.17	750.39	15.16%	856.01	0.95%
Paint & Appaloosa	96.03	83.39	15.16%	95.11	0.97%
<u>Promotions</u>					
Thoroughbred	1,920.31	1,667.53	15.16%	1,902.25	0.95%
Quarterhorse	1,728.25	1,500.77	15.16%	1,712.02	0.95%
Paint & Appaloosa	192.05	166.75	15.17%	190.22	0.96%
<b>Licensee</b>	<b>\$998,558.95</b>	<b>\$867,114.28</b>	<b>15.16%</b>	<b>\$989,167.95</b>	<b>0.95%</b>

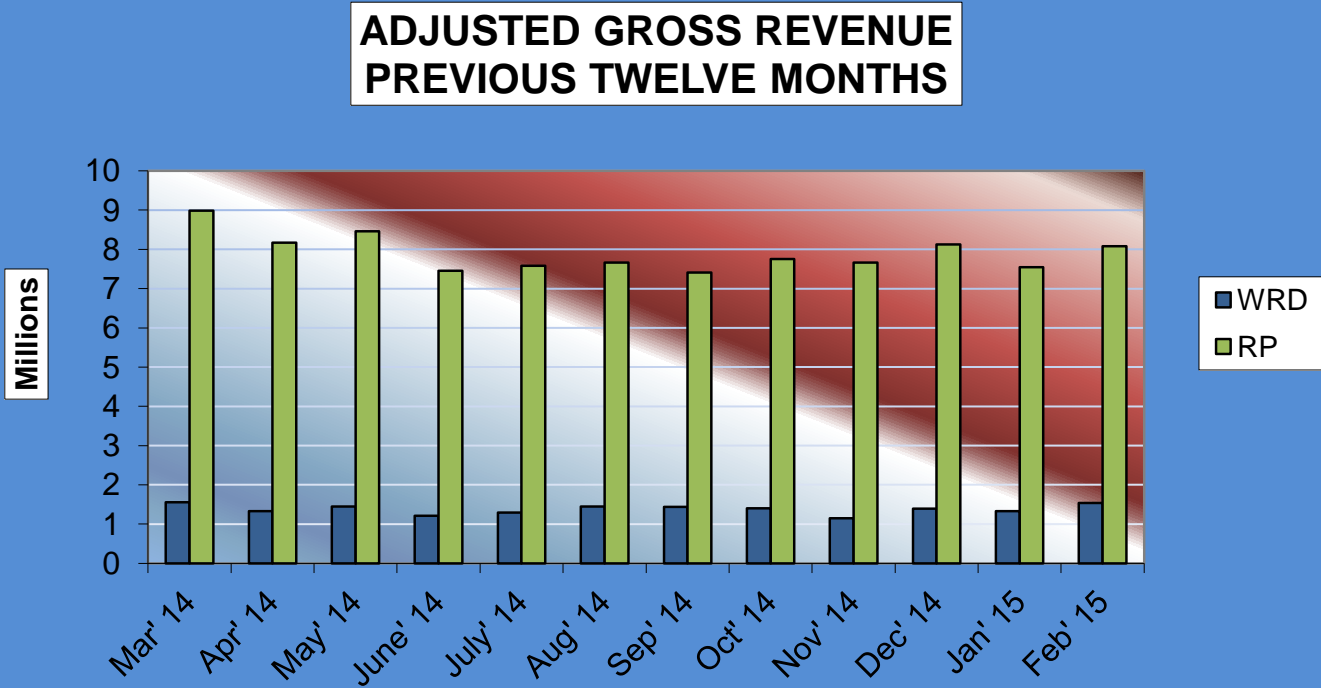


**Gaming at Oklahoma Horse Racing Tracks  
Will Rogers Downs and Remington Park  
Remington Park Revenue  
February 2015**

<u>Remington Park</u>	<u>CURRENT MONTH</u>	<u>PRIOR MONTH</u>	<u>% CHANGE</u>	<u>February 2014</u>	<u>% CHANGE</u>
Gaming Days	28	31	-9.68%	28	0.00%
Adjusted Gross Revenue	\$8,084,034.45	\$7,543,900.11	7.16%	\$8,118,293.32	-0.42%
<b>State Tax</b>					
Higher Education Trust Fund	97,008.41	90,526.80	7.16%	97,419.52	-0.42%
Education Reform	711,395.03	663,863.21	7.16%	714,409.81	-0.42%
<b>Purse Fund</b>					
<u>Purses</u>					
Thoroughbred	939,769.00	876,978.39	7.16%	943,751.60	-0.42%
Quarterhorse	823,965.21	768,912.02	7.16%	827,457.05	-0.42%
Paint & Appaloosa	107,315.56	100,145.27	7.16%	107,770.34	-0.42%
Breeding Development Fund					
<u>Special Account</u>					
Thoroughbred	242,521.03	226,317.00	7.16%	243,548.80	-0.42%
Quarterhorse	240,095.82	224,053.83	7.16%	241,113.31	-0.42%
Paint & Appaloosa	10,913.45	10,184.27	7.16%	10,959.70	-0.42%
<u>Administration</u>					
Thoroughbred	12,126.05	11,315.84	7.16%	12,177.44	-0.42%
Quarterhorse	10,913.45	10,184.27	7.16%	10,959.70	-0.42%
Paint & Appaloosa	1,212.61	1,131.59	7.16%	1,217.74	-0.42%
<u>Benevolence</u>					
Thoroughbred	6,063.03	5,657.93	7.16%	6,088.72	-0.42%
Quarterhorse	5,456.72	5,092.13	7.16%	5,479.85	-0.42%
Paint & Appaloosa	606.30	565.79	7.16%	608.87	-0.42%
<u>Promotions</u>					
Thoroughbred	12,126.05	11,315.84	7.16%	12,177.44	-0.42%
Quarterhorse	10,913.45	10,184.27	7.16%	10,959.70	-0.42%
Paint & Appaloosa	1,212.61	1,131.59	7.16%	1,217.74	-0.42%
<b>Licensee</b>	\$4,850,420.67	\$4,526,340.07	7.16%	\$4,870,975.99	-0.42%



Gaming at Oklahoma Horse Racing Tracks  
Will Rogers Downs and Remington Park  
Prior Twelve Month Graph  
February 2015





**OFFICE OF THE STATE AUDITOR & INSPECTOR**  
2300 N. LINCOLN BOULEVARD, ROOM 100  
OKLAHOMA CITY, OK 73105-4896

[WWW.SAI.OK.GOV](http://WWW.SAI.OK.GOV)