

CONTRACT AUDIT

**OKLAHOMA HORSE RACING COMMISSION
AUDIT REPORT OF GAMING OPERATIONS
WILL ROGERS DOWNS AND REMINGTON PARK**

January 2014



Oklahoma State
Auditor & Inspector
Gary A. Jones, CPA, CFE

**OKLAHOMA HORSE RACING COMMISSION
AUDIT REPORT OF GAMING OPERATIONS
WILL ROGERS DOWNS AND REMINGTON PARK
JANUARY 2014**

This publication, issued by the Oklahoma State Auditor and Inspector's Office as authorized by 74 O.S. § 212, has not been printed, but is available on the agency's website (www.sai.ok.gov) and in the Oklahoma Department of Libraries Publications Clearinghouse Digital Collection, pursuant to 74 O.S. § 3105.B.



Oklahoma State Auditor & Inspector

2300 N. Lincoln Blvd. • State Capitol, Room 100 • Oklahoma City, OK 73105 • Phone: 405.521.3495 • Fax: 405.521.3426

February 13, 2014

**TO THE MEMBERS OF THE OKLAHOMA
HORSE RACING COMMISSION**

Transmitted herewith is the Audit Report of Gaming Operations for Will Rogers Downs and Remington Park for the month of January 2014. The report is the result of our monitoring and data accumulation in accordance with the State Auditor and Inspector's contract with the Oklahoma Horse Racing Commission (OHRC) and Title 3A of the Oklahoma Statutes for Gaming.

The goal of the State Auditor and Inspector is to promote accountability and fiscal integrity in state and local government. Maintaining our independence as we provide this service to the taxpayers of Oklahoma is of utmost importance.

We wish to take this opportunity to express our appreciation for the assistance and cooperation extended to our Office during our engagement.

Sincerely,

A handwritten signature in blue ink that reads "Gary A. Jones".

GARY A. JONES, CPA, CFE
OKLAHOMA STATE AUDITOR & INSPECTOR

**OKLAHOMA HORSE RACING COMMISSION
Audit Report of Gaming Operations
Will Rogers Downs and Remington Park
For the Month of January 2014**

TABLE OF CONTENTS

	<u>PAGE</u>
STATE AUDITOR AND INSPECTOR LETTER	4
TOTAL GAMING REVENUE	5
COMPARISON OF PRIOR MONTH AND PRIOR YEAR MONTH.....	6
WILL ROGERS DOWNS REVENUE.....	7
REMINGTON PARK REVENUE.....	8
PRIOR TWELVE MONTH GRAPH.....	9



Oklahoma State Auditor & Inspector

2300 N. Lincoln Blvd. • State Capitol, Room 100 • Oklahoma City, OK 73105 • Phone: 405.521.3495 • Fax: 405.521.3426

**TO THE MEMBERS OF THE OKLAHOMA
HORSE RACING COMMISSION**

We performed an audit in accordance with the OHRC Gaming Contract and Title 3A of the Oklahoma Statutes for Gaming. The information presented in this report is derived from gaming data obtained from the gaming vendors and licensees located at Will Rogers Downs and Remington Park for the month of January 2014.

Because our procedures do not constitute an audit conducted in accordance with generally accepted auditing standards, we do not express such an opinion on the information. This report relates only to this information and does not extend to any financial statements of the racetracks or racinos.

In planning and performing these procedures, we considered the internal control structure of the gaming departments; however, our procedures were substantially less in scope than the procedures we would have applied if we had been engaged to express an opinion on the internal controls. Accordingly, we do not express an opinion on their internal control structure.

Sincerely,

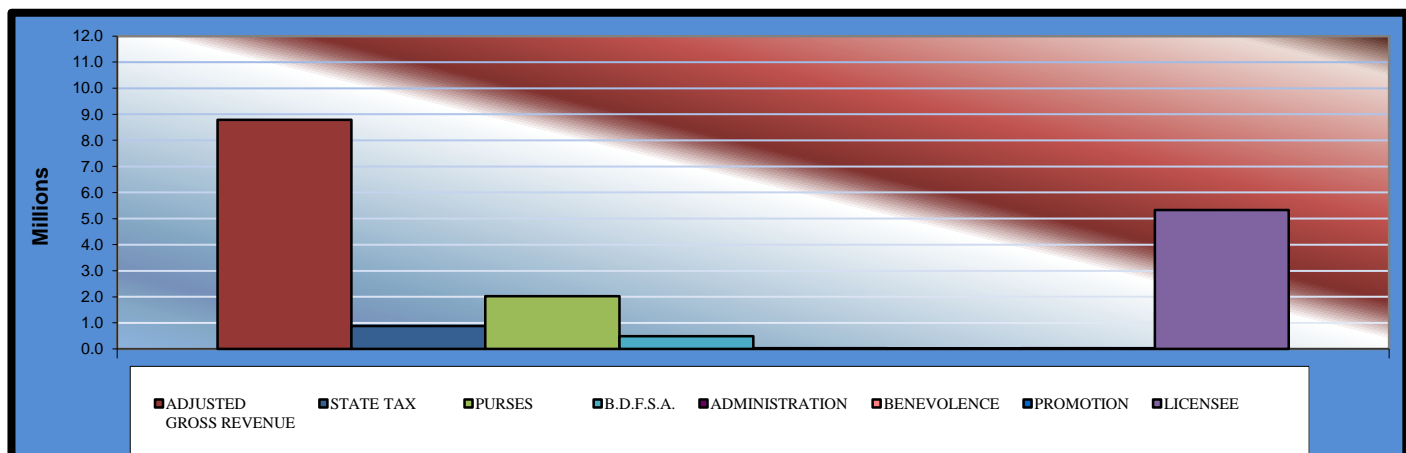
A handwritten signature in blue ink, appearing to read "Gary A. Jones".

GARY A. JONES, CPA, CFE
OKLAHOMA STATE AUDITOR & INSPECTOR

February 13, 2014

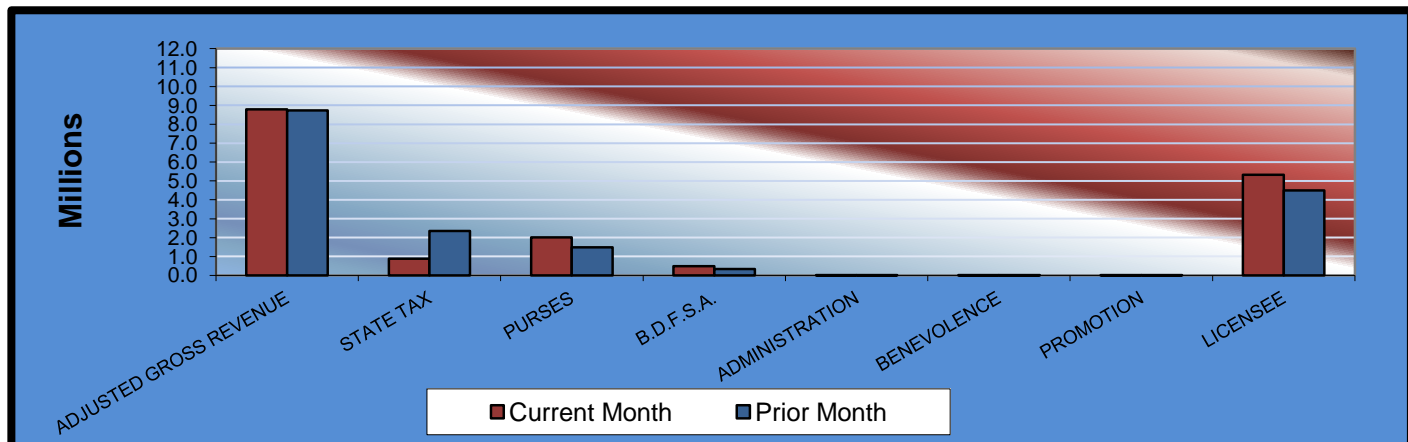
OKLAHOMA STATE AUDITOR & INSPECTOR GAMING AT OKLAHOMA HORSE RACING TRACKS JANUARY 2014

	<u>TOTAL</u>	<u>WILL ROGERS DOWNS</u>	<u>REMINGTON PARK</u>
Gaming Days This Month	62	31	31
Opening Date		12/09/05	11/21/05
Adjusted Gross Revenue	<u>\$8,781,630.67</u>	<u>\$1,196,748.76</u>	<u>\$7,584,881.91</u>
State Tax			
Higher Education Trust Fund	105,379.57	14,360.99	91,018.58
Education Reform	772,783.50	105,313.89	667,469.61
Purse Fund			
<u>Purses</u>			
Thoroughbred	1,011,888.94	130,146.42	881,742.52
Quarterhorse	892,240.39	119,151.30	773,089.09
Paint & Appaloosa	113,928.35	13,239.04	100,689.31
Breeding Development Fund			
<u>Special Account</u>			
Thoroughbred	243,253.79	15,707.33	227,546.46
Quarterhorse	237,388.07	12,117.08	225,270.99
Paint & Appaloosa	11,585.93	1,346.34	10,239.59
<u>Administration</u>			
Thoroughbred	12,873.26	1,495.94	11,377.32
Quarterhorse	11,585.93	1,346.34	10,239.59
Paint & Appaloosa	1,287.32	149.59	1,137.73
<u>Benevolence</u>			
Thoroughbred	6,436.63	747.97	5,688.66
Quarterhorse	5,792.97	673.17	5,119.80
Paint & Appaloosa	643.67	74.80	568.87
<u>Promotions</u>			
Thoroughbred	12,873.26	1,495.94	11,377.32
Quarterhorse	11,585.93	1,346.34	10,239.59
Paint & Appaloosa	1,287.32	149.59	1,137.73
Licensee	<u>\$5,328,815.84</u>	<u>\$777,886.69</u>	<u>\$4,550,929.15</u>



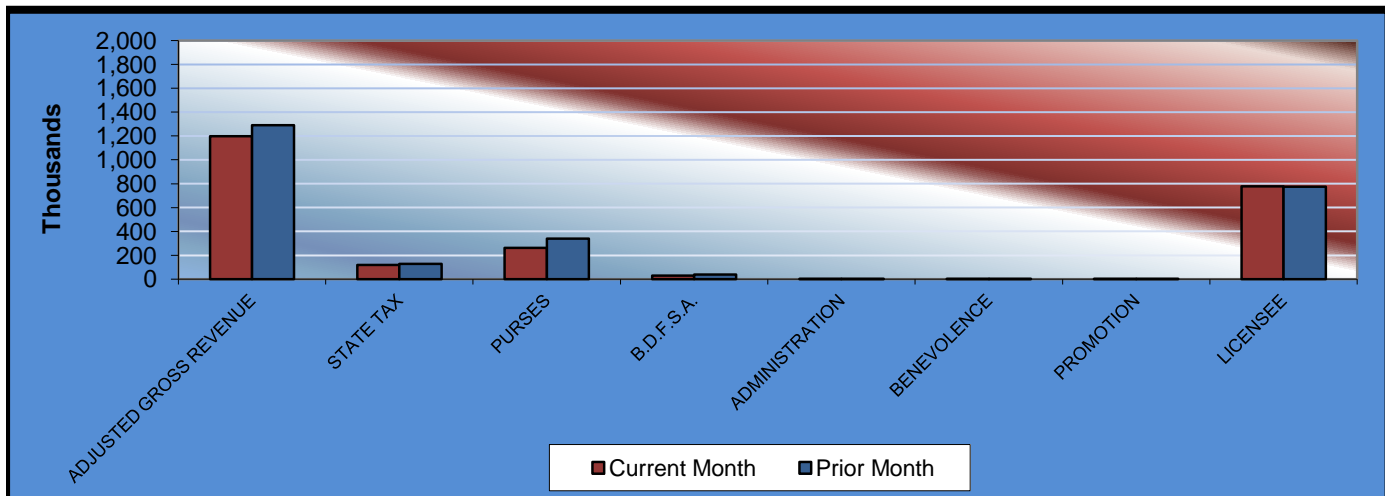
OKLAHOMA STATE AUDITOR & INSPECTOR GAMING AT OKLAHOMA HORSE RACING TRACKS JANUARY 2014

	<u>TOTAL</u>	<u>PRIOR MONTH</u>	<u>% CHANGE</u>	<u>PRIOR YEAR</u>	<u>% CHANGE</u>
Gaming Days	62	62	0.00%	62	0.00%
Opening Date					
Adjusted Gross Revenue	\$8,781,630.67	\$8,723,835.60	0.66%	\$8,876,776.93	-1.07%
State Tax					
Higher Education Trust Fund	105,379.57	283,056.92	-62.77%	106,521.32	-1.07%
Education Reform	772,783.50	2,075,750.73	-62.77%	781,156.37	-1.07%
Purse Fund					
<u>Purses</u>					
Thoroughbred	1,011,888.94	744,558.17	35.90%	1,042,682.38	-2.95%
Quarterhorse	892,240.39	659,340.24	35.32%	901,194.00	-0.99%
Paint & Appaloosa	113,928.35	82,921.78	37.39%	114,494.49	-0.49%
Breeding Development Fund					
<u>Special Account</u>					
Thoroughbred	243,253.79	168,986.92	43.95%	218,697.58	11.23%
Quarterhorse	237,388.07	162,850.32	45.77%	234,047.96	1.43%
Paint & Appaloosa	11,585.93	8,432.73	37.39%	11,643.51	-0.49%
<u>Administration</u>					
Thoroughbred	12,873.26	9,369.69	37.39%	12,937.23	-0.49%
Quarterhorse	11,585.93	8,432.73	37.39%	11,643.51	-0.49%
Paint & Appaloosa	1,287.32	936.97	37.39%	1,293.72	-0.49%
<u>Benevolence</u>					
Thoroughbred	6,436.63	4,684.85	37.39%	6,468.62	-0.49%
Quarterhorse	5,792.97	4,216.35	37.39%	5,821.75	-0.49%
Paint & Appaloosa	643.67	468.49	37.39%	646.86	-0.49%
<u>Promotions</u>					
Thoroughbred	12,873.26	9,369.69	37.39%	12,937.23	-0.49%
Quarterhorse	11,585.93	8,432.73	37.39%	11,643.51	-0.49%
Paint & Appaloosa	1,287.32	936.97	37.39%	1,293.72	-0.49%
Licensee	\$5,328,815.84	\$4,491,089.32	18.65%	\$5,401,653.17	-1.35%



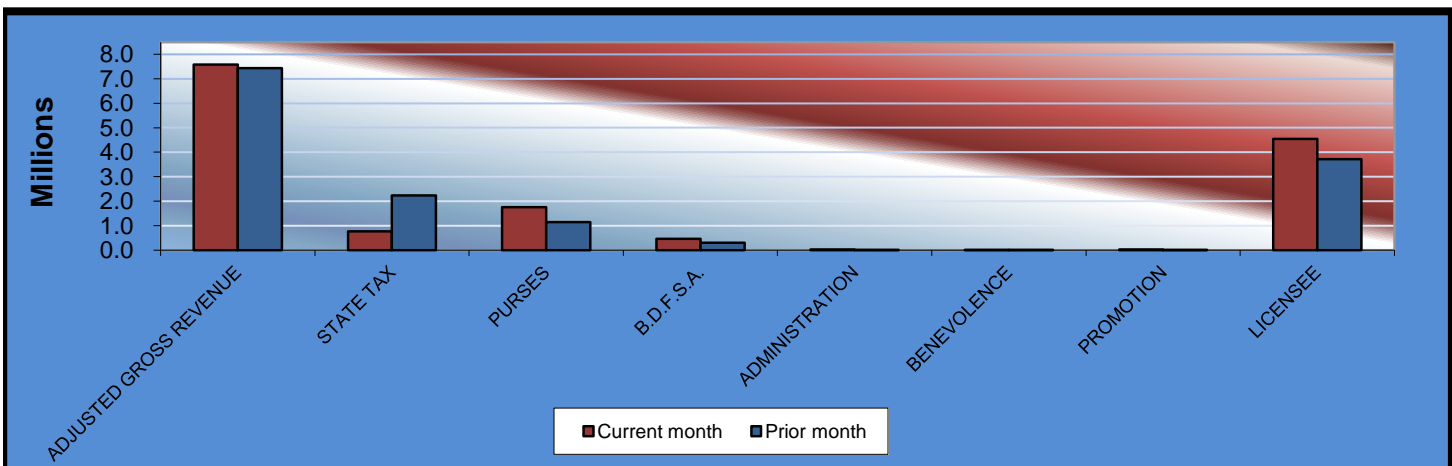
OKLAHOMA STATE AUDITOR & INSPECTOR GAMING AT OKLAHOMA HORSE RACING TRACKS JANUARY 2014

<u>Will Rogers Downs</u>	<u>CURRENT MONTH</u>	<u>PRIOR MONTH</u>	<u>% CHANGE</u>	<u>January 2013</u>	<u>% CHANGE</u>
Gaming Days	31	31	0.00%	31	0.00%
Opening Date	12/09/05				
Adjusted Gross Revenue	\$ 1,196,748.76	\$1,291,715.16	-7.35%	\$1,511,740.39	-20.84%
State Tax					
Higher Education Trust Fund	14,360.99	15,500.58	-7.35%	18,140.88	-20.84%
Education Reform	105,313.89	113,670.93	-7.35%	133,033.15	-20.84%
Purse Fund					
<u>Purses</u>					
Thoroughbred	130,146.42	168,568.84	-22.79%	164,401.77	-20.84%
Quarterhorse	119,151.30	154,327.66	-22.79%	150,512.65	-20.84%
Paint & Appaloosa	13,239.04	17,147.51	-22.79%	16,723.63	-20.84%
<u>Breeding Development Fund</u>					
<u>Special Account</u>					
Thoroughbred	15,707.33	20,344.51	-22.79%	19,841.59	-20.84%
Quarterhorse	12,117.08	15,694.34	-22.79%	15,306.37	-20.84%
Paint & Appaloosa	1,346.34	1,743.82	-22.79%	1,700.71	-20.84%
<u>Administration</u>					
Thoroughbred	1,495.94	1,937.57	-22.79%	1,889.68	-20.84%
Quarterhorse	1,346.34	1,743.82	-22.79%	1,700.71	-20.84%
Paint & Appaloosa	149.59	193.76	-22.80%	188.97	-20.84%
<u>Benevolence</u>					
Thoroughbred	747.97	968.79	-22.79%	944.84	-20.84%
Quarterhorse	673.17	871.90	-22.79%	850.35	-20.84%
Paint & Appaloosa	74.80	96.88	-22.79%	94.48	-20.83%
<u>Promotions</u>					
Thoroughbred	1,495.94	1,937.57	-22.79%	1,889.68	-20.84%
Quarterhorse	1,346.34	1,743.82	-22.79%	1,700.71	-20.84%
Paint & Appaloosa	149.59	193.76	-22.80%	188.97	-20.84%
Licensee	\$ 777,886.69	\$775,029.10	0.37%	\$982,631.25	-20.84%

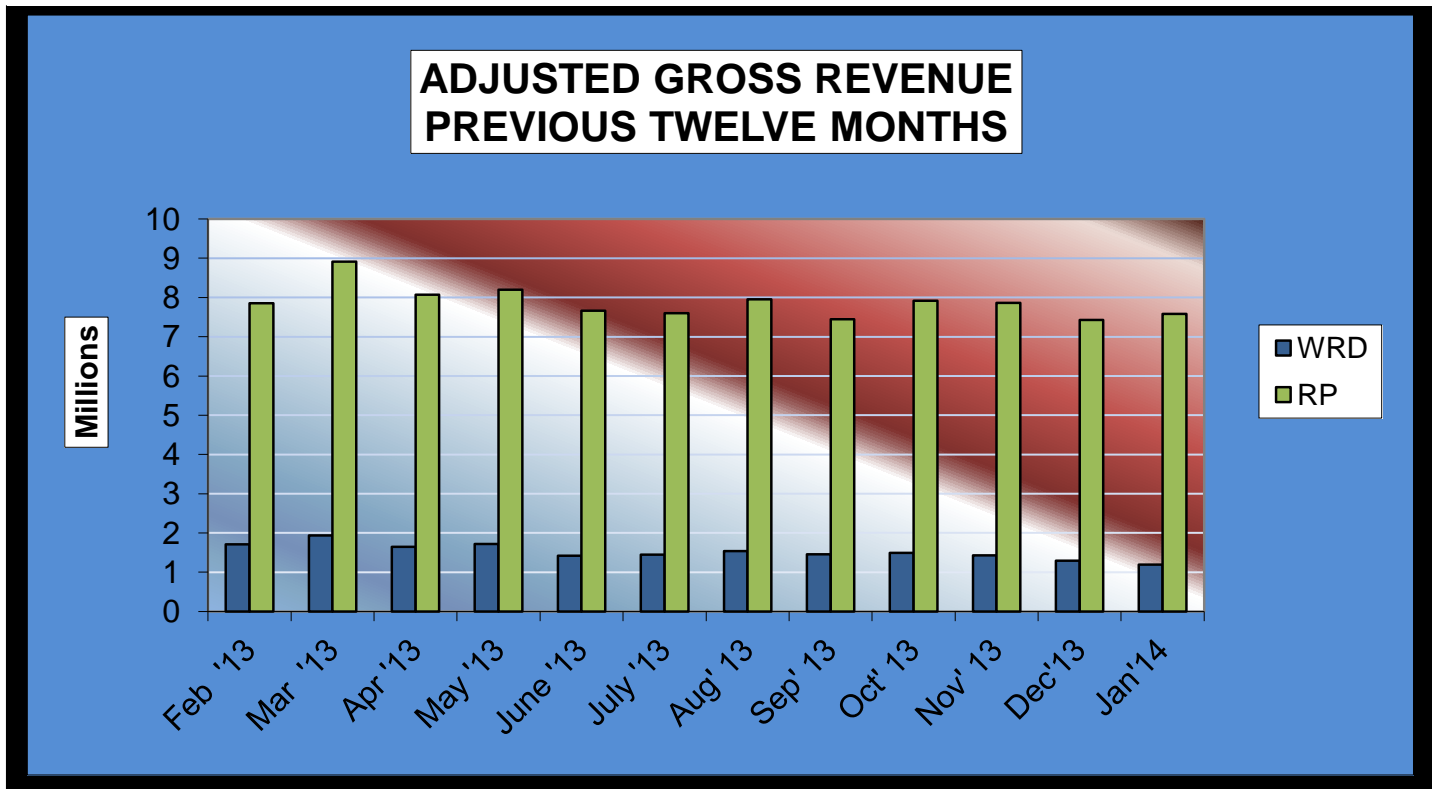


OKLAHOMA STATE AUDITOR & INSPECTOR GAMING AT OKLAHOMA HORSE RACING TRACKS JANUARY 2014

<u>Remington Park</u>	<u>CURRENT MONTH</u>	<u>PRIOR MONTH</u>	<u>% CHANGE</u>	<u>January 2013</u>	<u>% CHANGE</u>
Gaming Days	31	31	0.00%	31	0.00%
Opening Date	11/21/05				
Adjusted Gross Revenue	7,584,881.91	7,432,120.44	2.06%	\$7,365,036.54	2.98%
State Tax					
Higher Education Trust Fund	91,018.58	267,556.34	-65.98%	88,380.44	2.98%
Education Reform	667,469.61	1,962,079.80	-65.98%	648,123.22	2.98%
Purse Fund					
<u>Purses</u>					
Thoroughbred	881,742.52	575,989.33	53.08%	878,280.61	0.39%
Quarterhorse	773,089.09	505,012.58	53.08%	750,681.35	2.98%
Paint & Appaloosa	100,689.31	65,774.27	53.08%	97,770.86	2.98%
<u>Breeding Development Fund</u>					
<u>Special Account</u>					
Thoroughbred	227,546.46	148,642.41	53.08%	198,855.99	14.43%
Quarterhorse	225,270.99	147,155.98	53.08%	218,741.59	2.98%
Paint & Appaloosa	10,239.59	6,688.91	53.08%	9,942.80	2.98%
<u>Administration</u>					
Thoroughbred	11,377.32	7,432.12	53.08%	11,047.55	2.99%
Quarterhorse	10,239.59	6,688.91	53.08%	9,942.80	2.98%
Paint & Appaloosa	1,137.73	743.21	53.08%	1,104.75	2.99%
<u>Benevolence</u>					
Thoroughbred	5,688.66	3,716.06	53.08%	5,523.78	2.98%
Quarterhorse	5,119.80	3,344.45	53.08%	4,971.40	2.99%
Paint & Appaloosa	568.87	371.61	53.08%	552.38	2.99%
<u>Promotions</u>					
Thoroughbred	11,377.32	7,432.12	53.08%	11,047.55	2.99%
Quarterhorse	10,239.59	6,688.91	53.08%	9,942.80	2.98%
Paint & Appaloosa	1,137.73	743.21	53.08%	1,104.75	2.99%
Licensee	4,550,929.15	3,716,060.22	22.47%	\$4,419,021.92	2.98%



OKLAHOMA STATE AUDITOR & INSPECTOR
GAMING AT OKLAHOMA HORSE RACING TRACKS
JANUARY 2014





OFFICE OF THE STATE AUDITOR & INSPECTOR
2300 N. LINCOLN BOULEVARD, ROOM 100
OKLAHOMA CITY, OK 73105-4896

WWW.SAI.OK.GOV