

STATISTICAL AUDIT

**OKLAHOMA HORSE RACING COMMISSION  
STATISTICAL REPORT OF GAMING OPERATIONS  
WILL ROGERS DOWNS AND REMINGTON PARK**

November 2012



*Independently serving the citizens of  
Oklahoma by promoting the  
accountability and fiscal integrity of  
governmental funds.*



Oklahoma State  
Auditor & Inspector  
Gary A. Jones, CPA, CFE

**OKLAHOMA HORSE RACING COMMISSION  
STATISTICAL REPORT OF GAMING OPERATIONS  
WILL ROGERS DOWNS AND REMINGTON PARK  
NOVEMBER 2012**

---

*This publication, issued by the Oklahoma State Auditor and Inspector's Office as authorized by 74 O.S. § 212, has not been printed, but is available on the agency's website ([www.sai.ok.gov](http://www.sai.ok.gov)) and in the Oklahoma Department of Libraries Publications Clearinghouse Digital Collection, pursuant to 74 O.S. § 3105.B.*



# Oklahoma State Auditor & Inspector

2300 N. Lincoln Blvd. • State Capitol, Room 100 • Oklahoma City, OK 73105 • Phone: 405.521.3495 • Fax: 405.521.3426

December 14, 2012

**TO THE MEMBERS OF THE OKLAHOMA  
HORSE RACING COMMISSION**

Transmitted herewith is the Statistical Report of Gaming Operations for Will Rogers Downs and Remington Park for the month of November 2012. The report is the result of our monitoring and data accumulation in accordance with the State Auditor and Inspector's contract with the Oklahoma Horse Racing Commission.

The goal of the State Auditor and Inspector is to promote accountability and fiscal integrity in state and local government. Maintaining our independence as we provide this service to the taxpayers of Oklahoma is of utmost importance.

We wish to take this opportunity to express our appreciation for the assistance and cooperation extended to our Office during our engagement.

Sincerely,

A handwritten signature in blue ink that reads "Gary A. Jones".

GARY A. JONES, CPA, CFE  
OKLAHOMA STATE AUDITOR & INSPECTOR

**OKLAHOMA HORSE RACING COMMISSION  
STATISTICAL REPORT OF GAMING OPERATIONS  
WILL ROGERS DOWNS AND REMINGTON PARK  
FOR THE MONTH OF NOVEMBER 2012**

---

**TABLE OF CONTENTS**

|   | <u>PAGE</u> |
|---|-------------|
| STATE AUDITOR AND INSPECTOR LETTER .....      | 4           |
| STATISTICAL REPORT OF GAMING OPERATIONS ..... | 5           |



# Oklahoma State Auditor & Inspector

2300 N. Lincoln Blvd. • State Capitol, Room 100 • Oklahoma City, OK 73105 • Phone: 405.521.3495 • Fax: 405.521.3426

## **TO THE MEMBERS OF THE OKLAHOMA HORSE RACING COMMISSION**

We compiled the information presented in this report from the statistical data obtained from the gaming vendors and licensees located at Will Rogers Downs and Remington Park for the month of November 2012.

We were not engaged to perform an audit in accordance with generally accepted auditing standards, the objective of which would be the expression of an opinion on specified elements or accounts. Accordingly, we do not express such an opinion. This report relates only to the procedures specified above and does not extend to any financial statements of the racetracks or racinos taken as a whole.

In planning and performing these procedures, we considered the internal control structure of the gaming departments; however, our procedures were substantially less in scope than the procedures we would have applied if we had been engaged to express an opinion on the internal controls. Accordingly, we do not express an opinion on their internal control structure.

Sincerely,

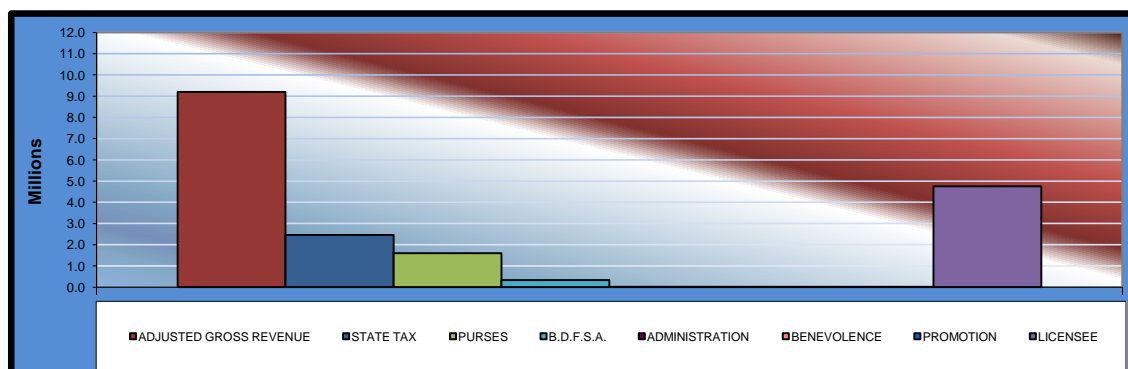
A handwritten signature in blue ink, appearing to read "Gary A. Jones", is written over a horizontal line.

**GARY A. JONES, CPA, CFE  
OKLAHOMA STATE AUDITOR & INSPECTOR**

December 14, 2012

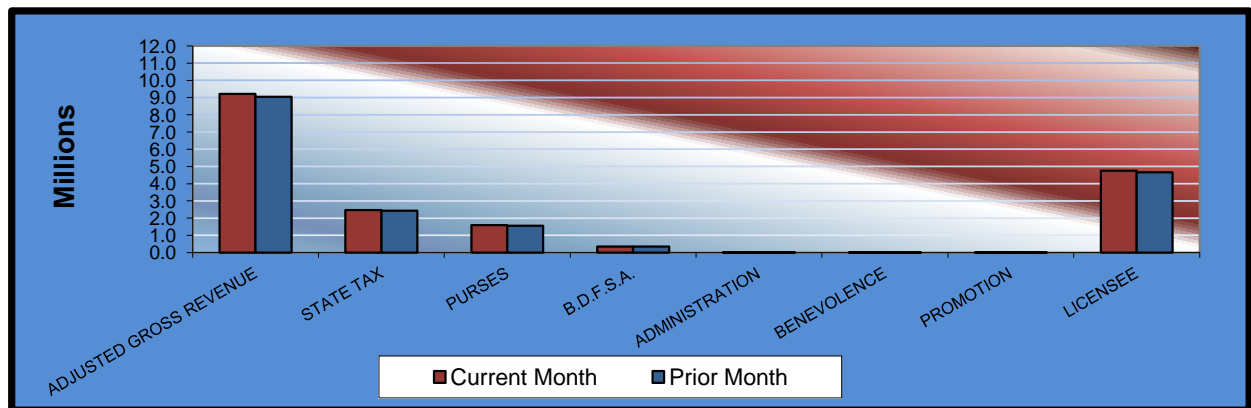
**OKLAHOMA STATE AUDITOR & INSPECTOR  
GAMING AT OKLAHOMA HORSE RACING TRACKS  
NOVEMBER 2012**

|                             | <u>TOTAL</u>          | <u>WILL<br/>ROGERS<br/>DOWNS</u> | <u>REMINGTON<br/>PARK</u> |
|-----------------------------|-----------------------|----------------------------------|---------------------------|
| Gaming Days This Month      | 60                    | 30                               | 30                        |
| Opening Date                |                       | 12/09/05                         | 11/21/05                  |
| <br>                        |                       |                                  |                           |
| Adjusted Gross Revenue      | <u>\$9,207,468.46</u> | <u>\$1,514,250.44</u>            | <u>\$7,693,218.02</u>     |
| <b>State Tax</b>            |                       |                                  |                           |
| Higher Education Trust Fund | 295,126.85            | 18,171.00                        | 276,955.85                |
| Education Reform            | 2,164,263.60          | 133,254.04                       | 2,031,009.56              |
| <b>Purse Fund</b>           |                       |                                  |                           |
| <u>Purses</u>               |                       |                                  |                           |
| Thoroughbred                | 809,220.50            | 197,609.68                       | 611,610.82                |
| Quarterhorse                | 703,669.23            | 180,915.07                       | 522,754.16                |
| Paint & Appaloosa           | 88,186.65             | 20,101.67                        | 68,084.98                 |
| Breeding Development Fund   |                       |                                  |                           |
| <u>Special Account</u>      |                       |                                  |                           |
| Thoroughbred                | 162,327.36            | 23,849.44                        | 138,477.92                |
| Quarterhorse                | 170,723.86            | 18,398.14                        | 152,325.72                |
| Paint & Appaloosa           | 8,968.14              | 2,044.24                         | 6,923.90                  |
| <u>Administration</u>       |                       |                                  |                           |
| Thoroughbred                | 9,964.60              | 2,271.38                         | 7,693.22                  |
| Quarterhorse                | 8,968.14              | 2,044.24                         | 6,923.90                  |
| Paint & Appaloosa           | 996.46                | 227.14                           | 769.32                    |
| <u>Benevolence</u>          |                       |                                  |                           |
| Thoroughbred                | 4,982.30              | 1,135.69                         | 3,846.61                  |
| Quarterhorse                | 4,484.07              | 1,022.12                         | 3,461.95                  |
| Paint & Appaloosa           | 498.23                | 113.57                           | 384.66                    |
| <u>Promotions</u>           |                       |                                  |                           |
| Thoroughbred                | 9,964.60              | 2,271.38                         | 7,693.22                  |
| Quarterhorse                | 8,968.14              | 2,044.24                         | 6,923.90                  |
| Paint & Appaloosa           | 996.46                | 227.14                           | 769.32                    |
| <br>                        |                       |                                  |                           |
| <b>Licensee</b>             | <b>\$4,755,159.27</b> | <b>\$908,550.26</b>              | <b>\$3,846,609.01</b>     |



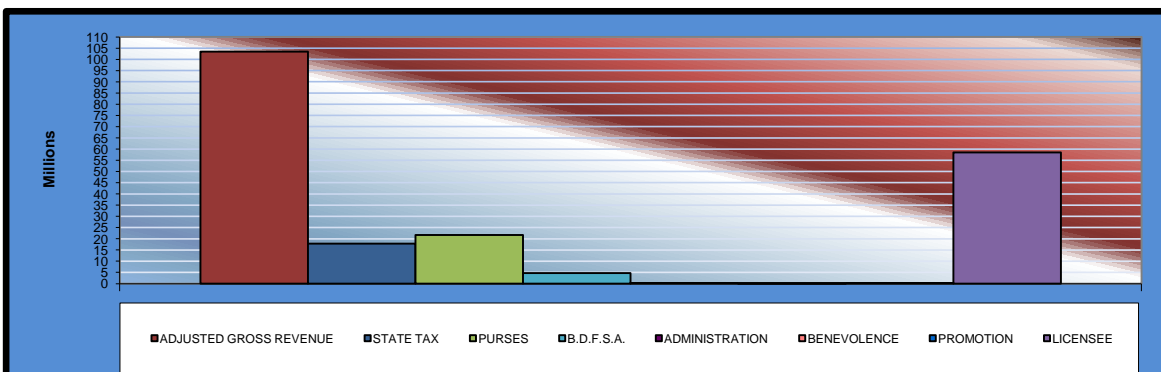
**OKLAHOMA STATE AUDITOR & INSPECTOR  
GAMING AT OKLAHOMA HORSE RACING TRACKS  
NOVEMBER 2012**

|                             | <u>TOTAL</u>   | <u>PRIOR MONTH</u> | <u>% CHANGE</u> | <u>PRIOR YEAR</u> | <u>% CHANGE</u> |
|-----------------------------|----------------|--------------------|-----------------|-------------------|-----------------|
| Gaming Days                 | 60             | 62                 | -3.23%          | 60                | 0.00%           |
| Opening Date                |                |                    |                 |                   |                 |
| Adjusted Gross Revenue      | \$9,207,468.46 | \$9,042,547.29     | 1.82%           | \$8,479,810.77    | 8.58%           |
| <b>State Tax</b>            |                |                    |                 |                   |                 |
| Higher Education Trust Fund | 295,126.85     | 292,406.32         | 0.93%           | 266,250.88        | 10.85%          |
| Education Reform            | 2,164,263.60   | 2,144,313.00       | 0.93%           | 1,952,506.41      | 10.85%          |
| <b>Purse Fund</b>           |                |                    |                 |                   |                 |
| <u>Purses</u>               |                |                    |                 |                   |                 |
| Thoroughbred                | 809,220.50     | 787,999.48         | 2.69%           | 757,067.37        | 6.89%           |
| Quarterhorse                | 703,669.23     | 683,568.98         | 2.94%           | 659,979.16        | 6.62%           |
| Paint & Appaloosa           | 88,186.65      | 86,134.03          | 2.38%           | 82,241.07         | 7.23%           |
| Breeding Development Fund   |                |                    |                 |                   |                 |
| <u>Special Account</u>      |                |                    |                 |                   |                 |
| Thoroughbred                | 162,327.36     | 160,934.81         | 0.87%           | 148,978.25        | 8.96%           |
| Quarterhorse                | 170,723.86     | 170,471.90         | 0.15%           | 155,461.90        | 9.82%           |
| Paint & Appaloosa           | 8,968.14       | 8,759.40           | 2.38%           | 8,363.50          | 7.23%           |
| <u>Administration</u>       |                |                    |                 |                   |                 |
| Thoroughbred                | 9,964.60       | 9,732.66           | 2.38%           | 9,292.77          | 7.23%           |
| Quarterhorse                | 8,968.14       | 8,759.40           | 2.38%           | 8,363.50          | 7.23%           |
| Paint & Appaloosa           | 996.46         | 973.27             | 2.38%           | 929.28            | 7.23%           |
| <u>Benevolence</u>          |                |                    |                 |                   |                 |
| Thoroughbred                | 4,982.30       | 4,866.32           | 2.38%           | 4,646.39          | 7.23%           |
| Quarterhorse                | 4,484.07       | 4,379.69           | 2.38%           | 4,181.75          | 7.23%           |
| Paint & Appaloosa           | 498.23         | 486.63             | 2.38%           | 464.63            | 7.23%           |
| <u>Promotions</u>           |                |                    |                 |                   |                 |
| Thoroughbred                | 9,964.60       | 9,732.66           | 2.38%           | 9,292.77          | 7.23%           |
| Quarterhorse                | 8,968.14       | 8,759.40           | 2.38%           | 8,363.50          | 7.23%           |
| Paint & Appaloosa           | 996.46         | 973.27             | 2.38%           | 929.28            | 7.23%           |
| <b>Licensee</b>             | \$4,755,159.27 | \$4,659,296.07     | 2.06%           | \$4,402,498.36    | 8.01%           |



**OKLAHOMA STATE AUDITOR & INSPECTOR  
GAMING AT OKLAHOMA HORSE RACING TRACKS  
NOVEMBER 2012**

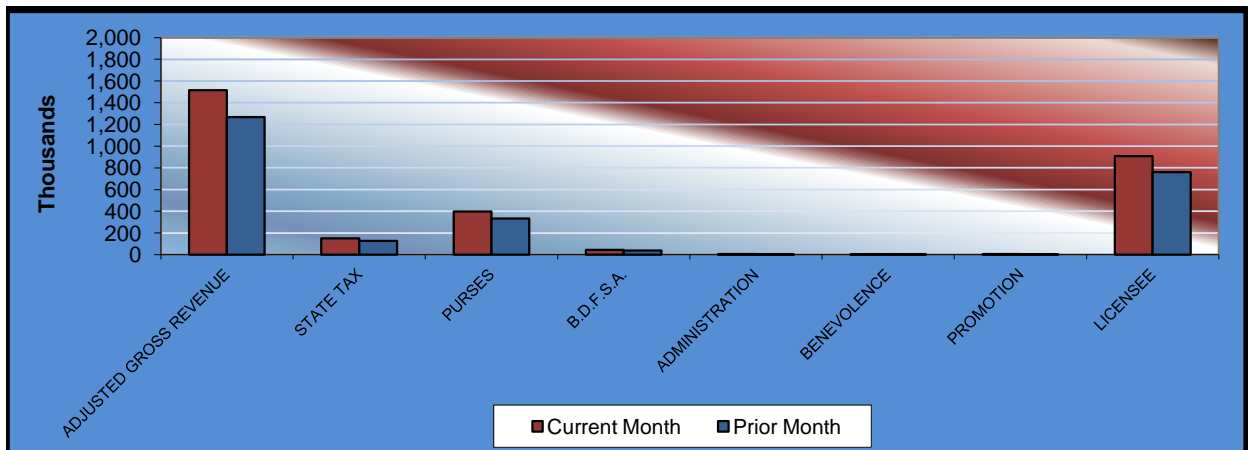
|                             | <u>TOTAL</u>            | <u>WILL<br/>ROGERS<br/>DOWNS</u> | <u>REMINGTON<br/>PARK</u> |
|-----------------------------|-------------------------|----------------------------------|---------------------------|
| Gaming Days This Year       | 670                     | 335                              | 335                       |
| Opening Date                |                         | 12/09/05                         | 11/21/05                  |
| Adjusted Gross Revenue      | <u>\$103,450,731.69</u> | <u>\$18,435,049.70</u>           | <u>\$85,015,681.99</u>    |
| <b>State Tax</b>            |                         |                                  |                           |
| Higher Education Trust Fund | 2,141,785.13            | 221,220.58                       | 1,920,564.55              |
| Education Reform            | 15,706,424.41           | 1,622,284.36                     | 14,084,140.05             |
| <b>Purse Fund</b>           |                         |                                  |                           |
| <u>Purses</u>               |                         |                                  |                           |
| Thoroughbred                | 11,001,216.21           | 2,188,273.97                     | 8,812,942.24              |
| Quarterhorse                | 9,518,985.49            | 2,003,402.56                     | 7,515,582.93              |
| Paint & Appaloosa           | 1,196,239.07            | 222,600.27                       | 973,638.80                |
| Breeding Development Fund   |                         |                                  |                           |
| <u>Special Account</u>      |                         |                                  |                           |
| Thoroughbred                | 2,177,688.72            | 264,102.03                       | 1,913,586.69              |
| Quarterhorse                | 2,342,029.01            | 203,735.87                       | 2,138,293.14              |
| Paint & Appaloosa           | 121,651.43              | 22,637.32                        | 99,014.11                 |
| <u>Administration</u>       |                         |                                  |                           |
| Thoroughbred                | 135,168.27              | 25,152.59                        | 110,015.68                |
| Quarterhorse                | 121,651.44              | 22,637.32                        | 99,014.12                 |
| Paint & Appaloosa           | 13,516.88               | 2,515.27                         | 11,001.61                 |
| <u>Benevolence</u>          |                         |                                  |                           |
| Thoroughbred                | 67,584.12               | 12,576.28                        | 55,007.84                 |
| Quarterhorse                | 60,825.71               | 11,318.65                        | 49,507.06                 |
| Paint & Appaloosa           | 6,758.42                | 1,257.65                         | 5,500.77                  |
| <u>Promotions</u>           |                         |                                  |                           |
| Thoroughbred                | 135,168.27              | 25,152.59                        | 110,015.68                |
| Quarterhorse                | 121,651.44              | 22,637.32                        | 99,014.12                 |
| Paint & Appaloosa           | 13,516.88               | 2,515.27                         | 11,001.61                 |
| <b>Licensee</b>             | <b>\$58,568,870.79</b>  | <b>\$11,561,029.80</b>           | <b>\$47,007,840.99</b>    |





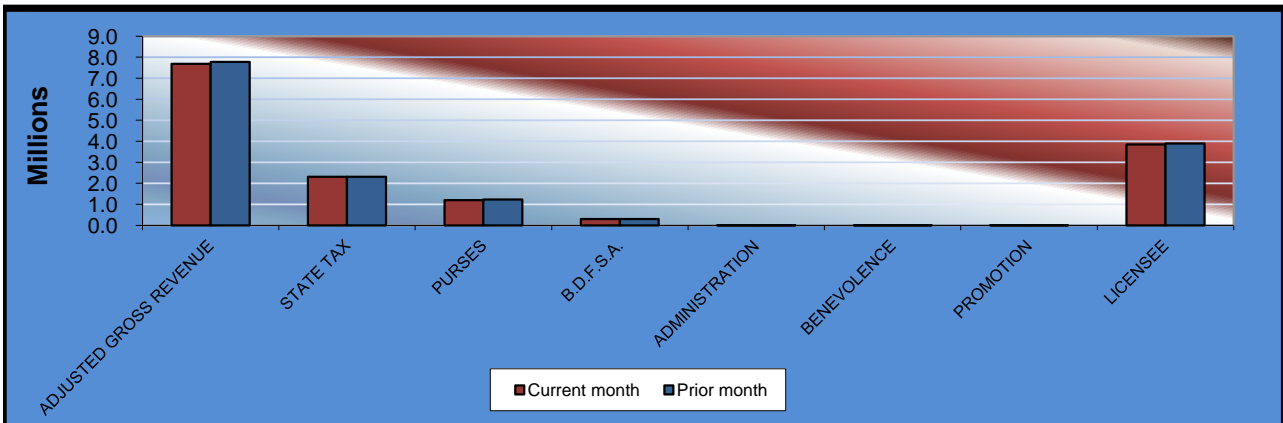
**OKLAHOMA STATE AUDITOR & INSPECTOR  
GAMING AT OKLAHOMA HORSE RACING TRACKS  
NOVEMBER 2012**

| <u>Will Rogers Downs</u>         | <u>CURRENT MONTH</u> | <u>PRIOR MONTH</u> | <u>% CHANGE</u> | <u>November 2011</u> | <u>% CHANGE</u> |
|----------------------------------|----------------------|--------------------|-----------------|----------------------|-----------------|
| Gaming Days                      | 30                   | 31                 | -3.23%          | 30                   | 0.00%           |
| Opening Date                     | 12/09/05             |                    |                 |                      |                 |
| Adjusted Gross Revenue           | 1,514,250.44         | 1,266,937.98       | 19.52%          | \$1,625,929.70       | -6.87%          |
| <b>State Tax</b>                 |                      |                    |                 |                      |                 |
| Higher Education Trust Fund      | 18,171.00            | 15,203.26          | 19.52%          | 19,511.16            | -6.87%          |
| Education Reform                 | 133,254.04           | 111,490.54         | 19.52%          | 143,081.81           | -6.87%          |
| <b>Purse Fund</b>                |                      |                    |                 |                      |                 |
| <u>Purses</u>                    |                      |                    |                 |                      |                 |
| Thoroughbred                     | 197,609.68           | 165,335.41         | 19.52%          | 212,183.83           | -6.87%          |
| Quarterhorse                     | 180,915.07           | 151,367.42         | 19.52%          | 194,257.94           | -6.87%          |
| Paint & Appaloosa                | 20,101.67            | 16,818.60          | 19.52%          | 21,584.22            | -6.87%          |
| <u>Breeding Development Fund</u> |                      |                    |                 |                      |                 |
| <u>Special Account</u>           |                      |                    |                 |                      |                 |
| Thoroughbred                     | 23,849.44            | 19,954.27          | 19.52%          | 25,608.39            | -6.87%          |
| Quarterhorse                     | 18,398.14            | 15,393.30          | 19.52%          | 19,755.05            | -6.87%          |
| Paint & Appaloosa                | 2,044.24             | 1,710.37           | 19.52%          | 2,195.01             | -6.87%          |
| <u>Administration</u>            |                      |                    |                 |                      |                 |
| Thoroughbred                     | 2,271.38             | 1,900.41           | 19.52%          | 2,438.89             | -6.87%          |
| Quarterhorse                     | 2,044.24             | 1,710.37           | 19.52%          | 2,195.01             | -6.87%          |
| Paint & Appaloosa                | 227.14               | 190.04             | 19.52%          | 243.89               | -6.87%          |
| <u>Benevolence</u>               |                      |                    |                 |                      |                 |
| Thoroughbred                     | 1,135.69             | 950.19             | 19.52%          | 1,219.45             | -6.87%          |
| Quarterhorse                     | 1,022.12             | 855.18             | 19.52%          | 1,097.50             | -6.87%          |
| Paint & Appaloosa                | 113.57               | 95.02              | 19.52%          | 121.94               | -6.86%          |
| <u>Promotions</u>                |                      |                    |                 |                      |                 |
| Thoroughbred                     | 2,271.38             | 1,900.41           | 19.52%          | 2,438.89             | -6.87%          |
| Quarterhorse                     | 2,044.24             | 1,710.37           | 19.52%          | 2,195.01             | -6.87%          |
| Paint & Appaloosa                | 227.14               | 190.04             | 19.52%          | 243.89               | -6.87%          |
| <b>Licensee</b>                  | 908,550.26           | 760,162.78         | 19.52%          | \$975,557.82         | -6.87%          |



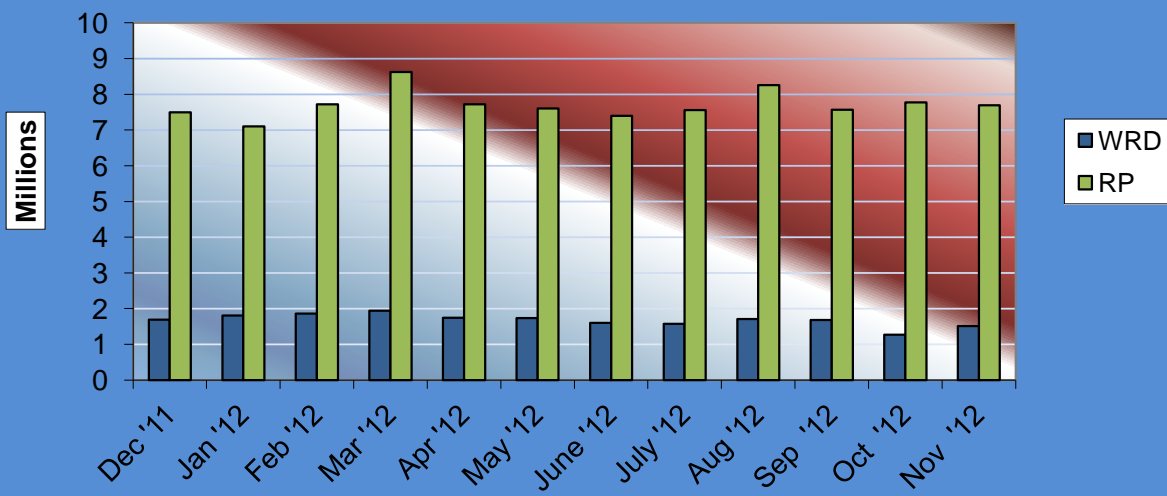
## OKLAHOMA STATE AUDITOR & INSPECTOR GAMING AT OKLAHOMA HORSE RACING TRACKS NOVEMBER 2012

| <u>Remington Park</u>       | <u>CURRENT MONTH</u> | <u>PRIOR MONTH</u> | <u>% CHANGE</u> | <u>November 2011</u> | <u>% CHANGE</u> |
|-----------------------------|----------------------|--------------------|-----------------|----------------------|-----------------|
| Gaming Days                 | 30                   | 31                 | -3.23%          | 30                   | 0.00%           |
| Opening Date                | 11/21/05             |                    |                 |                      |                 |
| Adjusted Gross Revenue      | 7,693,218.02         | 7,775,609.31       | -1.06%          | \$6,853,881.07       | 12.25%          |
| <b>State Tax</b>            |                      |                    |                 |                      |                 |
| Higher Education Trust Fund | 276,955.85           | 277,203.06         | -0.09%          | 246,739.72           | 12.25%          |
| Education Reform            | 2,031,009.56         | 2,032,822.46       | -0.09%          | 1,809,424.60         | 12.25%          |
| <b>Purse Fund</b>           |                      |                    |                 |                      |                 |
| <u>Purses</u>               |                      |                    |                 |                      |                 |
| Thoroughbred                | 611,610.82           | 622,664.07         | -1.78%          | 544,883.54           | 12.25%          |
| Quarterhorse                | 522,754.16           | 532,201.56         | -1.78%          | 465,721.22           | 12.25%          |
| Paint & Appaloosa           | 68,084.98            | 69,315.43          | -1.78%          | 60,656.85            | 12.25%          |
| Breeding Development Fund   |                      |                    |                 |                      |                 |
| <u>Special Account</u>      |                      |                    |                 |                      |                 |
| Thoroughbred                | 138,477.92           | 140,980.54         | -1.78%          | 123,369.86           | 12.25%          |
| Quarterhorse                | 152,325.72           | 155,078.60         | -1.78%          | 135,706.85           | 12.25%          |
| Paint & Appaloosa           | 6,923.90             | 7,049.03           | -1.78%          | 6,168.49             | 12.25%          |
| <u>Administration</u>       |                      |                    |                 |                      |                 |
| Thoroughbred                | 7,693.22             | 7,832.25           | -1.78%          | 6,853.88             | 12.25%          |
| Quarterhorse                | 6,923.90             | 7,049.03           | -1.78%          | 6,168.49             | 12.25%          |
| Paint & Appaloosa           | 769.32               | 783.23             | -1.78%          | 685.39               | 12.25%          |
| <u>Benevolence</u>          |                      |                    |                 |                      |                 |
| Thoroughbred                | 3,846.61             | 3,916.13           | -1.78%          | 3,426.94             | 12.25%          |
| Quarterhorse                | 3,461.95             | 3,524.51           | -1.77%          | 3,084.25             | 12.25%          |
| Paint & Appaloosa           | 384.66               | 391.61             | -1.77%          | 342.69               | 12.25%          |
| <u>Promotions</u>           |                      |                    |                 |                      |                 |
| Thoroughbred                | 7,693.22             | 7,832.25           | -1.78%          | 6,853.88             | 12.25%          |
| Quarterhorse                | 6,923.90             | 7,049.03           | -1.78%          | 6,168.49             | 12.25%          |
| Paint & Appaloosa           | 769.32               | 783.23             | -1.78%          | 685.39               | 12.25%          |
| <b>Licensee</b>             | 3,846,609.01         | 3,899,133.29       | -1.35%          | \$3,426,940.54       | 12.25%          |



**OKLAHOMA STATE AUDITOR & INSPECTOR  
GAMING AT OKLAHOMA HORSE RACING TRACKS  
NOVEMBER 2012**

**ADJUSTED GROSS REVENUE  
PREVIOUS TWELVE MONTHS**





OFFICE OF THE STATE AUDITOR AND INSPECTOR

2300 N. LINCOLN BOULEVARD, ROOM 100

OKLAHOMA CITY, OK 73105-4896

[WWW.SAI.OK.GOV](http://WWW.SAI.OK.GOV)