

State of Oklahoma, County of Woodward

To the Excise Board of said County and State, Greetings:

Pursuant to the requirements of 68 O. S. 2001 Section 3002, we submit herewith, for your consideration the within statement of statement of the financial condition of the Board of Education of High Plains Technology Center, District No. V-24, County of Woodward, State of Oklahoma for the fiscal year beginning July 1, 2021, and ending June 30, 2022, together with an itemized statement of the estimated Income and Probable Needs of said School District for the ensuing fiscal year. We have separately prepared, executed and submit Financial Statements for the Fiscal Year so terminated, and Estimate of Requirements for the ensuing Fiscal Year, for such Sinking Fund, if any, as pertains to this District for the Bond, Coupon, and Judgment indebtedness, if any, outstanding and unpaid as of June 30, 2022 and also for the Sinking Fund of any disorganized District whose area or the major portion thereof is now embraced within the boundaries of this District; and this Certificate is as applicable thereto as if fully embodied therein. The same have been prepared in conformity with Statute, in relation to which be it further noted that:

1. We, the undersigned, duly elected, qualified and acting officers of the Board of Education of the aforesaid School District located wholly or in major area in the County and State aforesaid, do hereby certify that, at regular session begun at the time provided by law, we carefully considered the reports submitted by the several officers and employees as required by 68 O.S. 2001 Section 3004, carefully considered the statements and estimate of needs heretofore prepared for the purpose of ascertaining any additional or emergency levy necessary for the ensuing fiscal year and revised, corrected or amended the same to disclose the true fiscal condition as of June 30, 2021, and to provide for the needs of the District for the ensuing fiscal year as now ascertained; and we do hereby certify that the within statement of the financial condition is true and correct, and that the within estimates for all purposes for the ensuing fiscal year are reasonably necessary for the proper conduct of the affairs of said School District, and that the statements of Estimated Income from sources other than ad valorem taxes is not in excess of the lawfully authorized ratio of the actual collections from such sources during the previous fiscal year.

2. We further certify that any cash fund balance reported in our Building Fund is required for immediate or cumulative program of construction unless there be attached within a verified copy of a resolution signed by a majority of the members of this Board to the effect the program of building has been completed or abandoned. If attached, then the Excise Board is directed to apply said Balance to reduce Levies in accordance with 62 O.S. 2001, Section 333.

3. We also certify that a levy of 15.000 Mills over and above the number of mills allocated by the County Excise Board will be reasonably necessary for the proper conduct of the affairs of said school district during the fiscal year 2021-2022.

4. We also certify that, after due and legal notice of an election thereon, an emergency levy of 5.000 Mills, over and above the number of mills provided by Law and allocated by the County Excise Board in addition thereto for school purposes, was authorized at an election held for that purpose on N/A Permanent Levy by a majority of those voting at said election: the result of said election was:

For the Levy _____ ; Against the Levy _____ ; Majority _____.

5. We also certify that after due and legal notice of an election thereon, a local support levy of 10.000 Mills, in addition to the levies hereinbefore provided, was authorized at an election held for that purpose on N/A Permanent Levy by a majority vote of the electors who had paid ad valorem tax of the immediately preceding year; the result of said election was: preceding year; the result of said election was:

For the Levy _____ ; Against the Levy _____ ; Majority _____.

6. We certify that, after due and legal notice of an election thereon, pursuant to Article 10, Section 10, of the Constitution of Oklahoma, an additional levy of 5.000 Mills, was authorized by a majority of the qualified voters of said School District, for the purpose of erecting, remodeling or repairing school buildings, and for purchasing furniture at an election held for that purpose on N/A Permanent Levy, the result whereof was:

For the Levy _____ ; Against the Levy _____ ; Majority _____.

[Signature]
Clerk of Board of Education

[Signature]
President of Board of Education

[Signature]
Treasurer of Board of Education

Rachelle Rogers
Notary Public

Subscribed and sworn to before me this 13th day of Sept., 2021.



6/18/23
My Commission Expires

PERMANENT MILLAGE

Note: A vote was not required. The district's patrons approved a permanent millage.

Affadavit of Publication

State of Oklahoma, County of Woodward

I, _____, the undersigned duly qualified and acting Clerk of the Board of Education of High Plains Technology Center, School District No. V-24, County and State aforesaid, being first duly sworn according to law, hereby depose and say:

1. That I complied with 68 O.S. 2001 Section 3002, (both independent and dependent) by having the within Financial Statement and Estimate of Needs which was prepared at the time and in the manner provided by law, published as required by law, in a legally-qualified newspaper of general circulation in the district, there being no legally-qualified newspaper published in the school district, as evidenced by a copy of such published statement and estimate together with proof of publication thereof attached hereto marked Exhibit No. 1 and made a part hereof (strike inapplicable phrases).

2. That I complied with currently effective statutes, by having the Notice of Emergency Levy Election and the call for such Election on the date hereinbefore certified by the Governing Board, the Itemized Statements and the Itemized Estimate of the amount necessary for the ensuing fiscal year requiring such emergency levy for the current expense purposes as prepared by the Board of Education duly published or posted, as the case may be, in full compliance with law for this class of school district, and as provided by law duly made public in the manner and at the time provided by law, for this class of district and in all respects according to law, in relation to said election on such emergency levy as hereinbefore certified by said Governing Board.

3. That I complied with the statute by having published or posted (if required for this class of district) the notice of local support levy election, and the call for such election on the date hereinbefore certified by the Board of Education. That the Estimate of Needs as prepared by the Board of Education required such local support levy in addition to other tax levies, to fully meet the current expense purposes of the school district for the ensuing year.

4. That in conformity to resolution by said Board of Education, I caused Notice of Building Fund Levy Election under the provisions of Article 10, Section 10, Oklahoma Constitution, and the Call of such Election on the date hereinbefore certified by the Governing Board, together with Itemized Statements and an Estimate of the amount necessary for the ensuing fiscal year requiring such levy for the purpose of erecting, remodeling or repairing school buildings, and for purchasing school furniture, in said District, published or posted to contain such Notice and Call, fixing the number of voting places and particularly describing each and every such place or places, and fixing the day on which such election should be had after the expiration of such notice, duly published or posted as is required by law for this class of district.



[Signature]
Clerk, Board of Education

Subscribed and sworn to before me this 13th day of September 2021.

Rachelle Rogers
Notary Public

6/18/23
My Commission Expires

Wendy Dunlap
Secretary and Clerk of Excise Board

Woodward County, Oklahoma

AFFP

Financial Statement 3x12

Affidavit of Publication

STATE OF OKLAHOMA }
COUNTY OF WOODWARD } SS


Amber Roach, being duly sworn, says:

That she is an employee of the Woodward News, a daily newspaper of general circulation, printed and published in Woodward, Woodward County, Oklahoma; that the publication, a copy of which is attached hereto, was published in the said newspaper on the following dates:

September 29, 2020


That said newspaper was regularly issued and circulated on those dates.

SIGNED:



an employee

Subscribed to and sworn to me this 29th day of September 2020.




Sheila Gay, Publisher, Woodward County, Oklahoma

My commission expires: September 24, 2020

01522224 00052944 (580)571-6190

High Plains Technology — Legals
3921 34th
Woodward, OK 73801



Published in the Woodward News on September 29, 2020)

Publication Sheet - Board of Education
 Financial Statement of the Various Funds for the Fiscal Year Ending June 30, 2020, and
 Estimate of Needs for Fiscal Year Ending June 30, 2021, of High Plains Technology Center School
 School District No. V-24, Woodward County, Oklahoma

Page 1

STATEMENT OF FINANCIAL CONDITION AS OF JUNE 30, 2020	GENERAL FUND DETAIL	BUILDING FUND DETAIL	CO-OP FUND DETAIL	NUTRITION FUND DETAIL
ASSETS:				
Cash Balance June 30, 2020	\$4,979,875.25	\$2,635,081.23	\$0.00	\$0.00
Investments	200,000.00	100,000.00	0.00	0.00
TOTAL ASSETS	\$5,179,875.25	\$2,735,081.23	\$0.00	\$0.00
LIABILITIES AND RESERVES:				
Warrants Outstanding	432,472.06	36,527.00	0.00	0.00
Reserve for Interest on Warrants	0.00	0.00	0.00	0.00
Reserves From Schedule 8	279,000.16	50,158.00	0.00	0.00
TOTAL LIABILITIES AND RESERVES	\$711,472.22	\$86,685.00	\$0.00	\$0.00
CASH FUND BALANCE (Deficit) JUNE 30, 2020	\$4,468,403.03	\$2,648,396.23	\$0.00	\$0.00

ESTIMATED NEEDS FOR FISCAL YEAR ENDING JUNE 30, 2021

GENERAL FUND		SINKING FUND BALANCE SHEET	
Current Expense	\$10,579,913.28	1. Cash Balance on Hand June 30, 2020	\$0.00
Reserve for Int. on Warrants & Revaluation	0.00	2. Legal Investments Properly Maturing	0.00
Total Required	\$10,579,913.28	3. Judgments Paid To Recover By Tax Levy	0.00
FINANCED:		4. Total Liquid Assets	\$0.00
Cash Fund Balance	\$4,468,403.03	Deduct Matured Indebtedness:	
Estimated Miscellaneous Revenue	2,608,535.49	5. a. Past-Due Coupons	\$0.00
Total Deductions	\$7,076,938.52	6. b. Interest Accrued Thereon	0.00
Balance to Raise from Ad Valorem Tax	\$3,502,974.76	7. c. Past-Due Bonds	0.00
ESTIMATED MISCELLANEOUS REVENUE:		8. d. Interest Thereon after Last Coupon	0.00
1000 District Sources of Revenue	\$66,000.00	9. e. Fiscal Agency Commissions on Above	0.00
2100 County 4 Mill Ad Valorem Tax	0.00	10. f. Judgments and Int. Levied for/Unpaid	0.00
2200 County Apportionment (Mortgage Tax)	0.00	11. Total Items a. Through f.	\$0.00
2300 Resale of Property Fund Distribution	0.00	12. Balance of Assets Subject to Accrual	\$0.00
2900 Other Intermediate Sources of Revenue	0.00	Deduct Accrual Reserve if Assets Sufficient:	
3110 Gross Production Tax	0.00	13. g. Earned Unmatured Interest	\$0.00
3120 Motor Vehicle Collections	0.00	14. h. Accrual on Final Coupons	0.00
3130 Rural Electric Cooperative Tax	0.00	15. i. Accrued on Unmatured Bonds	0.00
3140 State School Land Earnings	0.00	16. Total Items g Through i	\$0.00
3150 Vehicle Tax Stamps	0.00	17. Excess of Assets Over Accrual Reserves (Page 2)	\$0.00
3160 Farm Implement Tax Stamps	0.00	SINKING FUND REQUIREMENTS FOR 2020-2021	
3170 Trailers and Mobile Homes	0.00	1. Interest Earnings on Bonds	\$0.00
3190 Other Dedicated Revenue	0.00	2. Accrual on Unmatured Bonds	0.00
3819 State Formula	1,628,906.00	3. Annual Accrual on "Prepaid" Judgments	0.00
3824 Existing Industry	91,127.00	4. Annual Accrual on Unpaid Judgments	0.00
3844 Firefighters Training	12,729.00	5. Interest on Unpaid Judgments	0.00
3500 Special Programs	0.00	6. Credit to Sch. Dist. No. & No.	0.00
3600 Other State Sources of Revenue	0.00	7. Credit to Sch. Dist. No. & No.	0.00
3700 Child Nutrition Program	0.00	8. Annual Accrual from Exhibit KK	0.00
3800 State Vocational Programs	0.00		
4100 Capital Outlay	0.00		
4815 CARES Grant	104,000.00		
4300 Individuals With Disabilities	0.00		
4689 OK SBDC	62,000.00		
4500 Operations	0.00	Total Sinking Fund Requirements	\$0.00
4600 Other Federal Sources of Revenue	0.00	Deduct:	
4700 Child Nutrition Programs	0.00	1. Excess of Assets over Liabilities	\$0.00
4800 Federal Vocational Education	0.00	2. Surplus Building Fund Cash	0.00
5000 Non-Revenue Receipts	543,773.49	3. Contributions From Other Districts	0.00
Total Estimated Revenue	\$2,608,535.49	Balance To Raise	\$0.00

** If line 12 is less than line 16 after omitting "h" deduct the following each in turn from line 4, "Total Liquid Assets".

	SINKING FUND
13d. 1. Unmatured Coupons Due Before 4-1-2021	0.00
14d. k. Unmatured Bonds So Due	0.00
15d. l. Whatever Remains is for Exhibit KK Line B.	0.00
16d. Deficit as Shown on Sinking Fund Balance Sheet.	0.00
17d. Less Cash Requirements for Current Fiscal Year in Excess of Cash on Hand (From Line 15d Above).	0.00
18d. Remaining Deficit is for Exhibit KK Line F.	0.00

BUILDING FUND		CO-OP FUND	
Current Expense	\$3,348,942.34	Current Expense	\$0.00
Reserve for Int. on Warrants & Revaluation	0.00	Reserve for Int. on Warrants & Revaluation	0.00
Total Required	\$3,348,942.34	Total Required	\$0.00
FINANCED:		FINANCED:	
Cash Fund Balance	\$2,648,396.23	Cash Fund Balance	\$0.00
Estimated Miscellaneous Revenue	0.00	Estimated Miscellaneous Revenue	0.00
Total Deductions	\$2,648,396.23	Total Deductions	\$0.00
Balance to Raise from Ad Valorem Tax	\$700,546.11	Balance	\$0.00

CHILD NUTRITION PROGRAMS FUND

Current Expense	\$0.00
Reserve for Int. on Warrants & Revaluation	0.00
Total Required	\$0.00
FINANCED:	
Cash Fund Balance	\$0.00
Estimated Miscellaneous Revenue	0.00
Total Deductions	\$0.00
Balance	\$0.00

CERTIFICATE - GOVERNING BOARD

STATE OF OKLAHOMA, COUNTY OF WOODWARD, ss:

We, the undersigned duly elected, qualified and acting officers of the Board of Education of High Plains Technology Center Public Schools, School No. V-24, of Said County and State, do hereby certify that at a meeting of the Governing Body of the said District begun at the time provided by law for districts of this class and pursuant to the provisions of 68 O. S. 2001 Sec. 3003, the foregoing statement was prepared and is a true and correct condition of the Financial Affairs of said District as reflected by the records of the District Clerk and Treasurer. We further certify that the foregoing estimate for current expenses for the fiscal year beginning July 1, 2020, and ending June 30, 2021, as shown are reasonably necessary for the proper conduct of the affairs of the said District.

Chas. W. Carroll, P. A.

Hiland Tower, Suite 406
302 N. Independence

Enid, Oklahoma 73701
Phone (580) 234-5468
Fax (580) 234-5425

INDEPENDENT ACCOUNTANT'S COMPILATION REPORT

Honorable Board of Education
High Plains Technology Center
District No. V-24, Woodward County


We have compiled the 2020-2021 financial statements as of and for the fiscal year ended June 30, 2021 and 2021-2022 Estimate of Needs (S.A. & I. Form 2661R06) and Publication Sheet (S.A. & I. Form 2662R06) for District No. V-24, Woodward County, included in the accompanying prescribed form. We have not audited or reviewed the financial statements, estimate of needs and publication sheet included in the prescribed form and, accordingly, do not express an opinion or provide any assurance about whether the financial statements, estimate of needs and publication sheet are in accordance with the basis of accounting prescribed by the Office of the Oklahoma State Auditor and Inspector.

Management is responsible for the preparation and fair presentation of the financial statements, estimate of needs and publication sheet in accordance with the applicable prescribed financial framework and for designing, implementing, and maintaining internal controls relevant to the preparation and fair presentation of the financial statements, estimate of needs and publication sheet.

Our responsibility is to conduct the compilation in accordance with Statements on Standards for Accounting and Review Services issued by the American Institute of Certified Public Accountants. The objective of a compilation is to assist management in presenting financial information in the form of financial statements without undertaking to obtain or provide any assurance that there are no material modifications that should be made to the financial statements, estimate of needs and publication sheet.

These financial statements and information included in the accompanying form are presented in accordance with the requirements prescribed by the Office of the Oklahoma State Auditor and Inspector per 68 OS§ 3003.B. as defined by rules promulgated by the Oklahoma State Department of Education per 70 OS § 5-134.I.D., and are not intended to be a complete presentation of the assets and liabilities of High Plains Technology Center.

This report is intended solely for the information and use of the Oklahoma Department of Education, the District, the Woodward County Excise Board and for filing with the State Auditor and Inspector of Oklahoma and is not intended to be and should not be used by anyone other than its specified parties.



September 7, 2021

GENERAL FUND ACCOUNTS COVERING THE PERIOD JULY 1, 2020 TO JUNE 30, 2021
ESTIMATE OF NEEDS FOR 2021-2022

EXHIBIT "A"

Page 6

Schedule 1, Current Balance Sheet - June 30, 2021	
	Amount
ASSETS:	
Cash Balance June 30, 2021	\$5,366,631.37
Investments	200,000.00
TOTAL ASSETS	\$5,566,631.37
LIABILITIES AND RESERVES:	
Warrants Outstanding	356,746.34
Reserve for Interest on Warrants	0.00
Reserves From Schedule 8	446,401.15
TOTAL LIABILITIES AND RESERVES	\$803,147.49
CASH FUND BALANCE JUNE 30, 2021	\$4,763,483.88
TOTAL LIABILITIES, RESERVES AND CASH FUND BALANCE	\$5,566,631.37

Schedule 2, Revenue and Requirements - 2020-2021		
	Detail	Total
REVENUE:		
Cash Balance June 30, 2020	\$4,468,403.03	
Cash Fund Balance Transferred From Prior Years	181,807.66	
Current Ad Valorem Tax Apportioned	3,659,049.96	
Miscellaneous Revenue Apportioned	3,818,611.57	
TOTAL REVENUE		\$12,127,872.22
REQUIREMENTS:		
Claims Paid by Warrants Issued & Transfer Fees Apportioned	\$6,917,987.19	
Reserves From Schedule 8	446,401.15	
Bank Fees and Cash Charges	0.00	
Interest Paid on Warrants	0.00	
Reserve for Interest on Warrants	0.00	
TOTAL REQUIREMENTS		\$7,364,388.34
ADD: Cash Fund Balance as Per Balance Sheet 6-30-2021		4,763,483.88
TOTAL REQUIREMENTS AND CASH FUND BALANCE		\$12,127,872.22

Schedule 3, Cash Fund Balance Analysis - June 30, 2021	
	Amount
ADDITIONS:	
Miscellaneous Revenue Collected in Excess of Estimates-Net	\$1,210,076.09
Warrants Estopped, Cancelled or Converted	(0.00)
Fiscal Year 2020-21 Lapsed Appropriations	3,450,312.82
Fiscal Year 2019-20 Lapsed Appropriations	25,378.98
Ad Valorem Tax Collections in Excess of Estimates	0.00
Prior Year Ad Valorem Tax	156,428.68
TOTAL ADDITIONS	\$4,842,196.57
DEDUCTIONS:	
Supplemental Appropriations	\$0.00
Current Tax in Process of Collection	78,712.68
TOTAL DEDUCTIONS	78,712.68
Cash Fund Balance as per Balance Sheet 6-30-2021	\$4,763,483.89
Composition of Cash Fund Balance	
Cash	4,763,483.89
Cash Fund Balance as per Balance Sheet 6-30-2021	\$4,763,483.89

GENERAL FUND ACCOUNTS COVERING THE PERIOD JULY 1, 2020 TO JUNE 30, 2021
ESTIMATE OF NEEDS FOR 2021-2022

EXHIBIT "A"

Page 7

Schedule 4, Miscellaneous Revenue		
SOURCE	2020-21 ACCOUNT	
	AMOUNT ESTIMATED	ACTUALLY COLLECTED
1000 DISTRICT SOURCES OF REVENUE:		
1200 Tuition & Fees	\$0.00	\$0.00
1300 Earnings on Investments and Bond Sales	0.00	19,058.24
1400 Rental, Disposals and Commissions	0.00	129,099.38
1500 Reimbursements	0.00	16,844.41
1600 Other Local Sources of Revenue	66,000.00	66,101.00
1700 Child Nutrition Programs	0.00	0.00
1800 Athletics	0.00	0.00
TOTAL	\$66,000.00	\$231,103.03
2000 INTERMEDIATE SOURCES OF REVENUE:		
2100 County 4 Mill Ad Valorem Tax	\$0.00	\$0.00
2200 County Apportionment (Mortgage Tax)	0.00	0.00
2300 Resale of Property Fund Distribution	0.00	0.00
2910 Other Intermediate Sources of Revenue	0.00	0.00
TOTAL	\$0.00	\$0.00
3000 STATE SOURCES OF REVENUE:		
	\$0.00	\$0.00
	0.00	0.00
	0.00	0.00
	0.00	0.00
3150 Farm Implement Tax Stamps	0.00	1,437.16
3412 National board Certified	0.00	5,000.00
3710 State land Reimbursement	0.00	509.04
3100 Total Dedicated Revenue	\$0.00	\$6,946.20
3800 Other State Revenue		
3819 State Formula	1,628,906.00	1,628,906.00
3833 Existing Industry	0.00	91,127.00
3834 Tips	0.00	0.00
3836 Bid Assistance	0.00	0.00
3844 Firefighters Assistance	0.00	3,096.47
3824 Safety	91,127.00	1,686.75
3864 Teacher Mentor	12,729.00	0.00
3859 Education Lottery	0.00	0.00
	0.00	0.00
	0.00	0.00
TOTAL	\$1,732,762.00	\$1,731,762.42
4000 FEDERAL SOURCES OF REVENUE:		
4689 Other Federal Programs	\$0.00	\$64,388.38
4815 CARES ACT (Heerf) -1	104,000.00	445,579.00
4815 CARES ACT (Heerf)-2	0.00	374.15
4821 Carl Perkins	62,000.00	12,193.30
4824 Pell Grant	0.00	0.00
4826 Pell Administrative	0.00	190.00
4876 College Workstudy	0.00	10,620.58
	0.00	0.00
TOTAL	\$166,000.00	\$533,345.41
5000 NON-REVENUE RECEIPTS:		
5100 Return of Assets	\$643,773.49	\$1,322,400.71
GRAND TOTAL	\$2,608,535.49	\$3,818,611.57

GENERAL FUND ACCOUNTS COVERING THE PERIOD JULY 1, 2020 TO JUNE 30, 2021
ESTIMATE OF NEEDS FOR 2021-2022

EXHIBIT "A"

Page 8

2020-21 ACCOUNT OVER (UNDER)	BASIS AND LIMIT OF ENSUING ESTIMATE	2021-22 ACCOUNT		
		CHARGEABLE INCOME	ESTIMATED BY GOVERNING BOARD	APPROVED BY EXCISE BOARD
\$0.00	0.00%	\$0.00	\$0.00	\$0.00
19,058.24	90.00%	0.00	17,152.42	17,152.42
129,099.38	0.00%	0.00	0.00	0.00
16,844.41	0.00%	0.00	0.00	0.00
101.00	0.00%	0.00	0.00	0.00
0.00	0.00%	0.00	0.00	0.00
0.00	0.00%	0.00	0.00	0.00
\$165,103.03		\$0.00	\$17,152.42	\$17,152.42
\$0.00	0.00%	\$0.00	\$0.00	\$0.00
0.00	0.00%	0.00	0.00	0.00
0.00	0.00%	0.00	0.00	0.00
0.00	0.00%	0.00	0.00	0.00
\$0.00		\$0.00	\$0.00	\$0.00
\$0.00	0.00%	\$0.00	\$0.00	\$0.00
0.00	0.00%	0.00	0.00	0.00
0.00	0.00%	0.00	0.00	0.00
0.00	0.00%	0.00	0.00	0.00
1,437.16	0.00%	0.00	0.00	0.00
5,000.00	0.00%	0.00	0.00	0.00
509.04	0.00%	0.00	0.00	0.00
\$6,946.20		\$0.00	\$0.00	\$0.00
0.00	102.10%	0.00	1,663,170.00	1,663,170.00
91,127.00	104.20%	0.00	94,951.00	94,951.00
0.00	0.00%	0.00	0.00	0.00
0.00	0.00%	0.00	0.00	0.00
3,096.47	345.97%	0.00	10,713.00	10,713.00
(89,440.25)	0.00%	0.00	0.00	0.00
(12,729.00)	0.00%	0.00	0.00	0.00
0.00	0.00%	0.00	150,000.00	150,000.00
0.00	0.00%	0.00	0.00	0.00
0.00	0.00%	0.00	0.00	0.00
0.00	0.00%	0.00	0.00	0.00
(\$999.58)		\$0.00	\$1,918,834.00	\$1,918,834.00
\$64,388.38	0.00%	\$0.00	\$0.00	\$0.00
341,579.00	39.06%	0.00	174,034.00	174,034.00
374.15	0.00%	0.00	0.00	0.00
(49,806.70)	0.00%	0.00	0.00	0.00
0.00	0.00%	0.00	0.00	0.00
190.00	0.00%	0.00	0.00	0.00
10,620.58	0.00%	0.00	0.00	0.00
0.00	0.00%	0.00	0.00	0.00
\$367,345.41		\$0.00	\$174,034.00	\$174,034.00
678,627.23	50.00%	\$0.00	661,200.36	\$661,200.36
\$1,210,076.09		\$0.00	\$2,771,220.77	\$2,771,220.77

GENERAL FUND ACCOUNTS COVERING THE PERIOD JULY 1, 2020 TO JUNE 30, 2021
ESTIMATE OF NEEDS FOR 2021-2022

EXHIBIT "A"

Page 9

Schedule 5, Expenditures General Fund Cash Accounts of Current and all Prior Years	
CURRENT AND ALL PRIOR YEARS	2020-21
Cash Balance Reported to Excise Board 6-30-2020	\$0.00
Cash Fund Balance Transferred Out	
Cash Fund Balance Transferred In	4,468,403.03
Adjusted Cash Balance	\$4,468,403.03
Ad Valorem Tax Apportioned To Year In Caption	3,659,049.96
Miscellaneous Revenue (Schedule 4)	3,818,611.57
Cash Fund Balance Forward From Preceding Year	181,807.66
Prior Expenditures Recovered	
TOTAL RECEIPTS	\$7,659,469.19
TOTAL RECEIPTS AND BALANCE	\$12,127,872.22
Warrants Paid of Year in Caption	6,561,240.85
Interest Paid Thereon	0.00
Bank Fees and Cash Charges	0.00
TOTAL DISBURSEMENTS	\$6,561,240.85
CASH BALANCE JUNE 30, 2021	\$5,566,631.37
Reserve for Warrants Outstanding	356,746.34
Reserve for Interest on Warrants	0.00
Reserves From Schedule 8	446,401.15
TOTAL LIABILITIES AND RESERVE	\$803,147.49
DEFICIT: (Red Figure)	\$0.00
CASH FUND BALANCE FORWARD TO SUCCEEDING YEAR	\$4,763,483.88

Schedule 6, General Fund Warrant Account of Current and All Prior Years	
CURRENT AND ALL PRIOR YEARS	2020-21
Warrants Outstanding 6-30 of Year in Caption	
Warrants Registered During Year	6,917,987.19
TOTAL	\$6,917,987.19
Warrants Paid During Year	6,561,240.85
Warrants Converted to Bonds or Judgments	
Warrants Cancelled	
Warrants estopped by Statute	
TOTAL WARRANTS RETIRED	\$6,561,240.85
BALANCE WARRANTS OUTSTANDING JUNE 30, 2021	\$356,746.34

Schedule 7, 2020 Ad Valorem Tax Account			
2020 Net Valuation Certified To County Excise Board	\$395,907,180.00	35.000 Mills	Amount
Total Proceeds of Levy as Certified			\$4,111,538.90
Additions:			
Deductions:			
Gross Balance Tax			\$4,111,538.90
Less Reserve for Delinquent Tax			373,776.26
Reserve for Protests Pending			0.00
Balance Available Tax			\$3,737,762.64
Deduct 2020 Tax Apportioned			3,659,049.96
Net Balance 2020 Tax in Process of Collection			\$78,712.68
Excess Collections			\$0.00

GENERAL FUND ACCOUNTS COVERING THE PERIOD JULY 1, 2020 TO JUNE 30, 2021
ESTIMATE OF NEEDS FOR 2021-2022

EXHIBIT "A"

Schedule 5, (Continued)						
2019-20	2018-19	2017-18	2016-17	2015-16	2014-15	TOTAL
\$5,179,875.25	(\$0.00)	\$0.00	\$0.00	\$0.00	\$0.00	\$5,179,875.25
4,468,403.03						4,468,403.03
						4,468,403.03
\$711,472.22	(\$0.00)	\$0.00	\$0.00	\$0.00	\$0.00	\$5,179,875.25
156,428.68						3,815,478.64
						3,818,611.57
0.00	0.00					181,807.66
						0.00
\$156,428.68	\$0.00	\$0.00	\$0.00	\$0.00	\$0.00	\$7,815,897.87
\$867,900.90	(\$0.00)	\$0.00	\$0.00	\$0.00	\$0.00	\$12,995,773.12
686,093.24	0.00	0.00	0.00	0.00	0.00	7,247,334.09
0.00	0.00	0.00	0.00	0.00	0.00	0.00
0.00	0.00	0.00	0.00	0.00	0.00	0.00
\$686,093.24	\$0.00	\$0.00	\$0.00	\$0.00	\$0.00	\$7,247,334.09
\$181,807.66	(\$0.00)	\$0.00	\$0.00	\$0.00	\$0.00	\$5,748,439.03
0.00	0.00	0.00	0.00	0.00	0.00	356,746.34
0.00	0.00	0.00	0.00	0.00	0.00	0.00
0.00	0.00	0.00	0.00	0.00	0.00	446,401.15
\$0.00	\$0.00	\$0.00	\$0.00	\$0.00	\$0.00	\$803,147.49
\$0.00	(\$0.00)	\$0.00	\$0.00	\$0.00	\$0.00	(\$0.00)
\$181,807.66	\$0.00	\$0.00	\$0.00	\$0.00	\$0.00	\$4,945,291.54

Schedule 6, (Continued)						
2019-20	2018-19	2017-18	2016-17	2015-16	2014-15	TOTAL
\$432,472.06	(\$0.00)	\$0.00	\$0.00	\$0.00	\$0.00	\$432,472.06
253,621.18						7,171,608.37
\$686,093.24	(\$0.00)	\$0.00	\$0.00	\$0.00	\$0.00	\$7,604,080.43
686,093.24	0.00					7,247,334.09
						0.00
						0.00
0.00	(0.00)	0.00	0.00	0.00	0.00	(0.00)
\$686,093.24	(\$0.00)	\$0.00	\$0.00	\$0.00	\$0.00	\$7,247,334.09
\$0.00	\$0.00	\$0.00	\$0.00	\$0.00	\$0.00	\$356,746.34

Schedule 9, General Fund Investments						
INVESTED IN	Investments On Hand June 30, 2020	Since Purchased	Liquidations		Barred by Court Order	Investments On Hand June 30, 2021
			By Collection Of Cost	Amortized Premium		
Cert of Deposit	\$200,000.00	\$100,000.00	\$100,000.00	\$0.00	\$0.00	\$200,000.00
						0.00
						0.00
						0.00
						0.00
						0.00
						0.00
						0.00
						0.00
						0.00
						0.00
TOTAL INVEST	\$200,000.00	\$100,000.00	\$100,000.00	\$0.00	\$0.00	\$200,000.00

GENERAL FUND ACCOUNTS COVERING THE PERIOD JULY 1, 2020 TO JUNE 30, 2021
ESTIMATE OF NEEDS FOR 2021-2022

EXHIBIT "A"

Page 11

Schedule 8, Report of Prior Year Expenditures				
APPROPRIATED ACCOUNTS	FISCAL YEAR ENDING JUNE 30, 2020			APPROPRIATIONS ORIGINAL
	RESERVES 6-30-2020	WARRANTS SINCE ISSUED	BALANCE LAPSED APPROPR	
1000 INSTRUCTION	\$36,104.48	\$36,104.48	\$0.00	\$5,212,052.10
2000 SUPPORT SERVICES:				\$0.00
2100 Support Services - Students	\$4,100.00	\$4,100.00	\$0.00	\$656,283.72
2200 Support Services - Instructional Staff	165,833.34	140,454.36	\$25,378.98	110,155.36
2300 Support Services - General Administration	250.00	250.00	\$0.00	306,606.55
2400 Support Services - School Administration	0.00	0.00	\$0.00	1,087,655.94
2500 Support Services - Business	55,642.92	55,642.92	\$0.00	1,483,432.55
2600 Operations And Maintenance of Plant Services	16,477.12	16,477.12	\$0.00	1,633,669.73
2700 Student Transportation Services	0.00	0.00	\$0.00	110,000.00
2800 Support Services - Central	0.00	0.00	\$0.00	0.00
2900 Other Support Services	0.00	0.00	\$0.00	0.00
TOTAL	\$242,303.38	\$216,924.40	\$25,378.98	\$5,387,803.85
3000 OPERATION OF NON-INSTRUCTION SERVICES:				
3100 Child Nutrition Programs Operations	\$0.00	\$0.00	\$0.00	\$0.00
3200 Other Enterprise Service Operations	592.30	592.30	\$0.00	78,094.71
3300 Community Services Operations	0.00	0.00	\$0.00	0.00
TOTAL	\$592.30	\$592.30	\$0.00	\$78,094.71
4000 FACILITIES ACQUISITION & CONSTRUCTION SERV:				
4100 Supv. of Facilities Acquisition and Construction	\$0.00	\$0.00	\$0.00	\$0.00
4200 Site Acquisition Services	0.00	0.00	\$0.00	0.00
4300 Site Improvement Services	0.00	0.00	\$0.00	0.00
4400 Architecture and Engineering Services	0.00	0.00	\$0.00	0.00
4500 Educational Specifications Development Services	0.00	0.00	\$0.00	0.00
4600 Building Acquisition and Construction Services	0.00	0.00	\$0.00	0.00
4700 Building Improvement Services	0.00	0.00	\$0.00	25,750.00
4900 Other Facilities Acquisition and Const. Services	0.00	0.00	\$0.00	0.00
TOTAL	\$0.00	\$0.00	\$0.00	\$25,750.00
5000 OTHER OUTLAYS:				
5100 Debt Service	\$0.00	\$0.00	\$0.00	\$0.00
5200 Reimbursement(Child Nutrition Fund)	0.00	0.00	\$0.00	400.00
5300 Clearing Account	0.00	0.00	\$0.00	0.00
5400 Indirect Cost Entitlement	0.00	0.00	\$0.00	0.00
5500 Private Nonprofit Schools	0.00	0.00	\$0.00	0.00
5600 Correcting Entry	0.00	0.00	\$0.00	1,000.00
TOTAL	\$0.00	\$0.00	\$0.00	\$1,400.00
7000 OTHER USES	\$0.00	\$0.00	\$0.00	\$107,600.50
8000 REPAYMENTS	\$0.00	\$0.00	\$0.00	\$2,000.00
TOTAL GENERAL FUND	\$279,000.16	\$253,621.18	\$25,378.98	\$10,814,701.16
Bank Fees and Cash Charges	\$0.00	\$0.00	\$0.00	\$0.00
Provision For Interest on Warrants	\$0.00	\$0.00	\$0.00	\$0.00
GRAND TOTAL	\$279,000.16	\$253,621.18	\$25,378.98	\$10,814,701.16

ESTIMATE OF NEEDS FOR THE FISCAL YEAR 2021-2022	
PURPOSE:	
Current Expense	
Interest	
Pro rata share of County Assessor's Budget as determined by County Excise Board	
GRAND TOTAL - Home School	

GENERAL FUND ACCOUNTS COVERING THE PERIOD JULY 1, 2020 TO JUNE 30, 2021
ESTIMATE OF NEEDS FOR 2021-2022

EXHIBIT "A"

Page 12

FISCAL YEAR ENDING JUNE 30, 2021						FISCAL YEAR 2020-2021
APPROPRIATIONS		NET AMOUNT	WARRANTS ISSUED	RESERVES	LAPSED BALANCE KNOWN TO BE UNENCUMBERED	EXPENDITURES FOR CURRENT EXPENSE PURPOSES
SUPPLEMENTAL ADJUSTMENTS						
ADDED	CANCELLED					
\$0.00	\$0.00	\$5,212,052.10	\$2,257,890.77	\$95,414.70	\$2,858,746.63	\$2,353,305.47
\$0.00	\$0.00	\$656,283.72	\$626,087.14	\$935.01	\$29,261.57	\$627,022.15
0.00	0.00	110,155.36	8,313.53	200.00	101,641.83	8,513.53
0.00	0.00	306,606.55	247,596.97	0.00	59,009.58	247,596.97
0.00	0.00	1,087,655.94	1,073,137.02	289.80	14,229.12	1,073,426.82
0.00	0.00	1,483,432.55	1,344,392.63	46,734.56	92,305.36	1,391,127.19
0.00	0.00	1,633,669.73	1,166,193.46	297,812.08	169,664.19	1,464,005.54
0.00	0.00	110,000.00	109,890.00	0.00	110.00	109,890.00
0.00	0.00	0.00	0.00	0.00	0.00	0.00
0.00	0.00	0.00	0.00	0.00	0.00	0.00
\$0.00	\$0.00	\$5,387,803.85	\$4,575,610.75	\$345,971.45	\$466,221.65	\$4,921,582.20
\$0.00	\$0.00	\$0.00	\$0.00	\$0.00	\$0.00	\$0.00
0.00	0.00	78,094.71	67,893.38	2,515.00	7,686.33	70,408.38
0.00	0.00	0.00	0.00	0.00	0.00	0.00
\$0.00	\$0.00	\$78,094.71	\$67,893.38	\$2,515.00	\$7,686.33	\$70,408.38
\$0.00	\$0.00	\$0.00	\$0.00	\$0.00	\$0.00	\$0.00
0.00	0.00	0.00	0.00	0.00	0.00	0.00
0.00	0.00	0.00	0.00	0.00	0.00	0.00
0.00	0.00	0.00	0.00	0.00	0.00	0.00
0.00	0.00	0.00	0.00	0.00	0.00	0.00
0.00	0.00	0.00	0.00	0.00	0.00	0.00
0.00	0.00	25,750.00	0.00	2,500.00	23,250.00	2,500.00
0.00	0.00	0.00	0.00	0.00	0.00	0.00
\$0.00	\$0.00	\$25,750.00	\$0.00	\$2,500.00	\$23,250.00	\$2,500.00
\$0.00	\$0.00	\$0.00	\$0.00	\$0.00	\$0.00	\$0.00
0.00	0.00	400.00	400.00	0.00	0.00	400.00
0.00	0.00	0.00	0.00	0.00	0.00	0.00
0.00	0.00	0.00	0.00	0.00	0.00	0.00
0.00	0.00	0.00	0.00	0.00	0.00	0.00
0.00	0.00	1,000.00	0.00	0.00	1,000.00	0.00
\$0.00	\$0.00	\$1,400.00	\$400.00	\$0.00	\$1,000.00	\$400.00
\$0.00	\$0.00	\$107,600.50	\$16,192.29	\$0.00	\$91,408.21	\$16,192.29
\$0.00	\$0.00	\$2,000.00	\$0.00	\$0.00	\$2,000.00	\$0.00
\$0.00	\$0.00	\$10,814,701.16	\$6,917,987.19	\$446,401.15	\$3,450,312.82	\$7,364,388.34
\$0.00	\$0.00	\$0.00	\$0.00	\$0.00	\$0.00	\$0.00
\$0.00	\$0.00	\$0.00	\$0.00	\$0.00	\$0.00	\$0.00
\$0.00	\$0.00	\$10,814,701.16	\$6,917,987.19	\$446,401.15	\$3,450,312.82	\$7,364,388.34

	Estimate of Needs by Governing Board	Approved by County Excise Board
	\$11,402,510.97	\$11,402,510.97
	0.00	0.00
	0.00	0.00
	11,402,510.97	11,402,510.97

BUILDING FUND ACCOUNTS COVERING THE PERIOD JULY 1, 2020 TO JUNE 30, 2021
ESTIMATE OF NEEDS FOR 2021-2022

EXHIBIT "B"

Page 13

Schedule 1, Current Balance Sheet - June 30, 2021		Amount
ASSETS:		
Cash Balance June 30, 2021		\$2,973,952.32
Investments		100,000.00
TOTAL ASSETS		\$3,073,952.32
LIABILITIES AND RESERVES:		
Warrants Outstanding		10,795.08
Reserve for Interest on Warrants		0.00
Reserves From Schedule 8		45,000.00
TOTAL LIABILITIES AND RESERVES		\$55,795.08
CASH FUND BALANCE JUNE 30, 2021		\$3,018,157.24
TOTAL LIABILITIES, RESERVES AND CASH FUND BALANCE		\$3,073,952.32

Schedule 2, Revenue and Requirements - 2020-2021		
	Detail	Total
REVENUE:		
Cash Balance June 30, 2020	\$2,648,396.23	
Cash Fund Balance Transferred From Prior Years	31,283.15	
Current Ad Valorem Tax Apportioned	731,753.85	
Miscellaneous Revenue Apportioned	6,479.21	
TOTAL REVENUE		\$3,417,912.44
REQUIREMENTS:		
Claims Paid by Warrants Issued & Transfer Fees Apportioned	\$354,755.20	
Reserves From Schedule 8	45,000.00	
Interest Paid on Warrants	0.00	
Reserve for Interest on Warrants	0.00	
TOTAL REQUIREMENTS		\$399,755.20
ADD: Cash Fund Balance as Per Balance Sheet 6-30-2021		3,018,157.24
TOTAL REQUIREMENTS AND CASH FUND BALANCE		\$3,417,912.44

Schedule 3, Cash Fund Balance Analysis - June 30, 2021		Amount
ADDITIONS:		
Miscellaneous Revenue Collected in Excess of Estimates-Net		\$6,479.21
Warrants Estopped, Cancelled or Converted		0.00
Fiscal Year 2020-21 Lapsed Appropriations		2,996,144.72
Fiscal Year 2019-20 Lapsed Appropriations		0.12
Ad Valorem Tax Collections in Excess of Estimates		0.00
Prior Year Ad Valorem Tax		31,283.03
TOTAL ADDITIONS		\$3,033,907.08
DEDUCTIONS:		
Supplemental Appropriations		\$0.00
Current Tax in Process of Collection		15,749.84
TOTAL DEDUCTIONS		15,749.84
Cash Fund Balance as per Balance Sheet 6-30-2021		\$3,018,157.24
Composition of Cash Fund Balance		
Cash		3,018,157.24
Cash Fund Balance as per Balance Sheet 6-30-2021		\$3,018,157.24

S.A.&I. Form 2661R06 Entity: High Plains Technology Center V-24 , Woodward County

07-Sep-21

See Accountant's Compilation Report

BUILDING FUND ACCOUNTS COVERING THE PERIOD JULY 1, 2020 TO JUNE 30, 2021
ESTIMATE OF NEEDS FOR 2021-2022

EXHIBIT "B"

Schedule 4, Miscellaneous Revenue		
SOURCE	2020-21 ACCOUNT	
	AMOUNT ESTIMATED	ACTUALLY COLLECTED
1000 DISTRICT SOURCES OF REVENUE:		
1200 Tuition & Fees	\$0.00	\$0.00
1300 Earnings on Investments and Bond Sales	0.00	6,090.00
1400 Rental, Disposals and Commissions	0.00	0.00
1500 Reimbursements	0.00	0.00
1600 Other Local Sources of Revenue	0.00	0.00
1700 Child Nutrition Programs	0.00	0.00
1800 Athletics	0.00	0.00
TOTAL	\$0.00	\$6,090.00
2000 INTERMEDIATE SOURCES OF REVENUE:		
2100 County 4 Mill Ad Valorem Tax	\$0.00	\$0.00
2200 County Apportionment (Mortgage Tax)	0.00	0.00
2300 Resale of Property Fund Distribution	0.00	0.00
2900 Other Intermediate Sources of Revenue	0.00	0.00
TOTAL	\$0.00	\$0.00
3000 STATE SOURCES OF REVENUE:		
	\$0.00	\$0.00
	0.00	0.00
	0.00	0.00
	0.00	0.00
3150 Farm Implement Tax Stamps	0.00	287.43
3412 National board Certified	0.00	0.00
3710 State land Reimbursement	0.00	101.78
3100 Total Dedicated Revenue	0.00	389.21
3800 Other State Revenue		
3819 State Formula	0.00	0.00
3833 Existing Industry	0.00	0.00
3834 Tips	0.00	0.00
3836 Bid Assistance	0.00	0.00
3844 Firefighters Assistance	0.00	0.00
3824 Safety	0.00	0.00
3864 Teacher Mentor	0.00	0.00
3866 Inmate Training	0.00	0.00
	0.00	0.00
	0.00	0.00
	0.00	0.00
TOTAL	\$0.00	\$389.21
4000 FEDERAL SOURCES OF REVENUE:		
4100 Grants-In-Aid Direct From The Federal Government	\$0.00	\$0.00
4689 OK SBDC	0.00	0.00
4815 CARES ACT (Heerf)	0.00	0.00
4821 Carl Perkins	0.00	0.00
4824 Pell Grant	0.00	0.00
4826 Pell Administrative	0.00	0.00
4700 VA Reporting	0.00	0.00
	0.00	0.00
TOTAL	\$0.00	\$0.00
5000 NON-REVENUE RECEIPTS:		
5100 Return of Assets	\$0.00	\$0.00
GRAND TOTAL	\$0.00	\$6,479.21

BUILDING FUND ACCOUNTS COVERING THE PERIOD JULY 1, 2020 TO JUNE 30, 2021
ESTIMATE OF NEEDS FOR 2021-2022

EXHIBIT "B"

Page 16

Schedule 5, Expenditures Building Fund Cash Accounts of Current and all Prior Years	
CURRENT AND ALL PRIOR YEARS	2020-21
Cash Balance Reported to Excise Board 6-30-2020	\$0.00
Cash Fund Balance Transferred Out	
Cash Fund Balance Transferred In	2,648,396.23
Adjusted Cash Balance	\$2,648,396.23
Ad Valorem Tax Apportioned To Year In Caption	731,753.85
Miscellaneous Revenue (Schedule 4)	6,479.21
Cash Fund Balance Forward From Preceding Year	31,283.15
Prior Expenditures Recovered	
TOTAL RECEIPTS	\$769,516.21
TOTAL RECEIPTS AND BALANCE	\$3,417,912.44
Warrants Paid of Year in Caption	343,960.12
Interest Paid Thereon	0.00
Bank Fees and Cash Charges	0.00
TOTAL DISBURSEMENTS	\$343,960.12
CASH BALANCE JUNE 30, 2021	\$3,073,952.32
Reserve for Warrants Outstanding	10,795.08
Reserve for Interest on Warrants	0.00
Reserves From Schedule 8	45,000.00
TOTAL LIABILITIES AND RESERVE	\$55,795.08
DEFICIT: (Red Figure)	\$0.00
CASH FUND BALANCE FORWARD TO SUCCEEDING YEAR	\$3,018,157.24

Schedule 6, Building Fund Warrant Account of Current and All Prior Years	
CURRENT AND ALL PRIOR YEARS	2020-21
Warrants Outstanding 6-30 of Year in Caption	
Warrants Registered During Year	354,755.20
TOTAL	\$354,755.20
Warrants Paid During Year	343,960.12
Warrants Converted to Bonds or Judgments	
Warrants Cancelled	
Warrants estopped by Statute	
TOTAL WARRANTS RETIRED	\$343,960.12
BALANCE WARRANTS OUTSTANDING JUNE 30, 2021	\$10,795.08

Schedule 7, 2020 Ad Valorem Tax Account			
2020 Net Valuation Certified To County Excise Board	\$395,907,180.00	5.000 Mills	Amount
Total Proceeds of Levy as Certified			\$822,254.06
Additions:			
Deductions:			
Gross Balance Tax			\$822,254.06
Less Reserve for Delinquent Tax			74,750.37
Reserve for Protests Pending			0.00
Balance Available Tax			\$747,503.69
Deduct 2020 Tax Apportioned			731,753.85
Net Balance 2020 Tax in Process of Collection			\$15,749.84
Excess Collections			\$0.00

S.A.&I. Form 2661R06 Entity: High Plains Technology Center V-24 , Woodward County

07-Sep-21

See Accountant's Compilation Report

BUILDING FUND ACCOUNTS COVERING THE PERIOD JULY 1, 2020 TO JUNE 30, 2021
ESTIMATE OF NEEDS FOR 2021-2022

EXHIBIT "B"

Page 17

Schedule 5, (Continued)						
2019-20	2018-19	2017-18	2016-17	2015-16	2014-15	TOTAL
\$2,735,081.23	\$0.00	\$0.00	\$0.00	\$0.00	\$0.00	\$2,735,081.23
2,648,396.23						2,648,396.23
						2,648,396.23
\$86,685.00	\$0.00	\$0.00	\$0.00	\$0.00	\$0.00	\$2,735,081.23
31,283.03						763,036.88
						6,479.21
0.00	0.00					31,283.15
						0.00
\$31,283.03	\$0.00	\$0.00	\$0.00	\$0.00	\$0.00	\$800,799.24
\$117,968.03	\$0.00	\$0.00	\$0.00	\$0.00	\$0.00	\$3,535,880.47
86,684.88	0.00	0.00	0.00	0.00	0.00	430,645.00
0.00	0.00	0.00	0.00	0.00	0.00	0.00
0.00	0.00	0.00	0.00	0.00	0.00	0.00
\$86,684.88	\$0.00	\$0.00	\$0.00	\$0.00	\$0.00	\$430,645.00
\$31,283.15	\$0.00	\$0.00	\$0.00	\$0.00	\$0.00	\$3,105,235.47
0.00	0.00	0.00	0.00	0.00	0.00	10,795.08
0.00	0.00	0.00	0.00	0.00	0.00	0.00
0.00	0.00	0.00	0.00	0.00	0.00	45,000.00
\$0.00	\$0.00	\$0.00	\$0.00	\$0.00	\$0.00	\$55,795.08
\$0.00	\$0.00	\$0.00	\$0.00	\$0.00	\$0.00	\$0.00
\$31,283.15	\$0.00	\$0.00	\$0.00	\$0.00	\$0.00	\$3,049,440.39

Schedule 6, (Continued)						
2019-20	2018-19	2017-18	2016-17	2015-16	2014-15	TOTAL
\$36,527.00	\$0.00	\$0.00	\$0.00	\$0.00	\$0.00	\$36,527.00
50,157.88						404,913.08
\$86,684.88	\$0.00	\$0.00	\$0.00	\$0.00	\$0.00	\$441,440.08
86,684.88	0.00					430,645.00
						0.00
						0.00
0.00	0.00	0.00	0.00	0.00	0.00	0.00
\$86,684.88	\$0.00	\$0.00	\$0.00	\$0.00	\$0.00	\$430,645.00
\$0.00	\$0.00	\$0.00	\$0.00	\$0.00	\$0.00	\$10,795.08

Schedule 9, Building Fund Investments						
INVESTED IN	Investments On Hand June 30, 2020	Since Purchased	Liquidations		Barred by Court Order	Investments On Hand June 30, 2021
			By Collection Of Cost	Amortized Premium		
Cert of Deposit	\$100,000.00	\$0.00	\$0.00	\$0.00	\$0.00	\$100,000.00
						0.00
						0.00
						0.00
						0.00
						0.00
						0.00
						0.00
						0.00
						0.00
						0.00
TOTAL INVEST	\$100,000.00	\$0.00	\$0.00	\$0.00	\$0.00	\$100,000.00

BUILDING FUND ACCOUNTS COVERING THE PERIOD JULY 1, 2020 TO JUNE 30, 2021
ESTIMATE OF NEEDS FOR 2021-2022

EXHIBIT "B"

Schedule 8, Report of Prior Year Expenditures				
APPROPRIATED ACCOUNTS	FISCAL YEAR ENDING JUNE 30, 2020			APPROPRIATIONS ORIGINAL
	RESERVES 6-30-2020	WARRANTS SINCE ISSUED	BALANCE LAPSED APPROPR	
1000 INSTRUCTION	\$0.00	\$0.00	\$0.00	\$0.00
2000 SUPPORT SERVICES:				
2100 Support Services - Students	\$0.00	\$0.00	\$0.00	\$0.00
2200 Support Services - Instructional Staff	0.00	0.00	0.00	0.00
2300 Support Services - General Administration	0.00	0.00	0.00	0.00
2400 Support Services - School Administration	0.00	0.00	0.00	0.00
2500 Support Services - Business	0.00	0.00	0.00	0.00
2600 Operations And Maintenance of Plant Services	0.00	0.00	0.00	3,068,674.06
2700 Student Transportation Services	0.00	0.00	0.00	0.00
2800 Support Services - Central	0.00	0.00	0.00	0.00
2900 Other Support Services	0.00	0.00	0.00	0.00
TOTAL	\$0.00	\$0.00	\$0.00	\$3,068,674.06
3000 OPERATION OF NON-INSTRUCTION SERVICES:				
3100 Child Nutrition Programs Operations	\$0.00	\$0.00	\$0.00	\$0.00
3200 Other Enterprise Service Operations	0.00	0.00	\$0.00	0.00
3300 Community Services Operations	0.00	0.00	\$0.00	0.00
TOTAL	\$0.00	\$0.00	\$0.00	\$0.00
4000 FACILITIES ACQUISITION & CONSTRUCTION SERVICES:				
4100 Supv. of Facilities Acquisition and Construction	\$0.00	\$0.00	\$0.00	\$0.00
4200 Site Acquisition Services	0.00	0.00	\$0.00	0.00
4300 Site Improvement Services	0.00	0.00	\$0.00	0.00
4400 Architecture and Engineering Services	0.00	0.00	\$0.00	0.00
4500 Educational Specifications Development Services	0.00	0.00	\$0.00	0.00
4600 Building Acquisition and Construction Services	0.00	0.00	\$0.00	0.00
4700 Building Improvement Services	50,158.00	50,157.88	\$0.12	0.00
4900 Other Facilities Acquisition and Const. Services	0.00	0.00	\$0.00	0.00
TOTAL	\$50,158.00	\$50,157.88	\$0.12	\$0.00
5000 OTHER OUTLAYS:				
5100 Debt Service	\$0.00	\$0.00	\$0.00	\$327,225.86
5200 Reimbursement(Child Nutrition Fund)	0.00	0.00	\$0.00	0.00
5300 Clearing Account	0.00	0.00	\$0.00	0.00
5400 Indirect Cost Entitlement	0.00	0.00	\$0.00	0.00
5500 Private Nonprofit Schools	0.00	0.00	\$0.00	0.00
5600 Correcting Entry	0.00	0.00	\$0.00	0.00
TOTAL	\$0.00	\$0.00	\$0.00	\$327,225.86
7000 OTHER USES	\$0.00	\$0.00	\$0.00	\$0.00
8000 REPAYMENTS	\$0.00	\$0.00	\$0.00	\$0.00
TOTAL BUILDING FUND	\$50,158.00	\$50,157.88	\$0.12	\$3,395,899.92
Bank Fees and Cash Charges	\$0.00	\$0.00	\$0.00	\$0.00
Provision For Interest on Warrants	\$0.00	\$0.00	\$0.00	\$0.00
GRAND TOTAL	\$50,158.00	\$50,157.88	\$0.12	\$3,395,899.92

ESTIMATE OF NEEDS FOR THE FISCAL YEAR 2021-2022
PURPOSE:
Current Expense
Interest
Pro rata share of County Assessor's Budget by County Excise Board
GRAND TOTAL - Home School

BUILDING FUND ACCOUNTS COVERING THE PERIOD JULY 1, 2020 TO JUNE 30, 2021
ESTIMATE OF NEEDS FOR 2021-2022

EXHIBIT "B"

Page 19

FISCAL YEAR ENDING JUNE 30, 2021						FISCAL YEAR 2020-2021 EXPENDITURES FOR CURRENT EXPENSE PURPOSES
APPROPRIATIONS		NET AMOUNT	WARRANTS ISSUED	RESERVES	LAPSED BALANCE KNOWN TO BE UNENCUMBERED	
SUPPLEMENTAL ADJUSTMENTS						
ADDED	CANCELLED					
\$0.00	\$0.00	\$0.00	\$0.00	\$0.00	\$0.00	\$0.00
\$0.00	\$0.00	\$0.00	\$0.00	\$0.00	\$0.00	\$0.00
0.00	0.00	0.00	0.00	0.00	0.00	0.00
0.00	0.00	0.00	0.00	0.00	0.00	0.00
0.00	0.00	0.00	0.00	0.00	0.00	0.00
0.00	0.00	0.00	0.00	0.00	0.00	0.00
0.00	0.00	3,068,674.06	0.00	0.00	3,068,674.06	0.00
0.00	0.00	0.00	0.00	0.00	0.00	0.00
0.00	0.00	0.00	0.00	0.00	0.00	0.00
0.00	0.00	0.00	0.00	0.00	0.00	0.00
\$0.00	\$0.00	\$3,068,674.06	\$0.00	\$0.00	\$3,068,674.06	\$0.00
\$0.00	\$0.00	\$0.00	\$0.00	\$0.00	\$0.00	\$0.00
0.00	0.00	0.00	0.00	0.00	0.00	0.00
0.00	0.00	0.00	0.00	0.00	0.00	0.00
\$0.00	\$0.00	\$0.00	\$0.00	\$0.00	\$0.00	\$0.00
\$0.00	\$0.00	\$0.00	\$0.00	\$0.00	\$0.00	\$0.00
0.00	0.00	0.00	0.00	0.00	0.00	0.00
0.00	0.00	0.00	0.00	0.00	0.00	0.00
0.00	0.00	0.00	0.00	0.00	0.00	0.00
0.00	0.00	0.00	0.00	0.00	0.00	0.00
0.00	0.00	0.00	27,554.74	45,000.00	(72,554.74)	72,554.74
0.00	0.00	0.00	0.00	0.00	0.00	0.00
\$0.00	\$0.00	\$0.00	\$27,554.74	\$45,000.00	(\$72,554.74)	\$72,554.74
\$0.00	\$0.00	\$327,225.86	\$327,200.46	\$0.00	\$25.40	\$327,200.46
0.00	0.00	0.00	0.00	0.00	0.00	0.00
0.00	0.00	0.00	0.00	0.00	0.00	0.00
0.00	0.00	0.00	0.00	0.00	0.00	0.00
0.00	0.00	0.00	0.00	0.00	0.00	0.00
0.00	0.00	0.00	0.00	0.00	0.00	0.00
\$0.00	\$0.00	\$327,225.86	\$327,200.46	\$0.00	\$25.40	\$327,200.46
\$0.00	\$0.00	\$0.00	\$0.00	\$0.00	\$0.00	\$0.00
\$0.00	\$0.00	\$0.00	\$0.00	\$0.00	\$0.00	\$0.00
\$0.00	\$0.00	\$3,395,899.92	\$354,755.20	\$45,000.00	\$2,996,144.72	\$399,755.20
\$0.00	\$0.00	\$0.00	\$0.00	\$0.00	\$0.00	\$0.00
\$0.00	\$0.00	\$0.00	\$0.00	\$0.00	\$0.00	\$0.00
\$0.00	\$0.00	\$3,395,899.92	\$354,755.20	\$45,000.00	\$2,996,144.72	\$399,755.20

		Estimate of Needs by Governing Board	Approved by County Excise Board
		\$4,009,729.03	\$4,009,729.03
		0.00	0.00
		0.00	0.00
		4,009,729.03	4,009,729.03

CERTIFICATE OF EXCISE BOARD

State of Oklahoma, County of Woodward

We, do further certify that we have examined the statement of estimated needs for the current fiscal year ending ending June 30, 2021, as certified by the Board of Education of High Plains Technology Center, District Number V-24 of said County and State, and its financial statement for the preceding year, and in so doing we have diligently performed the duties imposed upon this Excise Board by 68 O.S. 2001 Section 3007, by (1) ascertaining that the financial statements, as to the statistics therein contained, reflect the true fiscal condition at the close of the fiscal year, or caused the same to be corrected so to show; (2) struck from the estimate of needs so submitted any items not authorized by law and reduced to the sum authorized by law any items restricted by statute as to the amount lawfully expendable therefor; (3) supplemented such estimate, after appropriate action, by an estimate of needs prepared by this Excise Board to make provision for mandatory functions based upon statistics authoritatively submitted; (4) computed the total means available to each fund in the manner provided, applying the Governing Board's estimate of revenue to be derived from surplus tax of the immediately preceding year and from sources other than ad valorem tax, or reduced such estimate to not less than the lawfully authorized ratio of the several sums realized from such sources during the preceding fiscal year or to such lesser sum as may reasonably be anticipated under altered law or circumstance and using for such determination the basic collections of the preceding year and the ratios on which distribution or apportionment must be made during the ensuing or current year.

To the several and specific purposes of the estimated needs as certified, we have and do hereby appropriate the surplus balances of cash on hand of the prior year, estimates of income from sources other than ad valorem taxation within the limitation fixed by law, and the proceeds of ad valorem tax levy within the number of mills authorized, either by apportionment by the Legislature, allocation by the excise board or by legal election, all of which appropriations are made in so far as the available surpluses, revenues, and levies will permit, except in that we have also provided that, after deducting items consisting of cash and the revenue from all sources other than the 2021 tax and proceeds of the 2021 tax levy are in excess of the residue of such appropriations, by a sum included for delinquent tax, computed at 10% of such residue. And provided further, if said District has been ascertained to be a well defined State Aid District, the local budget, as approved and appropriated for, has been applied wholly to its operating accounts.

We further certify that the amount required to be raised from tax, excluding Homesteads, for General Revenue Fund purposes as approved, requires a total ad valorem tax levy of 10.000 Mills. Said levy is within the statutory limit, and if in excess, is within the constitutional limit and has been authorized by a vote of the people of said district, as shown by certificate of the School Board to-wit:

To this District, with valuations shown below, the Excise Board allocated 5.000 Mills, plus 0.000 Mills authorized by the Constitution, plus an emergency levy of 0.000 Mills; plus local support levy of 5.000 Mills;
Total levy for General Fund 10.000 Mills.

We further certify that the amount required to be raised for building fund purposes as approved requires a tax levy of 2.000 Mills, and said levy has been certified as authorized by a vote of the people at an election held for that purpose. We further certify that Assessed Values used in computing Mill-vote levies have been applied as certified by the County Assessor.

We further certify that we have examined the within statements of account and estimated needs or requirements of the Governing Board of High Plains Technology Center, School District No. V-24 of said County and State, in relation to the Sinking Fund or Funds thereof, and after finding the same correct or having caused the same to be corrected pursuant to 68 O.S. 2001 Section 3009, have approved the requirements therefor to fulfill the conditions of Section 26 and 28 or Article 10, Oklahoma Constitution, and have made and certified a tax levy therefor to the extent of the excess of said total requirements over the total of items 2, 3, 6, and 12 of Exhibit "Y" and any other legal deduction, including a reserve of 10% for delinquent taxes.

CERTIFICATE OF EXCISE BOARD
ESTIMATE OF NEEDS FOR 2021-2022

EXHIBIT "Y"					
County Excise Board's Appropriation of Income and Revenue	General Fund	Building Fund	Co-op Fund	Child Nutrition Fund	New Sinking Fund (Exc. Homesteads)
Appropriation Approved and Provison Made	\$11,402,510.97	\$3,791,669.36	\$0.00	\$0.00	\$0.00
Appropriation of Revenues:					
Excess of Assets Over Liabilities	4,763,483.88	3,018,157.24	0.00	0.00	0.00
Unclaimed Protest Tax Refunds					
Miscellaneous Estimated Revenues	2,771,220.77	0.00	0.00	0.00	None
Est. Value of Surplus Tax in Process	0.00				None
Sinking Fund Contributions					
Surplus Building Fund Cash					
Total Other Than 2021 Tax	7,534,704.65	3,018,157.24	0.00	0.00	0.00
Balance Required	3,867,806.32	773,512.12	0.00	0.00	0.00
Add 10% for Delinquency	386,780.63	77,351.21	0.00	0.00	0.00
Total Required for 2021 Tax	4,254,586.95	850,863.33	0.00	0.00	0.00
Rate of Levy Required and Certified	—	—	—	—	0.00 Mills

We further certify that the net assessed valuation of the Property, subject to ad valorem taxes, after the amount of all Homestead Exemptions have been deducted in the said School District as finally equalized and certified by the Board of Equalization for the current year 2021-22 is as follows:

VALUATION AND LEVIES EXCLUDING HOMESTEADS					
County	Real	Personal	Public Service	Total	
This County Woodward	\$116,829,917	\$113,789,581	\$65,510,921	\$296,130,419	
Joint County Woodward JI-5	963,850	12,314,696	596,736	13,875,284	
Joint County Dewey	7,713,823	16,725,949	4,125,768	28,565,540	
Joint County Ellis	6,775,017	6,200,127	6,405,922	19,381,066	
Joint County Ellis JI-5	747,505	4,385,258	33,576	5,166,339	
Joint County Harper	12,648,486	13,929,358	19,833,683	46,411,527	
Joint County	0	0	0	0	
Joint County	0	0	0	0	
Joint County	0	0	0	0	
Joint County	0	0	0	0	
Joint County	0	0	0	0	
Joint County	0	0	0	0	
Joint County	0	0	0	0	
Joint County	0	0	0	0	
Total Valuations, All Counties	\$145,678,598	\$167,344,969	\$96,506,608	\$409,530,175	

and that the assessed valuations herein certified have been used in computing the rates of mill levies and the proceeds thereof appropriated as aforesaid; and that having ascertained as aforesaid, the aggregate amount to be raised by ad valorem taxation, we thereupon made the above levies therefor as provided by law as follows:

CERTIFICATE OF EXCISE BOARD
ESTIMATE OF NEEDS FOR 2021-2022

EXHIBIT "Y" Continued:		PRIMARY COUNTY AND ALL JOINT COUNTIES					
Levies Required and Certified:		Valuation And Levies Excluding Homesteads				Total Required For 2021 Tax	
County		General Fund	Building Fund		Total Valuation	General	Building
This County	Woodward	10.45 Mills	2.09 Mills		\$296,130,419	\$3,094,562.88	\$618,912.58
Joint Co.	Woodward JI-5	10.00 Mills	2.00 Mills		13,875,284	138,752.84	27,750.57
Joint Co.	Dewey	10.00 Mills	2.00 Mills		28,565,540	285,655.40	57,131.08
Joint Co.	Ellis	10.84 Mills	2.17 Mills		19,381,066	210,090.76	42,056.91
Joint Co.	Ellis JI-5	10.00 Mills	2.00 Mills		5,166,339	51,663.39	10,332.68
Joint Co.	Harper	10.21 Mills	2.04 Mills		46,411,527	473,861.69	94,679.52
Joint Co.		Mills	Mills		0	0.00	0.00
Joint Co.		Mills	Mills		0	0.00	0.00
Joint Co.		Mills	Mills		0	0.00	0.00
Joint Co.		Mills	Mills		0	0.00	0.00
Joint Co.		Mills	Mills		0	0.00	0.00
Joint Co.		Mills	Mills		0	0.00	0.00
Joint Co.		Mills	Mills		0	0.00	0.00
Totals					\$409,530,175	\$4,254,586.95	\$850,863.33

Sinking Fund 0.00 Mills

and we do hereby order the above levies to be certified forthwith by the Secretary of this Board to the County Assessor of said County, in order that the County Assessor may immediately extend said levies upon the Tax Rolls for the year 2021 without regard to any protest that may be filed against any levies, as required by 68 O. S. 2001, Section 2869.

Signed at Woodward, Oklahoma, this the 26th day of October, 2021.

Steve Semmel
Excise Board Member

Eldon Marklin
Excise Board Chairman

Toni Peach
Excise Board Member

Wendy Dunlap
Excise Board Secretary

Joint School District Levy Certification for High Plains Technology Center Public Schools V-24

Career Tech District Number _____ : General Fund _____
Building Fund _____

State of Oklahoma)
County of Woodward) ss

I, Wendy Dunlap, Woodward County Clerk, do hereby certify that the above levies are true and correct for the taxable year 2021.

Witness my hand and seal, on 10-26-21, _____.

Wendy Dunlap
Woodward County Clerk



ALL FUND ACCOUNTS COVERING THE PERIOD JULY 1, 2020 TO JUNE 30, 2021
STATISTICAL DATA FOR 2021-2022

EXHIBIT "Z"

Page 66

Schedule 1, SUMMARY RECAPITULATION OF SCHOOL COSTS FOR THE FISCAL YEAR ENDING JUNE 30, 2021, AND APPORTIONMENT THEREOF					
CLASSIFICATION	ACCUMULATION OF EXPENDITURES AND UNLIQUIDATED COMMITMENTS TO DETERMINE PER CAPITA COSTS				
	GENERAL REVENUE FUND	CHILD NUTRITION FUND	2020-2021 CONSTITUTIONAL BUILDING FUND EXPENDITURES	2020-2021 ACCRUALS AND COUPON REQUIREMENTS	SPECIAL REVENUE FUNDS
Expenditures and Reserves					
Current Expenditures - Educational	\$6,791,504.90	\$0.00	\$0.00	\$0.00	\$0.00
Current Expenditures - Transportation	109,890.00	0.00	0.00	0.00	0.00
Current Reserves - Educational	443,901.15	0.00	0.00	0.00	0.00
Current Reserves - Transportation	0.00	0.00	0.00	0.00	0.00
Capital Expenditures - Educational	0.00	0.00	27,554.74	0.00	0.00
Capital Expenditures - Transportation	0.00	0.00	0.00	0.00	0.00
Capital Reserves - Educational	2,500.00	0.00	45,000.00	0.00	0.00
Capital Reserves - Transportation	0.00	0.00	0.00	0.00	0.00
Interest Paid and Reserved	0.00	0.00	0.00	0.00	0.00
TOTALS	\$7,347,796.05	\$0.00	\$72,554.74	\$0.00	\$0.00
Enumeration	0	Average Daily Attend	0	Average Daily Haul	0

(Continued below.)

Schedule 1, (Continued)					
CLASSIFICATION	ACCUMULATION OF EXPENDITURES AND UNLIQUIDATED COMMITMENTS TO DETERMINE PER CAPITA COSTS				
		ENTERPRISE FUNDS	ACTIVITY FUNDS	EXPENDABLE TRUST FUNDS	NONEXPENDABLE TRUST FUNDS
Expenditures and Reserves					
Current Expenditures - Educational	\$0.00	\$0.00	\$0.00	\$0.00	\$0.00
Current Expenditures - Transportation	0.00	0.00	0.00	0.00	0.00
Current Reserves - Educational	0.00	0.00	0.00	0.00	0.00
Current Reserves - Transportation	0.00	0.00	0.00	0.00	0.00
Capital Expenditures - Educational	0.00	0.00	0.00	0.00	0.00
Capital Expenditures - Transportation	0.00	0.00	0.00	0.00	0.00
Capital Reserves - Educational	0.00	0.00	0.00	0.00	0.00
Capital Reserves - Transportation	0.00	0.00	0.00	0.00	0.00
Interest Paid and Reserved	0.00	0.00	0.00	0.00	0.00
TOTALS	\$0.00	\$0.00	\$0.00	\$0.00	\$0.00

(Continued next page.)

ALL FUND ACCOUNTS COVERING THE PERIOD JULY 1, 2020 TO JUNE 30, 2021
 STATISTICAL DATA FOR 2021-2022

EXHIBIT "Z"

Schedule 1, (Continued)				
CLASSIFICATION			DISTRIBUTION OF OPERATING EXPENSE TO DETERMINE PER CAPITA COST	
	INTERNAL SERVICE FUNDS	TOTAL OF ALL APPLICABLE COSTS 2020-2021	OPERATION COSTS ONLY	TRANSPORTATION COSTS ONLY
Expenditures and Reserves				
Current Expenditures - Educational	\$0.00	\$6,791,504.90	\$6,791,504.90	\$0.00
Current Expenditures - Transportation	0.00	\$109,890.00	0.00	109,890.00
Current Reserves - Educational	0.00	\$443,901.15	443,901.15	0.00
Current Reserves - Transportation	0.00	\$0.00	0.00	0.00
Capital Expenditures - Educational	0.00	\$27,554.74	27,554.74	0.00
Capital Expenditures - Transportation	0.00	\$0.00	0.00	0.00
Capital Reserves - Educational	0.00	\$47,500.00	47,500.00	0.00
Capital Reserves - Transportation	0.00	\$0.00	0.00	0.00
Interest Paid and Reserved	0.00	\$0.00	0.00	0.00
TOTALS	\$0.00	\$7,420,350.79	\$7,310,460.79	\$109,890.00
Per Capita Cost - Education		\$0.00	Per Capita Cost - Transportation	
			\$0.00	