

Oklahoma Department of Wildlife Conservation

Financial Statements

June 30, 2024 and 2023
(With Independent Auditors' Report Thereon)

OKLAHOMA DEPARTMENT OF WILDLIFE CONSERVATION

FINANCIAL STATEMENTS

Table of Contents

	<u>Page</u>
<u>Independent Auditors' Report</u>	1
<u>Management's Discussion and Analysis</u>	I-1
<u>Financial Statements:</u>	
Statements of Net Position	5
Statements of Activities	6
Balance Sheets—Governmental Funds	8
Statements of Revenues, Expenditures, and Changes in Fund Balances—Governmental Funds	12
Reconciliation of Net Changes in Governmental Fund Balances to Governmental Activities Changes in Net Position	14
Statements of Fiduciary Net Position—Fiduciary Funds	15
Statements of Changes in Fiduciary Net Position—Fiduciary Funds	16
Notes to Financial Statements	18
<u>Required Supplementary Information:</u>	
Supplementary Information Required by Governmental Accounting Standards Board Statements No. 67 and 68:	
Schedule of Changes in Net Pension Liability (Asset)— Defined Benefit Pension Plan (Schedule I)	68
Schedule of Net Pension Liability (Asset)—Defined Benefit Pension Plan (Schedule II)	70
Schedule of Contributions from Employer—Defined Benefit Pension Plan (Schedule III)	71
Schedule of Investment Returns—Defined Benefit Pension Plan (Schedule IV)	72
Supplementary Information Required by Governmental Accounting Standards Board Statement No. 75:	
Schedule of Changes in Total OPEB Liability— Health Insurance Allowance (Schedule V)	73
Schedule of Changes in Net OPEB Liability— Implicit Rate Subsidy of Health Insurance Plan OPEB Liability (Schedule VI)	74
Notes to Required Supplementary Information	75

(Continued)

OKLAHOMA DEPARTMENT OF WILDLIFE CONSERVATION

FINANCIAL STATEMENTS

Table of Contents, Continued

	<u>Page</u>
<u>Supplementary Information:</u>	
Schedule of Expenditures of Federal Awards	77
Notes to Schedule of Expenditures of Federal Awards	78
Independent Auditors' Report on Internal Control Over Financial Reporting and on Compliance and Other Matters Based on an Audit of Financial Statements Performed in <u>Accordance with Government Auditing Standards</u>	79
Independent Auditors' Report on Compliance for Each Major Program and on Internal Control Over <u>Compliance Required by the Uniform Guidance</u>	81
<u>Schedule of Findings and Questioned Costs</u>	84
<u>Summary Schedule of Prior Audit Findings</u>	86

INDEPENDENT AUDITORS' REPORT

Oklahoma Wildlife Conservation Commission
Oklahoma Department of Wildlife Conservation

Report on the Audit of the Financial Statements

Opinions

We have audited the accompanying financial statements of the governmental activities, each major fund, and the aggregate remaining fund information of the Oklahoma Department of Wildlife Conservation (the "Department"), a component unit of the State of Oklahoma, as of and for the years ended June 30, 2024 and 2023, and the related notes to the financial statements, which collectively comprise the Department's basic financial statements as listed in the table of contents.

In our opinion, the financial statements referred to above present fairly, in all material respects, the respective financial position of the governmental activities, each major fund, and the aggregate remaining fund information of the Department, as of June 30, 2024 and 2023, and the respective changes in financial position thereof for the years then ended in accordance with accounting principles generally accepted in the United States.

Basis for Opinions

We conducted our audits in accordance with auditing standards generally accepted in the United States and the standards applicable to financial audits contained in *Government Auditing Standards*, issued by the Comptroller General of the United States. Our responsibilities under those standards are further described in the Auditors' Responsibilities for the Audit of the Financial Statements section of our report. We are required to be independent of the Department and to meet our other ethical responsibilities, in accordance with the relevant ethical requirements relating to our audit. We believe that the audit evidence we have obtained is sufficient and appropriate to provide a basis for our audit opinions.

Emphasis of Matter

Department-Only Financial Statements

As discussed in Note 1, the financial statements of the Department are intended to present the financial position and the changes in financial position of only that portion of the governmental activities, each major fund, and the aggregate remaining fund information of the State of Oklahoma that is attributable to the transactions of the Department. They do not purport to, and do not, present fairly the financial position of the State of Oklahoma as of June 30, 2024 or 2023, or the changes in its financial position for the years then ended in accordance with accounting principles generally accepted in the United States. Our opinion is not modified with respect to this matter.

(Continued)

INDEPENDENT AUDITORS' REPORT, CONTINUED

Responsibilities of Management for the Financial Statements

Management is responsible for the preparation and fair presentation of the financial statements in accordance with accounting principles generally accepted in the United States, and for the design, implementation, and maintenance of internal control relevant to the preparation and fair presentation of financial statements that are free from material misstatement, whether due to fraud or error.

In preparing the financial statements, management is required to evaluate whether there are conditions or events, considered in the aggregate, that raise substantial doubt about the Department's ability to continue as a going concern for twelve months beyond the financial statement date, including any currently known information that may raise substantial doubt shortly thereafter.

Auditors' Responsibilities for the Audit of the Financial Statements

Our objectives are to obtain reasonable assurance about whether the financial statements as a whole are free from material misstatement, whether due to fraud or error, and to issue an auditors' report that includes our opinions. Reasonable assurance is a high level of assurance but is not absolute assurance and therefore is not a guarantee that an audit conducted in accordance with generally accepted auditing standards and Government Auditing Standards will always detect a material misstatement when it exists. The risk of not detecting a material misstatement resulting from fraud is higher than for one resulting from error, as fraud may involve collusion, forgery, intentional omissions, misrepresentations, or the override of internal control. Misstatements are considered material if there is a substantial likelihood that, individually or in the aggregate, they would influence the judgment made by a reasonable user based on the financial statements.

In performing an audit in accordance with generally accepted auditing standards and *Government Auditing Standards*, we:

- Exercise professional judgment and maintain professional skepticism throughout the audit.
- Identify and assess the risks of material misstatement of the financial statements, whether due to fraud or error, and design and perform audit procedures responsive to those risks. Such procedures include examining, on a test basis, evidence regarding the amounts and disclosures in the financial statements.
- Obtain an understanding of internal control relevant to the audit in order to design audit procedures that are appropriate in the circumstances, but not for the purpose of expressing an opinion on the effectiveness of the Department's internal control. Accordingly, no such opinion is expressed.
- Evaluate the appropriateness of accounting policies used and the reasonableness of significant accounting estimates made by management, as well as evaluate the overall presentation of the financial statements.
- Conclude whether, in our judgment, there are conditions or events, considered in the aggregate, that raise substantial doubt about the Department's ability to continue as a going concern for a reasonable period of time.

We are required to communicate with those charged with governance regarding, among other matters, the planned scope and timing of the audit, significant audit findings, and certain internal control-related matters that we identified during the audit.

(Continued)

INDEPENDENT AUDITORS' REPORT, CONTINUED

Required Supplementary Information

Accounting principles generally accepted in the United States require that the management's discussion and analysis on pages I-1 through I-8 and the schedule of changes in net pension liability (asset)—defined benefit pension plan, the schedule of net pension liability (asset)—defined benefit pension plan, the schedule of contributions from employer—defined benefit pension plan, the schedule of investment returns—defined benefit pension plan, the schedule of changes in total OPEB liability—health insurance allowance, the schedule of changes in net OPEB liability—implicit rate subsidy of health insurance plan OPEB liability, and the related notes to the required supplementary information on pages 68–76 be presented to supplement the basic financial statements. Such information is the responsibility of management and, although not a part of the basic financial statements, is required by the Governmental Accounting Standards Board, who considers it to be an essential part of financial reporting for placing the basic financial statements in an appropriate operational, economic, or historical context. We have applied certain limited procedures to the required supplementary information in accordance with auditing standards generally accepted in the United States, which consisted of inquiries of management about the methods of preparing the information and comparing the information for consistency with management's responses to our inquiries, the basic financial statements, and other knowledge we obtained during our audits of the basic financial statements. We do not express an opinion or provide any assurance on the information because the limited procedures do not provide us with sufficient evidence to express an opinion or provide any assurance.

Supplementary Information

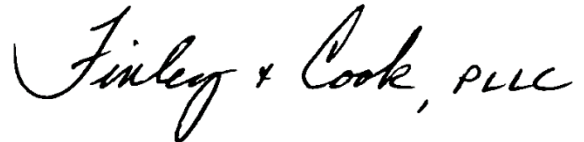
Our audits were conducted for the purpose of forming opinions on the financial statements that collectively comprise the Department's basic financial statements. The accompanying schedule of expenditures of federal awards for the year ended June 30, 2024, as required by Title 2 U.S. *Code of Federal Regulations* Part 200, *Uniform Administrative Requirements, Cost Principles, and Audit Requirements for Federal Awards*, is presented for purposes of additional analysis and is not a required part of the basic financial statements. Such information is the responsibility of management and was derived from and relates directly to the underlying accounting and other records used to prepare the basic financial statements. The information has been subjected to the auditing procedures applied in the audits of the basic financial statements and certain additional procedures, including comparing and reconciling such information directly to the underlying accounting and other records used to prepare the basic financial statements or to the basic financial statements themselves, and other additional procedures in accordance with auditing standards generally accepted in the United States. In our opinion, the schedule of expenditures of federal awards is fairly stated, in all material respects, in relation to the basic financial statements as a whole.

(Continued)

INDEPENDENT AUDITORS' REPORT, CONTINUED

Other Reporting Required by *Government Auditing Standards*

In accordance with *Government Auditing Standards*, we have also issued our report dated December 4, 2024, on our consideration of the Department's internal control over financial reporting and on our tests of its compliance with certain provisions of laws, regulations, contracts, and grant agreements and other matters. The purpose of that report is solely to describe the scope of our testing of internal control over financial reporting and compliance and the results of that testing, and not to provide an opinion on the effectiveness of the Department's internal control over financial reporting or on compliance. That report is an integral part of an audit performed in accordance with *Government Auditing Standards* in considering the Department's internal control over financial reporting and compliance.

A handwritten signature in black ink that reads "Finley & Cook, PLLC". The signature is written in a cursive, flowing style.

Shawnee, Oklahoma
December 4, 2024

MANAGEMENT'S DISCUSSION AND ANALYSIS

As management of the Oklahoma Department of Wildlife Conservation (the "Department"), we offer readers of the Department's financial statements this overview and analysis of the financial activities for the fiscal years ended June 30, 2024 and 2023.

Financial Highlights

- During 2024 and 2023, the Department generated revenues of approximately \$76 million and \$71 million, respectively.
- In both 2024 and 2023, the net position of the Department increased by approximately \$15 million from the previous fiscal year, resulting in net position of approximately \$303 million at year-end in fiscal year 2024 and approximately \$288 million at year-end in fiscal year 2023.
- In compliance with Governmental Accounting Standards Board (GASB) 68 and GASB 71, the Department recognized a net pension asset/liability of approximately \$14,337,000 at June 30, 2024, and a net pension liability of approximately \$13,699,000 and \$21,202,000 at June 30, 2023 and 2022, respectively.
- In compliance with GASB 75, the Department recognized a net other postemployment benefit (OPEB) liability of approximately \$11,723,000, \$10,076,000, and \$10,339,000, at June 30, 2024, 2023, and 2022, respectively.

Overview of the Financial Statements

This discussion and analysis is intended to serve as an introduction to the Department's basic financial statements. The Department's basic financial statements are comprised of three components: 1) government-wide financial statements, 2) governmental fund financial statements, and 3) notes to the financial statements.

Government-Wide Financial Statements

The government-wide financial statements (i.e., the statements of net position and the statements of activities) are designed to provide readers with a broad overview of the Department's finances, in a manner similar to a private-sector business. Taxes and intergovernmental revenues support the governmental activities.

The statements of net position presents information on all of the Department's assets and liabilities, with the difference between the two reported as net position. Increases and decreases in net position serve as useful indicators of whether the financial position of the Department is improving or deteriorating.

The statements of activities presents information demonstrating the degree of change in net position during the most recent fiscal year. All changes in net position are reported as soon as the underlying event giving rise to the change occurs, regardless of the timing of related cash flows. Thus, revenues and expenses are reported in this statement for some items that will result in cash flows in future periods.

MANAGEMENT'S DISCUSSION AND ANALYSIS, CONTINUED

Overview of the Financial Statements, Continued

Governmental Fund Financial Statements

Governmental fund financial statements focus on near-term inflows and outflows of spendable resources, as well as on balances of spendable resources available at the end of the fiscal year. Governmental funds are used to account for essentially the same functions reported as governmental activities in the government-wide financial statements; however, this information may be useful in evaluating a government's near-term financing requirements. The focus of governmental funds is narrower than that of the government-wide financial statements, thus it allows readers to better understand the long-term impact of the government's near-term decision-making processes. Both the governmental fund balance sheet and the governmental fund statements of revenues, expenditures, and changes in fund balances provide a reconciliation to facilitate the comparison between governmental funds and governmental activities.

Fiduciary fund financial statements provide information about the financial relationships—such as the retirement plans for the Department's employees—in which the Department acts solely as a trustee for the benefit of others, to whom the resources belong. The Department is responsible for ensuring the assets reported in these funds are used for their intended purposes. The fiduciary activities are reported in a separate statements of fiduciary net position and a statements of changes in fiduciary net position. These activities are excluded from the Department's government-wide financial statements due to the Department not being allowed to use these assets to finance its operations.

The Department, for reporting purposes, maintains two governmental funds and a fiduciary fund. The two governmental funds are the general fund and permanent fund. The general fund is the primary operating fund for the Department, except those required to be accounted for in another fund. Included in the general fund are the assets and operation of the lifetime licensed investment income account. As the resources of the investment income account may be used to support the Department's activities, they are reported in the general fund. The permanent fund accounts for the sale of lifetime licenses. The Department is required to maintain lifetime license sales in perpetuity by State statute. The pension trust funds account for the activities of the Department's retirement pension plans, which accumulate resources for pension benefit payments to qualified employees. Information is presented separately in the governmental fund balance sheet for the governmental funds and the fiduciary fund. All transactions relating to the general administration of the Department are accounted for in the governmental fund statements of revenues, expenditures, and changes in fund balances, whereas the fiduciary fund is custodial in nature and does not present results of operations or have a measurement focus.

Capital Assets

The Department's investment in capital assets for its governmental activities as of June 30, 2024, 2023, and 2022, amounted to \$156,124,612, \$152,868,339, and \$152,257,106, respectively. As a direct result of GASB 34 implementation, our capital assets are being depreciated on a straight-line method over the asset's useful life and reported net of accumulated depreciation.

MANAGEMENT'S DISCUSSION AND ANALYSIS, CONTINUED

Changes in Net Position

Our revenue consists mainly of hunting and fishing license revenue and federal operating grants. Our agency is a constitutional agency and does not receive state appropriations. During 2024, the Oklahoma State Legislature passed a bill which approved a consolidation and bundling of licenses, with a net effect of a fee increase in several important categories. The full impact of these changes will not be seen until next fiscal year, but we did realize additional sales in advance of the July 1 fee increase, including a significant increase in lifetime license sales. During 2023, investments remained volatile, but started to bounce back. License sales leveled off to pre-pandemic numbers.

In fiscal year 2024, our cash and cash equivalents (restricted and unrestricted) increased by approximately \$6,456,000, along with general revenue (including investment income) increasing by approximately \$4,709,000. In 2024, license sales decreased by approximately \$1,430,000, lifetime licenses increased by approximately \$3,321,000, and investment income increased by approximately \$1,638,000. Overall expenses increased by approximately \$4,126,000. In fiscal year 2023, our cash and cash equivalents (restricted and unrestricted) increased by approximately \$4,376,000, along with general revenue (including investment income) increasing by approximately \$29,882,000. In 2023, license sales increased by approximately \$1,212,000 and lifetime licenses decreased by approximately \$212,000. Overall expenses increased by approximately \$3,263,000.

The fiduciary net position increased by approximately \$12,106,000 in 2024 due principally to the net appreciation in fair value of investments of approximately \$15,433,000. This resulted in net position restricted for pensions of approximately \$148 million, \$136 million, and \$125 million in fiscal years 2024, 2023, and 2022, respectively.

MANAGEMENT'S DISCUSSION AND ANALYSIS, CONTINUED

Government-Wide Financial Analysis

The Department's net position is reported as follows:

Oklahoma Department of Wildlife Conservation Net Position

	<u>2024</u>	<u>2023</u>	<u>2022</u>
Current assets	\$ 62,830,077	49,666,397	39,383,216
Restricted assets	113,295,589	109,567,146	103,912,228
Lease assets, net	878,955	454,092	878,295
Capital assets, net	<u>156,124,612</u>	<u>152,868,339</u>	<u>152,257,106</u>
Total assets	<u>333,129,233</u>	<u>312,555,974</u>	<u>296,430,845</u>
Deferred outflows of resources related to the pension plan and OPEB	<u>21,012,517</u>	<u>19,871,493</u>	<u>27,332,138</u>
Current liabilities	4,814,206	2,418,182	1,959,697
Long-term liabilities	<u>28,942,339</u>	<u>26,154,075</u>	<u>34,766,366</u>
Total liabilities	<u>33,756,545</u>	<u>28,572,257</u>	<u>36,726,063</u>
Deferred inflows of resources related to the pension plan and OPEB	<u>17,292,029</u>	<u>16,226,655</u>	<u>14,122,096</u>
Net investment in capital assets	156,124,612	152,868,339	152,257,106
Restricted net position	117,166,299	109,720,371	104,052,228
Unrestricted net position	<u>29,802,265</u>	<u>25,039,845</u>	<u>16,605,490</u>
Total net position	<u>\$ 303,093,176</u>	<u>287,628,555</u>	<u>272,914,824</u>

MANAGEMENT'S DISCUSSION AND ANALYSIS, CONTINUED

Government-Wide Financial Analysis, Continued

Oklahoma Department of Wildlife Conservation Changes in Net Position

Year Ended June 30, 2024

		Program Revenues		Net (Expense)
			Federal	Revenue/
			Operating	Change in
	Expenses	License Fees	Grants	Net Position
Programs:				
Game	\$ (16,933,606)	5,937,915	16,787,774	5,792,083
Fish	(11,918,853)	4,043,645	7,560,627	(314,581)
Law enforcement	(15,210,043)	4,709,924	-	(10,500,119)
Information and education	(3,541,098)	1,301,005	1,477,808	(762,285)
Nongame	-	-	889,854	889,854
Administration	(12,788,975)	3,399,982	-	(9,388,993)
Total program activities	<u>\$ (60,392,575)</u>	<u>19,392,471</u>	<u>26,716,063</u>	<u>(14,284,041)</u>
General revenues:				
Other wildlife sales				3,452,773
Sales of capital assets				680,085
Investment income				15,989,249
Miscellaneous				2,787,492
Oil and gas leases				483,339
Non-expendable revenues— lifetime licenses				<u>6,355,724</u>
Total general revenues				<u>29,748,662</u>
Changes in net position				15,464,621
Net position, beginning of year				<u>287,628,555</u>
Net position, end of year				<u>\$ 303,093,176</u>

MANAGEMENT'S DISCUSSION AND ANALYSIS, CONTINUED

Government-Wide Financial Analysis, Continued

Oklahoma Department of Wildlife Conservation Changes in Net Position, Continued

Year Ended June 30, 2023

		Program Revenues		Net (Expense)
			Federal	Revenue/
			Operating	Change in
	Expenses	License Fees	Grants	Net Position
Programs:				
Game	\$ (16,747,493)	6,434,543	17,047,199	6,734,249
Fish	(11,116,809)	4,159,631	6,650,827	(306,351)
Law enforcement	(12,507,162)	5,120,669	-	(7,386,493)
Information and education	(3,400,926)	1,443,876	556,011	(1,401,039)
Nongame	-	-	863,625	863,625
Administration	(12,494,538)	3,664,147	-	(8,830,391)
Total program activities	<u>\$ (56,266,928)</u>	<u>20,822,866</u>	<u>25,117,662</u>	<u>(10,326,400)</u>
General revenues:				
Other wildlife sales				3,709,713
Sales of capital assets				890,750
Investment income				14,351,200
Miscellaneous				1,147,167
Agricultural and oil leases				1,906,371
Non-expendable revenues—				
lifetime licenses				<u>3,034,930</u>
Total general revenues				<u>25,040,131</u>
Changes in net position				14,713,731
Net position, beginning of year				<u>272,914,824</u>
Net position, end of year				<u>\$ 287,628,555</u>

MANAGEMENT'S DISCUSSION AND ANALYSIS, CONTINUED

Government-Wide Financial Analysis, Continued

Oklahoma Department of Wildlife Conservation Changes in Net Position, Continued

Year Ended June 30, 2022

		Program Revenues		Net (Expense)
			Federal	Revenue/
			Operating	Change in
	Expenses	License Fees	Grants	Net Position
Programs:				
Game	\$ (14,893,011)	6,063,191	18,326,989	9,497,169
Fish	(10,993,409)	4,178,073	7,205,518	390,182
Law enforcement	(13,034,548)	4,796,326	-	(8,238,222)
Information and education	(3,088,896)	1,343,890	526,309	(1,218,697)
Nongame	-	-	973,888	973,888
Administration	(10,994,090)	3,229,664	-	(7,764,426)
Total program activities	<u>\$ (53,003,954)</u>	<u>19,611,144</u>	<u>27,032,704</u>	<u>(6,360,106)</u>
General revenues:				
Other wildlife sales				3,521,762
Sales of capital assets				874,655
Investment loss				(15,526,305)
Miscellaneous				1,405,488
Agricultural and oil leases				1,635,988
Non-expendable revenues— lifetime licenses				<u>3,247,010</u>
Total general revenues				<u>(4,841,402)</u>
Changes in net position				(11,201,508)
Net position, beginning of year				<u>284,116,332</u>
Net position, end of year				<u>\$ 272,914,824</u>

MANAGEMENT’S DISCUSSION AND ANALYSIS, CONTINUED

Overview of the Oklahoma Department of Wildlife Conservation

The Department was created by a constitutional amendment in 1956 under Article 26. The Department has the primary duties of providing management, protection, and enhancement of wildlife resources and habitat for scientific, educational, recreational, and economic benefits to present and future generations of citizens and visitors to Oklahoma as stated in O.S. 29.

The Oklahoma Wildlife Conservation Commission (the “Commission”) is an advisory, administrative, and policy-making body for the Department. The eight members of the Commission are appointed to 8-year terms by the Governor and confirmed by the State Senate of Oklahoma.

Our discussion and analysis of the Department’s financial performance provides an overview of the Department’s financial activities for the fiscal years ended June 30, 2024 and 2023.

Request for Information

This financial report is designed to provide interested parties with a general overview of the Department’s finances and to demonstrate the Department’s accountability for the money it receives. If you have any questions regarding this report, please contact the Oklahoma Department of Wildlife Conservation, 1801 N. Lincoln Blvd., Oklahoma City, OK 73152.

OKLAHOMA DEPARTMENT OF WILDLIFE CONSERVATION

STATEMENTS OF NET POSITION

<i>June 30,</i>	<i>2024</i>	<i>2023</i>
Assets:		
Cash and cash equivalents	\$ 17,778,641	14,387,659
Receivables	3,139,738	2,893,177
Due from other funds	504,275	-
Investments	41,407,423	32,385,561
Restricted cash and cash equivalents	19,052,080	15,987,275
Restricted investments	94,236,509	93,572,871
Restricted assets	7,000	7,000
Lease assets, net	878,955	454,092
Capital assets—nondepreciable	110,686,824	109,413,527
Capital assets—depreciable, net	45,437,788	43,454,812
Total assets	<u>333,129,233</u>	<u>312,555,974</u>
Deferred outflows of resources:		
Deferred amounts related to the pension and OPEB	<u>21,012,517</u>	<u>19,871,493</u>
Liabilities:		
Accounts payable	3,050,677	946,090
Compensated absences payable—amount due in 1 year or less	1,005,052	1,224,779
Lease liabilities—amount due in 1 year or less	758,477	247,313
Compensated absences payable—amount due in more than 1 year	2,774,072	2,166,073
Lease liabilities—amount due in more than 1 year	108,607	212,194
Net pension liability	14,336,578	13,699,498
Total OPEB liability	<u>11,723,082</u>	<u>10,076,310</u>
Total liabilities	<u>33,756,545</u>	<u>28,572,257</u>
Deferred inflows of resources:		
Deferred amounts related to the pension and OPEB	<u>17,292,029</u>	<u>16,226,655</u>
Net position:		
Net investment in capital assets	156,124,612	152,868,339
Restricted for:		
Lifetime licenses—nonspendable	109,179,347	102,823,623
Purchase of land—legacy permits	7,986,952	6,896,748
Unrestricted	<u>29,802,265</u>	<u>25,039,845</u>
Total net position	<u>\$ 303,093,176</u>	<u>287,628,555</u>

See Independent Auditors' Report.

See accompanying notes to financial statements.

OKLAHOMA DEPARTMENT OF WILDLIFE CONSERVATION

STATEMENTS OF ACTIVITIES

Year Ended June 30, 2024

		Program Revenues		Net (Expense)
			Federal	Revenue/
			Operating	Change in
	Expenses	License Fees	Grants	Net Position
Programs:				
Game	\$ (16,933,606)	5,937,915	16,787,774	5,792,083
Fish	(11,918,853)	4,043,645	7,560,627	(314,581)
Law enforcement	(15,210,043)	4,709,924	-	(10,500,119)
Information and education	(3,541,098)	1,301,005	1,477,808	(762,285)
Nongame	-	-	889,854	889,854
Administration	(12,788,975)	3,399,982	-	(9,388,993)
Total program activities	<u>\$ (60,392,575)</u>	<u>19,392,471</u>	<u>26,716,063</u>	<u>(14,284,041)</u>
General revenues:				
Other wildlife sales				3,452,773
Sales of capital assets				680,085
Investment income				15,989,249
Miscellaneous				2,787,492
Oil and gas leases				483,339
Non-expendable revenues—				
lifetime licenses				<u>6,355,724</u>
Total general revenues				<u>29,748,662</u>
Changes in net position				15,464,621
Net position, beginning of year				<u>287,628,555</u>
Net position, end of year				<u>\$ 303,093,176</u>

See Independent Auditors' Report.

See accompanying notes to financial statements.

OKLAHOMA DEPARTMENT OF WILDLIFE CONSERVATION

STATEMENTS OF ACTIVITIES, CONTINUED

Year Ended June 30, 2023

		Program Revenues		Net (Expense)
			Federal	Revenue/
	Expenses	License Fees	Operating Grants	Change in
				Net Position
Programs:				
Game	\$ (16,747,493)	6,434,543	17,047,199	6,734,249
Fish	(11,116,809)	4,159,631	6,650,827	(306,351)
Law enforcement	(12,507,162)	5,120,669	-	(7,386,493)
Information and education	(3,400,926)	1,443,876	556,011	(1,401,039)
Nongame	-	-	863,625	863,625
Administration	(12,494,538)	3,664,147	-	(8,830,391)
Total program activities	<u>\$ (56,266,928)</u>	<u>20,822,866</u>	<u>25,117,662</u>	<u>(10,326,400)</u>
General revenues:				
Other wildlife sales				3,709,713
Sales of capital assets				890,750
Investment income				14,351,200
Miscellaneous				1,147,167
Agricultural and oil leases				1,906,371
Non-expendable revenues— lifetime licenses				<u>3,034,930</u>
Total general revenues				<u>25,040,131</u>
Changes in net position				14,713,731
Net position, beginning of year				<u>272,914,824</u>
Net position, end of year				<u>\$ 287,628,555</u>

See Independent Auditors' Report.

See accompanying notes to financial statements.

OKLAHOMA DEPARTMENT OF WILDLIFE CONSERVATION

BALANCE SHEETS—GOVERNMENTAL FUNDS

June 30, 2024

		Permanent Fund	
		Perpetual Lifetime Licenses	Total Governmental Funds
	General Fund		
Assets:			
Cash and cash equivalents	\$ 25,765,593	11,065,128	36,830,721
Investments	41,407,423	94,236,509	135,643,932
Receivables	3,139,738	-	3,139,738
Due from other funds	-	3,870,710	3,870,710
Other assets	-	7,000	7,000
Total assets	<u>\$ 70,312,754</u>	<u>109,179,347</u>	<u>179,492,101</u>
Liabilities:			
Accounts payable	\$ 3,050,677	-	3,050,677
Due to other funds	3,366,435	-	3,366,435
Total liabilities	<u>6,417,112</u>	<u>-</u>	<u>6,417,112</u>
Fund balances:			
Nonspendable:			
Lifetime licenses	-	109,179,347	109,179,347
Restricted for:			
Purchase of land—legacy permits	7,986,952	-	7,986,952
Unassigned	55,908,690	-	55,908,690
Total fund balances	<u>63,895,642</u>	<u>109,179,347</u>	<u>173,074,989</u>
Total liabilities and fund balances	<u>\$ 70,312,754</u>	<u>109,179,347</u>	<u>179,492,101</u>

(Continued)

See Independent Auditors' Report.
See accompanying notes to financial statements.

OKLAHOMA DEPARTMENT OF WILDLIFE CONSERVATION

BALANCE SHEETS—GOVERNMENTAL FUNDS, CONTINUED

June 30, 2024

		Permanent Fund	
		Perpetual Lifetime Licenses	Total Governmental Funds
	General Fund		
Reconciliation:			
Fund balances from above	\$ 63,895,642	109,179,347	173,074,989
Amounts reported for governmental activities in the statement of net position are different because:			
Capital assets and lease assets used in governmental activities are not financial resources and therefore are not reported in the funds	157,003,567	-	157,003,567
Deferred outflows related to the pension and OPEB are not financial resources and therefore are not reported in the funds	21,012,517	-	21,012,517
Certain liabilities are not due and payable in the current period and therefore are not reported in the funds	(30,705,868)	-	(30,705,868)
Deferred inflows related to the pension and OPEB are not due and payable in the current period and therefore are not reported in the funds	(17,292,029)	-	(17,292,029)
Net position per statement of net position	\$ 193,913,829	109,179,347	303,093,176

See Independent Auditors' Report.
See accompanying notes to financial statements.

OKLAHOMA DEPARTMENT OF WILDLIFE CONSERVATION

BALANCE SHEETS—GOVERNMENTAL FUNDS, CONTINUED

June 30, 2023

		Permanent Fund	
	General Fund	Perpetual Lifetime Licenses	Total Governmental Funds
Assets:			
Cash and cash equivalents	\$ 21,284,407	9,090,527	30,374,934
Investments	32,385,561	93,572,871	125,958,432
Receivables	2,893,177	-	2,893,177
Due from other funds	-	153,225	153,225
Other assets	-	7,000	7,000
Total assets	<u>\$ 56,563,145</u>	<u>102,823,623</u>	<u>159,386,768</u>
Liabilities:			
Accounts payable	\$ 946,090	-	946,090
Due to other funds	153,225	-	153,225
Total liabilities	<u>1,099,315</u>	<u>-</u>	<u>1,099,315</u>
Fund balances:			
Nonspendable:			
Lifetime licenses	-	102,823,623	102,823,623
Restricted for:			
Purchase of land—legacy permits	6,896,748	-	6,896,748
Unassigned	48,567,082	-	48,567,082
Total fund balances	<u>55,463,830</u>	<u>102,823,623</u>	<u>158,287,453</u>
Total liabilities and fund balances	<u>\$ 56,563,145</u>	<u>102,823,623</u>	<u>159,386,768</u>

(Continued)

See Independent Auditors' Report.
See accompanying notes to financial statements.

OKLAHOMA DEPARTMENT OF WILDLIFE CONSERVATION

BALANCE SHEETS—GOVERNMENTAL FUNDS, CONTINUED

June 30, 2023

		Permanent Fund	Total Governmental Funds
	General Fund	Perpetual Lifetime Licenses	
Reconciliation:			
Fund balances from above	\$ 55,463,830	102,823,623	158,287,453
Amounts reported for governmental activities in the statement of net position are different because:			
Capital assets and lease assets used in governmental activities are not financial resources and therefore are not reported in the funds	153,322,431	-	153,322,431
Deferred outflows related to the pension and OPEB are not financial resources and therefore are not reported in the funds	19,871,493	-	19,871,493
Certain liabilities are not due and payable in the current period and therefore are not reported in the funds	(27,626,167)	-	(27,626,167)
Deferred inflows related to the pension and OPEB are not due and payable in the current period and therefore are not reported in the funds	(16,226,655)	-	(16,226,655)
Net position per statement of net position	\$ 184,804,932	102,823,623	287,628,555

See Independent Auditors' Report.
See accompanying notes to financial statements.

OKLAHOMA DEPARTMENT OF WILDLIFE CONSERVATION

STATEMENTS OF REVENUES, EXPENDITURES, AND
CHANGES IN FUND BALANCES—GOVERNMENTAL FUNDS

Year Ended June 30, 2024

		Permanent Fund	
	General Fund	Perpetual Lifetime Licenses	Total Governmental Funds
Revenues:			
Licenses	\$ 19,392,471	6,355,724	25,748,195
Other wildlife sales	1,250,454	-	1,250,454
Legacy permit sales	2,202,319	-	2,202,319
Oil and gas leases	483,339	-	483,339
Federal grant revenue	26,716,063	-	26,716,063
Investment income—lifetime licenses	15,665,513	-	15,665,513
Investment income	323,736	-	323,736
Miscellaneous	2,787,492	-	2,787,492
Total revenues	68,821,387	6,355,724	75,177,111
Expenditures:			
Administration	9,443,790	-	9,443,790
Game	16,330,259	-	16,330,259
Fish	11,006,676	-	11,006,676
Law enforcement	14,336,144	-	14,336,144
Information and education	3,365,425	-	3,365,425
Capital improvements	5,177,983	-	5,177,983
Land acquisitions	1,409,383	-	1,409,383
Total expenditures	61,069,660	-	61,069,660
Revenues over expenditures	7,751,727	6,355,724	14,107,451
Other financing sources:			
Sales of other assets	680,085	-	680,085
Total other financing sources	680,085	-	680,085
Net changes in fund balances	8,431,812	6,355,724	14,787,536
Fund balances, beginning of year	55,463,830	102,823,623	158,287,453
Fund balances, end of year	\$ 63,895,642	109,179,347	173,074,989

See Independent Auditors' Report.

See accompanying notes to financial statements.

OKLAHOMA DEPARTMENT OF WILDLIFE CONSERVATION

STATEMENTS OF REVENUES, EXPENDITURES, AND
CHANGES IN FUND BALANCES—GOVERNMENTAL FUNDS, CONTINUED

Year Ended June 30, 2023

	General Fund	Permanent Fund Perpetual Lifetime Licenses	Total Governmental Funds
Revenues:			
Licenses	\$ 20,822,866	3,034,930	23,857,796
Other wildlife sales	1,542,530	-	1,542,530
Legacy permit sales	2,167,183	-	2,167,183
Agricultural and oil leases	1,906,371	-	1,906,371
Federal grant revenue	25,117,662	-	25,117,662
Investment income—lifetime licenses	14,060,288	-	14,060,288
Investment income	290,912	-	290,912
Miscellaneous	1,147,167	-	1,147,167
Total revenues	67,054,979	3,034,930	70,089,909
Expenditures:			
Administration	8,165,081	-	8,165,081
Game	15,720,139	-	15,720,139
Fish	9,997,448	-	9,997,448
Law enforcement	11,528,611	-	11,528,611
Information and education	3,187,716	-	3,187,716
Capital improvements	5,440,296	-	5,440,296
Land acquisitions	1,288,777	-	1,288,777
Total expenditures	55,328,068	-	55,328,068
Revenues over expenditures	11,726,911	3,034,930	14,761,841
Other financing sources:			
Sales of other assets	890,750	-	890,750
Total other financing sources	890,750	-	890,750
Net changes in fund balances	12,617,661	3,034,930	15,652,591
Fund balances, beginning of year	42,846,169	99,788,693	142,634,862
Fund balances, end of year	\$ 55,463,830	102,823,623	158,287,453

See Independent Auditors' Report.

See accompanying notes to financial statements.

OKLAHOMA DEPARTMENT OF WILDLIFE CONSERVATION

**RECONCILIATION OF NET CHANGES IN GOVERNMENTAL FUND BALANCES TO
GOVERNMENTAL ACTIVITIES CHANGES IN NET POSITION**

<i>Years Ended June 30,</i>	<i>2024</i>	<i>2023</i>
Net changes in fund balances—total governmental funds	\$ 14,787,536	15,652,591
Amounts reported for governmental activities in the statements of activities are different because:		
Governmental funds report operating leases as expenditures; however, in the statement of activities, lease assets and lease liabilities are capitalized and amortized over the life of the leases:		
Amortization expense	(855,015)	(956,460)
Lease payments	888,939	1,117,875
Interest expense recognized on lease liabilities	(16,638)	(14,180)
Governmental funds report capital outlays as expenditures; however, in the statements of activities, the cost of those assets is allocated over their estimated useful lives:		
Depreciation expense	(4,381,522)	(3,957,460)
Net capital asset purchases capitalized	7,637,795	4,568,693
Some expenses reported in the statements of activities do not require the use of current financial resources and therefore are not reported as expenditures in governmental funds:		
Compensated absences payable	(388,272)	102,541
Total OPEB liability	(320,020)	87,575
In the statements of activities, the cost of pension benefits earned net of employee contributions is reported as an element of pension expense. The fund financial statements report pension contributions as expenditures.	(1,888,182)	(1,887,444)
Changes in net position of governmental activities	\$ 15,464,621	14,713,731

See Independent Auditors' Report.

See accompanying notes to financial statements.

OKLAHOMA DEPARTMENT OF WILDLIFE CONSERVATION

STATEMENTS OF FIDUCIARY NET POSITION—FIDUCIARY FUNDS

June 30, 2024 and 2023

	Pension Trust Funds		
	Defined	Defined	Total
	Benefit Pension Plan	Contribution Plan	
<u>2024</u>			
Assets:			
Investments at fair value:			
U.S. government securities	\$ 3,765,311	-	3,765,311
U.S. Treasury obligations	3,066,022	-	3,066,022
Collateralized mortgage obligations	3,596,450	-	3,596,450
Corporate bonds	2,602,698	-	2,602,698
Municipals	1,362,728	-	1,362,728
Domestic equity securities	54,972,523	-	54,972,523
Equity and fixed income funds	49,292,467	8,536,976	57,829,443
Alternative investments	13,818,984	-	13,818,984
Cash and cash equivalents	7,517,468	390,465	7,907,933
Total assets	<u>139,994,651</u>	<u>8,927,441</u>	<u>148,922,092</u>
Liabilities:			
Due to other funds	<u>504,275</u>	-	<u>504,275</u>
Total liabilities	<u>504,275</u>	-	<u>504,275</u>
Net position—restricted for pension benefits	<u>\$ 139,490,376</u>	<u>8,927,441</u>	<u>148,417,817</u>
<u>2023</u>			
Assets:			
Investments at fair value:			
U.S. government securities	\$ 2,417,252	-	2,417,252
U.S. Treasury obligations	4,693,317	-	4,693,317
Collateralized mortgage obligations	2,814,631	-	2,814,631
Corporate bonds	2,618,624	-	2,618,624
Municipals	1,104,003	-	1,104,003
Domestic equity securities	52,354,695	-	52,354,695
Equity and fixed income funds	46,698,648	7,069,149	53,767,797
Alternative investments	11,457,620	-	11,457,620
Cash and cash equivalents	4,809,588	274,541	5,084,129
Total assets	<u>128,968,378</u>	<u>7,343,690</u>	<u>136,312,068</u>
Net position—restricted for pension benefits	<u>\$ 128,968,378</u>	<u>7,343,690</u>	<u>136,312,068</u>

See Independent Auditors' Report.

See accompanying notes to financial statements.

OKLAHOMA DEPARTMENT OF WILDLIFE CONSERVATION

STATEMENTS OF CHANGES IN FIDUCIARY NET POSITION—FIDUCIARY FUNDS

Year Ended June 30, 2024

	Pension Trust Funds		
	Defined Benefit Pension Plan	Defined Contribution Plan	Total
Additions:			
Contributions:			
Employer's	\$ 3,045,716	700,752	3,746,468
Employees'	505,856	476,589	982,445
Total contributions	3,551,572	1,177,341	4,728,913
Investment income:			
Net appreciation in fair value of investments	14,344,321	1,088,559	15,432,880
Interest	495,549	-	495,549
Dividends	2,570,249	-	2,570,249
Other	9,477	-	9,477
Total investment income	17,419,596	1,088,559	18,508,155
Less investment expenses	(224,156)	-	(224,156)
Net investment income	17,195,440	1,088,559	18,283,999
Total additions	20,747,012	2,265,900	23,012,912
Deductions:			
Benefit payments	10,194,881	676,579	10,871,460
Administration	30,133	5,570	35,703
Total deductions	10,225,014	682,149	10,907,163
Changes in net position	10,521,998	1,583,751	12,105,749
Net position—restricted for pension benefits, beginning of year	128,968,378	7,343,690	136,312,068
Net position—restricted for pension benefits, end of year	\$ 139,490,376	8,927,441	148,417,817

See Independent Auditors' Report.
See accompanying notes to financial statements.

OKLAHOMA DEPARTMENT OF WILDLIFE CONSERVATION

STATEMENTS OF CHANGES IN FIDUCIARY NET POSITION—FIDUCIARY FUNDS, CONTINUED

Year Ended June 30, 2023

	Pension Trust Funds		
	Defined	Defined	Total
	Benefit Pension Plan	Contribution Plan	
Additions:			
Contributions:			
Employer's	\$ 2,250,000	649,111	2,899,111
Employees'	521,618	465,830	987,448
Total contributions	2,771,618	1,114,941	3,886,559
Investment income:			
Net appreciation in fair value of investments	13,306,074	805,516	14,111,590
Interest	446,865	-	446,865
Dividends	2,245,651	-	2,245,651
Other	8,081	-	8,081
Total investment income	16,006,671	805,516	16,812,187
Less investment expenses	(209,206)	-	(209,206)
Net investment income	15,797,465	805,516	16,602,981
Total additions	18,569,083	1,920,457	20,489,540
Deductions:			
Benefit payments	9,007,987	288,788	9,296,775
Administration	35,250	5,450	40,700
Total deductions	9,043,237	294,238	9,337,475
Changes in net position	9,525,846	1,626,219	11,152,065
Net position—restricted for pension benefits, beginning of year	119,442,532	5,717,471	125,160,003
Net position—restricted for pension benefits, end of year	\$ 128,968,378	7,343,690	136,312,068

See Independent Auditors' Report.

See accompanying notes to financial statements.

OKLAHOMA DEPARTMENT OF WILDLIFE CONSERVATION

NOTES TO FINANCIAL STATEMENTS

June 30, 2024 and 2023

(1) NATURE OF THE ORGANIZATION

Reporting Entity

The Oklahoma Department of Wildlife Conservation (the “Department”) was created by a constitutional amendment in 1956 under Article 26. The Department is a department of the State of Oklahoma (the “State”) and is included within the financial statements of the State. The Department has the primary duties of providing management, protection, and enhancement of wildlife resources and habitat for scientific, educational, recreational, and economic benefits to present and future generations of citizens and visitors to Oklahoma as stated in O.S. 29.

The Oklahoma Wildlife Conservation Commission (the “Commission”) is an advisory, administrative, and policy-making body for the Department. The eight members of the Commission are appointed to 8-year terms by the Governor and confirmed by the State Senate of Oklahoma.

The Department’s financial statements include the operations of all organizations for which the Department has financial accountability. Based on this criterion, the Department’s employee retirement plans have been included in the accompanying financial statements.

The financial statements of the Department are intended to present the financial position and the changes in financial position of only that portion of the governmental activities, each major fund, and the aggregate remaining fund information of the State that is attributable to the transactions of the Department, and not those of the entire State.

In July 2018, the Oklahoma Wildlife Conservation Foundation (the “Foundation”) was launched. The Foundation’s purpose is to help provide additional support for the Department and its activities in managing the State’s fish and wildlife resources and habitats. The Foundation is a discretely presented component unit of the Department; however, due to minimal activity for the years ended June 30, 2024 and 2023, the component has been excluded from the accompanying financial statements. The Foundation had total assets of approximately \$512,000 as of June 30, 2024, and total revenues and expenses of approximately \$703,000 and \$620,000, respectively, for the year ended June 30, 2024. The Foundation had total assets of approximately \$511,000 as of June 30, 2023, and total revenues and expenses of approximately \$624,000 and \$603,000, respectively, for the year ended June 30, 2023.

See Independent Auditors’ Report.

NOTES TO FINANCIAL STATEMENTS, CONTINUED

(2) **SUMMARY OF SIGNIFICANT ACCOUNTING POLICIES**

The financial statements of the Department have been prepared in accordance with accounting principles generally accepted in the United States as applied to governmental units. The Governmental Accounting Standards Board (GASB) is the accepted standard-setting body for establishing governmental accounting and financial reporting principles. The more significant of the Department's accounting policies are described below.

Basis of Presentation and Accounting

The government-wide financial statements (i.e., the statements of net position and the statements of activities) report information on all of the nonfiduciary activities of the government. Governmental activities are supported by license fees, federal grants, and other revenues.

The statements of activities demonstrate the degree to which the direct expenses of a given function or segment is offset by program revenues. Direct expenses are those that are clearly identifiable with a specific function or segment. Program revenues include 1) charges to customers or applicants who purchase, use, or directly benefit from goods, services, or privileges provided by a given function or segment and 2) grants and contributions that are restricted to meeting the operational or capital requirements of a particular function or segment. Taxes and other items properly not included among program revenues are reported instead as general revenues.

Separate financial statements are provided for governmental funds in which major individual governmental funds are reported as separate columns in the fund financial statements.

The government-wide financial statements are reported using the economic resources measurement focus and the accrual basis of accounting. Revenues are recorded when earned and expenses are recorded when a liability is incurred, regardless of the timing of related cash flows. Grants and similar items are recognized as revenue as soon as all eligibility requirements have been met.

The governmental fund financial statements are reported using the current financial resources measurement focus and the modified accrual basis of accounting. Revenues are recognized as soon as they are both measurable and available. Revenues are considered to be available when they are collectible within the current period or soon enough thereafter to pay liabilities of the current period. The Department considers receivables collected within 90 days after year-end to be available and recognizes them as revenues of the current year. Expenditures generally are recorded when a liability is incurred, as under accrual accounting. However, expenditures related to compensated absences, net pension obligation, and net other postemployment benefit obligation are recorded only when payment is due.

(2) **SUMMARY OF SIGNIFICANT ACCOUNTING POLICIES, CONTINUED**

Basis of Presentation and Accounting, Continued

The Department, in accordance with GASB Statement No. 54, *Fund Balance Reporting and Governmental Fund Type Definitions* (GASB 54), has the following major governmental funds:

- The general fund is the Department's primary operating fund. It accounts for all financial resources of the Department, except those required to be accounted for in another fund.
- The perpetual lifetime license fund is a permanent fund which accounts for assets in which the principal may not be spent. The Department is required to maintain lifetime license sales in perpetuity by State statute.

Additionally, the Department reports the following fund type:

- The pension trust funds account for the activities of the Department's retirement plans, which accumulate resources for pension benefit payments to qualified employees.

All gains and losses arising from the sale, collection, or other disposition of investments and other noncash assets together with any ordinary income derived therefrom are accounted for in the fund owning such assets, except for gains and losses and ordinary income of the permanent fund, which are accounted for in the general fund.

Fund Balances

GASB 54 defines fund balances for presentation as follows:

- Nonspendable—includes amounts that cannot be spent because they are either a) not in spendable form or b) legally or contractually required to be maintained intact.
- Restricted—consists of fund balances with constraints placed on the use of the resources either by a) external groups such as creditors, grantors, contributors, or laws or regulations of other governments or b) law through constitutional provisions or enabling legislation.
- Unassigned—represents fund balances that have not been assigned to other funds and have not been restricted, committed, or assigned to specific purposes within the general fund.

NOTES TO FINANCIAL STATEMENTS, CONTINUED

(2) SUMMARY OF SIGNIFICANT ACCOUNTING POLICIES, CONTINUEDBasis of Presentation and Accounting, Continued*Fund Balances, Continued*

Based on the above definitions, the components of the Department's fund balances are as follows:

- **Nonspendable**—represents the fund balance of the permanent fund, which accounts for assets derived from the sale of lifetime licenses. The nonspendable fund balance was \$109,179,347 and \$102,823,623 at June 30, 2024 and 2023, respectively.
- **Restricted**—represents assets derived from the sale of \$5 hunting and fishing legacy permits. The proceeds from the permits are to be used by the Department for the purchase of land and for the operation of such lands. Legacy permit sales were \$2,202,319 and \$2,167,183 for the years ended June 30, 2024 and 2023, respectively. The restricted fund balance was \$7,986,952 and \$7,986,952 at June 30, 2024 and 2023, respectively.
- **Unassigned**—represents the total fund balance less nonspendable and restricted. The unassigned fund balance totaled \$55,908,690 and \$48,567,082 at June 30, 2024 and 2023, respectively.

Investment earnings from the permanent fund can be utilized for any Department purpose and are reflected in the general fund; the fund balance is classified as unassigned. At June 30, the assets were comprised as follows:

	<u>2024</u>	<u>2023</u>
Cash	\$ 3,763,434	2,327,183
Investments	<u>41,407,423</u>	<u>32,385,561</u>
	<u>\$ 45,170,857</u>	<u>34,712,744</u>

Changes in the fund balance associated with these assets for the years ended June 30 were as follows:

	<u>2024</u>	<u>2023</u>
Beginning fund balance	\$ 34,712,744	24,846,446
Investment earnings	15,665,513	14,060,288
Used in general fund operations	<u>(5,207,400)</u>	<u>(4,193,990)</u>
Ending fund balance	<u>\$ 45,170,857</u>	<u>34,712,744</u>

See Independent Auditors' Report.

(2) **SUMMARY OF SIGNIFICANT ACCOUNTING POLICIES, CONTINUED**

Basis of Presentation and Accounting, Continued

Fund Balances, Continued

As discussed previously, the Department also receives significant amounts of federal grants. Federal grant monies are considered restricted funds. However, the expenditures for federal grants are principally on a reimbursement basis, and at June 30, 2024 and 2023, there were no significant amounts of unspent federal monies; thus, there were no restricted fund balances related to federal grants. The Department chooses to spend federal grant monies first if both federal and nonfederal monies are available and can be spent for the same allowable purposes.

The Department's budgeting process determines what source to use for land acquisitions when both restricted and unrestricted resources are available, except that federal resources are always expended first.

Cash, Cash Equivalents, and Investments

Cash includes amounts on deposit with the Office of the State Treasurer, which is responsible for ensuring proper collateralization and insurance on such funds. Cash equivalents include all highly liquid investments with an original maturity of 3 months or less when purchased. Investments are stated at fair value based on the value reported by independent sources.

State statutes authorize the Department to invest the fiduciary fund in any investment permitted by a written investment policy adopted by the Commission, provided all investments shall be made in accordance with the Oklahoma Uniform Prudent Investor Act. The investment policies allow for investments such as publicly traded stocks, convertible bonds and preferred stocks, alternative investments, and fixed-income securities, whether interest-bearing or discount instruments.

The Department participates in a master investment program operated by the Office of the State Treasurer. The Office of the State Treasurer makes investments at its discretion on behalf of the Department. These investments are mainly composed of certificates of deposit, obligations of the U.S. government and its agencies, and money market funds.

Derivatives

Derivative instruments are financial contracts whose values depend on the values of one or more underlying assets, reference rates, or financial indexes. They include futures contracts, swap contracts, options contracts, and forward foreign currency exchange. The Department's derivative policy only allows the selling of covered call options on currency futures contracts, of which there were none as of June 30, 2024 or 2023.

NOTES TO FINANCIAL STATEMENTS, CONTINUED

(2) SUMMARY OF SIGNIFICANT ACCOUNTING POLICIES, CONTINUED

Derivatives, Continued

The Department invests in mortgage-backed securities, which are reported at fair value in the statements of net position, the balance sheets, and the statements of fiduciary net position and are based on the cash flows from interest and principal payments by the underlying mortgages. As a result, they are sensitive to prepayments by mortgagees, which are likely in declining interest rate environments, thereby reducing the values of these securities. The Department invests in mortgage-backed securities to diversify the portfolio and increase the return while minimizing the extent of risk. Details regarding interest rate risks for these investments are included under the interest rate risk disclosures.

Lifetime Licenses

The lifetime licenses sold by the Department are recorded as license revenue upon receipt in the permanent fund. The lifetime license revenue is nonrefundable and is not available for use by the Department. Investment income earned on the assets of the permanent fund is available for use by the Department.

Legacy Permit Sales

The legacy permit sales sold by the Department are recorded as revenue upon receipt in the general fund. The legacy permit revenue is restricted for use by the Department for the purchase of land and for the operation for such land.

Capital Assets

All capital assets are stated at cost at the date of acquisition or fair value at the date of donation, net of accumulated depreciation. Capital assets are defined as long-lived assets with initial individual costs greater than \$5,000. Depreciation is computed on the straight-line method over the following estimated useful lives:

Buildings	39 years
Equipment	5–20 years
Furniture and fixtures	5–10 years
Machinery	10 years
Vehicles	5–8 years
Other	5–20 years

Expenses that increase values, change capacities, or extend useful lives are capitalized. Routine maintenance, repairs, and renewals are charged to operations. Upon disposition of capital assets, the cost and related accumulated depreciation are removed from the respective accounts, and the resulting gain or loss is reflected in the period in which the asset is disposed.

See Independent Auditors' Report.

(2) SUMMARY OF SIGNIFICANT ACCOUNTING POLICIES, CONTINUED**Leases**

The Department determines if an arrangement is a lease or contains a lease at inception of a contract. A contract is determined to be or contain a lease if the contract conveys the right to control the use of identified property, plant, or equipment in exchange for consideration. Leases result in the recognition of lease assets and lease liabilities on the statements of net position. Lease assets represent the right to use an underlying asset for the lease term and lease liabilities represent the obligation to make lease payments arising from the lease, measured on a discounted basis. The Department has elected not to record leases with an initial term of 12 months or less on the statements of net position.

Pensions

Defined Benefit Pension Plan—For purposes of measuring the net pension liability, deferred outflows of resources and deferred inflows of resources related to pensions, and pension expense, information about the fiduciary net position of the Department's defined benefit pension plan and additions to/deductions from the Department's defined benefit pension plan's fiduciary net position have been determined on the same basis as they are reported by the Department's defined benefit pension plan. For this purpose, benefit payments (including refunds of employee contributions) are recognized when due and payable in accordance with the benefit terms. Investments are reported at fair value. As more explained in Note 8, the defined benefit plan was frozen so as to not allow employees hired after July 1, 2010, to participate.

Defined Contribution Plan—The Department also has a defined contribution plan. The defined contribution plan is more fully discussed in Note 9.

Other Postemployment Benefits (OPEB)

Health Insurance Allowance—The Department provides at its expense a health insurance allowance of up to \$250 per month for the payment of health insurance premiums for eligible employees when they retire.

Implicit Rate Subsidy of Health Insurance Plan (IRSHIP) OPEB Liability—The Department participates in the Oklahoma Employees Group Insurance Division (EGID) health insurance plan, which is a non-trusted single-employer plan that provides for employee and dependent healthcare coverage from the date of retirement to age 65, provided the participant was covered by the health insurance plan before retiring.

These OPEB plans are more fully discussed in Note 10.

Compensated Absences

In the government-wide statements, vested or accumulated vacation leave is recorded as an expense and a liability as the benefits accrue to employees. There are no accumulated sick leave benefits that vest for which any liability must be recognized.

NOTES TO FINANCIAL STATEMENTS, CONTINUED

(2) SUMMARY OF SIGNIFICANT ACCOUNTING POLICIES, CONTINUED

Income Taxes

As an integral part of the State, the income of the Department is exempt from federal and state income taxes.

Federal Financial Awards

The federal government provides financial aid to the Department in the form of grants. The funds received are restricted for restoring, conserving, and enhancing wildlife and sport fish populations. The Department primarily receives federal funds through two federal programs—the Wildlife Restoration Act and the Sport Fish Restoration Program—which make-up the Fish and Wildlife Cluster. The Department considers this financial assistance as a significant part of its general operating activities; therefore, the receipts and disbursements of each program are reported within the general fund.

Use of Estimates

The preparation of financial statements in conformity with accounting principles generally accepted in the United States requires management to make estimates and assumptions that affect the reported amounts of assets and liabilities and disclosure of contingent assets and liabilities at the date of the financial statements and the reported amounts of revenues and expenses during the reporting period. Actual results could differ from those estimates.

Risks and Uncertainties

Contributions to the defined benefit retirement plan of the Department are actuarially determined based on certain assumptions based on interest rates, inflation rates, and employee compensation and demographics. Due to the changing nature of these assumptions, it is at least a reasonable possibility that changes in these assumptions may occur in the near term and, due to uncertainties inherent in setting assumptions, that the effect on such changes could be material to the financial statements.

In addition, the Department reports investments in the various funds at fair value, and changes in the stock markets, in all probability, will cause investment earnings to react positively or negatively. Such reactions could be material to the overall financial position of the Department.

Advertising Costs

All costs associated with advertising are expensed as incurred.

(2) **SUMMARY OF SIGNIFICANT ACCOUNTING POLICIES, CONTINUED**

Recent Accounting Pronouncements

In April 2022, GASB issued Statement No. 99, *Omnibus 2022* (GASB 99). GASB 99 is a technical omnibus statement that addresses issues or concerns from previous statements that were discovered during implementation and application of those statements. GASB 99 covers several topics including but not limited to, financial guarantees, derivatives, leases, non-monetary transactions, future revenue pledges and terminology updates. The Department adopted the sections that were effective immediately for the June 30, 2022 and June 30 2023, reporting years. The remaining sections were adopted by the Department for the June 30, 2024, reporting year as required by GASB 99. GASB Statement No. 99 did not have a significant impact on the Department's financial statements.

In June 2022, GASB issued Statement No. 100, *Accounting Changes and Error Corrections* (GASB 100). GASB 100 prescribes accounting and financial reporting for accounting changes and error corrections to the financial statements. GASB 100 defines what constitutes an accounting change versus a change in accounting principle or error correction and outlines the appropriate note disclosures in each circumstance. The Department adopted GASB 100 on July 1, 2023, for the June 30, 2024, reporting year. GASB 100 did not significantly impact the Department's financial statements.

In June 2022, GASB issued Statement No. 101, *Compensated Absences* (GASB 101). GASB 101 outlines the definition of compensated absences and sets forth the accounting and financial reporting for compensated absence liabilities. GASB 101 outlines that leave accrued should be measured using the employee's pay rate at the financial statement date and that certain salary related payments, such as Social Security and Medicare, should be included in such measurement. The Department adopted GASB 101 on July 1, 2024, for the June 30, 2025, reporting year. The Department has not determined the impact that adopting GASB 101 will have on the financial statements.

In December 2023, GASB issued Statement No. 102, *Certain Risk Disclosures* (GASB 102). GASB 102 defines circumstances where a government might have a concentration, or lack of diversity related to significant inflows or outflows of resources, or a constraint, where a limitation is imposed on a government by an external party or the highest level of decision-making authority. GASB 102 provides for how to determine if such conditions exist and if so, the appropriate disclosures required. The Department adopted GASB 102 on July 1, 2024, for the June 30, 2025, reporting year. The Department does not expect GASB 102 to have a significant impact on the financial statements.

NOTES TO FINANCIAL STATEMENTS, CONTINUED

(2) **SUMMARY OF SIGNIFICANT ACCOUNTING POLICIES, CONTINUED**

Recent Accounting Pronouncements, Continued

In April 2024, GASB issued Statement No. 103, *Financial Reporting Model Improvements* (GASB 103). This statement improves key components of the governmental financial reporting model to enhance effectiveness and to address certain application issues. GASB 103 prescribes changes to the MD&A, describes unusual or infrequent items, and addresses presentation issues for proprietary funds, major component units, and budgetary comparison presentations. The Department will adopt GASB 103 on July 1, 2025, for the June 30, 2026, reporting year. The Department does not expect GASB 103 to significantly impact the financial statements.

Tribal Compact Agreements

The State and the Choctaw Nation entered into a 3-year hunting and fishing compact during 2017. The State and the Cherokee Nation entered into a 3-year hunting and fishing compact during 2016. Both compacts provide for the Department to issue a joint tribal hunting and fishing license to members of the Choctaw Nation and the Cherokee Nation at a discount if certain conditions, as outlined in the compacts, are met. Both compacts expired and there are no active tribal compact agreements as of June 30, 2024 or 2023.

Date of Management's Review of Subsequent Events

The Department has evaluated subsequent events through December 4, 2024, the date which the financial statements were available to be issued, and determined that no subsequent events have occurred which require adjustment to or disclosure in the financial statements.

(3) **CASH, CASH EQUIVALENTS, AND INVESTMENTS**

Cash and Cash Equivalents

At June 30, 2024 and 2023, the Department maintained cash and cash equivalent balances of approximately \$26,714,000 and \$23,338,000, respectively, with the Office of the State Treasurer and approximately \$10,124,000 and \$7,044,000, respectively, with a financial institution. The Department's deposits with the Office of the State Treasurer are pooled with the funds of other state agencies and then, in accordance with statutory limitations, placed in banks or invested as the Office of the State Treasurer may determine. Deposits are fully insured or collateralized with securities held by an agent of the State, in the State's name.

OKLAHOMA DEPARTMENT OF WILDLIFE CONSERVATION

NOTES TO FINANCIAL STATEMENTS, CONTINUED

(3) CASH, CASH EQUIVALENTS, AND INVESTMENTS, CONTINUED

Investments

At June 30, investments were composed of the following:

	<u>2024</u>	<u>2023</u>
Restricted—permanent fund	\$ 94,236,509	93,572,871
Unrestricted—lifetime license investment account	<u>41,407,423</u>	<u>32,385,561</u>
Total permanent fund and lifetime license investment account	<u>135,643,932</u>	<u>125,958,432</u>
Pension trust funds:		
Defined benefit pension plan	139,994,651	128,968,378
Defined contribution plan	<u>8,927,441</u>	<u>7,343,690</u>
Total pension trust funds	<u>148,922,092</u>	<u>136,312,068</u>
Total investments	<u>\$ 284,566,024</u>	<u>262,270,500</u>

As a key part of the Department's activities, the Department holds investments that are measured and reported at fair value on a recurring basis. Generally accepted accounting principles establish a fair value hierarchy for the determination and measurement of fair value. This hierarchy is based on the type of valuation inputs needed to measure the fair value of an asset. The hierarchy generally is as follows:

Level 1—Unadjusted quoted prices in active markets for identical assets.

Level 2—Quoted prices for similar assets, or inputs that are observable or other forms of market corroborated inputs.

Level 3—Pricing based on best available information, including primarily unobservable inputs and assumptions market participants would use in pricing the asset.

See Independent Auditors' Report.

OKLAHOMA DEPARTMENT OF WILDLIFE CONSERVATION

NOTES TO FINANCIAL STATEMENTS, CONTINUED

(3) CASH, CASH EQUIVALENTS, AND INVESTMENTS, CONTINUED

Investments, Continued

In addition to the above three levels, if an investment does not have a readily determined fair value, the investment can be measured using net asset value (NAV) per share (or its equivalent). Investments valued at NAV are categorized as NAV and not listed as Level 1, 2, or 3. As of June 30, 2024 and 2023, the Department had no investments measured using NAV. Fair values of investments by level are presented below.

		Fair Value Measurements at Reporting Date Using		
		Quoted Prices in Active Markets for Identical Assets (Level 1)	Significant Other Observable Inputs (Level 2)	Significant Unobservable Inputs (Level 3)
<u>June 30, 2024</u>	<u>Amounts Measured at Fair Value</u>			
<u>Investments by Fair Value Level</u>				
<i>Permanent Fund and Lifetime License Investment Account</i>				
Cash and cash equivalents:				
BOK—STIF-type investment; money market; high liquidity	\$ 10,123,886	10,123,886	-	-
Total cash equivalents measured at fair value	<u>\$ 10,123,886</u>	<u>10,123,886</u>	<u>-</u>	<u>-</u>
Fixed income:				
U.S. government securities	\$ 4,719,026	1,332,906	3,386,120	-
U.S. Treasury obligations	4,176,736	4,176,736	-	-
Collateralized mortgage obligations	4,392,698	-	4,392,698	-
Municipals	1,474,294	-	1,474,294	-
Corporate bonds	<u>3,181,110</u>	<u>-</u>	<u>3,181,110</u>	<u>-</u>
Total fixed income	<u>17,943,864</u>	<u>5,509,642</u>	<u>12,434,222</u>	<u>-</u>
Equities:				
Domestic equity securities	43,778,642	43,778,642	-	-
Equity funds	28,921,263	28,921,263	-	-
Fixed income funds	<u>30,669,113</u>	<u>30,669,113</u>	<u>-</u>	<u>-</u>
Total equities	<u>103,369,018</u>	<u>103,369,018</u>	<u>-</u>	<u>-</u>
Alternative investments:				
Open-end mutual funds	<u>14,331,050</u>	<u>14,331,050</u>	<u>-</u>	<u>-</u>
Total alternative investments	<u>14,331,050</u>	<u>14,331,050</u>	<u>-</u>	<u>-</u>
Total investments measured at fair value	<u>\$ 135,643,932</u>	<u>123,209,710</u>	<u>12,434,222</u>	<u>-</u>

(Continued)

See Independent Auditors' Report.

OKLAHOMA DEPARTMENT OF WILDLIFE CONSERVATION

NOTES TO FINANCIAL STATEMENTS, CONTINUED

(3) CASH, CASH EQUIVALENTS, AND INVESTMENTS, CONTINUEDInvestments, Continued

		Fair Value Measurements at Reporting Date Using		
		Quoted Prices in Active Markets for Identical Assets (Level 1)	Significant Other Observable Inputs (Level 2)	Significant Unobservable Inputs (Level 3)
	Amounts Measured at Fair Value			
<u>June 30, 2024</u>				
<u>Investments by Fair Value Level, Continued</u>				
<i>Defined Benefit Pension Plan</i>				
Cash and cash equivalents:				
BOK—STIF-type investment; money market; high liquidity	\$ 7,517,468	7,517,468	-	-
Fixed income:				
U.S. government securities	6,075,775	1,009,494	5,066,281	-
U.S. Treasury obligations	3,066,021	3,066,021	-	-
Collateralized mortgage obligations	1,285,987	-	1,285,987	-
Municipals	1,362,728	-	1,362,728	-
Corporate bonds	2,602,698	-	2,602,698	-
Total fixed income	14,393,209	4,075,515	10,317,694	-
Equities:				
Domestic equity securities	54,972,524	54,972,524	-	-
Equity funds	36,572,477	36,572,477	-	-
Fixed income funds	12,719,989	12,719,989	-	-
Total equities	104,264,990	104,264,990	-	-
Alternative investments:				
Open-end mutual funds	13,818,984	13,818,984	-	-
Total alternative investments	13,818,984	13,818,984	-	-
Total investments measured at fair value	\$ 139,994,651	129,676,957	10,317,694	-
<i>Defined Contribution Plan</i>				
Cash and cash equivalents:				
BOK—STIF-type investment; money market; high liquidity	\$ 390,465	390,465	-	-
Equities:				
Collective trust funds	8,536,976	-	8,536,976	-
Total investments measured at fair value	\$ 8,927,441	390,465	8,536,976	-

See Independent Auditors' Report.

OKLAHOMA DEPARTMENT OF WILDLIFE CONSERVATION

NOTES TO FINANCIAL STATEMENTS, CONTINUED

(3) CASH, CASH EQUIVALENTS, AND INVESTMENTS, CONTINUED

Investments, Continued

		Fair Value Measurements at Reporting Date Using		
		Quoted Prices in Active Markets for Identical Assets (Level 1)	Significant Other Observable Inputs (Level 2)	Significant Unobservable Inputs (Level 3)
<u>June 30, 2023</u>	<u>Amounts Measured at Fair Value</u>			
<u>Investments by Fair Value Level</u>				
<i>Permanent Fund and Lifetime License Investment Account</i>				
Cash and cash equivalents:				
BOK—STIF-type investment; money market; high liquidity	\$ 7,044,080	7,044,080	-	-
Total cash equivalents measured at fair value	<u>\$ 7,044,080</u>	<u>7,044,080</u>	<u>-</u>	<u>-</u>
Fixed income:				
U.S. government securities	\$ 2,849,965	1,787,212	1,062,753	-
U.S. Treasury obligations	5,916,994	5,916,994	-	-
Collateralized mortgage obligations	3,251,822	-	3,251,822	-
Municipals	1,316,204	-	1,316,204	-
Corporate bonds	<u>3,723,448</u>	<u>-</u>	<u>3,723,448</u>	<u>-</u>
Total fixed income	<u>17,058,433</u>	<u>7,704,206</u>	<u>9,354,227</u>	<u>-</u>
Equities:				
Domestic equity securities	41,996,262	41,996,262	-	-
Equity funds	26,365,043	26,365,043	-	-
Fixed income funds	<u>28,610,919</u>	<u>28,610,919</u>	<u>-</u>	<u>-</u>
Total equities	<u>96,972,224</u>	<u>96,972,224</u>	<u>-</u>	<u>-</u>
Alternative investments:				
Open-end mutual funds	<u>11,927,775</u>	<u>11,927,775</u>	<u>-</u>	<u>-</u>
Total alternative investments	<u>11,927,775</u>	<u>11,927,775</u>	<u>-</u>	<u>-</u>
Total investments measured at fair value	<u>\$ 125,958,432</u>	<u>116,604,205</u>	<u>9,354,227</u>	<u>-</u>

(Continued)

See Independent Auditors' Report.

OKLAHOMA DEPARTMENT OF WILDLIFE CONSERVATION

NOTES TO FINANCIAL STATEMENTS, CONTINUED

(3) CASH, CASH EQUIVALENTS, AND INVESTMENTS, CONTINUEDInvestments, Continued

		Fair Value Measurements at Reporting Date Using		
		Quoted Prices in Active Markets for Identical Assets (Level 1)	Significant Other Observable Inputs (Level 2)	Significant Unobservable Inputs (Level 3)
	Amounts Measured at Fair Value			
<u>June 30, 2023</u>				
<u>Investments by Fair Value Level, Continued</u>				
Defined Benefit Pension Plan				
Cash and cash equivalents:				
BOK—STIF-type investment; money market; high liquidity	\$ 4,809,588	4,809,588	-	-
Fixed income:				
U.S. government securities	2,417,252	1,567,126	850,126	-
U.S. Treasury obligations	4,693,317	4,693,317	-	-
Collateralized mortgage obligations	2,814,631	-	2,814,631	-
Municipals	1,104,003	-	1,104,003	-
Corporate bonds	2,618,624	-	2,618,624	-
Total fixed income	13,647,827	6,260,443	7,387,384	-
Equities:				
Domestic equity securities	52,354,695	52,354,695	-	-
Equity funds	33,899,730	33,899,730	-	-
Fixed income funds	12,798,918	12,798,918	-	-
Total equities	99,053,343	99,053,343	-	-
Alternative investments:				
Open-end mutual funds	11,457,620	11,457,620	-	-
Total alternative investments	11,457,620	11,457,620	-	-
Total investments measured at fair value	\$ 128,968,378	121,580,994	7,387,384	-
Defined Contribution Plan				
Cash and cash equivalents:				
BOK—STIF-type investment; money market; high liquidity	\$ 274,541	274,541	-	-
Equities:				
Collective trust funds	7,069,149	-	7,069,149	-
Total investments measured at fair value	\$ 7,343,690	274,541	7,069,149	-

See Independent Auditors' Report.

OKLAHOMA DEPARTMENT OF WILDLIFE CONSERVATION

NOTES TO FINANCIAL STATEMENTS, CONTINUED

(3) CASH, CASH EQUIVALENTS, AND INVESTMENTS, CONTINUED

Investments, Continued

Permanent Fund and Lifetime License Investment Account

The following table presents the fair value of the permanent fund and the lifetime license investment account by type at June 30:

<u>Investment Type</u>	<u>Fair Value</u>	
	<u>2024</u>	<u>2023</u>
Fixed income:		
U.S. government securities	\$ 4,719,026	2,849,965
U.S. Treasury obligations	4,176,736	5,916,994
Municipal bonds	1,474,294	1,316,204
Collateralized mortgage obligations	4,392,698	3,251,822
Corporate bonds	3,181,110	3,723,448
Total fixed income	<u>17,943,864</u>	<u>17,058,433</u>
Equities:		
Domestic equity securities	43,778,642	41,996,262
Equity funds	28,921,263	26,365,043
Fixed income funds	30,669,113	28,610,919
Total equities	<u>103,369,018</u>	<u>96,972,224</u>
Alternative investments:		
Open-end mutual funds	<u>14,331,050</u>	<u>11,927,775</u>
	<u>\$ 135,643,932</u>	<u>125,958,432</u>

See Independent Auditors' Report.

(3) CASH, CASH EQUIVALENTS, AND INVESTMENTS, CONTINUED

Investments, Continued

Permanent Fund and Lifetime License Investment Account, Continued

Custodial Credit Risk—Custodial credit risk is the risk that in the event of the failure of a counterparty, the Department will not be able to recover the value of its investments. Investment securities are exposed to custodial credit risk if they are uninsured, are not registered in the name of the Department, or are held by a counterparty or the counterparty's trust department but not in the name of the Department. While the investment policy does not specifically address custodial credit risk, all cash, cash equivalents, and investments are insured and collateralized.

Concentration of Credit Risk—The investment policy limits the concentration of equity investments to no more than 10% in any one issuer. The investment policy does not address concentrations of fixed-income securities. No single investment exceeded 5% of total investments in the permanent fund and lifetime license investment account, except for individual investments in U.S. government agencies. At June 30, 2024 and 2023, the permanent fund and the lifetime license investment account did have more than 5% invested in U.S. government obligations; however, these obligations are backed by the full faith and credit of the United States.

Foreign Currency Risk—Foreign currency risk is the risk that changes in exchange rates will adversely affect the fair value of an investment or a deposit. The investment policy limits foreign fixed income investments to 10% of total fixed income allocation. Yankee bonds are foreign country bonds but are traded in U.S. dollars with interest also being paid in U.S. dollars. As such, they are not subject to foreign currency risk. The international equity securities owned by the Department are traded in U.S. dollars with dividends also being paid in U.S. dollars. As such, they are not subject to foreign currency risk.

OKLAHOMA DEPARTMENT OF WILDLIFE CONSERVATION

NOTES TO FINANCIAL STATEMENTS, CONTINUED

(3) CASH, CASH EQUIVALENTS, AND INVESTMENTS, CONTINUED

Investments, Continued

Permanent Fund and Lifetime License Investment Account, Continued

Credit Risk—Fixed-income securities are subject to credit risk. Credit quality rating is one method of assessing the ability of the issuer to meet its obligation. The investment policy for fixed-income securities requires the portfolio to maintain an average of A or higher. The following tables provide information concerning credit risk as of June 30:

Rating	Fair Value	Fair Value as a Percentage of Total Fixed Maturity Fair Value
<u>2024</u>		
AAA	\$ 5,951,222	33.16%
AA+	1,731,218	9.65%
AA	128,592	0.72%
A+	874,335	4.87%
A	898,422	5.01%
A-	937,710	5.23%
BBB+	147,696	0.82%
BBB	1,229,176	6.85%
BBB-	366,149	2.04%
Not rated	<u>5,679,344</u>	<u>31.65%</u>
	<u>\$ 17,943,864</u>	<u>100.00%</u>
<u>2023</u>		
AAA	\$ 7,031,568	41.22%
AA+	2,798,458	16.41%
AA	626,111	3.67%
Aa2	16,536	0.10%
A+	1,199,930	7.03%
A	920,801	5.40%
A-	684,623	4.01%
BBB+	541,560	3.17%
BBB	521,058	3.06%
BBB-	495,499	2.90%
Not rated	<u>2,222,289</u>	<u>13.03%</u>
	<u>\$ 17,058,433</u>	<u>100.00%</u>

See Independent Auditors' Report.

OKLAHOMA DEPARTMENT OF WILDLIFE CONSERVATION

NOTES TO FINANCIAL STATEMENTS, CONTINUED

(3) CASH, CASH EQUIVALENTS, AND INVESTMENTS, CONTINUEDInvestments, Continued*Permanent Fund and Lifetime License Investment Account, Continued*

Interest Rate Risk—Interest rate risk is the risk that changes in interest rates will adversely affect the fair value of an investment. The investment policy states that the weighted-average maturity and effective duration of fixed-income securities should be between 75% and 125% of the Lehman Brothers Aggregate Bond index averages. As of June 30, the permanent fund and the lifetime license investment account had the following investments with maturities:

	Investment Maturities at Fair Value (in Years)				
Investment Type	Less than 1	1 or More Less than 5	5 or More Less than 10	10 or More	Total Fair Value
2024					
U.S. government securities	\$ -	55,743	1,042,694	3,620,589	4,719,026
U.S. Treasury obligations	-	-	1,229,575	2,947,161	4,176,736
Corporate bonds	-	787,124	1,240,628	1,153,358	3,181,110
Collateralized mortgage obligations	-	-	155,285	4,237,413	4,392,698
Municipal bonds	-	-	553,935	920,359	1,474,294
	<u>\$ -</u>	<u>842,867</u>	<u>4,222,117</u>	<u>12,878,880</u>	<u>17,943,864</u>
2023					
U.S. government securities	\$ -	84,225	753,257	2,012,483	2,849,965
U.S. Treasury obligations	-	1,752,396	1,745,972	2,418,626	5,916,994
Corporate bonds	169,532	1,230,882	1,535,739	787,295	3,723,448
Collateralized mortgage obligations	-	179,608	-	3,072,214	3,251,822
Municipal bonds	-	-	768,081	548,123	1,316,204
	<u>\$ 169,532</u>	<u>3,247,111</u>	<u>4,803,049</u>	<u>8,838,741</u>	<u>17,058,433</u>

See Independent Auditors' Report.

OKLAHOMA DEPARTMENT OF WILDLIFE CONSERVATION

NOTES TO FINANCIAL STATEMENTS, CONTINUED

(3) CASH, CASH EQUIVALENTS, AND INVESTMENTS, CONTINUED

Investments, Continued

Pension Trust Funds

Defined Benefit Pension Plan

The following table presents the fair value of the defined benefit pension plan's investments by type at June 30:

<u>Investment Type</u>	<u>Fair Value</u>	
	<u>2024</u>	<u>2023</u>
Cash and cash equivalents	\$ 7,517,468	4,809,588
Fixed Income:		
U.S. government securities	3,765,311	2,417,252
U.S. Treasury obligations	3,066,022	4,693,317
Collateralized mortgage obligations	3,596,450	2,814,631
Corporate bonds	2,602,698	2,618,624
Municipals	1,362,728	1,104,003
Total fixed income	14,393,209	13,647,827
Equities:		
Domestic equity securities	54,972,523	52,354,695
Equity funds	36,572,478	33,899,730
Fixed income funds	12,719,989	12,798,918
Total equities	104,264,990	99,053,343
Alternative investments:		
Open-end mutual funds	13,818,984	11,457,620
	<u>\$ 139,994,651</u>	<u>128,968,378</u>

See Independent Auditors' Report.

NOTES TO FINANCIAL STATEMENTS, CONTINUED

(3) CASH, CASH EQUIVALENTS, AND INVESTMENTS, CONTINUED**Investments, Continued*****Pension Trust Funds, Continued*****Defined Benefit Pension Plan, Continued**

Management of the Department is authorized to invest in eligible investments as approved by the Commission as set forth in its investment policy. The Commission reviews and updates the plan investment policy at least annually, making changes as deemed necessary to achieve policy goals. An investment policy change can be made anytime the need should arise at the discretion of the Commission.

Investment Allocation Policy—The Department's asset allocation policy for the defined benefit pension plan will currently maintain approximately 50% of assets in equity instruments; approximately 40% of assets in fixed income; and approximately 10% of assets in alternative investments to include diversified alternative strategies, hedged equities, real assets (commodities and real estate), private equities, and low correlation strategies.

Significant Investment Policy Changes Made During the Year—No significant investment policy changes were made during the year ended June 30, 2024 or 2023.

Rate of Return—For the years ended June 30, 2024 and 2023, the annual money-weighted rate of return on pension plan investments, net of pension plan investment expense, was 13.89% and 13.83%, respectively. The money-weighted rate of return expresses investment performance, net of investment expense, adjusted for the changing amounts actually invested.

Method Used to Value Investments—The defined benefit plan investments are reported at fair value. Cash and cash equivalents include an investment fund composed of an investment in units of a money market fund of the defined benefit plan's custodial agent (which is valued at cost, which approximates fair value). Debt, equity, and open-end mutual funds securities are reported at fair value, as determined by the defined benefit plan's custodial agent, using pricing services or prices quoted by independent brokers based on the latest reported sales prices at current exchange rates for securities traded on national or international exchanges. Net investment income (loss) includes net appreciation (depreciation) in the fair value of investments, interest income, dividend income, and investment expenses, which includes investment management and custodial fees and all other significant investment related costs. Foreign currency translation gains and losses are reflected in the net appreciation (depreciation) in the fair value of investments.

See Independent Auditors' Report.

NOTES TO FINANCIAL STATEMENTS, CONTINUED

(3) CASH, CASH EQUIVALENTS, AND INVESTMENTS, CONTINUEDInvestments, Continued*Pension Trust Funds, Continued*Defined Benefit Pension Plan, Continued

Custodial Credit Risk—Custodial credit risk is the risk that in the event of the failure of a counterparty, the Department will not be able to recover the value of its investments. Investment securities are exposed to custodial credit risk if they are uninsured, are not registered in the name of the Department, or are held by a counterparty or the counterparty's trust department but not in the name of the Department. While the investment policy does not specifically address custodial credit risk, all cash, cash equivalents, and investments are insured and collateralized.

Concentration of Credit Risk—The investment policy limits the concentration of equity investments to no more than 5% in any one issuer. The investment policy does not address concentrations on fixed-income securities. Except as noted below, no single investment exceeds 5% of the defined benefit pension plan's total investments. The defined benefit pension plan at June 30, 2024 and 2023, did have more than 5% invested in U.S. government obligations; however, these obligations are backed by the full faith and credit of the United States. The following table presents the individual investments exceeding the 5% threshold at June 30:

<u>Classification of Investment</u>	<u>Name of Investment</u>	<u>Shares Held</u>	<u>Cost</u>	<u>Fair Value</u>
<u>2024</u>				
Cash and cash equivalents	Cavanal Hill Government-Secured Money Market	7,216,040	\$ 7,216,040	7,247,807
Equity funds	Vanguard Dev. Mkts	514,752	6,726,453	8,153,671
Equity funds	Ishares Russell 1000 Large-Cap Index K	213,620	5,884,356	7,430,056
<u>2023</u>				
Equity funds	Vanguard Dev. Mkts	497,168	\$ 6,458,061	7,372,997
Equity funds	Ishares Russell 1000 Large-Cap Index K	235,465	6,518,980	6,707,396

Foreign Currency Risk—Foreign currency risk is the risk that changes in exchange rates will adversely affect the fair value of an investment or a deposit. The investment policy limits foreign fixed income investments to 10% of total fixed income allocation. Yankee bonds are foreign country bonds but are traded in U.S. dollars, with interest also being paid in U.S. dollars. As such, they are not subject to foreign currency risk. The international equity securities owned by the Department are also traded in U.S. dollars, with dividends also being paid in U.S. dollars. As such, they are not subject to foreign currency risk.

See Independent Auditors' Report.

NOTES TO FINANCIAL STATEMENTS, CONTINUED

(3) CASH, CASH EQUIVALENTS, AND INVESTMENTS, CONTINUEDInvestments, Continued*Pension Trust Funds, Continued*Defined Benefit Pension Plan, Continued

Credit Risk—Fixed-income securities are subject to credit risk. Credit quality rating is one method of assessing the ability of the issuer to meet its obligation. The investment policy for fixed-income securities requires the portfolio to maintain an average of A or higher. The following tables provide information concerning credit risk as of June 30:

		Fair Value as a Percentage of Total Fixed Maturity Fair Value
<u>Rating</u>	<u>Fair Value</u>	<u>Fair Value</u>
<u>2024</u>		
AAA	\$ 5,481,434	38.08%
AA+	1,712	0.01%
AA	180,748	1.26%
Aa2	479,258	3.33%
Aa3	97,887	0.68%
A1	970,460	6.74%
A+	97,836	0.68%
A	239,654	1.66%
A-	142,171	0.99%
A2	496,115	3.45%
BBB	761,222	5.29%
BBB-	141,138	0.98%
Baa2	269,069	1.87%
Baa3	339,655	2.36%
CCC	53,502	0.37%
Not rated	<u>4,641,348</u>	<u>32.25%</u>
	<u>\$ 14,393,209</u>	<u>100.00%</u>

See Independent Auditors' Report.

OKLAHOMA DEPARTMENT OF WILDLIFE CONSERVATION

NOTES TO FINANCIAL STATEMENTS, CONTINUED

(3) CASH, CASH EQUIVALENTS, AND INVESTMENTS, CONTINUED

Investments, Continued

Pension Trust Funds, Continued

Defined Benefit Pension Plan, Continued

Credit Risk—Continued

		Fair Value as a Percentage of Total Fixed Maturity
<u>Rating</u>	<u>Fair Value</u>	<u>Fair Value</u>
<u>2023</u>		
AAA	\$ 7,044,612	51.62%
AA+	2,215	0.02%
Aa1	275,084	2.01%
Aa2	838,494	6.14%
Aa3	209,783	1.54%
A1	821,305	6.02%
A+	106,209	0.78%
A	230,009	1.68%
A-	342,160	2.51%
A2	410,374	3.01%
A3	126,249	0.92%
BBB	444,530	3.26%
Baa2	399,382	2.92%
Baa3	331,176	2.43%
CCC	57,460	0.42%
Not rated	<u>2,008,785</u>	<u>14.72%</u>
	<u>\$ 13,647,827</u>	<u>100.00%</u>

See Independent Auditors' Report.

NOTES TO FINANCIAL STATEMENTS, CONTINUED

(3) CASH, CASH EQUIVALENTS, AND INVESTMENTS, CONTINUEDInvestments, Continued*Pension Trust Funds, Continued*Defined Benefit Pension Plan, Continued

Interest Rate Risk—Interest rate risk is the risk that changes in interest rates will adversely affect the fair value of an investment. The investment policy states that the weighted-average maturity and effective duration of fixed-income securities should be between 75% and 125% of the Barclays Bond index averages. As of June 30, the defined benefit pension plan had the following investments with maturities:

	Investment Maturities at Fair Value (in Years)				
Investment Type	Less than 1	1 or More Less than 5	5 or More Less than 10	10 or More	Total Fair Value
2024					
U.S. government securities	\$ -	3,898	966,687	2,794,726	3,765,311
U.S. Treasury obligations	-	-	929,302	2,136,720	3,066,022
Collateralized mortgage obligations	-	-	71,237	3,525,213	3,596,450
Corporate bonds	-	827,184	871,604	903,910	2,602,698
Municipals	-	227,339	613,492	521,897	1,362,728
	\$ -	1,058,421	3,452,322	9,882,466	14,393,209
2023					
U.S. government securities	\$ -	7,067	799,747	1,610,438	2,417,252
U.S. Treasury obligations	-	1,427,902	1,391,401	1,874,014	4,693,317
Collateralized mortgage obligations	-	189,061	22,310	2,603,260	2,814,631
Corporate bonds	6,018	1,171,808	969,375	471,423	2,618,624
Municipals	-	219,129	609,790	275,084	1,104,003
	\$ 6,018	3,014,967	3,792,623	6,834,219	13,647,827

See Independent Auditors' Report.

OKLAHOMA DEPARTMENT OF WILDLIFE CONSERVATION

NOTES TO FINANCIAL STATEMENTS, CONTINUED

(3) CASH, CASH EQUIVALENTS, AND INVESTMENTS, CONTINUED

Investments, Continued

Pension Trust Funds, Continued

Defined Contribution Plan

The following table presents the fair value of the defined contribution plan's investments by type at June 30:

<u>Investment Type</u>	<u>Fair Value</u>	
	<u>2024</u>	<u>2023</u>
Cash and cash equivalents	\$ 390,465	274,541
Equities:		
Equity funds—collective trust funds	<u>8,536,976</u>	<u>7,069,149</u>
	<u>\$ 8,927,441</u>	<u>7,343,690</u>

Custodial Credit Risk—Custodial credit risk is the risk that in the event of the failure of a counterparty, the Department will not be able to recover the value of its investments. Investment securities are exposed to custodial credit risk if they are uninsured, are not registered in the name of the Department, or are held by a counterparty or the counterparty's trust department but not in the name of the Department. While the trust agreement does not specifically address custodial credit risk, all cash, cash equivalents, and investments are insured and collateralized.

Concentration of Credit Risk—Except as noted below, no single investment exceeds 5% of the defined contribution plan's total investments. The following table presents the individual investments exceeding the 5% threshold at June 30:

<u>Classification of Investment</u>	<u>Name of Investment</u>	<u>Units Held</u>	<u>Cost</u>	<u>Fair Value</u>
<u>2024</u>				
Equity fund	MAP Target 2030 Fund	28,483	\$ 706,803	955,788
Equity fund	MAP Target 2040 Fund	17,534	503,170	669,549
Equity fund	MAP Target 2050 Fund	107,477	2,981,270	4,443,414
Equity fund	MAP Target 2060 Fund	55,403	1,718,439	2,236,799
<u>2023</u>				
Equity fund	MAP Target 2030 Fund	26,987	\$ 648,110	812,472
Equity fund	MAP Target 2040 Fund	20,533	555,847	688,507
Equity fund	MAP Target 2050 Fund	104,833	2,763,950	3,763,179
Equity fund	MAP Target 2060 Fund	48,793	1,426,515	1,707,933

See Independent Auditors' Report.

OKLAHOMA DEPARTMENT OF WILDLIFE CONSERVATION

NOTES TO FINANCIAL STATEMENTS, CONTINUED

(4) RECEIVABLES

Receivables at June 30 consisted of the following:

	<u>2024</u>	<u>2023</u>
License fees	\$ 950,341	629,474
Federal grants	<u>2,189,397</u>	<u>2,263,703</u>
	<u>\$ 3,139,738</u>	<u>2,893,177</u>

Because of the nature of the receivables, no allowance for uncollectibility was considered necessary as of June 30, 2024 or 2023.

(5) LEASES

The Department leases various tracts of land from owners for the purposes of establishing wildlife management areas and to provide the public with additional hunting, fishing, and recreational opportunities. The Department additionally leases office equipment. The lease terms range from 2–5 years.

The following is a summary of changes in lease assets at June 30, 2024 and 2023:

	<u>Balance at June 30, 2023</u>	<u>Additions</u>	<u>Retirements</u>	<u>Balance at June 30, 2024</u>
Lease assets:				
Land	\$ 8,820	1,240,978	-	1,249,798
Office equipment	<u>896,709</u>	<u>38,900</u>	<u>(388,162)</u>	<u>547,447</u>
Total lease assets	905,529	1,279,878	(388,162)	1,797,245
Accumulated amortization	<u>(451,437)</u>	<u>(855,015)</u>	<u>388,162</u>	<u>(918,290)</u>
Lease assets, net	<u>\$ 454,092</u>	<u>424,863</u>	<u>-</u>	<u>878,955</u>

See Independent Auditors' Report.

OKLAHOMA DEPARTMENT OF WILDLIFE CONSERVATION

NOTES TO FINANCIAL STATEMENTS, CONTINUED

(5) LEASES, CONTINUED

	Balance at <u>June 30, 2022</u>	<u>Additions</u>	<u>Retirements</u>	Balance at <u>June 30, 2023</u>
Lease assets:				
Land	\$ 1,327,624	213,610	(1,532,414)	8,820
Office equipment	<u>615,264</u>	<u>318,647</u>	<u>(37,202)</u>	<u>896,709</u>
Total lease assets	1,942,888	532,257	(1,569,616)	905,529
Accumulated amortization	<u>(1,064,593)</u>	<u>(956,460)</u>	<u>1,569,616</u>	<u>(451,437)</u>
Lease assets, net	<u>\$ 878,295</u>	<u>(424,203)</u>	<u>-</u>	<u>454,092</u>

The following is a summary of future principal and interest requirements to maturity for the lease liabilities as of June 30, 2024:

	<u>Principal</u>	<u>Interest</u>	<u>Total</u>
Year Ending June 30:			
2025	\$ 758,477	7,894	766,371
2026	74,432	638	75,070
2027	25,687	309	25,996
2028	<u>8,488</u>	<u>33</u>	<u>8,521</u>
	<u>\$ 867,084</u>	<u>8,874</u>	<u>875,958</u>

See Independent Auditors' Report.

OKLAHOMA DEPARTMENT OF WILDLIFE CONSERVATION

NOTES TO FINANCIAL STATEMENTS, CONTINUED

(6) CAPITAL ASSETS

The following is a summary of changes in capital assets at June 30, 2024 and 2023:

	Balance at June 30, 2023	Additions	Disposals	Transfers*	Balance at June 30, 2024
Land	\$ 106,073,973	1,409,383	-	-	107,483,356
Construction in progress	3,339,554	2,576,758	-	(2,712,844)	3,203,468
Depreciable capital assets:					
Equipment	10,852,010	909,014	(893,301)	9,459,393	20,327,116
IT equipment	-	211,954	(66,867)	1,240,813	1,385,900
Fleet	-	3,003,588	(1,476,886)	14,086,085	15,612,787
Furniture and fixtures	1,448,714	-	(803)	(89,019)	1,358,892
Machinery	14,183,648	-	(22,653)	(14,160,995)	-
Other	920,169	-	(8,575)	(911,594)	-
Vehicles	10,902,830	-	(1,278,147)	(9,624,683)	-
Infrastructure	212,915	-	-	-	212,915
Buildings and land improvements	38,794,940	383,706	-	2,712,844	41,891,490
Total depreciable capital assets	77,315,226	4,508,262	(3,747,232)	2,712,844	80,789,100
Total capital assets	186,728,753	8,494,403	(3,747,232)	-	191,475,924
Accumulated depreciation:					
Equipment	(7,165,010)	(1,267,743)	748,124	(5,989,077)	(13,673,706)
IT equipment	-	(109,570)	37,434	(1,197,882)	(1,270,018)
Fleet	-	(1,557,361)	826,816	(9,122,515)	(9,853,060)
Furniture and fixtures	(705,884)	(131,353)	803	78,600	(757,834)
Machinery	(9,113,835)	-	22,092	9,091,743	-
Other	(695,635)	-	8,575	687,060	-
Vehicles	(7,698,851)	-	1,246,780	6,452,071	-
Infrastructure	(212,915)	-	-	-	(212,915)
Buildings and land improvements	(8,268,284)	(1,315,495)	-	-	(9,583,779)
Total accumulated depreciation	(33,860,414)	(4,381,522)	2,890,624	-	(35,351,312)
Net capital assets	\$ 152,868,339	4,112,881	(856,608)	-	156,124,612

*With the change in capital asset software during fiscal year 2024, asset categories were changed. These changes are reflected in transfers.

See Independent Auditors' Report.

OKLAHOMA DEPARTMENT OF WILDLIFE CONSERVATION

NOTES TO FINANCIAL STATEMENTS, CONTINUED

(6) CAPITAL ASSETS, CONTINUED

	Balance at June 30, 2022	Additions	Disposals	Transfers	Balance at June 30, 2023
Land	\$ 104,785,196	1,288,777	-	-	106,073,973
Construction in progress	2,964,936	1,677,614	-	(1,302,996)	3,339,554
Depreciable capital assets:					
Equipment	10,835,258	555,326	(538,574)	-	10,852,010
Furniture and fixtures	1,450,573	-	(1,859)	-	1,448,714
Machinery	13,825,068	620,003	(261,423)	-	14,183,648
Other	920,676	6,476	(6,983)	-	920,169
Vehicles	11,708,895	434,243	(1,240,308)	-	10,902,830
Infrastructure	212,915	-	-	-	212,915
Buildings and land improvements	37,458,212	33,829	(97)	1,302,996	38,794,940
Total depreciable capital assets	76,411,597	1,649,877	(2,049,244)	1,302,996	77,315,226
Total capital assets	184,161,729	4,616,268	(2,049,244)	-	186,728,753
Accumulated depreciation:					
Equipment	(7,132,073)	(524,566)	491,629	-	(7,165,010)
Furniture and fixtures	(568,808)	(138,935)	1,859	-	(705,884)
Machinery	(8,408,282)	(966,381)	260,828	-	(9,113,835)
Other	(652,229)	(50,389)	6,983	-	(695,635)
Vehicles	(7,628,096)	(1,311,063)	1,240,308	-	(7,698,851)
Infrastructure	(212,915)	-	-	-	(212,915)
Buildings and land improvements	(7,302,220)	(966,126)	62	-	(8,268,284)
Total accumulated depreciation	(31,904,623)	(3,957,460)	2,001,669	-	(33,860,414)
Net capital assets	\$ 152,257,106	658,808	(47,575)	-	152,868,339

Depreciation expense was charged to the following functions as of June 30:

	2024	2023
Game	\$ 1,341,608	1,222,908
Fish	913,619	790,553
Law enforcement	1,064,157	973,201
Information and education	293,948	274,414
Administration	768,190	696,384
Depreciation expense	\$ 4,381,522	3,957,460

See Independent Auditors' Report.

OKLAHOMA DEPARTMENT OF WILDLIFE CONSERVATION

NOTES TO FINANCIAL STATEMENTS, CONTINUED

(7) CHANGES IN LONG-TERM LIABILITIES

Long-term liability activity was as follows:

	Balance at July 1, 2023	Additions	Reductions	Balance at June 30, 2024	Amounts due within 1 year
Compensated absences	\$ 3,390,852	1,393,324	(1,005,052)	3,779,124	1,005,052
Lease liabilities	459,507	1,279,878	(872,301)	867,084	758,477
Net pension liability	13,699,498	637,080	-	14,336,578	-
Total OPEB liability— health insurance allowance	7,959,955	81,566	-	8,041,521	-
Net OPEB liability— implicit rate subsidy of health insurance plan OPEB liability	<u>2,116,355</u>	<u>1,565,206</u>	<u>-</u>	<u>3,681,561</u>	<u>-</u>
	<u>\$ 27,626,167</u>	<u>4,957,054</u>	<u>(1,877,353)</u>	<u>30,705,868</u>	<u>1,763,529</u>
	Balance at July 1, 2022	Additions	Reductions	Balance at June 30, 2023	Amounts due within 1 year
Compensated absences	\$ 3,493,393	1,122,238	(1,224,779)	3,390,852	1,224,779
Lease liabilities	1,030,945	532,257	(1,103,695)	459,507	247,313
Net pension liability	21,202,403	-	(7,502,905)	13,699,498	-
Total OPEB liability— health insurance allowance	7,982,396	-	(22,441)	7,959,955	-
Net OPEB liability— implicit rate subsidy of health insurance plan OPEB liability	<u>2,356,344</u>	<u>-</u>	<u>(239,989)</u>	<u>2,116,355</u>	<u>-</u>
	<u>\$ 36,065,481</u>	<u>1,654,495</u>	<u>(10,093,809)</u>	<u>27,626,167</u>	<u>1,472,092</u>

See Independent Auditors' Report.

NOTES TO FINANCIAL STATEMENTS, CONTINUED

(8) DEFINED BENEFIT PENSION PLAN**Description**

The Department's defined benefit pension plan (the "Plan") is a single-employer plan that covers the employees of the Department with a hire date prior to July 1, 2010. Employees hired on or after July 1, 2010, are not eligible to participate in the Plan as the Plan was frozen as of that date for new-hires. Those employees are eligible for participation in the Department's defined contribution plan. The Plan provides retirement, disability, and death benefits to plan members and their beneficiaries. Cost-of-living adjustments are provided at the discretion of the Commission. Title 29 of the Oklahoma Statutes assigns the authority to establish and amend the benefit provisions of the Plan to the Commission.

The Plan's membership consisted of the following as of June 30:

	<u>2024</u>	<u>2023</u>
Retirees, disabled, and beneficiaries		
currently receiving benefits	245	239
Terminated vested participants	30	28
Active participants	<u>144</u>	<u>156</u>
	<u>419</u>	<u>423</u>

All permanent, full-time employees with a hire date prior to July 1, 2010, are eligible to participate in the Plan on the date of employment. The member must enter service prior to age 60, except law enforcement employees are not eligible if entering service after age 54.

Benefit provisions are determined at 2.5% of the highest 3 years' annual covered compensation received during the last 10 years of participating service multiplied by the number of years of credited service. For employees hired after July 1, 1995, the maximum benefit is 85% of the above-mentioned annual covered compensation and the minimum benefit is \$50 per month. A maximum of 5 years' military service may be credited to the years of service calculation. Normal retirement age under the Plan is age 65. However, a participant may elect early retirement at age 55, having at least 15 years of credited service, for a reduced benefit equal to the maximum benefit allowed under normal retirement, reduced 2% for each year the participant receives a benefit prior to age 62. Members are eligible for special retirement upon reaching age 55 and if the sum of the participant's age and years of continuous service equals or exceeds 85. Members become fully vested upon completing 10 years of credited service. Members' contributions are 100% vested immediately and may be withdrawn, plus accrued interest, upon termination of employment.

See Independent Auditors' Report.

NOTES TO FINANCIAL STATEMENTS, CONTINUED

(8) DEFINED BENEFIT PENSION PLAN, CONTINUED

Description, Continued

The Plan does not issue stand-alone financial statements and related required supplementary information. The information is included within these financial statements, notes to the financial statements, and Schedules I through IV following the notes to the financial statements.

Contributions

The contribution requirements of the plan members are established and amended by the Commission. The members' required contribution rate was 5% for both 2024 and 2023. The Department is required to contribute at an actuarially determined rate. The actuarially required contributions during fiscal years 2024 and 2023 were approximately \$2,392,000 and \$2,347,000, respectively.

Net Pension Liability

The components of the net pension liability at June 30 were as follows:

	<u>2024</u>	<u>2023</u>
Total pension liability	\$ 153,826,954	142,667,876
Plan fiduciary net position	<u>139,490,376</u>	<u>128,968,378</u>
Employers' net pension liability	<u>\$ 14,336,578</u>	<u>13,699,498</u>
Plan fiduciary net position as a percentage of the total pension liability	<u>90.68%</u>	<u>90.40%</u>

See Independent Auditors' Report.

NOTES TO FINANCIAL STATEMENTS, CONTINUED

(8) DEFINED BENEFIT PENSION PLAN, CONTINUED

Net Pension Liability, Continued

Actuarial Assumptions—The total pension liability was determined by an actuarial valuation as of July 1, 2024 and 2023, using the following actuarial assumptions, applied to all prior periods included in the measurement:

Inflation:	3.0%
Salary increases:	3.0% to 7.0%, including inflation
Asset valuation method:	5-year smoothed market
Actuarial cost method:	Entry age normal
Amortization method:	Level dollar, closed
Remaining amortization period:	Average future working lifetime of active members
Investment rate of return:	7.0% net of pension plan investment expenses
Mortality rates:	Active members: Pub-2010 General Employees Above-Median Amount-Weighted Mortality with generational projection using Scale MP-2021. Retired members: Pub-2010 General Retirees Above-Median Amount-Weighted Mortality with generational projection using Scale MP-2021. Disabled members: Pub-2010 General Disabled Retirees Amount-Weighted Mortality with generational projection using Scale MP-2021. Survivors and beneficiaries: Pub-2010 General Contingent Survivors Above-Median Amount-Weighted Mortality with generational projection using Scale MP-2021.
Ad hoc cost-of-living adjustment:	1% for members receiving a benefit as of January 1, 2024, and 2% for members receiving a benefit as of July 1, 2024.

The actuarial assumptions used in the July 1, 2024 and 2023, valuations were based on the results of an actuarial experience study for the period July 1, 2016, to June 30, 2021.

See Independent Auditors' Report.

NOTES TO FINANCIAL STATEMENTS, CONTINUED

(8) DEFINED BENEFIT PENSION PLAN, CONTINUEDNet Pension Liability, Continued

Long-Term Expected Rate of Return—The long-term expected rate of return on pension plan investments was determined using a building-block method in which best-estimate ranges of expected future real rates of return (expected returns, net of pension plan investment expense, and inflation) are developed for each major asset class. These ranges are combined to produce the long-term expected rate of return by weighting the expected future real rates of return by the target asset allocation percentage and by adding expected inflation. Best estimates of arithmetic real rates of return for each major asset class included in the pension plan's target asset allocation as of June 30 (see discussion of the pension plan's investment policy) are summarized in the following table:

<u>Asset Class</u>	<u>Long-Term Expected Real Rate of Return</u>	
	<u>2024</u>	<u>2023</u>
Fixed income	3.92%	3.81%
Equity	7.45%	7.47%
Alternative investments	5.76%	5.37%

Discount Rate—The discount rate used to measure the total pension liability was 7.0%. The projection of cash flows used to determine the discount rate assumed that contributions from plan members will be made at the current contribution rate and that contributions from the Department will be at least 100% of the Department's required contribution. Based on these assumptions, the pension plan's fiduciary net position was projected to be available to make all projected future benefit payments of current plan members. Therefore, the long-term expected rate of return on pension plan investments was applied to all periods of projected benefit payments to determine the total pension liability.

Sensitivity of the Net Pension Liability to Changes in the Discount Rate—The following presents the net pension liability, calculated using the discount rate of 7.0%, as well as what the Plan's net pension liability would be if it were calculated using a discount rate that is 1 percentage point lower (6.0%) or 1 percentage point higher (8.0%) than the current rate:

	<u>1% Decrease (6.0%)</u>	<u>Current Discount Rate (7.0%)</u>	<u>1% Increase (8.0%)</u>
<u>June 30, 2024</u>			
Net pension liability	<u>\$ 30,680,536</u>	<u>14,336,578</u>	<u>372,660</u>
<u>June 30, 2023</u>			
Net pension liability	<u>\$ 28,927,054</u>	<u>13,699,498</u>	<u>694,995</u>

See Independent Auditors' Report.

OKLAHOMA DEPARTMENT OF WILDLIFE CONSERVATION

NOTES TO FINANCIAL STATEMENTS, CONTINUED

(8) DEFINED BENEFIT PENSION PLAN, CONTINUED

Changes in Net Pension Liability

	Increase (Decrease) Total Pension Liability (a)	Plan Fiduciary Net Position (b)	Net Pension (Asset) Liability (a) - (b)
Balance at June 30, 2023	\$ 142,667,876	128,968,378	13,699,498
Changes for the year:			
Service cost	1,368,382	-	1,368,382
Interest	9,725,717	-	9,725,717
Differences between expected and actual experience	1,921,074	-	1,921,074
Changes in benefit terms	2,786,958	-	2,786,958
Changes in assumptions	5,551,828	-	5,551,828
Contributions—employer	-	3,045,716	(3,045,716)
Contributions—employee	-	505,856	(505,856)
Net investment income	-	17,195,440	(17,195,440)
Benefit payments, including refunds	(10,194,881)	(10,194,881)	-
Administrative expense	-	(30,133)	30,133
Net changes	11,159,078	10,521,998	637,080
Balance at June 30, 2024	\$ 153,826,954	139,490,376	14,336,578
Balance at June 30, 2022	\$ 140,644,935	119,442,532	21,202,403
Changes for the year:			
Service cost	1,424,077	-	1,424,077
Interest	9,629,551	-	9,629,551
Differences between expected and actual experience	(22,700)	-	(22,700)
Changes in assumptions	-	-	-
Contributions—employer	-	2,250,000	(2,250,000)
Contributions—employee	-	521,618	(521,618)
Net investment income	-	15,797,465	(15,797,465)
Benefit payments, including refunds	(9,007,987)	(9,007,987)	-
Administrative expense	-	(35,250)	35,250
Net changes	2,022,941	9,525,846	(7,502,905)
Balance at June 30, 2023	\$ 142,667,876	128,968,378	13,699,498

See Independent Auditors' Report.

NOTES TO FINANCIAL STATEMENTS, CONTINUED

(8) DEFINED BENEFIT PENSION PLAN, CONTINUED**Pension Expense (Benefit) and Deferred Outflows of Resources and
Deferred Inflows of Resources Related to Pensions**

For the years ended June 30, 2024 and 2023, the Department recognized pension expense of \$4,933,898 and \$4,137,444, respectively.

Pension expense for the years ended June 30 was computed as follows:

	<u>2024</u>	<u>2023</u>
Service cost	\$ 1,368,382	1,424,077
Interest on total pension liability	9,725,717	9,629,551
Differences in expected and actual experience	704,216	948,464
Changes in assumptions	818,367	263,184
Employee contributions	(505,856)	(521,618)
Projected earnings on investments	(8,794,215)	(8,141,470)
Differences between projected earnings and actual earnings	(1,199,804)	500,006
Changes in benefit terms	2,786,958	-
Pension plan administrative expense	30,133	35,250
	<u>\$ 4,933,898</u>	<u>4,137,444</u>

At June 30, the Department reported deferred outflows of resources and deferred inflows of resources related to pensions from the following sources:

	<u>Deferred Outflows of Resources</u>	<u>Deferred Inflows of Resources</u>
<u>2024</u>		
Differences between expected and actual experience	\$ 1,780,242	1,460,289
Changes of assumptions	6,838,932	-
Net difference between projected and actual earnings on pension plan investments	<u>10,592,091</u>	<u>15,033,224</u>
	<u>\$ 19,211,265</u>	<u>16,493,513</u>
<u>2023</u>		
Differences between expected and actual experience	\$ 771,408	1,668,313
Changes of assumptions	2,105,471	-
Net difference between projected and actual earnings on pension plan investments	<u>16,322,376</u>	<u>13,562,088</u>
	<u>\$ 19,199,255</u>	<u>15,230,401</u>

See Independent Auditors' Report.

NOTES TO FINANCIAL STATEMENTS, CONTINUED

(8) DEFINED BENEFIT PENSION PLAN, CONTINUED

**Pension Expense (Benefit) and Deferred Outflows of Resources and
Deferred Inflows of Resources Related to Pensions, Continued**

Amounts reported as of June 30, 2024, as deferred outflows of resources and deferred inflows of resources related to pensions will be recognized in pension expense as follows:

Year Ended June 30:	
2025	\$ (780,321)
2026	2,887,052
2027	(2,408,994)
2028	(877,795)
2029	802,451
Thereafter	<u>3,095,359</u>
	<u>\$ 2,717,752</u>

(9) DEFINED CONTRIBUTION PLAN

The Department's defined contribution plan (the "DC Plan") is a single-employer plan that covers the employees of the Department with a hire date of July 1, 2010, or later. The DC Plan provides retirement benefits to plan members and their beneficiaries. At June 30, 2024 and 2023, there were 187 and 185 plan members, respectively. Plan members are required to contribute 5% of compensation annually. The Department's annual contribution is based on the employee's number of completed years of credited service with the Department, defined as follows:

<u>Years of Credited Service</u>	<u>Percent of Compensation Contributed by the Employer</u>
Less than 5	6%
At least 5 but less than 10	8%
At least 10 but less than 15	10%
At least 15 or more	12%

Employees vest in 100% of the Department's contributions after 5 years of credited service.

For the years ended June 30, 2024 and 2023, the Department contributed \$700,752 and \$649,111, respectively, and eligible employees contributed \$476,589 and \$465,830, respectively, to the DC Plan.

See Independent Auditors' Report.

NOTES TO FINANCIAL STATEMENTS, CONTINUED

(10) **OTHER POSTEMPLOYMENT BENEFITS**

HEALTH INSURANCE ALLOWANCE OPEB

Description

The Department provides at its expense a health insurance allowance of up to \$250 per month for the payment of health insurance premiums for eligible employees when they retire. The allowance is for retirees who elect post-retirement medical coverage through the umbrella of the State's group plan. The allowance is reduced when the retiree is eligible for Medicare. Providing for the insurance allowance is considered an "other postemployment benefit" (OPEB).

Funding Policy

The health insurance allowance amount is established by the Commission on an annual basis. The required contribution is based on projected "pay-as-you-go" requirements. There are no monies deposited into a separate account to fund the payments, and the Department can discontinue the policy of providing for the payments at its discretion. The amounts of the retiree insurance cost paid for the years ended June 30, 2024 and 2023, were approximately \$518,000 and \$459,000, respectively.

Total OPEB Liability

At June 30, 2024 and 2023, the Department's total OPEB liability of \$8,041,521 and \$7,959,955, respectively, was determined by an actuarial valuation as of June 30, 2024 and 2023, respectively.

Actuarial Methods and Assumptions—The total OPEB liability was determined on an actuarial valuation prepared as of June 30, 2024 and 2023, as follows:

Investment rate of return:	Not applicable, as the OPEB plan is unfunded and benefits are not paid from a qualifying trust.
Healthcare cost trend rate:	5.00%
Mortality rates:	Active members: Pub-2010 General Employees Above-Median Amount-Weighted Mortality with generational projection using Scale MP-2021. Retired members: Pub-2010 General Retirees Above-Median Amount-Weighted Mortality with generational projection using Scale MP-2021. Disabled members: Pub-2010 General Disabled Retirees Amount-Weighted Mortality with generational projection using Scale MP-2021. Survivors and beneficiaries: Pub-2010 General Contingent Survivors Above-Median Amount-Weighted Mortality with generational projection using Scale MP-2021.
Assumed inflation rate:	3.00% per year
Actuarial cost method:	Entry age normal

See Independent Auditors' Report.

OKLAHOMA DEPARTMENT OF WILDLIFE CONSERVATION

NOTES TO FINANCIAL STATEMENTS, CONTINUED

(10) OTHER POSTEMPLOYMENT BENEFITS, CONTINUED

HEALTH INSURANCE ALLOWANCE OPEB, CONTINUED

Total OPEB Liability, Continued

Actuarial Methods and Assumptions—Continued

The actuarial assumptions used in the July 1, 2024 and 2023, valuations were based on the results of an actuarial experience study for the period July 1, 2016, to June 30, 2021.

Discount Rate—The discount rate used to measure the total OPEB liability was 4.21% for 2024 and 4.13% for 2023. For OPEB plans without assets, the total OPEB liability was measured using a 20-year municipal bond index rate (AA/Aa or higher) as of the measurement date.

Changes in the Total OPEB Liability

	<u>2024</u>	<u>2023</u>
Total OPEB liability—beginning	\$ 7,959,955	7,982,396
Changes for the year:		
Service cost	116,214	122,758
Interest	318,056	317,096
Differences between expected and actual experience	230,554	29,528
Changes in assumptions	(65,585)	(32,938)
Benefit payments	(517,673)	(458,885)
Net changes for the year	81,566	(22,441)
Total OPEB liability—ending	\$ 8,041,521	7,959,955

Sensitivity of the OPEB Liability to Changes in the Discount Rate—The following presents the OPEB total liability of the Department calculated using the discount rate of 4.21% for 2024 and 4.13% for 2023, as well as what the Department’s total OPEB liability would be if it were calculated using a discount rate that is 1 percentage point lower or 1 percentage point higher than the current rate:

	1% Decrease (3.21%)	Current Discount Rate (4.21%)	1% Increase (5.21%)
<u>June 30, 2024</u>			
Total OPEB liability	\$ 8,926,619	8,041,521	7,288,729
	1% Decrease (3.13%)	Current Discount Rate (4.13%)	1% Increase (5.13%)
<u>June 30, 2023</u>			
Total OPEB liability	\$ 8,852,172	7,959,955	7,201,663

See Independent Auditors’ Report.

NOTES TO FINANCIAL STATEMENTS, CONTINUED

(10) OTHER POSTEMPLOYMENT BENEFITS, CONTINUED*HEALTH INSURANCE ALLOWANCE OPEB, CONTINUED*Changes in the Total OPEB Liability, Continued

Sensitivity of the OPEB Liability to Changes in the Healthcare Trend Rate—The following presents the total OPEB liability at June 30, 2024 and 2023, calculated using the healthcare trend rate of 5.0%, as well as what the total liability would be if it were calculated using a healthcare trend rate that is 1 percentage point lower or 1 percentage point higher than the current rate:

	1% Decrease (4.0%)	Current Healthcare Trend Rate (5.0%)	1% Increase (6.0%)
<u>June 30, 2024</u>			
Total OPEB liability	\$ <u>8,028,346</u>	<u>8,041,521</u>	<u>8,052,423</u>
<u>June 30, 2023</u>			
Total OPEB liability	\$ <u>7,943,972</u>	<u>7,959,955</u>	<u>7,973,314</u>

**OPEB Expense and Deferred Outflows of Resources and
Deferred Inflows of Resources Related to OPEB**

For the years ended June 30, 2024 and 2023, the Department recognized OPEB expense of \$451,870 and \$468,744, respectively. At June 30, 2024 and 2023, the Department reported deferred outflows of resources and deferred inflows of resources from the following sources:

	Deferred Outflows of Resources	Deferred Inflows of Resources
<u>2024</u>		
Differences between expected and actual experience	\$ 200,850	92,030
Changes in assumptions	<u>111,943</u>	<u>474,770</u>
	<u>\$ 312,793</u>	<u>566,800</u>
<u>2023</u>		
Differences between expected and actual experience	\$ 61,910	146,157
Changes in assumptions	<u>317,949</u>	<u>635,078</u>
	<u>\$ 379,859</u>	<u>781,235</u>

See Independent Auditors' Report.

NOTES TO FINANCIAL STATEMENTS, CONTINUED

(10) OTHER POSTEMPLOYMENT BENEFITS, CONTINUED

HEALTH INSURANCE ALLOWANCE OPEB, CONTINUED

**OPEB Expense and Deferred Outflows of Resources and
Deferred Inflows of Resources Related to OPEB, Continued**

Amounts reported as deferred outflows of resources and deferred inflows of resources related to OPEB as of June 30, 2024, will be recognized in OPEB expense as follows:

Year Ending June 30:	
2025	\$ (87,750)
2026	(206,816)
2027	<u>40,559</u>
	<u>\$ (254,007)</u>

**IMPLICIT RATE SUBSIDY OF HEALTH
INSURANCE PLAN OPEB LIABILITY**

Description

The Department participates in the EGID health insurance plan, which is a non-trusted single-employer plan that provides for employee and dependent healthcare coverage from the date of retirement to age 65, provided the participant was covered by the health insurance plan before retiring.

In conjunction with providing the postretirement medical benefits through the health insurance plan, the State determined that an OPEB liability existed in relation to an implicit rate subsidy. The State calculated the implicit rate subsidy of health insurance plan OPEB liability (IRSHIP OPEB liability) for all State agencies that participate in the EGID health insurance plan and whose payroll is processed through the State's payroll system. The Department met these criteria and therefore was one of the agencies included in the State's calculation.

The Department adopted GASB Statement No. 75, *Accounting and Financial Reporting for Postemployment Benefits Other Than Pensions* (GASB 75) effective July 1, 2017, which required the recording of the Department's allocated share of the net OPEB liability, deferred outflows, deferred inflows, and OPEB expense associated with the IRSHIP OPEB liability.

The IRSHIP provides members with postretirement medical benefits until age 65 if the retiree and spouse pay the full active premium. Participants in the health insurance plan can elect to enroll in special coverage, and surviving spouses may continue in the plan until age 65. Contributions to the health insurance plan are made by both participants and the Department on a "pay as you go" basis. Department contributions for the years ended June 30, 2024 and 2023, were approximately \$184,000 for each year.

See Independent Auditors' Report.

NOTES TO FINANCIAL STATEMENTS, CONTINUED

(10) OTHER POSTEMPLOYMENT BENEFITS, CONTINUED*IMPLICIT RATE SUBSIDY OF HEALTH**INSURANCE PLAN OPEB LIABILITY, CONTINUED***OPEB Liabilities, OPEB Expense, and Deferred Outflows of Resources and
Deferred Inflows of Resources Related to OPEB**

At June 30, 2024 and 2023, the Department reported a liability for its proportionate share of the net IRSHIP OPEB liability. The net IRSHIP OPEB liability was measured as of June 30, 2023 and 2022, respectively, and the total IRSHIP OPEB liability used to calculate the net IRSHIP OPEB liability was determined by an actuarial valuation as of July 1, 2023 and 2022, respectively. The Department's proportion of the net IRSHIP OPEB liability was based on the Department's active employees as of July 1, 2023 and 2022, respectively, to all active employees of the state agencies included in the State's calculation. Based upon this information, the Department's proportion was 1.84277210% and 1.66546950%, at June 30, 2024 and 2023, respectively.

For the years ended June 30, 2024 and 2023, the Department recognized IRSHIP OPEB expenses (benefits) of \$385,823 and \$(97,434), respectively. At June 30, 2024 and 2023, the Department reported deferred outflows of resources and deferred inflows of resources related to the IRSHIP OPEB liability from the following sources:

	<u>Deferred Outflows of Resources</u>	<u>Deferred Inflows of Resources</u>
<u>2024</u>		
Changes in assumptions	\$ 1,304,133	231,716
Department contributions subsequent to the measurement date	<u>184,326</u>	<u>-</u>
	<u>\$ 1,488,459</u>	<u>231,716</u>
<u>2023</u>		
Changes in assumptions	\$ 108,027	215,019
Department contributions subsequent to the measurement date	<u>184,352</u>	<u>-</u>
	<u>\$ 292,379</u>	<u>215,019</u>

See Independent Auditors' Report.

NOTES TO FINANCIAL STATEMENTS, CONTINUED

(10) OTHER POSTEMPLOYMENT BENEFITS, CONTINUED

***IMPLICIT RATE SUBSIDY OF HEALTH
INSURANCE PLAN OPEB LIABILITY, CONTINUED***

**OPEB Liabilities, OPEB Expense, and Deferred Outflows of Resources and
Deferred Inflows of Resources Related to OPEB, Continued**

Reported deferred outflows of resources of \$184,326 related to IRSHIP OPEB resulting from the Department's contributions subsequent to the measurement date will be recognized as an increase/decrease of the net IRSHIP OPEB liability in the year ending June 30, 2025. Any other amounts reported as deferred inflows of resources related to the IRSHIP OPEB liability as of June 30, 2024, will be recognized in OPEB expense as follows:

Year Ending June 30:	
2025	\$ 198,694
2026	198,695
2027	191,432
2028	168,553
2029	180,694
Thereafter	<u>134,349</u>
	<u>\$ 1,072,417</u>

Actuarial Methods and Assumptions—The total IRSHIP OPEB liability was determined based on actuarial valuations prepared using July 1, 2023 and 2022, measurement dates using the following actuarial assumptions:

- Investment return—Not applicable, as the health insurance plan is unfunded, and benefits are not paid from a qualifying trust.
- Mortality rates—Pub-2010 Public Retirement Plans General Mortality Table, weighted by Headcount projected by MP-2021 for 2023 and 2022.
- Salary scale, retirement rate, withdrawal rate, and disability rate actuarial assumptions are based on rates for the various retirement systems that the health insurance plan's participants are in, including—
 - Oklahoma Public Employees Retirement System
 - Oklahoma Law Enforcement Retirement System
 - Teachers' Retirement System of Oklahoma
 - Uniform Retirement System of Justices & Judges
 - Oklahoma Department of Wildlife Conservation Defined Benefit Pension Plan

(Continued)

See Independent Auditors' Report.

(10) **OTHER POSTEMPLOYMENT BENEFITS, CONTINUED**

***IMPLICIT RATE SUBSIDY OF HEALTH
INSURANCE PLAN OPEB LIABILITY, CONTINUED***

**OPEB Liabilities, OPEB Expense, and Deferred Outflows of Resources and
Deferred Inflows of Resources Related to OPEB, Continued**

Actuarial Methods and Assumptions, Continued—

- Plan participation—65% and 45% of retired employees are assumed to participate in the health insurance plan for July 1, 2023, and July 1, 2022, respectively
- Marital assumptions—Male participants: 25% who elect coverage are assumed to have a spouse who will receive coverage
Female participants: 15% who elect coverage are assumed to have a spouse who will receive coverage
Males are assumed to be 3 years older than their spouses
- Plan entry date is the date of hire
- Actuarial cost method—Entry age normal based upon salary
- Healthcare trend rate—7.80% decreasing to 4.45% for July 1, 2023
6.10% decreasing to 4.80% for July 1, 2022

The June 30, 2024, valuation is based on a measured date of July 1, 2023, with a measurement period of July 1, 2022, to July 1, 2023. The June 30, 2023, valuation is based on a measured date of July 1, 2022, with a measurement period of July 1, 2021, to July 1, 2022.

At June 30, 2024, the Department had total participants in the health plan of 516, consisting of 341 active participants and 175 retirees. At June 30, 2023, the Department had total participants in the health plan of 503, consisting of 334 active participants and 169 retirees.

Discount Rate—The discount rate used to measure the total IRSHIP OPEB liability was 3.65% and 3.54% for June 30, 2024 and 2023, respectively. The discount rate was determined using the Bond Buyer GO 20-Bond Municipal Bond Index.

OKLAHOMA DEPARTMENT OF WILDLIFE CONSERVATION

NOTES TO FINANCIAL STATEMENTS, CONTINUED

(10) OTHER POSTEMPLOYMENT BENEFITS, CONTINUED

**IMPLICIT RATE SUBSIDY OF HEALTH
INSURANCE PLAN OPEB LIABILITY, CONTINUED**

**OPEB Liabilities, OPEB Expense, and Deferred Outflows of Resources and
Deferred Inflows of Resources Related to OPEB, Continued**

Changes in the Net OPEB Liability

	<u>2024</u>	<u>2023</u>
Net OPEB liability—beginning	\$ 2,116,355	2,356,344
Changes for the year:		
Service cost	87,816	102,457
Interest	82,734	50,989
Changes in assumptions	1,431,306	(204,370)
Differences between expected and actual experience	(75,604)	(4,157)
Changes in proportionate share	225,303	(12,374)
Benefit payments	(186,349)	(172,534)
Net changes for the year	<u>1,565,206</u>	<u>(239,989)</u>
Net OPEB liability—ending	<u>\$ 3,681,561</u>	<u>2,116,355</u>

Sensitivity of the Net OPEB Liability to Changes in the Discount Rate—The following presents the net IRSHIP OPEB liability of the Department calculated using the discount rate of 3.65% and 3.54% for 2024 and 2023, respectively, as well as what the Department's net IRSHIP OPEB liability would be if it were calculated using a discount rate that is 1 percentage point lower or 1 percentage point higher than the current rate:

	1% Decrease (2.65%)	Current Discount Rate (3.65%)	1% Increase (4.65%)
<u>June 30, 2024</u>			
Net OPEB liability	<u>\$ 3,959,307</u>	<u>3,681,561</u>	<u>3,420,999</u>
	1% Decrease (2.54%)	Current Discount Rate (3.54%)	1% Increase (4.54%)
<u>June 30, 2023</u>			
Net OPEB liability	<u>\$ 2,262,794</u>	<u>2,116,355</u>	<u>1,979,139</u>

See Independent Auditors' Report.

NOTES TO FINANCIAL STATEMENTS, CONTINUED

(10) OTHER POSTEMPLOYMENT BENEFITS, CONTINUED

***IMPLICIT RATE SUBSIDY OF HEALTH
INSURANCE PLAN OPEB LIABILITY, CONTINUED***

**OPEB Liabilities, OPEB Expense, and Deferred Outflows of Resources and
Deferred Inflows of Resources Related to OPEB, Continued**

Sensitivity of the Net OPEB Liability to Changes in the Healthcare Trend Rate—The following presents the net IRSHIP OPEB liability at June 30, 2024 and 2023, calculated using the healthcare trend rate as well as what the liability would be if it were calculated using a healthcare trend rate that is 1 percentage point lower or 1 percentage point higher than the current rate:

	1% Decrease in Healthcare Trend Rate (6.80% decreasing to <u>3.45%</u>)	Current Healthcare Trend Rate (7.80% decreasing to <u>4.45%</u>)	1% Increase in Healthcare Trend Rate (8.80% decreasing to <u>5.45%</u>)
<u>June 30, 2023</u>			
Net OPEB liability	\$ <u>3,314,928</u>	<u>3,681,561</u>	<u>4,111,579</u>
	1% Decrease in Healthcare Trend Rate (5.10% decreasing to <u>3.80%</u>)	Current Healthcare Trend Rate (6.10% decreasing to <u>4.80%</u>)	1% Increase in Healthcare Trend Rate (7.10% decreasing to <u>5.80%</u>)
<u>June 30, 2024</u>			
Net OPEB liability	\$ <u>1,909,878</u>	<u>2,116,355</u>	<u>2,358,328</u>

A copy of the actuarial valuations for the IRSHIP OPEB liability can be obtained at the following link:

<https://oklahoma.gov/content/dam/ok/en/omes/documents/ActuarialValuationReport2024.pdf>

(11) **OKLAHOMA STATE EMPLOYEES DEFERRED COMPENSATION PLAN AND
DEFERRED SAVINGS INCENTIVE PLAN**

Deferred Compensation Plan

The State offers its employees a Deferred Compensation Plan (the “State DC Plan”) as authorized by Section 457 of the Internal Revenue Code (IRC), as amended by the Tax Reform Act of 1986, and in accordance with the provisions of Sections 1701 through 1706 of Title 74 of the Oklahoma Statutes.

The supervisory authority for the management and operation of the State DC Plan is the Board of Trustees of the Oklahoma Public Employees Retirement System (the “Board”).

See Independent Auditors’ Report.

(11) **OKLAHOMA STATE EMPLOYEES DEFERRED COMPENSATION PLAN AND
DEFERRED SAVINGS INCENTIVE PLAN, CONTINUED**

Deferred Compensation Plan, Continued

The State DC Plan is available to all State employees, as well as any elected officials receiving a salary from the State. Participants may direct the investment of their contributions in available investment options offered by the State DC Plan. The minimum contribution amount is the equivalent of \$25 per month, and participants are immediately 100% vested in their respective accounts. All interest, dividends, and investment fees are allocated to participants' accounts.

Participants may defer until future years up to the lesser of 100% of their compensation as defined by plan documents or the maximum amount allowed each year as determined by the Internal Revenue Service.

The State DC Plan offers a catch-up program to participants, which allows them to defer annually for the 3 years prior to their year of retirement up to twice that plan year's deferral limit. The amount of additional contributions in excess of the normal maximum contributions to the State DC Plan are also limited to contributions for years in which the participant was eligible but did not participate in the State DC Plan or the difference between contributions made and the maximum allowable level. To be eligible for the catch-up program, the participant must be within 3 years of retirement with no reduced benefits.

Participants age 50 or older may make additional contributions of up to \$5,000 annually subject to certain limits.

Deferred compensation benefits are paid to participants or beneficiaries upon termination, retirement, death, or unforeseeable emergency. Such benefits are based on a participant's account balance and are disbursed in a lump sum or periodic payments at the option of the participant or beneficiaries in accordance with the State DC Plan's provisions.

Effective January 1, 1998, the Board established a trust and a trust fund covering the State DC Plan's assets, pursuant to federal legislation enacted in 1996, requiring public employers to establish such trusts for plans meeting the requirements of Section 457 of the IRC no later than January 1, 1999. Under the terms of the trust, the corpus or income of the trust fund may be used only for the exclusive benefit of the State DC Plan's participants and their beneficiaries. Prior to the establishment of the trust, the State DC Plan's assets were subject to the claims of general creditors of the State. The Board acts as trustee of the trust. The participants' accounts are invested in accordance with the investment elections of the participants. The Board is accountable for all deferred compensation received, but has no duty to require any compensation to be deferred or to determine that the amounts received comply with the State DC Plan or to determine that the trust fund is adequate to provide the benefits payable pursuant to the State DC Plan.

Further information may be obtained from the Oklahoma State Employees State DC Plan's audited financial statements for the years ended June 30, 2024 and 2023. The Department believes that it has no liabilities in respect to the State DC Plan.

See Independent Auditors' Report.

(11) **OKLAHOMA STATE EMPLOYEES DEFERRED COMPENSATION PLAN AND
DEFERRED SAVINGS INCENTIVE PLAN, CONTINUED**

Deferred Savings Incentive Plan

Effective January 1, 1998, the State established the Oklahoma State Employees Deferred Savings Incentive Plan (the "Savings Incentive Plan") as a money purchase pension plan pursuant to IRC Section 401(a). The Savings Incentive Plan and its related trust are intended to meet the requirements of IRC Sections 401(a) and 501(a).

Any qualified participant who is a State employee who is an active participant in the State DC Plan is eligible for a contribution of the amount determined by the State Legislature, currently the equivalent of \$25 per month. Participation in the Savings Incentive Plan is automatic in the month of participation in the State DC Plan and is not voluntary.

Upon cessation of contributions to the State DC Plan, termination of employment with the State, retirement, or death, a participant will no longer be eligible for contributions from the State into the Savings Incentive Plan. Participants are at all times 100% vested in their Savings Incentive Plan account. Participant contributions are not required or permitted. Qualified participants may make rollover contributions to the Savings Incentive Plan, provided such rollover contributions meet applicable requirements of the IRC. Participants may direct the investment of the contributions in available investment options offered by the Savings Incentive Plan. All interest, dividends, and investment fees are allocated to the participants' accounts.

Savings Incentive Plan benefits are paid to participants or beneficiaries upon termination, retirement, or death. Such benefits are based on a participant's account balance and are disbursed in a lump sum or periodic payments or may be rolled over to a qualified plan at the option of the participant or beneficiaries.

(12) **FEDERAL AWARDS**

Sport Fish Restoration Program

The Sport Fish Restoration Program, more commonly known as "Dingell-Johnson" after its congressional sponsors, created a federal program for fisheries improvement throughout the United States. Applying the "user pay" concept to fish restoration, this program has employed an excise tax. This tax is added by manufacturers onto the purchase price of angling equipment and helps raise the revenue necessary to fund specific restoration projects by state fish and wildlife agencies. Each state's share is 60% on its licensed sport fishermen and 40% on its land and water area. No state may receive more than 5% or less than 1% of each year's total apportionment. Federal funding from the program pays for up to 75% of project costs, with the Department matching approximately 25%.

Wildlife Restoration Act

The Wildlife Restoration Act, better known as the Pittman-Robertson Act, created a 10% tax on ammunition and firearms used for sport hunting. Federal funding from the Act pays up to 75% of project costs, with the Department matching approximately 25%.

As of June 30, 2024 and 2023, the Department had accrued approximately \$2,189,000 and \$2,264,000, respectively, of accounts receivable from the federal government for the federal government's share of program expenditures.

See Independent Auditors' Report.

(13) **COMMITMENTS AND CONTINGENCIES**

Federal and State Grants and Contracts

The Department conducts certain programs pursuant to grants and contracts funded with federal monies, which are subject to audit by various federal and state agencies. Costs questioned as a result of audits, if any, may result in refunds to these governmental agencies.

During the year ended June 30, 2021, the Department's Sport Fish Restoration Program and Wildlife Restoration Act grants were audited by the U.S. Department of Interior Office of Inspector General (the "OIG") for the period July 1, 2017, through June 30, 2019. The Department has received a final report of findings and questioned costs; and the final corrective action plan has been approved. The audit resulted in the Department repaying a total of \$1,903,792 in questioned costs during 2023 and 2024 by utilization of overmatch funds, reduced drawdowns, and cash repayment. During 2024, the Department recognized repayments of \$849,380 by utilization of overmatch funds, \$456,106 in reduced drawdowns, and \$6,521 in cash repayments, totaling \$1,312,007. During 2023, the Department recognized repayments of \$591,785 using reduced drawdowns. As of and for the year ended June 30, 2024, the Department was complying with the approved corrective action plan and the U.S. Fish and Wildlife Service continued to conduct follow-up monitoring. As the corrective action plan has been implemented and is operating effectively, the Department believes the likelihood is remote that follow-up monitoring will result in additional questioned costs and repayments; as such, no contingent liability has been recorded in the financial statements.

Insurance

Certain buildings and other properties of the Department are insured through the risk management program of the State. To the extent destruction or damage to the properties should occur, the Department expects to fund replacement costs from State sources.

The Department participates in the Oklahoma Risk Management Division's (a division of the Department of Central Services) insurance pool, which covers all governmental tort claims against the Department and virtually all other state agencies and authorities. Workers' compensation claims arising from incidents occurring during the year are fully insured through the State Insurance Fund.

These areas of insurance coverage include stop-loss provisions that limit the Department's exposure.

Legal

The Department, in the normal course of business, is occasionally involved in litigation. While there is litigation outstanding at June 30, 2024, management does not believe that the outcome of such litigation will have a material effect on the net position of the Department or on the results of its operations.

**SUPPLEMENTARY INFORMATION REQUIRED BY
GOVERNMENTAL ACCOUNTING STANDARDS BOARD
STATEMENTS NO. 67 AND 68**

OKLAHOMA DEPARTMENT OF WILDLIFE CONSERVATION

SCHEDULE OF CHANGES IN NET PENSION LIABILITY (ASSET)—
DEFINED BENEFIT PENSION PLAN

Last 10 Fiscal Years										
	2024	2023	2022	2021	2020	2019	2018	2017	2016	2015
Total pension liability										
Service cost	\$ 1,368,382	1,424,077	1,373,535	1,398,067	1,480,253	1,482,612	1,549,955	1,626,521	1,848,180	1,840,125
Interest	9,725,717	9,629,551	9,443,636	9,257,672	8,873,166	8,604,619	8,363,608	8,203,236	7,831,478	7,585,724
Changes of benefit terms	2,786,958	-	-	-	-	-	-	-	1,155,584	-
Differences between expected and actual experience	1,921,074	(22,700)	(2,059,597)	478,567	3,407,536	1,433,806	688,038	(883,258)	456,220	(356,635)
Changes in assumptions	5,551,828	-	2,631,839	-	-	-	-	-	194,904	-
Benefit payments, including refunds of member contributions	(10,194,881)	(9,007,987)	(8,560,067)	(8,346,242)	(8,025,382)	(7,339,205)	(6,843,269)	(6,314,554)	(5,593,198)	(5,539,810)
Net change in total pension liability	11,159,078	2,022,941	2,829,346	2,788,064	5,735,573	4,181,832	3,758,332	2,631,945	5,893,168	3,529,404
Total pension liability—beginning	142,667,876	140,644,935	137,815,589	135,027,525	129,291,952	125,110,120	121,351,788	118,719,843	112,826,675	109,297,271
Total pension liability—ending (a)	\$ 153,826,954	142,667,876	140,644,935	137,815,589	135,027,525	129,291,952	125,110,120	121,351,788	118,719,843	112,826,675

(Continued)

See Independent Auditors’ Report.
See accompanying notes to required supplementary information.

OKLAHOMA DEPARTMENT OF WILDLIFE CONSERVATION

SCHEDULE OF CHANGES IN NET PENSION LIABILITY (ASSET)—
DEFINED BENEFIT PENSION PLAN, CONTINUED

Last 10 Fiscal Years										
	2024	2023	2022	2021	2020	2019	2018	2017	2016	2015
Plan fiduciary net position										
Contributions—employer	\$ 3,045,716	2,250,000	2,500,000	4,312,988	2,287,500	2,500,000	3,100,000	4,780,001	3,700,000	4,307,000
Contributions—members (employees)	505,856	521,618	554,133	563,681	581,596	604,106	610,398	633,255	663,033	654,586
Net investment income (loss)	17,195,440	15,797,465	(16,752,483)	26,763,927	5,891,509	7,753,344	8,499,657	10,797,316	492,067	4,096,971
Benefit payments, including refunds of member contributions	(10,194,881)	(9,007,987)	(8,560,067)	(8,346,242)	(8,025,382)	(7,339,205)	(6,843,269)	(6,314,554)	(5,593,198)	(5,539,810)
Administrative expense	(30,133)	(35,250)	(39,530)	(25,857)	(45,950)	(25,363)	(58,376)	(52,964)	(54,813)	(48,953)
Net change in plan fiduciary net position	10,521,998	9,525,846	(22,297,947)	23,268,497	689,273	3,492,882	5,308,410	9,843,054	(792,911)	3,469,794
Plan fiduciary net position—beginning	128,968,378	119,442,532	141,740,479	118,471,982	117,782,709	114,289,827	108,981,417	99,138,363	99,931,274	96,461,480
Plan fiduciary net position—ending (b)	<u>\$ 139,490,376</u>	<u>128,968,378</u>	<u>119,442,532</u>	<u>141,740,479</u>	<u>118,471,982</u>	<u>117,782,709</u>	<u>114,289,827</u>	<u>108,981,417</u>	<u>99,138,363</u>	<u>99,931,274</u>
Plan's net pension liability (asset) (a) - (b)	<u>\$ 14,336,578</u>	<u>13,699,498</u>	<u>21,202,403</u>	<u>(3,924,890)</u>	<u>16,555,543</u>	<u>11,509,243</u>	<u>10,820,293</u>	<u>12,370,371</u>	<u>19,581,480</u>	<u>12,895,401</u>

See Independent Auditors’ Report.
See accompanying notes to required supplementary information.

OKLAHOMA DEPARTMENT OF WILDLIFE CONSERVATION

SCHEDULE OF NET PENSION LIABILITY (ASSET)—DEFINED BENEFIT PENSION PLAN

Last 10 Fiscal Years

	<u>2024</u>	<u>2023</u>	<u>2022</u>	<u>2021</u>	<u>2020</u>	<u>2019</u>	<u>2018</u>	<u>2017</u>	<u>2016</u>	<u>2015</u>
Total pension liability	\$ 153,826,954	142,667,876	140,644,935	137,815,589	135,027,525	129,291,952	125,110,120	121,351,788	118,719,843	112,826,675
Plan fiduciary net position	<u>139,490,376</u>	<u>128,968,378</u>	<u>119,442,532</u>	<u>141,740,479</u>	<u>118,471,982</u>	<u>117,782,709</u>	<u>114,289,827</u>	<u>108,981,417</u>	<u>99,138,363</u>	<u>99,931,274</u>
Plan's net pension liability (asset)	<u>\$ 14,336,578</u>	<u>13,699,498</u>	<u>21,202,403</u>	<u>(3,924,890)</u>	<u>16,555,543</u>	<u>11,509,243</u>	<u>10,820,293</u>	<u>12,370,371</u>	<u>19,581,480</u>	<u>12,895,401</u>
Plan fiduciary net position as a percentage of the total pension liability	<u>90.68%</u>	<u>90.40%</u>	<u>84.92%</u>	<u>102.85%</u>	<u>87.74%</u>	<u>91.10%</u>	<u>91.35%</u>	<u>89.81%</u>	<u>83.51%</u>	<u>88.57%</u>
Covered payroll	<u>\$ 10,117,120</u>	<u>10,432,360</u>	<u>11,082,660</u>	<u>11,273,620</u>	<u>11,631,920</u>	<u>12,082,120</u>	<u>12,207,960</u>	<u>12,805,757</u>	<u>13,387,940</u>	<u>13,667,435</u>
Plan's net pension liability (asset) as a percentage of covered payroll	<u>141.71%</u>	<u>131.32%</u>	<u>191.31%</u>	<u>(34.81)%</u>	<u>142.33%</u>	<u>95.26%</u>	<u>88.63%</u>	<u>96.60%</u>	<u>146.26%</u>	<u>94.35%</u>

See Independent Auditors' Report.

See accompanying notes to required supplementary information.

OKLAHOMA DEPARTMENT OF WILDLIFE CONSERVATION

SCHEDULE OF CONTRIBUTIONS FROM EMPLOYER—DEFINED BENEFIT PENSION PLAN

Last 10 Fiscal Years

	<u>2024</u>	<u>2023</u>	<u>2022</u>	<u>2021</u>	<u>2020</u>	<u>2019</u>	<u>2018</u>	<u>2017</u>	<u>2016</u>	<u>2015</u>
Actuarially determined contribution	\$ 2,392,105	2,346,701	2,190,456	2,711,148	2,485,465	2,307,584	2,493,653	2,987,680	3,196,679	3,690,617
Contributions in relation to the actuarially determined contribution:										
Employer	3,045,716	2,250,000	2,500,000	4,312,988	2,287,500	2,500,000	3,100,000	4,780,001	3,700,000	4,307,000
Contribution deficiency (excess)	\$ (653,611)	96,701	(309,544)	(1,601,840)	197,965	(192,416)	(606,347)	(1,792,321)	(503,321)	(616,383)
Covered payroll	\$ 10,117,120	10,432,360	11,082,660	11,273,620	11,631,920	12,082,120	12,207,960	12,805,757	13,387,940	13,667,435
Contributions as a percentage of covered payroll	30.10%	21.57%	22.56%	38.26%	19.67%	20.69%	25.39%	37.33%	27.64%	31.51%

See Independent Auditors' Report.

See accompanying notes to required supplementary information.

OKLAHOMA DEPARTMENT OF WILDLIFE CONSERVATION

SCHEDULE OF INVESTMENT RETURNS—DEFINED BENEFIT PENSION PLAN

Last 10 Fiscal Years

	<u>2024</u>	<u>2023</u>	<u>2022</u>	<u>2021</u>	<u>2020</u>	<u>2019</u>	<u>2018</u>	<u>2017</u>	<u>2016</u>	<u>2015</u>
Annual money-weighted rate of return, net of investment expense	<u>13.89%</u>	<u>13.83%</u>	<u>(11.96)%</u>	<u>23.18%</u>	<u>5.32%</u>	<u>7.14%</u>	<u>8.08%</u>	<u>11.25%</u>	<u>0.69%</u>	<u>4.48%</u>

See Independent Auditors' Report.

See accompanying notes to required supplementary information.

**SUPPLEMENTARY INFORMATION REQUIRED BY
GOVERNMENTAL ACCOUNTING STANDARDS BOARD
STATEMENT NO. 75**

OKLAHOMA DEPARTMENT OF WILDLIFE CONSERVATION

SCHEDULE OF CHANGES IN TOTAL OPEB LIABILITY

Health Insurance Allowance

Last 7 Fiscal Years

Total OPEB Liability	<u>2024</u>	<u>2023</u>	<u>2022</u>	<u>2021</u>	<u>2020</u>	<u>2019</u>	<u>2018</u>
Service cost	\$ 116,214	122,758	227,675	205,607	212,751	210,721	121,044
Interest	318,056	317,096	196,655	226,929	230,155	272,667	176,538
Changes of benefit terms	-	-	-	-	-	-	2,991,996
Differences between expected and actual experience	230,554	29,528	(222,330)	27,754	117,192	(62,592)	(28,011)
Changes in assumptions	(65,585)	(32,938)	(1,014,546)	457,670	118,899	695,265	179,532
Benefit payments	<u>(517,673)</u>	<u>(458,885)</u>	<u>(451,893)</u>	<u>(404,600)</u>	<u>(389,597)</u>	<u>(408,445)</u>	<u>(236,166)</u>
Net change in total OPEB liability	81,566	(22,441)	(1,264,439)	513,360	289,400	707,616	3,204,933
Total OPEB liability—beginning	<u>7,959,955</u>	<u>7,982,396</u>	<u>9,246,835</u>	<u>8,733,475</u>	<u>8,444,075</u>	<u>7,736,459</u>	<u>4,531,526</u>
Total OPEB liability—ending	<u>\$ 8,041,521</u>	<u>7,959,955</u>	<u>7,982,396</u>	<u>9,246,835</u>	<u>8,733,475</u>	<u>8,444,075</u>	<u>7,736,459</u>

Information to present a 10-year history is not readily available.

See Independent Auditors' Report.

See accompanying notes to required supplementary information.

OKLAHOMA DEPARTMENT OF WILDLIFE CONSERVATION

SCHEDULE OF CHANGES IN NET OPEB LIABILITY

Implicit Rate Subsidy of Health Insurance Plan OPEB Liability

Last 7 Fiscal Years

Net OPEB Liability	2024	2023	2022	2021	2020	2019	2018
Service cost	\$ 87,816	102,457	104,037	76,264	80,213	103,515	80,381
Interest	82,734	50,989	52,934	71,840	87,234	105,846	61,067
Changes in assumptions	1,431,306	(204,370)	(1,137)	181,112	(193,644)	(10,764)	(100,539)
Differences between expected and actual experience	(75,604)	(4,157)	(1,827)	(8,697)	(9,460)	(24,782)	-
Changes in proportionate share	225,303	(12,374)	172,187	6,366	(652,548)	(18,428)	-
Benefit payments	<u>(186,349)</u>	<u>(172,534)</u>	<u>(176,679)</u>	<u>(166,871)</u>	<u>(181,124)</u>	<u>(219,574)</u>	<u>(172,531)</u>
Net change in total OPEB liability	1,565,206	(239,989)	149,515	160,014	(869,329)	(64,187)	(131,622)
Net OPEB liability—beginning	<u>2,116,355</u>	<u>2,356,344</u>	<u>2,206,829</u>	<u>2,046,815</u>	<u>2,916,144</u>	<u>2,980,331</u>	<u>3,111,953</u>
Net OPEB liability—ending	<u>\$ 3,681,561</u>	<u>2,116,355</u>	<u>2,356,344</u>	<u>2,206,829</u>	<u>2,046,815</u>	<u>2,916,144</u>	<u>2,980,331</u>

Information to present a 10-year history is not readily available.

See Independent Auditors' Report.

See accompanying notes to required supplementary information.

OKLAHOMA DEPARTMENT OF WILDLIFE CONSERVATION

NOTES TO REQUIRED SUPPLEMENTARY INFORMATION

Year Ended June 30, 2024

(1) DEFINED BENEFIT PENSION PLAN (SCHEDULES I THROUGH IV)

The information presented in the required supplementary schedules was determined as part of the actuarial valuations at the dates indicated. Additional information as of the latest actuarial valuation follows:

Valuation date:	July 1, 2024
Actuarial cost method:	Entry age normal
Amortization method:	Level dollar, closed
Remaining amortization period:	Average future working lifetime of active members
Inflation:	3.0%
Mortality rates:	Active members: Pub-2010 General Employees Above-Median Amount-Weighted Mortality with generational projection using MP-2021 Scale. Retired members: Pub-2010 General Retirees Above-Median Amount-Weighted Mortality with generational projection using MP-2021 Scale. Disabled members: Pub-2010 General Disabled Retirees Amount-Weighted Mortality with generational projection using MP-2021 Scale. Survivors and beneficiaries: Pub-2010 General Contingent Survivors Above-Median Amount-Weighted Mortality with generational projection using MP-2021 Scale.
Asset valuation method:	5-year smoothed market
Actuarial assumptions:	
Investment rate of return	7.0%, net of pension plan investment expenses
Projected salary increases	3.0% to 7.0%, including inflation
Ad hoc cost-of-living adjustment	1% for members receiving a benefit as of January 1, 2024, and 2% for members receiving a benefit as of July 1, 2024.

See Independent Auditors' Report.

NOTES TO REQUIRED SUPPLEMENTARY INFORMATION, CONTINUED

(2) **OPEB (SCHEDULES V AND VI)**

The information presented in the required supplementary schedules V and VI were determined as part of the actuarial valuations at the dates indicated. Additional information as of the latest actuarial valuations follows:

Schedule V

Valuation date:	June 30, 2024
Actuarial cost method:	Entry age normal
Assumed inflation rate:	3.00% per year
Actuarial assumptions:	
Investment rate of return	Not applicable, as the OPEB plan is unfunded and benefits are not paid from a qualifying trust.
Healthcare cost trend rate	Level 5.00%

Schedule VI

Valuation date:	July 1, 2023
Actuarial cost method:	Entry age normal based upon salary
Actuarial assumptions:	
Investment rate of return	Not applicable, as the OPEB plan is unfunded and benefits are not paid from a qualifying trust.

(3) **OTHER**

Annual Budget-to-Actual Comparison

The Department is not required to and does not prepare a legally adopted annual budget. Therefore, an annual budget-to-actual comparison required by GASB Statement No. 34, *Basic Financial Statements—and Management’s Discussion and Analysis—for State and Local Governments*, as required supplementary information is not presented.

SUPPLEMENTARY INFORMATION

OKLAHOMA DEPARTMENT OF WILDLIFE CONSERVATION

SCHEDULE OF EXPENDITURES OF FEDERAL AWARDS

Year Ended June 30, 2024

Federal Grantor/Pass-Through Grantor/Program or Cluster Title	Federal Assistance Listing Number	Passed Through to Subrecipients	Total Federal Expenditures
U.S. Department of the Interior:			
<i>Fish and Wildlife Cluster:</i>			
Sport Fish Restoration Program	15.605	\$ 67,285	7,691,128
Wildlife Restoration and Basic Hunter Education	15.611	2,028,942	16,893,109
Enhanced Hunter Education and Safety Program	15.626	-	141,496
<i>Total Fish and Wildlife Cluster</i>		<u>2,096,227</u>	<u>24,725,733</u>
Fish and Wildlife Management Assistance	15.608	-	184,491
Cooperative Endangered Species Conservation Fund	15.615	56,650	84,023
Partners of Fish and Wildlife	15.631	-	366,154
State Wildlife Grants	15.634	<u>499,545</u>	<u>805,831</u>
Total U.S. Department of the Interior		<u>2,652,422</u>	<u>26,166,232</u>
Bureau of Reclamation:			
McGee Creek Project	10.unknown*	-	<u>136,731</u>
U.S. Department of Agriculture:			
<i>Natural Resource Conservation Service:</i>			
Voluntary Public Access and Habitat Incentive	10.093	-	385,100
Agricultural Conservation Easement	10.931	-	28,000
<i>Total Natural Resource Conservation Service</i>		<u>-</u>	<u>413,100</u>
Total U.S. Department of Agriculture		<u>-</u>	<u>413,100</u>
Total expenditures of federal awards		<u>\$ 2,652,422</u>	<u>26,716,063</u>

*Not a cooperative agreement or grant, but considered federal funds.

See Independent Auditors' Report.

See accompanying notes to schedule of expenditures of federal awards.

OKLAHOMA DEPARTMENT OF WILDLIFE CONSERVATION

NOTES TO SCHEDULE OF EXPENDITURES OF FEDERAL AWARDS

Year Ended June 30, 2024

(1) **BASIS OF PRESENTATION**

The accompanying schedule of expenditures of federal awards (the "Schedule") includes the federal grant activity of the Department under programs of the federal government for the year ended June 30, 2024. The information in the Schedule is presented in accordance with the requirements of Title 2 U.S. *Code of Federal Regulations* Part 200, *Uniform Administrative Requirements, Cost Principles, and Audit Requirements for Federal Awards* ("Uniform Guidance"). Because the Schedule presents only a selected portion of the operations of the Department, it is not intended to, and does not, present the financial position, changes in net position/fund balances, or cash flows, if applicable, of the Department.

(2) **SUMMARY OF SIGNIFICANT ACCOUNTING POLICIES**

Expenditures reported on the Schedule are reported on the accrual basis of accounting. Such expenditures are recognized following the cost principles contained in the Uniform Guidance, wherein certain types of expenditures are not allowable or are limited as to reimbursement. Negative amounts (if any) shown on the Schedule represent adjustments or credits made in the normal course of business to amounts reported as expenditures in prior years.

(3) **INDIRECT COST RATE**

The Department has an approved indirect cost rate of 31.28%, which was used during the year ended June 30, 2024, to charge federal awards.

(4) **RECONCILIATION OF EXPENDITURES**

The following is a reconciliation of the expenditures per the schedule of expenditures of federal awards to the statements of revenues, expenditures, and changes in fund balances—governmental funds and the statements of activities:

Total expenditures per the schedule of expenditures of federal awards; and total federal grant revenue per the statements of revenues, expenditures, and changes in fund balances—governmental funds; and total federal operating grants revenue per the statements of activities	<u>\$ 26,716,063</u>
---	----------------------

See Independent Auditors' Report.

**INDEPENDENT AUDITORS' REPORT ON
INTERNAL CONTROL OVER FINANCIAL REPORTING AND
ON COMPLIANCE AND OTHER MATTERS BASED ON
AN AUDIT OF FINANCIAL STATEMENTS PERFORMED IN
ACCORDANCE WITH GOVERNMENT AUDITING STANDARDS**

Oklahoma Wildlife Conservation Commission
Oklahoma Department of Wildlife Conservation

We have audited, in accordance with the auditing standards generally accepted in the United States and the standards applicable to financial audits contained in *Government Auditing Standards* issued by the Comptroller General of the United States, the financial statements of the governmental activities, each major fund, and the aggregate remaining fund information of the Oklahoma Department of Wildlife Conservation (the "Department"), a component unit of the State of Oklahoma, as of and for the year ended June 30, 2024, and the related notes to the financial statements, which collectively comprise the Department's basic financial statements, and have issued our report thereon dated December 4, 2024. Our report includes an explanatory paragraph to emphasize the fact that the financial statements include only that portion of the State of Oklahoma that is attributable to transactions of the Department. Our report includes an explanatory paragraph disclaiming an opinion on required supplementary information.

Reporting on Internal Control Over Financial Reporting

In planning and performing our audit of the financial statements, we considered the Department's internal control over financial reporting ("internal control") as a basis for designing audit procedures that are appropriate in the circumstances for the purpose of expressing our opinions on the financial statements, but not for the purpose of expressing an opinion on the effectiveness of the Department's internal control. Accordingly, we do not express an opinion on the effectiveness of the Department's internal control.

A deficiency in internal control exists when the design or operation of a control does not allow management or employees, in the normal course of performing their assigned functions, to prevent, or detect and correct, misstatements on a timely basis. A material weakness is a deficiency, or a combination of deficiencies, in internal control, such that there is a reasonable possibility that a material misstatement of the Department's financial statements will not be prevented, or detected and corrected on a timely basis. A significant deficiency is a deficiency, or a combination of deficiencies, in internal control that is less severe than a material weakness, yet important enough to merit attention by those charged with governance.

Our consideration of internal control was for the limited purpose described in the first paragraph of this section and was not designed to identify all deficiencies in internal control that might be material weaknesses or significant deficiencies. Given these limitations, during our audit we did not identify any deficiencies in internal control that we consider to be material weaknesses. However, material weaknesses may exist that have not been identified.

(Continued)

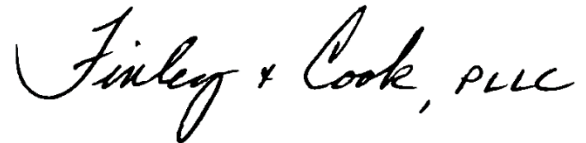
**INDEPENDENT AUDITORS' REPORT ON
INTERNAL CONTROL OVER FINANCIAL REPORTING AND
ON COMPLIANCE AND OTHER MATTERS BASED ON
AN AUDIT OF FINANCIAL STATEMENTS PERFORMED IN
ACCORDANCE WITH *GOVERNMENT AUDITING STANDARDS*, CONTINUED**

Reporting on Compliance and Other Matters

As part of obtaining reasonable assurance about whether the Department's financial statements are free from material misstatement, we performed tests of its compliance with certain provisions of laws, regulations, contracts, and grant agreements, noncompliance with which could have a direct and material effect on the financial statements. However, providing an opinion on compliance with those provisions was not an objective of our audit, and accordingly, we do not express such an opinion. The results of our tests disclosed no instances of noncompliance or other matters that are required to be reported under *Government Auditing Standards*.

Purpose of This Report

The purpose of this report is solely to describe the scope of our testing of internal control and compliance and the results of that testing, and not to provide an opinion on the effectiveness of the Department's internal control or on compliance. This report is an integral part of an audit performed in accordance with *Government Auditing Standards* in considering the Department's internal control and compliance. Accordingly, this communication is not suitable for any other purpose.

A handwritten signature in black ink that reads "Finley & Cook, PLLC". The script is cursive and fluid, with the letters "F" and "C" being particularly large and stylized.

Shawnee, Oklahoma
December 4, 2024

**INDEPENDENT AUDITORS' REPORT ON COMPLIANCE FOR
EACH MAJOR PROGRAM AND ON INTERNAL CONTROL OVER
COMPLIANCE REQUIRED BY THE UNIFORM GUIDANCE**

Oklahoma Wildlife Conservation Commission
Oklahoma Department of Wildlife Conservation

Report on Compliance for Each Major Federal Program

Opinion on Each Major Federal Program

We have audited the Oklahoma Department of Wildlife Conservation's (the "Department"), a component unit of the State of Oklahoma, compliance with the types of compliance requirements identified as subject to audit in the *OMB Compliance Supplement* that could have a direct and material effect on each of the Department's major federal programs for the year ended June 30, 2024. The Department's major federal programs are identified in the summary of auditors' results section of the accompanying schedule of findings and questioned costs.

In our opinion, the Department complied, in all material respects, with the types of compliance requirements referred to above that could have a direct and material effect on each of its major federal programs for the year ended June 30, 2024.

Basis for Opinion on Each Major Federal Program

We conducted our audit of compliance in accordance with auditing standards generally accepted in the United States; the standards applicable to financial audits contained in *Government Auditing Standards*, issued by the Comptroller General of the United States; and the audit requirements of Title 2 U.S. *Code of Federal Regulations* Part 200, *Uniform Administrative Requirements, Cost Principles, and Audit Requirements for Federal Awards* ("Uniform Guidance"). Our responsibilities under those standards and the Uniform Guidance are further described in the Auditors' Responsibilities for the Audit of Compliance section of our report.

We are required to be independent of the Department and to meet our other ethical responsibilities, in accordance with relevant ethical requirements relating to our audit. We believe that the audit evidence we have obtained is sufficient and appropriate to provide a basis for our opinion on compliance for each major federal program. Our audit does not provide a legal determination of the Department's compliance with the compliance requirements referred to above.

(Continued)

**INDEPENDENT AUDITORS' REPORT ON COMPLIANCE FOR
EACH MAJOR PROGRAM AND ON INTERNAL CONTROL OVER
COMPLIANCE REQUIRED BY THE UNIFORM GUIDANCE, CONTINUED**

Responsibilities of Management for Compliance

Management is responsible for compliance with the requirements referred to above and for the design, implementation, and maintenance of effective internal control over compliance with the requirements of laws, statutes, regulations, rules, and provisions of contracts or grant agreements applicable to the Department's federal programs.

Auditors' Responsibilities for the Audit of Compliance

Our objectives are to obtain reasonable assurance about whether material noncompliance with the compliance requirements referred to above occurred, whether due to fraud or error, and express an opinion on the Department's compliance based on our audit. Reasonable assurance is a high level of assurance but is not absolute assurance and therefore is not a guarantee that an audit conducted in accordance with generally accepted auditing standards, *Government Auditing Standards*, and the Uniform Guidance will always detect material noncompliance when it exists. The risk of not detecting material noncompliance resulting from fraud is higher than for that resulting from error, as fraud may involve collusion, forgery, intentional omissions, misrepresentations, or the override of internal control. Noncompliance with the compliance requirements referred to above is considered material if there is a substantial likelihood that, individually or in the aggregate, it would influence the judgment made by a reasonable user of the report on compliance about the Department's compliance with the requirements of each major federal program as a whole.

In performing an audit in accordance with generally accepted auditing standards, *Government Auditing Standards*, and the Uniform Guidance, we:

- Exercise professional judgment and maintain professional skepticism throughout the audit.
- Identify and assess the risks of material noncompliance, whether due to fraud or error, and design and perform audit procedures responsive to those risks. Such procedures include examining, on a test basis, evidence regarding the Department's compliance with the compliance requirements referred to above and performing such other procedures as we considered necessary in the circumstances.
- Obtain an understanding of the Department's internal control over compliance relevant to the audit in order to design audit procedures that are appropriate in the circumstances and to test and report on internal control over compliance in accordance with the Uniform Guidance, but not for the purpose of expressing an opinion on the effectiveness of the Department's internal control over compliance. Accordingly, no such opinion is expressed.

We are required to communicate with those charged with governance regarding, among other matters, the planned scope and timing of the audit and any significant deficiencies and material weaknesses in internal control over compliance that we identified during the audit.

(Continued)

**INDEPENDENT AUDITORS' REPORT ON COMPLIANCE FOR
EACH MAJOR PROGRAM AND ON INTERNAL CONTROL OVER
COMPLIANCE REQUIRED BY THE UNIFORM GUIDANCE, CONTINUED**

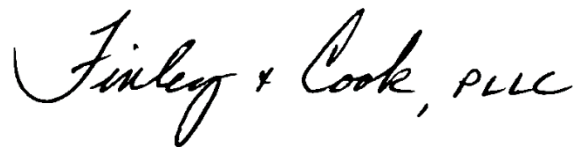
Report on Internal Control over Compliance

A deficiency in internal control over compliance exists when the design or operation of a control over compliance does not allow management or employees, in the normal course of performing their assigned functions, to prevent, or detect and correct, noncompliance with a type of compliance requirement of a federal program on a timely basis. A material weakness in internal control over compliance is a deficiency, or combination of deficiencies, in internal control over compliance, such that there is a reasonable possibility that material noncompliance with a type of compliance requirement of a federal program will not be prevented, or detected and corrected, on a timely basis. A significant deficiency in internal control over compliance is a deficiency, or a combination of deficiencies, in internal control over compliance with a type of compliance requirement of a federal program that is less severe than a material weakness in internal control over compliance, yet important enough to merit attention by those charged with governance.

Our consideration of internal control over compliance was for the limited purpose described in the Auditors' Responsibilities for the Audit of Compliance section above and was not designed to identify all deficiencies in internal control over compliance that might be material weaknesses or significant deficiencies in internal control over compliance. Given these limitations, during our audit, we did not identify any deficiencies in internal control over compliance that we consider to be material weaknesses, as defined above. However, material weaknesses or significant deficiencies in internal control over compliance may exist that were not identified.

Our audit was not designed for the purpose of expressing an opinion on the effectiveness of internal control over compliance. Accordingly, no such opinion is expressed.

The purpose of this report on internal control over compliance is solely to describe the scope of our testing of internal control over compliance and the results of that testing based on the requirements of the Uniform Guidance. Accordingly, this report is not suitable for any other purpose.

A handwritten signature in black ink that reads "Finley & Cook, PLLC". The signature is written in a cursive, flowing style.

Shawnee, Oklahoma
December 4, 2024

OKLAHOMA DEPARTMENT OF WILDLIFE CONSERVATION

SCHEDULE OF FINDINGS AND QUESTIONED COSTS

Year Ended June 30, 2024

SECTION I—SUMMARY OF AUDITORS’ RESULTS

Financial Statements

Type of auditors’ report issued on whether the financial statements audited were prepared in accordance with accounting principles generally accepted in the United States:

Unmodified

Internal control over financial reporting:

Material weakness(es) identified?

☐ Yes ☒ No

Significant deficiency(ies) identified?

☐ Yes ☒ None Reported

Noncompliance material to financial statements noted?

☐ Yes ☒ No

Federal Awards

Internal control over major programs:

Material weakness(es) identified?

☐ Yes ☒ No

Significant deficiency(ies) identified?

☐ Yes ☒ None Reported

Type of auditors’ report issued on compliance for the major federal programs:

Unmodified

Any audit findings disclosed that are required to be reported in accordance with Section 2 CFR 200.516(a) of the Uniform Guidance?

☐ Yes ☒ No

Identification of major federal programs:

<u>Federal AL Number</u>	<u>Name of Federal Program or Cluster</u>
15.605, 15.611, and 15.626	Fish and Wildlife Cluster
15.634	State Wildlife Grants

Dollar threshold used to distinguish between type A and type B programs:

\$801,482

Auditee qualified as low-risk auditee?

☒ Yes ☐ No

OKLAHOMA DEPARTMENT OF WILDLIFE CONSERVATION

SCHEDULE OF FINDINGS AND QUESTIONED COSTS, CONTINUED

Year Ended June 30, 2024

SECTION II—FINANCIAL STATEMENT FINDINGS

None noted.

SECTION III—FEDERAL AWARD FINDINGS AND QUESTIONED COSTS

None noted.

OKLAHOMA DEPARTMENT OF WILDLIFE CONSERVATION

SUMMARY SCHEDULE OF PRIOR AUDIT FINDINGS

Year Ended June 30, 2024

There were no audit findings noted in the prior year audit for the year ended June 30, 2023.