

**ANNUAL FINANCIAL REPORT
CENTRAL TECHNOLOGY CENTER NO. 3
CREEK COUNTY, OKLAHOMA
JULY 1, 2015 TO JUNE 30, 2016**

**AUDITED BY
KERRY JOHN PATTEN, C.P.A.**

CENTRAL TECHNOLOGY CENTER NO. 3
CREEK COUNTY, OKLAHOMA
SCHOOL CENTER OFFICIALS
JUNE 30, 2016

Board of Education

President	Joe Naifeh
Vice-President	Dr. Richard Pitts
Clerk	Lori Toland (non-member)
Member	Eddie Walker
Member	Roger Floyd
Member	Dave Roberts

Superintendent of Schools

Ron Dyer

Technology Center Treasurer

Kathy Bacon

**CENTRAL TECHNOLOGY CENTER NO. 3
CREEK COUNTY, OKLAHOMA
JUNE 30, 2016**

TABLE OF CONTENTS

Report of Independent Auditor	1
Management's Discussion and Analysis	3
Basic Financial Statements	
Government-Wide Financial Statements --	
Statement of Net Assets	10
Statement of Activities	11
Fund Financial Statements	
Balance Sheet --	
Governmental Funds	12
Statement of Revenues, Expenditures	
and Changes in Fund Balances --	
Governmental Funds	13
Reconciliation of Statement of Revenues, Expenditures	
and Changes in Fund Balances to the Statement of Activities	14
Notes to the Financial Statements	15
Combining Financial Statements	
Combining Balance Sheet -- Fiduciary Fund	31
Required Supplementary Information	
Budgetary Comparison Schedule -- Budgetary Basis	
General Fund.....	32
Budgetary Comparison Schedule -- Budgetary Basis	
Building Fund.....	33
Supporting Schedules	
Schedule of Expenditures of Federal Awards	34
Notes to Schedule of Federal Awards.....	36
School Activity Fund -- Receipts, Transfers, Disbursements	
and Sub-account Balances	37
Reports Required by <i>Government Auditing Standards</i>	
Report on Internal Control over Financial Reporting and on Compliance and	
Other Matters Based on an Audit of Financial Statements Performed in	
Accordance with <i>Government Auditing Standards</i>	38
Summary of Prior Audit Findings	40
Schedule of Comments	41
Schedule of Accountant's Professional Liability Insurance Affidavit	42

KERRY JOHN PATTEN, C.P.A.

2101 N. Willow Ave.
Broken Arrow, OK 74012
Phone Number (918) 250-8838
FAX Number (918) 250-9853



INDEPENDENT AUDITOR'S REPORT

The Board of Education
Central Technology Center No. 3
Drumright, Oklahoma

Report on the Financial Statements

I have audited the accompanying financial statements of the governmental activities, each major fund, and the aggregate remaining fund information of the Central Technology Center No. 3, Creek County, Oklahoma, as of and for the year ended June 30, 2016, which collectively comprise the basic financial statements as listed in the table of contents.

Management's Responsibility for the Financial Statements

Management is responsible for the preparation and fair presentation of these financial statements in accordance with accounting principles generally accepted in the United States of America; this includes the design, implementation, and maintenance of internal control relevant to the preparation and fair presentation of financial statements that are free from material misstatement, whether due to fraud or error.

Auditor's Responsibility

My responsibility is to express an opinion on these financial statements based on my audit. I conducted my audit in accordance with auditing standards generally accepted in the United States of America and the standards applicable to financial audits contained in *Government Auditing Standards*, issued by the Comptroller General of the United States. Those standards require that I plan and perform the audit to obtain reasonable assurance about whether the financial statements are free from material misstatement.

An audit involves performing procedures to obtain audit evidence about the amounts and disclosures in the financial statements. The procedures selected depend on the auditor's judgment, including the assessment of the risks of material misstatement of the financial statements, whether due to fraud or error. In making those risk assessments, the auditor considers internal control relevant to the entity's preparation and fair presentation of the financial statements in order to design audit procedures that are appropriate in the circumstances, but not for the purpose of expressing an opinion on the effectiveness of the entity's internal control. Accordingly, I express no such opinion. An audit also includes evaluating the appropriateness of accounting policies used and the reasonableness of significant accounting estimates made by management, as well as evaluating the overall presentation of the financial statements.

I believe that the audit evidence I have obtained is sufficient and appropriate to provide a basis for my audit opinion.

Opinion

In my opinion, the financial statements referred to above present fairly, in all material respects, the respective financial position of the governmental activities, the business-type activities, each major fund, and the aggregate remaining fund information of the Central Technology Center as of June 30, 2016, and the respective changes in its financial position and, where applicable, cash flows for the year then ended, in accordance with accounting principles generally accepted in the United States of America.

Other Matters

Required Supplementary Information

Accounting principles generally accepted in the United States of America require that the management's discussion and analysis and the required supplementary information, as listed in the table of contents, be presented to supplement the basic financial statements. Such information, although not a part of the basic financial statements, is required by the Governmental Auditing Standards Board who considers it to be an essential part of the financial reporting for placing the basic financial statements in an appropriate operational, economic, or historical context. I have applied certain limited procedures to the required supplementary information in accordance with auditing standards generally accepted in the United States of America, which consisted of inquiries of management about the methods of preparing the information and comparing the information for consistency with management's responses to my inquiries, the basic financial statements, and other knowledge I obtained during my audit of the basic financial statements. I do not express an opinion or provide any assurance on the information because the limited procedures do not provide me with sufficient evidence to express an opinion or provide any assurance.


Other Supplementary Information

My audit was conducted for the purpose of forming opinions on the financial statements that collectively comprise the basis financial statements. The Schedule of Expenditures of Federal Awards is presented for additional analysis as required by U.S. Office of Management and Uniform Guidance, *Audits of States, Local Governments, and Nonprofit Organizations* and is not a required part of the basic financial statements.

The Schedule of Expenditures of Federal Awards is the responsibility of management and was derived from and relates directly to the underlying accounting records used to prepare the basic financial statements. Such information has been subjected to the auditing procedures applied in the audit of the basic financial and other additional procedures, including comparing and reconciling such information directly to the underlying accounting and other records used to prepare the basic financial statements, and other additional procedures in accordance with auditing standards generally accepted in the United States of America. In my opinion, the supplementary information including the Schedule of Expenditures of Federal Awards is fairly stated in all material respects in relation to the financial statements taken as a whole.

Other Reporting Required by Government Auditing Standards

In accordance with *Government Auditing Standards*, I have also issued my report dated February 21, 2017, on my consideration of Central Technology Center No. 3, Creek County, Oklahoma's, internal control over financial reporting and on my tests of its compliance with certain provisions of laws, regulations, contracts and grant agreements and other matters. The purpose of that report is to describe the scope of my testing of internal control over financial reporting and compliance and the results of that testing, and not to provide an opinion on the internal control over financial reporting or on compliance. That report is an integral part of an audit performed in accordance with *Government Auditing Standards* and should be considered in assessing the results of my audit.



Kerry John Patten, C.P.A.
Broken Arrow, OK
February 21, 2017

MANAGEMENT DISCUSSION AND ANALYSIS

CENTRAL TECHNOLOGY CENTER SCHOOL DISTRICT NO. 3
MANAGEMENT'S DISCUSSION AND ANALYSIS
JUNE 30, 2016

The Management's Discussion and Analysis (MD&A) is an element of the reporting model adopted by the Governmental Accounting Standards Board (GASB) in Statement No. 34, Basic Financial Statements for State and Local Governments, issued June 1999. Our discussion and analysis of Central Tech's financial performance provides an overview of the District's financial activities for the fiscal year ended June 30, 2016. Please read it in conjunction with the District's financial statements, which begin on page 10.

USING THIS ANNUAL REPORT

This annual report consists of a series of financial statements. The Statement of Net Position and the Statement of Activities (on pages 10 and 11) provide information about the activities of the District as a whole and present a longer-term view of the District's finances. Fund financial statements start on page 12. For governmental activities, these statements tell how these services were financed in the short term as well as what remains for future spending. Fund financial statements also report the District's operations in more detail than the government-wide statements by providing information about the District's most significant funds. The remaining statements provide financial information about activities for which Central Tech acts solely as a trustee or agent for the benefit of those outside the government.

REPORTING THE DISTRICT AS A WHOLE

Our analysis of the District as a whole begins on page 7. One of the most important questions asked about the District's finances is, "Is the District as a whole better off or worse off as a result of the year's activities?" The Statement of Net Position and the Statement of Activities report information about Central Tech as a whole and about its activities in a way that helps answer this question. These statements include all assets and liabilities using the accrual basis of accounting, which is similar to the accounting used by most private-sector companies. All of the current year's revenues and expenses are taken into account regardless of when cash is received or paid. These two statements report the District's net assets and changes in them. You can think of the District's net position-the difference between assets and liabilities-as one way to measure the District's financial health, or financial position. Over time, increases or decreases in the District's net position is one indicator of whether its financial health is improving or deteriorating. You will need to consider other non-financial factors, however, such as changes in the District's property tax base and the condition of the District's facilities, to assess the overall health of the District.

CENTRAL TECHNOLOGY CENTER SCHOOL DISTRICT NO. 3
MANAGEMENT'S DISCUSSION AND ANALYSIS
JUNE 30, 2016

REPORTING THE DISTRICT'S MOST SIGNIFICANT FUNDS

Analysis of the District's major funds begins on page 12. The fund financial statements provide detailed information about the most significant funds-not the District as a whole. Some funds are required to be established by State law and by bond covenants. However, the District establishes other funds to help it control and manage money for particular purposes or to show that it is meeting legal responsibilities for using certain money (like VSO monies). The District's two kinds of funds, governmental and fiduciary, use different accounting approaches.

*Governmental funds-Most of the District's basic services are reported in governmental funds, which focus on how money flows into and out of those funds and the balances left at year-end that are available for spending. These funds are reported using an accounting method called modified accrual accounting, which measures cash and all other financial assets that can readily be converted to cash. The governmental fund statements provide a detailed short-term view of the District's general government operations and the basic services it provides. Governmental fund information helps you determine whether there are more or fewer financial resources that can be spent in the near future to finance the District's programs. We describe the relationship (or differences) between governmental activities (reported in the Statement of Net Position and the Statement of Activities) and governmental funds in a reconciliation at the bottom of the fund financial statements on page 12 and page 14 of this document.

THE DISTRICT AS TRUSTEE

The district is the trustee, or fiduciary, for certain assets that, because of a trust arrangement, can be used only for the trust beneficiaries. All of the District's fiduciary activities are reported in separate Balance Sheet Fiduciary Fund on page 31. We exclude these activities from the District's other financial statements because the District cannot use these assets to finance its operations. The District is responsible for ensuring that the assets reported in these funds are used for their intended purposes.

These assets include Vocational Student Organization Accounts, (Skills USA, Business Professionals of America and Health Occupations Students of America), these funds are raised by these student organizations and used for purposes designated by those organizations and approved by the district's Board of Education.

CENTRAL TECHNOLOGY CENTER SCHOOL DISTRICT NO. 3
MANAGEMENT'S DISCUSSION AND ANALYSIS
JUNE 30, 2016

THE DISTRICT AS A WHOLE

During the 2016 fiscal year the District's net position increased from \$14,119,889 to \$18,289,224 an increase of \$4,169,335 or 30% over FY 15. A more detailed breakdown of net position is available on page 12.

Comparison of Net Assets by Fiscal Year

	Governmental Activities	
	FY 15	FY 16
<u>ASSETS</u>		
Current Assets		
Cash and equivalents	10,330,927	9,902,598
Investments	2,994,033	4,242,033
Property tax receivable	565,349	1,151,688
Due from other governments	326,453	216,788
Miscellaneous receivable	264,926	266,140
Prepaid expenses	14,653	14,702
Non-Current Assets		
Land	964,501	964,501
Construction in progress	356,257	2,208,244
Capital assets, net of accumulated depreciation	11,970,882	11,963,573
Total Assets	27,787,981	30,930,267
<u>DEFERRED OUTFLOWS OF RESOURCES</u>		
Deferred outflows of resources related to pensions	840,356	1,489,307
<u>LIABILITIES</u>		
Current Liabilities		
Accounts payable	214,517	78,921
Compensated Absences	172,278	173,690
Total Current Liabilities	386,795	252,611
Non-Current Liabilities		
Compensated absences	108,785	103,383
Non-pension liabilities	11,134,579	12,501,630
Total Non-Current Liabilities	11,243,364	12,605,013
Total Liabilities	11,630,159	12,857,624
<u>DEFERRED INFLOW OF RESOURCES</u>		
Deferred inflow of resources related to pensions	2,878,289	1,272,726
<u>NET ASSETS</u>		
Invested in Capital Assets, net of related debt	13,291,640	15,136,318
Restricted for Building	3,790,742	5,986,989
Unrestricted	(2,962,493)	(2,834,083)
Total Net Assets	14,119,889	18,289,224
Change in Net Assets		4,169,335

See auditor's disclaimer of opinion

CENTRAL TECHNOLOGY CENTER SCHOOL DISTRICT NO. 3
MANAGEMENT'S DISCUSSION AND ANALYSIS
JUNE 30, 2016

Further comparison of the changes in net assets reveals a \$428,329 decrease in cash and equivalents. "Capital assets, net of accumulated depreciation" in 2015 includes a few projects under construction including the Sapulpa exterior renovation, Drumright BIS Incubator building and parking lot updates. Investments increased by \$1,248,000 over the period.

Total liabilities were increased by \$1,227,465. This represents a decrease in accounts payable from last year and a minor increase in short term and a decrease in long term compensated absence liability. With a change last year to GASB requirements, a line item for Net Pension Liability was added which accounts for a larger increase to total liabilities than in prior years.

The district will continue to build reserves in cash and investments in anticipation of the next major items on the capital improvement plan. The district will continue to target a carryover amount close to the limit to ensure that there are funds to fill any gaps in state funding which is still under great pressure due to proposed state income tax shortfalls and ad valorem tax legislation.

Central Tech
Changes in Net Assets

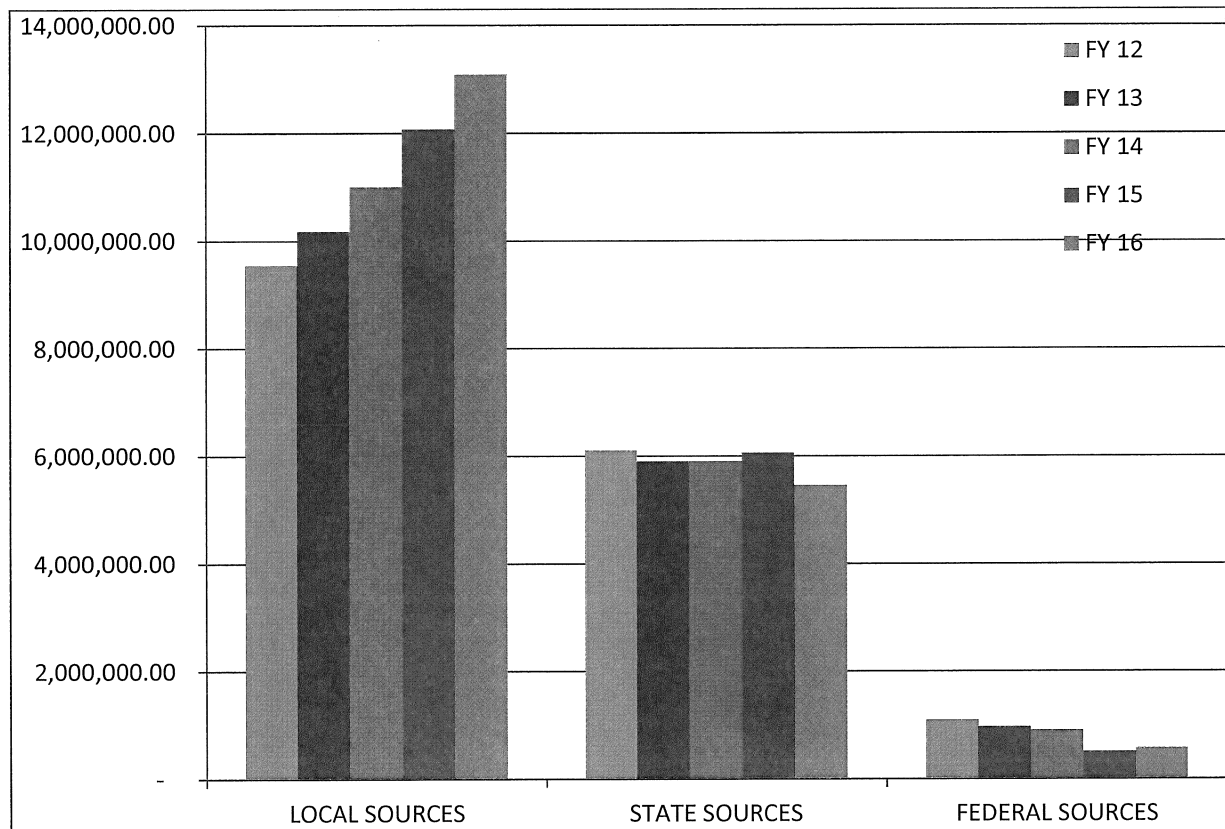
	Governmental Activities	
	FY 15	FY 16
Revenues		
Property taxes	12,538,146	13,905,352
State aid	4,479,053	5,387,404
Other General Revenues		
Program Revenues	4,571,193	3,415,823
Investment earnings	39,538	45,702
Special items/Misc	76,313	70,369
Adjustments and estopped warrants		
Total revenue and special items	<u>21,704,243</u>	<u>22,824,650</u>
Expenses		
Instruction	8,078,799	7,858,566
Support services	8,466,931	8,582,407
Non-instruction services	514,010	550,072
Other Outlays (includes depr., repayments, loss on asset dispositions & bank charges)	1,600,254	1,664,270
Total activities	<u>18,659,994</u>	<u>18,655,315</u>
Increase(decrease) in net assets	3,044,249	4,169,335

See auditor's disclaimer of opinion

CENTRAL TECHNOLOGY CENTER SCHOOL DISTRICT NO. 3
MANAGEMENT'S DISCUSSION AND ANALYSIS
JUNE 30, 2016

THE DISTRICTS FUNDS

As the district completed the year, governmental funds reported a combined fund balance of \$14,677,741. This represents an increase of \$822,103 from last year's figure of \$13,855,638. This figure represents a decrease in the General fund and an increase in the Building fund over FY 15. It should be noted that "fund balance" as it is used in modified accrual basis, and the Governmental Funds Balance sheet is not the same as the term "carryover" used in regulatory basis (school) accounting. A reconciliation from modified accrual basis to regulatory basis accounting is available on bottom of pages 32 and 33 of the accompanying document.



GENERAL FUND

General fund revenues increased from FY 15 to FY 16 by \$480,079. Revenue from local sources increased by \$1,015,829 due to increased Ad valorem and tuition. Revenue from federal sources increased \$64,388 from prior year. Revenue from state sources decreased by \$600,138.

CENTRAL TECHNOLOGY CENTER SCHOOL DISTRICT NO. 3
MANAGEMENT'S DISCUSSION AND ANALYSIS
JUNE 30, 2016

BUILDING FUND

Revenue in the building fund is the result of the recurring 3 mil building fund levy and a very small amount of interest revenue. Revenue increased by \$224,660 over the prior year due entirely to increased valuation in the District. Revenues exceeded expenditures by \$1,067,250, increasing the fund balance by this amount. With the completion of small renovation projects and three major projects wrapping up after the end of FY15 including the Sapulpa Exterior renovation, Drumright BIS Incubator and COB Parking lot renovation, other projects from the capital planning list will be funded in the coming year. Upcoming projects include additional range for Truck Driver Training, exterior portico addition to the north exit at Drumright campus, classroom and lot renovations and continuing to invest in technology for the classrooms.

BUDGETARY ISSUES

Central Tech began FY 16 with a general fund budget of \$22,620,204. Of that figure \$4,500,000 was budgeted as special contingency. This "special contingency" line item is made up of monies that will be held in reserve to make up for any state funding shortfalls and also provides an early target for general fund carryover. Under this scenario the district entered the year with \$18,120,204 budgeted to spend with actual expenditures of \$18,175,722.

Building Fund for FY 15 was budgeted at \$6,675,068. Actual expenditures in the Building Fund for FY 15 were \$1,501,001.

CAPITAL ASSETS

At the end of 2016, the District had \$15,136,318 invested in capital assets including, land, buildings, construction in progress, equipment, infrastructure, and vehicles. This represents a \$1,844,678 increase from the prior year. This increase is mainly due to the purchase of new equipment and continuation of major construction projects in Drumright and Sapulpa.

Capital Asset at Year-end
(Net of Depreciation)

	Capital net of Depreciation	
	FY 15	FY 16
Land	964,501	964,501
Construction in Progress	356,257	2,208,244
Buildings and improvement	8,379,430	7,927,667
Equipment	1,493,498	1,591,125
Vehicles	2,097,955	2,444,782
Total	13,291,640	15,136,318

CENTRAL TECHNOLOGY CENTER SCHOOL DISTRICT NO. 3
MANAGEMENT'S DISCUSSION AND ANALYSIS
JUNE 30, 2016

DEBT

The district's long term debt are accrued non-current compensated absences of \$103,383 and non-pension liability of \$12,501,630, these liabilities are recorded in the Statement of Net Assets; the current portion is expensed in the fund financial statements.

NEXT YEAR

The District will continue to monitor projected funding levels and adjust staffing levels accordingly while maintaining its equipment and facilities to stay on the cutting edge of technology training. Plans for FY 17 include the conclusion of construction of a new BIS incubator and parking lot updates at the Drumright campus and exterior renovation on the Sapulpa campus, additional Truck Driver Training range, exterior portico addition on Drumright campus, classroom updates and a continued focus on energy efficiency in the infrastructure.

CONTACTING THE SCHOOLS FINANCIAL MANAGEMENT

This financial report is designed to provide our citizens, taxpayers, customers, and creditors with a general overview of Central Technology's Center financial position to show accountability for the money it receives. Additional details can be requested at Central Technology Center, 3CT Circle Drumright, Oklahoma 74030.

Respectfully submitted,

Kent Burris, CFO

GOVERNMENT-WIDE FINANCIAL STATEMENTS

CENTRAL TECHNOLOGY CENTER NO. 3
STATEMENT OF NET POSITION
JUNE 30, 2016

	<u>Governmental Activities</u>
<u>ASSETS</u>	
Current Assets	
Cash	\$ 9,902,598
Investments	4,242,033
Property tax receivable	1,151,688
Due from other governments	216,788
Due from Activity Fund	266,140
Prepaid expenses	14,702
Noncurrent Assets	
Land and construction in progress	3,172,745
Other capital assets, net of accumulated depreciation	<u>11,963,573</u>
 Total Assets	 \$ <u>30,930,267</u>
 <u>DEFERRED OUTFLOWS OF RESOURCES</u>	
Deferred outflows of resources related to pensions	\$ <u>1,489,307</u>
 <u>LIABILITIES</u>	
Current Liabilities	
Accounts payable	\$ 78,921
Compensated absences	<u>173,690</u>
 Total Current Liabilities	 \$ <u>252,611</u>
Non-Current Liabilities	
Compensated absences	103,383
Net pension liability	<u>12,501,630</u>
 Total Non-Current Liabilities	 <u>12,605,013</u>
 Total Liabilities	 \$ <u>12,857,624</u>
 <u>DEFERRED INFLOW OF RESOURCES</u>	
Deferred inflow of resources related to pensions	\$ <u>1,272,726</u>
 <u>NET POSITION</u>	
Invested in Capital Assets, net of related debt	\$ 15,136,318
Restricted for Building	5,986,989
Unrestricted	<u>(2,834,083)</u>
 Total Net Position	 \$ <u><u>18,289,224</u></u>

The notes to the financial statements are an integral part of this statement.

**CENTRAL TECHNOLOGY CENTER NO. 3
STATEMENT OF ACTIVITIES
FOR YEAR ENDING JUNE 30, 2016**

	Expenses	Program Revenues	
		Charges for Services	Operating Grants & Contributions
Governmental Activities			
Instruction	\$ (7,858,566)	\$ 2,801,328	\$ 598,495
Support services	(8,582,407)	16,000	
Non-instruction	(550,072)		
Capital outlay	-		
Other outlays	(607)		
Other uses	(430,190)		
Repayments	-		
Depreciation - unallocated	(1,170,783)		
Total governmental activities	\$ (18,592,625)	\$ 2,817,328	\$ 598,495

General revenues

Taxes:

Property taxes, levied for general purposes

Other Taxes

State aid not restricted to specific purposes

Other general revenues

Interest and investment earnings

Miscellaneous

Total general revenues

Loss on asset disposition

Changes in net position

Net position - beginning

Net position - ending

			Net (Expenses) Revenue and Changes in Net Assets
		Capital Grants & Contributions	Government Activities
\$	-	\$	(4,458,743)
			(8,566,407)
			(550,072)
			-
			(607)
			(430,190)
			-
			(1,170,783)
\$	-	\$	(15,176,802)

\$	13,905,352
	-
	5,387,404
	45,702
	70,369
	19,408,827
	(62,690)
	4,169,335
	14,119,889
\$	18,289,224

FUND FINANCIAL STATEMENTS

**CENTRAL TECHNOLOGY CENTER NO. 3
BALANCE SHEET
GOVERNMENTAL FUND TYPES
JUNE 30, 2016**

	Governmental Fund Types		
	General Fund	Special Revenue Fund	Total
<u>ASSETS</u>			
Cash	\$ 5,710,684	\$ 4,191,914	\$ 9,902,598
Investments	1,744,000	2,498,033	4,242,033
Property tax receivable	916,495	235,193	1,151,688
Due from other governments	216,788	-	216,788
Due from Activity Fund	266,140	-	266,140
Prepaid Insurance	14,702	-	14,702
Total assets	<u>\$ 8,868,809</u>	<u>\$ 6,925,140</u>	<u>\$ 15,793,949</u>
<u>LIABILITIES AND FUND BALANCES</u>			
Liabilities:			
Accounts payable	\$ 67,640	\$ 11,281	\$ 78,921
Deferred revenue	830,403	206,884	1,037,287
Total liabilities	<u>\$ 898,043</u>	<u>\$ 218,165</u>	<u>\$ 1,116,208</u>
Fund Balances:			
Nonspendable Fund Balances			
<i>Prepaid items</i>	\$ 14,702	\$ -	\$ 14,702
Restricted Fund Balances:			
<i>Restricted by Statute</i>	-	5,986,989	5,986,989
Committed Fund Balances:			
<i>Other Committed Fund Balances</i>	-	-	-
Assigned Fund Balances:			
<i>Encumbrances</i>	1,315,181	719,986	2,035,167
Unassigned	6,640,883	-	6,640,883
Total fund balances	<u>\$ 7,970,766</u>	<u>\$ 6,706,975</u>	<u>\$ 14,677,741</u>
Total liabilities and fund balances	<u>\$ 8,868,809</u>	<u>\$ 6,925,140</u>	

Amounts reported for governmental activities in the statement of Net Position are different because:

Capital assets used in governmental activities are not financial resources and therefore, are not reported as assets in governmental funds. The cost of the assets is \$29,117,701 and accumulated depreciation is \$13,981,383.	15,136,318
Property taxes receivable will be collected this year, but are not available soon enough to pay current period's expenditures, therefore they are deferred in the funds.	1,037,287
Compensated absences and Net pension liability are not reported as liabilities in the funds.	(12,778,703)
Deferred outflows and inflows of resources related to pensions are applicable to future periods, and therefore, are not reported in the funds.	216,581
Total net position of governmental activities	<u>\$ 18,289,224</u>

The notes to the financial statements are an integral part of this statement.

**CENTRAL TECHNOLOGY CENTER NO. 3
COMBINED STATEMENT OF REVENUES, EXPENDITURES AND
CHANGES IN FUND BALANCES
ALL GOVERNMENTAL FUND TYPES
FOR THE YEAR ENDED JUNE 30, 2016**

	Governmental Fund Types		
	General	Special Revenue	Total
Revenues			
Local sources	\$ 13,096,088	\$ 3,083,771	\$ 16,179,859
Intermediate sources	-	-	-
State sources	5,458,697	-	5,458,697
Federal sources	574,994	-	574,994
Total revenues	\$ 19,129,779	\$ 3,083,771	\$ 22,213,550
Expenditures			
Instruction	\$ 9,839,068	\$ 6,019	\$ 9,845,087
Support services	8,554,989	186,479	8,741,468
Non-instructional services	550,072	-	550,072
Capital outlay	-	1,824,023	1,824,023
Other outlays	607	-	607
Other uses	430,063	-	430,063
Repayments	-	-	-
Total expenditures	\$ 19,374,799	\$ 2,016,521	\$ 21,391,320
Excess of revenues over (under) expenses before adjustments to prior year encumbrances	\$ (245,020)	\$ 1,067,250	\$ 822,230
Other financing sources (uses):			
Bond sale proceeds	\$ -	\$ -	\$ -
Operating transfers in/(out)	-	-	-
Bank charges	(127)	-	(127)
Total other financing sources (uses)	\$ (127)	\$ -	\$ (127)
Excess (deficiency) of revenue over (under) expenditures and other financing sources (uses)	\$ (245,147)	\$ 1,067,250	\$ 822,103
Fund balances, beginning of year	\$ 8,215,913	\$ 5,639,725	\$ 13,855,638
Fund balances, end of year	\$ 7,970,766	\$ 6,706,975	\$ 14,677,741

The notes to the financial statements are an integral part of this statement.

**CENTRAL TECHNOLOGY CENTER NO. 3
RECONCILIATION OF THE STATEMENT OF REVENUES, EXPENDITURES, AND CHANGES
IN FUND BALANCES OF GOVERNMENTAL FUNDS TO THE STATEMENT OF ACTIVITIES
FOR THE YEAR ENDED JUNE 30, 2016**

Net change in fund balances-governmental funds	\$	822,103
--	----	---------

Amounts reported for governmental activities in the statement of revenues, expenditures, and changes in net assets are different because:

Capital outlays to purchase or build capital assets are reported in governmental funds as expenditures. However, for governmental activities those costs are shown in the statement of Net Position as noncurrent assets and allocated over their estimated useful lives as annual depreciation expenses in the statement of activities. This is the amount by which depreciation exceeds capital outlays in the period.

Capital outlay expenditures	\$ 3,078,151		
Loss on disposal of assets	(62,690)		
Depreciation expense	<u>(1,170,783)</u>		1,844,678

Property taxes receivable will be collected this year, but are not available soon enough to pay current period's expenditures, therefore they are deferred in the funds. This is the amount of change in the deferred taxes.	611,102
--	---------

Some expenses (compensated absences) reported in the Statement of Activities do not require the use of current financial resources and, therefore are not reported as expenditures in governmental funds. This is the amount of change in the compensated absences.	3,990
---	-------

Governmental funds report district pension contributions as expenditure. However, the Statement of Activities reports the cost of pension benefits earned net of employee contributions as pension expense.	<u>887,462</u>
---	----------------

Change in net position of governmental activities	\$	<u><u>4,169,335</u></u>
---	----	-------------------------

The notes to the financial statement are an integral part of this statement.

NOTES TO THE FINANCIAL STATEMENTS

**CENTRAL TECHNOLOGY CENTER NO. 3
CREEK COUNTY, OKLAHOMA
NOTES TO THE FINANCIAL STATEMENTS
FOR THE YEAR ENDED JUNE 30, 2016**

1. Summary of Significant Accounting Policies

The financial statements of the Central Technology Center No. 3 (the "Center") have been prepared in conformity with accounting principles generally accepted in the United States of America ("GAAP") as applied to government units. The governmental Accounting Standards Board ("GASB") is the accepted standard-setting body for establishing governmental accounting and financial reporting principles. The Center has elected to apply all applicable GASB pronouncements as well as Financial Accounting Standards Board ("FASB") pronouncements and Accounting Principles Board ("APB") opinions, issued on or before November 30, 1989, unless those pronouncements conflict with or contradict GASB pronouncements. The more significant of the Center's accounting policies are described below.

A. Reporting Entity

In accordance with the Governmental Accounting Standards Board Statement No. 14, "The Financial Reporting Entity," the Center has presented the entities, which comprise the primary government in the fiscal year 2014 basic financial statements.

The Center is a corporate body for public purposes created under Title 70 of the Oklahoma Statutes and, accordingly, is a separate entity for operating and financial reporting purposes. The Center is part of the public school system of Oklahoma under the general direction and control of the State Board of Education and is financially dependent on the State of Oklahoma for support. The general operating authority for the public school system is the Oklahoma School Code contained in Title 70, Oklahoma Statutes.

The governing body of the Center is the Board of Education composed of five elected members. The appointed superintendent is the executive officer of the Center.

As required by accounting principles generally accepted in the United States of America, the basic financial statements present the reporting entity which consists of the primary government, organizations for which the primary government is financially accountable and other organizations for which the nature and significance of their relationship with the primary government are such that exclusion could cause the Center's basic financial statements to be misleading or incomplete.

The Central Tech Foundation is not included in the reporting entity. This 501(C) 3 organization consists of five volunteer members. The Foundation is not financially dependent on the center.

B. Basis of Presentation

The government-wide financial statements (i.e., the statement of net position and the statement of activities) report information on all of the non-fiduciary activities of the Center. For the most part, the effect of interfund activity has been removed from these statements. Governmental activities are normally supported by taxes and intergovernmental revenues.

The statement of activities demonstrates the degree to which the direct expenses of a given function or segment is offset by program revenues. Direct expenses are those that are clearly identifiable with a specific function. Program revenues include: 1) tuition or fees paid by students or citizens of the Center and 2) grants and contributions that are restricted to meeting the operational or capital requirements of a particular function. Taxes and other items, including state aid, that are not properly included among program revenues are reported as general revenues.

Separate financial statements are provided for governmental funds, and fiduciary funds, even though the latter are excluded from the government-wide financial statements.

Fund Financial Statements

The Technology Center segregates transactions related to certain functions or activities in separate funds in order to aid financial management and to demonstrate legal compliance. Statements for governmental activities present each fund as a separate column on the fund financial statements.

Governmental funds are used to account for all or most of a government's general activities. The measurement focus of governmental funds is on the sources uses and balance of current financial resources. The Center has presented the following governmental funds:

**CENTRAL TECHNOLOGY CENTER NO. 3
CREEK COUNTY, OKLAHOMA
NOTES TO THE FINANCIAL STATEMENTS
FOR THE YEAR ENDED JUNE 30, 2016**

Summary of Significant Accounting Policies (continued)

General Fund – The General Fund is used to account for all financial transactions except those required to be accounted for in another fund. Major revenue sources include local property taxes and state funding under the State Career Technology Formula Operations Allocation Program.

Expenditures include all costs associated with the daily operations of the center except for programs funded for building repairs and maintenance, and school construction funded through the Special Revenue Fund.

Special Revenue Fund – The Center's Building Fund is a Special Revenue Fund and consists of monies derived from property taxes levied for the purpose of creating, remodeling or repairing buildings and for purchasing furniture and equipment.

Fiduciary Fund Types

Fiduciary funds are used to account for assets held on behalf of outside parties, including other governments, or on behalf of other funds within the Center. When these assets are held under the terms of a formula trust agreement, either a private purpose trust fund or a permanent fund is used.

The terms "permanent" and "private purpose" refer to whether or not the Center is under an obligation to maintain the trust principal. Agency funds generally are used to account for assets that the Center holds on behalf of vocational student organization accounts as their agent and do not involve measurement of results of operations.

The Center's Fiduciary Funds have been excluded from the government-wide financial statements.

Agency Fund – The Center's Agency Fund consists of the Activity fund. The Center's Activity fund is used to account for monies collected that are held on behalf of vocational student organization accounts as their agent and do not involve the measurement of results of operations.

Account Groups

GASB Statement No. 34 eliminates the presentation of account groups, but provides for these records to be maintained and incorporates the information into the governmental column in the government-wide statement of net position.

C. Basis of Accounting

The government-wide financial statements are reported using the *economic resources measurement focus* and the *accrual basis of accounting*, as are the fiduciary fund financial statements. Revenues are recorded when earned and expenses are recorded when a liability is incurred, regardless of the timing of related cash flows. Property taxes are recognized as revenues in the year for which they are levied. Grants and similar items are recognized as revenue as soon as all eligibility requirements imposed by the provider have been met.

Governmental fund financial statements are reported using the current financial resources measurement focus and the modified accrual basis of accounting. Revenues are recognized as soon as they are both measurable and available. Revenues are considered to be available when they are collectible within the current period or soon enough thereafter to pay liabilities of the current period. For this purpose, the government considers revenues to be available if they are collected within 60 days of the end of the current fiscal period. Expenditures generally are recorded when a liability is incurred, as under accrual accounting.

Property taxes and interest and certain state and federal grants associated with the current fiscal period are all considered to be susceptible to accrual and so have been recognized as revenues of the current fiscal period. All other revenue items are considered to be measurable and available only when cash is received by the government.

**CENTRAL TECHNOLOGY CENTER NO. 3
CREEK COUNTY, OKLAHOMA
NOTES TO THE FINANCIAL STATEMENTS
FOR THE YEAR ENDED JUNE 30, 2016**

Summary of Significant Accounting Policies (continued)

D. Budgets and Budgetary Accounting

A budget is legally adopted by the Board of Education for the General Fund and Special Revenue Fund that includes revenues and expenditures.

These budgets are prepared on a budgetary basis of accounting. Budgetary control is maintained by fund, function, and activity and budgeted expenditures may not exceed appropriations at the fund level. Amendments may be made to the budget without approval by the governing body at the function and activity levels. Fund level budgetary amendments require approval of the governing body.

Encumbrances represent commitments related to unperformed contracts for goods or services. Encumbrance accounting – under which purchase orders, contracts and other commitments for the expenditure of resources are recorded to reserve a portion of the applicable fund balance – is utilized in all governmental funds of the Center. Appropriations which are not spent lapse at the end of the fiscal year and encumbrances are reversed. On the first day of the following fiscal year, the encumbrances are reinstated and the expenditures are applied against that year's budget.

E. Net Position and Fund Balances

The government-wide financial statements utilize a net position presentation. Net position is categories of investment in fixed assets (net of related debt), restricted net position and unrestricted net position.

Investment in Fixed Assets (net of related debt) – is intended to reflect the portion of net position, which is associated with non-liquid capital related debt. The net related debt is debt less the outstanding liquid assets and any associated unamortized cost.

Restricted Net Position – are liquid assets generated from revenues and not bond proceeds, which have third party (statutory bond covenant or granting agency) limitations on their use. The Center would typically use restricted net assets first, as appropriate opportunities arise, but reserve the right to selectively defer the use thereof to a future project or replacement equipment acquisition.

Unrestricted Net Position – represent unrestricted liquid assets.

Governmental Fund Financial Statements – The Center has adopted Governmental Accounting Standards Board Statement No. 54, which redefined how fund balances of the governmental funds are presented in the financial statements. The governmental fund financial statements present fund balances based on classifications that comprise a hierarchy that is based primarily on the extent to which the Center is bound to honor constraints on the specific purposes for which amounts in the respective governmental funds can be spent. The classifications available in the governmental fund financial statements are as follows:

Nonspendable – Amounts that are not in a spendable form such as prepaid expenses, inventory, or required to be maintained intact such as the corpus of permanent fund.

Restricted – Amounts that are designated for specific purposes by their providers such as bondholders, grantors, or imposed by law through constitutional provisions or enabling legislation. The Building Fund is restricted by statute to certain capital related costs.

Committed – Amounts designated for specific purposes by the Center's highest level of decision making authority (Board of Education) and cannot be used for any other purposes unless the same highest level (Board of Education) takes action to remove or change the designation.

The Center commits a portion of the fund balance to honor the commitments made by the Center for encumbrances (purchase orders) for which goods or services have not yet been received. The fund balance committed to encumbrances will be equivalent to the purchase orders rolled forward from one fiscal year to the next fiscal year

**CENTRAL TECHNOLOGY CENTER NO. 3
CREEK COUNTY, OKLAHOMA
NOTES TO THE FINANCIAL STATEMENTS
FOR THE YEAR ENDED JUNE 30, 2016**

Summary of Significant Accounting Policies (continued)

Assigned – Amount the Center intends to use for specific purposes; intent can be expressed by the governing body or by an official to which the governing body delegates the authority.

The Center assigns a portion of the fund balance in both the general fund and building fund for funding the cash flow needs during the first half of each fiscal year. The superintendent and the chief financial officer will determine the amount of assigned fund balance at the end of each fiscal year.

Unassigned – Amounts that are available for any purposes; reported only in the general fund. Fund balance represents the funds not restricted in use by statute nor encumbered by purchase order or legal contract.

F. Assets, Liabilities and Cash Fund Balances

Cash and Investments – The Center considers all cash on hand, demand deposits and investments to be cash and investments. Investments consist of direct obligations of the United States Government and Agencies. All investments are recorded at cost, which approximates market value.

Property Tax Revenue and Receivables – The Center is authorized by state law to levy property taxes which consist of ad valorem taxes on real and personal property within the Center. The County Assessor, upon receipt of the certification of tax levies from the county excise board, extends the tax levies on the tax roll for submission to the county treasurer prior to October 1. The county treasurer must commence tax collection within fifteen days of receipt of the tax rolls. The first half of taxes is due prior to January 1. The second half is due prior to April 1.

If the first payment is not made timely, the entire tax becomes due and payable on January 2. The second half of taxes becomes delinquent on April 1 of the year following the year of assessment. If taxes are delinquent and unpaid for a period of three years or more the real estate may be sold for such taxes.

Uncollected taxes assessed on valuations made each year are recorded in the Center's combined financial statements. Uncollectible personal and real property taxes are deemed to be immaterial because the property can be sold for the amount of taxes due.

Inventories – The cost of consumable materials and supplies on hand are immaterial to the financial statements, and the Technology Center has therefore chosen to report these items as expenditures/expenses at the time of purchase.

Capital Assets – Capital assets, which include property, plant and equipment, are reported in the government-wide financial statements.

All purchased capital assets are valued at cost when historical records exist and at an estimated historical cost where no historical records exist. Donated capital assets are valued at their fair market value on the date donated.

The costs of normal maintenance and repairs that do not add to the value of the assets or materially extend asset lives are not capitalized. Improvements are capitalized and depreciated over the remaining useful lives of the related fixed assets, as applicable.

Assets capitalized have an original cost of \$2,500 or more. Depreciation has been calculated using the straight-line method. Estimated useful lives are as follows:

Buildings and structures	15-40 years
Equipment	5-15 years
Vehicles	5-10 years

**CENTRAL TECHNOLOGY CENTER NO. 3
CREEK COUNTY, OKLAHOMA
NOTES TO THE FINANCIAL STATEMENTS
FOR THE YEAR ENDED JUNE 30, 2016**

Summary of Significant Accounting Policies (continued)

Compensated Absences – The Center's policy regarding vacation time permits employees to accumulate earned, but unused vacation leave. Unused vacation leave may be carried over at the end of a fiscal year, but not to exceed sixty (60) days. Upon separation of employment, an employee can be paid all accumulated vacation days at the employee's current daily rate of pay. The liability for these compensated absences is recorded as noncurrent debt in the government wide financial statements. The current portion of this debt is based on historical trends. In the fund financial statements, governmental funds report only the compensated absence liability payable from expendable available financial resources.

G. Revenue, Expenses and Expenditures

Revenues are classified by source as follows:

Local – Revenue from local sources is revenue produced within the Center, which includes ad valorem taxes. It is available for current educational expenses and for other purposes authorized by the Technology Center.

Intermediate – Revenue from intermediate sources is revenue from funds collected by an intermediate administrative unit or political sub-division, like a county or municipality, and redistributed to the Technology Center.

State – Those revenues received from the State, which are dedicated or are appropriated by the State legislature. Some of this aid is restricted for specific purposes.

The Center receives revenue from the State to administer certain categorical educational programs. State Board of Education rules require that revenue earmarked for these programs be expended only for the program for which the money is provided and require that the money not expended as of the close of the fiscal year be carried forward into the following year to be expended for the same categorical programs. The State Department of Career & Technology Education requires that categorical educational program revenues be accounted for in the general fund.

Federal – Revenue from Federal sources is money originating from the Federal government and made available to the Technology Center either as direct grants or under various programs passed-through the State Department of Career & Technology Education.

Expenditures are classified by function as follows:

Instruction Expenditures – Instruction expenditures include the activities dealing directly with the interaction between teachers and students. Teaching may be provided for students in a school classroom, in another location, such as a home or hospital, and in other learning situations, such as those involving co curricular activities. It may also be provided through some other approved medium, such as television, radio, telephone and correspondence.

Support Services Expenditures – Support services expenditures provide administrative, technical (such as guidance and health) and logistical support to facilitate and enhance instruction. These services exist as adjuncts for fulfilling the objective of instruction, community services and enterprise programs, rather than as entities within them.

Operation of Non-Instructional Services Expenditures – Activities concerned with providing non-instructional services to students, staff, and the community.

**CENTRAL TECHNOLOGY CENTER NO. 3
CREEK COUNTY, OKLAHOMA
NOTES TO THE FINANCIAL STATEMENTS
FOR THE YEAR ENDED JUNE 30, 2016**

Summary of Significant Accounting Policies (continued)

Facilities Acquisition and Construction Services Expenditures – Consist of activities involved with the acquisition of land and buildings; remodeling buildings; the construction of buildings and additions to buildings; initial installation or extension of service systems and other built-in equipment; and improvement to sites.

Other Outlays Expenditures – A number of outlays of governmental funds are not properly classified as expenditures, but still require budgetary or accounting control. These are classified as Other Outlays. These include debt service payments (principal and interest).

Other Uses Expenditures – This includes scholarships provided by private gifts and endowments; student aid and staff awards supported by outside revenue sources (i.e., foundations). Also, expenditures for self-funded employee benefit programs administered either by the Center or a third party administrator.

Repayment Expenditures – Repayment expenditures represent checks/warrants issued to outside agencies for refund or restricted revenue previously received for overpayments, non-qualified expenditures, and other refunds to be repaid from Center funds.

Deferred outflows of resources: Deferred outflows are the consumption of net position by the center that are applicable to a future reporting period. At June 30, 2016, the center's deferred outflows of resources were comprised of deferred outflows related to pensions.

Deferred inflows of resources: Deferred inflows are the acquisition of net position by the center that are applicable to a future reporting period. At June 30, 2016, the center deferred inflows of resources were comprised of deferred inflows to pensions.

New accounting pronouncements adopted in fiscal year 2016: The center adopted the following new accounting pronouncement during the year ended June 30, 2016:

Statement No. 72, Fair value Measurement and Application (GASB No. 72) was issued in February 2015 and requires investments to be measured at fair value. Investments are defined as any security or other asset that (a) the government holds primarily for the purpose of income or profit and (b) has a present service capacity based solely on its ability to generate cash or be sold to generate cash. The statement requires measurement at acquisition value for donated capital assets, donated works of art, historical treasures and similar assets and capital assets received in a service concession arrangement. This statement is effective for financial statements for periods beginning after June 15, 2015.

Statement No. 76 identifies, in the context of the current governmental financial reporting environment, the hierarchy of generally accepted accounting principles (GAAP). The "GAAP hierarchy" consists of the sources of accounting principles used to prepare financial statements of state and local governmental entities in conformity with GAAP hierarchy to two categories of authoritative GAAP and addresses the use of authoritative and non-authoritative literature in the event that the accounting treatment for a transaction or other event is not specified within a source of authoritative GAAP.

**CENTRAL TECHNOLOGY CENTER NO. 3
CREEK COUNTY, OKLAHOMA
NOTES TO THE FINANCIAL STATEMENTS
FOR THE YEAR ENDED JUNE 30, 2016**

Summary of Significant Accounting Policies (continued)

New accounting pronouncements issued not yet adopted: The GASB has also issued several new accounting pronouncements which will be effective for the center in future fiscal years. A description of the new accounting pronouncements and the centers consideration of the impact of these pronouncements are described below:

Statement No. 73, Accounting and Financial Reporting for Pensions and Related Assets That Are Not Within Scope of GASB Statement 68, and Amendments to Certain Provisions of GASB Statements 67 and 68 (GASB No. 73) was issued in June 2015, will be effective for the vocational technical centers beginning with its fiscal year ending June 30, 2016. Those provisions of the statement that address employers and governmental nonemployer contributing entities for pensions that are not within the scope of Statement No. 68 are effective beginning with fiscal year ending June 30, 2017. The Statement establishes requirements for pensions not covered by Statement Nos. 67 and 68 which are essentially the same requirements as Statement No. 68. However, the lack of a pension plan that is administered through a trust that meets specified criteria is reflected in the measurements.

Statement No. 74, Financial Reporting for Postemployment Benefits Plans Other Than Pension Plans (GASB No. 74) was issued in June 2015 and replaces Statements No. 43 Financial Reporting for Postemployment Benefits Plans Other than Pension Plans, and No. 57, OPEB Measurements by Agent Employers and Agent Multiple-Employer Plans. The provisions of Statement 74 are effective for fiscal years beginning after June 15, 2016. Earlier application is encouraged.

Statement No. 75, Accounting and Financial Reporting for Postemployment Benefits Other Than Pensions (GASB No. 75) was issued in June 2015, will be effective for the center beginning with its fiscal year ending June 30, 2018. The Statement replaces the requirements of GASB Statement No 45, Accounting and Financial Reporting by Employers for Postemployment Benefits Other Than Pensions and requires governments to report a liability on the face of the financial statements for the OPEB they provide and outlines the reporting requirements by governments for defined benefit OPEB plans administered through a trust, cost-sharing OPEB plans administered through a trust and OPEB not provided through a trust. The Statement also requires governments to present more extensive note disclosures and required supplementary information about their OPEB liabilities. Some governments are legally responsible to make contributions directly to an OPEB plan or make benefit payments directly as OPEB comes due for employees of other governments. In certain circumstances, called special funding situations, the Statement requires these governments to recognize in their financial statements a share of the other government's net OPEB liability.

Statement No. 77, Tax Abatement Disclosures, issued August 2015, will be effective for the District beginning with its fiscal year ending June 30, 2017. This statement requires governments to disclose information about their own tax abatements separately from information about tax abatements that are entered into by other governments and reduce the reporting government's tax revenues. The disclosure about the government's own tax abatement agreements includes the purpose of the tax abatement program, the tax being abated, the amount of tax being abated, the provisions of recapturing abated taxes, the types of commitments made by tax abatement recipients, and other commitments made by government in tax abatement agreements. The disclosures about tax abatements that are entered into by other governments and reduce the reporting government's tax revenues includes the name of the government entering into the abatement agreement, the tax being abated, and the amount of the reporting government's tax being abated.

**CENTRAL TECHNOLOGY CENTER NO. 3
CREEK COUNTY, OKLAHOMA
NOTES TO THE FINANCIAL STATEMENTS
FOR THE YEAR ENDED JUNE 30, 2016**

Summary of Significant Accounting Policies (continued)

Statement No. 82, Pension Issues, issued April 2016, is designed to improve consistency in the application of the pension standards by clarifying or amending related areas of existing guidance with respect to Statement No.67, Financial Reporting for Pension Plans, No. 68, Accounting and Financial Reporting for Pensions, and No. 73, Accounting and Financial Reporting for Pensions and Related Assets That Are Not within the Scope of GASB Statement 68, and Amendments to Certain Provisions of GASB Statements 67 and 68. Specifically, this Statement addresses issues regarding (1) the presentation of payroll-related measures in required supplementary information, (2) the selection of assumptions and the treatment of deviations from the guidance in an Actuarial Standard of Practice for financial reporting purposes, and (3) the classification of payments made by employers to satisfy employee (plan member) contribution requirements.

The vocational technical center is currently evaluating the impact that these new standards will have on its financial statements.

2. Use of Estimates

The preparation of financial statements requires management to make estimates and assumptions that affect the reported amount of assets and liabilities and disclosure of contingent assets and liabilities at the date of the financial statements and the reported amounts of revenues and expenses during the reporting period. Actual results could differ from those estimates.

3. Deposit Categories of Credit Risk

Collateral is required for demand deposits and certificates of deposit for all amounts not covered by federal deposit insurance. The Center's investment policies are governed by state statute. Permissible investments include:

1. Direct obligations of the United States Government to the payment of which the full faith and credit of the government is pledged.
2. Obligations to the payment of which the full faith and credit of the state is pledged.
3. Certificates of deposits of banks when such certificates of deposits are secured by acceptable collateral as in the deposit of other public monies.
4. Savings accounts or savings certificates of savings and loan associations to the extent that such accounts or certificates are fully insured by the Federal Savings and Loan Insurance Corporation.
5. Repurchase agreements that have underlying collateral consisting of those items specified in paragraphs 1 and 2 of this section including obligations of the United States, its agencies and instrumentalities, and where collateral has been deposited with a trustee of custodian bank in an irrevocable trust or escrow account established for such purposes.
6. County, municipal or technology center direct debt obligations for which an ad valorem tax may be levied or bond and revenue anticipation notes, money judgments against such county, municipality or school district ordered by a court of record or bonds or bond and revenue anticipation notes issued by a public trust for which such county, municipality or school district is a beneficiary thereof. All collateral pledged to secure public funds shall be valued at no more than market value.
7. Money market mutual funds regulated by the Securities and Exchange Commission and which investments consist of obligations of the United States, its agencies and instrumentalities, and investments in those items listed above.

**CENTRAL TECHNOLOGY CENTER NO. 3
CREEK COUNTY, OKLAHOMA
NOTES TO THE FINANCIAL STATEMENTS
FOR THE YEAR ENDED JUNE 30, 2016**

Deposit Categories of Credit Risk (continued)

8. Warrants, bonds or judgments of the school district.
9. Qualified pooled investment programs, the investments of which consist of those items specified above, as well as obligations of the United States agencies and instrumentalities, regardless of the size of the district's budget. To be qualified, a pooled investment program for school funds must be governed through an Interlocal cooperative agreement formed pursuant to Title 70 Section 5-117b, and the program must competitively select its investment advisors and other professionals. Any pooled investment program must be approved by the Board of Education.

Custodial Credit Risk:

Deposits and Investments - The Center's demand deposits are required by law to be collateralized by the amount that is not federally insured. The District has a written investment policy, which permits investments as authorized by State Statute.

Certificates of deposit are collateralized at least by the amount not federally insured. As of June 30, 2016, the District had no deposits exposed to custodial credit risk.

Interest Rate Risk:

Investments are made based upon prevailing market conditions at the time of the transaction with the intent to hold the instrument until maturity. However, the Center has no formal written policy addressing interest rate risk.

Credit Risk:

The Center has no formal written policy addressing credit risk.

4. Accounts Receivable

Receivables consist of all revenues earned at year end and not yet received. Ad valorem tax collectable, but not available are deferred in the fund financial statements in accordance with the modified accrual basis of accounting, but included in the government-wide financial statements in accordance with the accrual basis of accounting. The technology center had the following receivables at June 30, 2016:

	General Fund	Building Fund	Total
Ad Valorem Tax	\$ 916,495	\$ 235,193	\$ 1,151,688
Federal Grants	216,788	-	216,788
Due from Activity Fund	266,140	-	266,140
Total – Accrual Basis	1,399,423	235,193	1,634,616
Less: Deferred Revenue	(830,403)	(206,884)	(1,037,287)
Total Receivables - net	\$ 569,020	\$ 28,309	\$ 597,329

**CENTRAL TECHNOLOGY CENTER NO. 3
CREEK COUNTY, OKLAHOMA
NOTES TO THE FINANCIAL STATEMENTS
FOR THE YEAR ENDED JUNE 30, 2016**

5. Capital Assets

A summary of changes in general fixed assets for the year ended June 30, 2016, follows:

	Balance July 1, 2015	Additions	Retirements	Balance June 30, 2016
Land	\$ 964,501	\$ -	\$ -	\$ 964,501
Construction in progress	356,257	1,851,987	-	2,208,244
Total Assets Not Being Depreciated	\$ 1,320,758	\$ 1,851,987	\$ -	\$ 3,172,745
Building & Improvements	17,016,720	-	-	17,016,720
Machinery & Equipment	3,487,774	502,070	105,468	3,884,376
Vehicles	4,446,962	724,094	127,196	5,043,860
Total Capital Assets Being Depreciated	24,951,456	1,226,164	232,664	25,944,956
Less: Accumulated Depreciation	12,980,574	1,170,783	169,974	13,981,383
Total Capital Assets Being Depreciated - Net	\$ 11,970,882	\$ 55,381	\$ 62,690	\$ 11,963,573
Total Capital Assets - Net	\$ 13,291,640	\$ 1,907,368	\$ 62,690	\$ 15,136,318

6. Interfund Transactions

Interfund transactions are accounted for as revenues, expenditures or expenses. Transactions that constitute reimbursements to a fund, or expenditures/expenses initially made from it that are properly applicable to another fund, are recorded as expenditures/expenses in the fund that is reimbursed. Nonrecurring or nonroutine permanent transfers of equity are reported as residual equity transfers. All other interfund transfers are reported as operating transfers.

7. Employee Retirement System

Description of Plan

The District participates in the state-administrated Teacher's Retirement System of Oklahoma (the "system"), which is a cost-sharing multiple-employer public employee retirement system. The supervising authority for the management and operation of the System is a 13-member Board of Trustees, which acts as a fiduciary for investment of the funds and the application of plan interpretations. The System provides retirement and disability benefits, annual cost of living adjustments, death benefits and other benefits to plan members and beneficiaries. Oklahoma State Statutes establish benefit provisions and may be amended only through legislative action. The District has no responsibility or authority for the operation and administration of the system nor has it any liability, except for contribution requirements. The Oklahoma Teachers' Retirement System issues a publicly available financial report that includes financial statements and required supplementary information for the System. The report may be obtained by writing to the Oklahoma Teachers' Retirement System, P.O. Box 53624, Oklahoma City, Oklahoma 73152.

**CENTRAL TECHNOLOGY CENTER NO. 3
CREEK COUNTY, OKLAHOMA
NOTES TO THE FINANCIAL STATEMENTS
FOR THE YEAR ENDED JUNE 30, 2016**

Employee Retirement System (continued)

Basis of Accounting

The System's financial statements are prepared in conformity with accounting principles generally accepted in the United States of America. The financial statements have also been prepared in compliance with the requirements of the Government Accounting Standards Board Statement No. 34.

The financial statements are prepared on the accrual basis of accounting, under which expenses are recorded when the liability is incurred, revenues are recorded in the accounting period they are earned and become measurable, and investment purchases and sales are recorded as of their trade dates. Member and employer contributions are recognized when due, pursuant to formal commitments. Benefits and refunds are recognized when due and payable. Administrative expenses are funded through investment earnings.

The pension benefit obligation is a standardized disclosure measure of the present value of pension benefits. This pension valuation method reflects the present value of estimated pension benefits that will be paid in future years as a result of employee services performed to date and is adjusted for the effect of projected salary increases. The nonfunded pension benefit obligation of the System, as determined as part of the latest actuarial valuation dated June 30, 2016, is as follows:

		<u>Dollars in Millions</u>
Actuarial Accrued Liability	\$	22,193
Actuarial Value of Assets		<u>14,578</u>
 Unfunded Actuarial Accrued Liability	 \$	 <u>7,615</u>

Contributions

The contribution rates for the vocational technical center and its employees, which are prescribed by Oklahoma State statutes, are based on employee's earnings, plus employer-paid fringe benefits. The vocational center is required to contribute 9.5% of applicable employee compensation. The vocational technical center is allowed by the Oklahoma Teacher's Retirement System to make the required contributions on behalf of the participating members. The required contributions for participating members is 7%. The State of Oklahoma, a non-employee contributing entity, provides funds through 5% of the state's sales, use, corporate, and individual income tax collected. The system also receives 1% of the cigarette tax collected by the state and 5% of the net lottery proceeds collected by the state. Employers of OTRS members whose compensation is paid from federal funds are required to match the contributions of these members on that portion of compensation paid from federal funds. The federal match rate is set by the OTRS Board of Trustees and as of April 1, 2015 is 8.25%.

Annual Pension Cost

The District's total contribution for 2016, 2015, and 2014 were \$1,482,444, \$1,452,751 and \$1,379,813 respectively, total payroll for fiscal year 2016 was \$9,316,051.

On Behalf Contributions

The State of Oklahoma makes retirement contributions each year for teachers employed by Oklahoma School Districts. The contribution amounts are based on the teacher's years of service and amounts paid are prescribed by O.S. 70 Section 17-108.2 subsection A. During fiscal year 2014-15, the State of Oklahoma's contribution was \$50,683. The District recognized revenue and expenditures of this amount during the year.

**CENTRAL TECHNOLOGY CENTER NO. 3
CREEK COUNTY, OKLAHOMA
NOTES TO THE FINANCIAL STATEMENTS
FOR THE YEAR ENDED JUNE 30, 2016**

Employee Retirement System (continued)

Pension Liabilities, Pension Expense, and Deferred Outflows of Resources and Deferred Inflows of Resources Related to Pensions

At June 30, 2016, the center reported a liability of \$12,501,630 for its proportionate share of the net pension liability. The net pension liability was measured as of June 30, 2015, and the total pension liability used to calculate the net pension liability was determined by an actuarial valuation as of July 1, 2015. The center's proportion of the net pension liability was based on the center's contributions received by the pension plan relative to the total contributions received by pension plan for all participating employers as of June 30, 2015. Based upon this information, the center's proportion was .20586411 percent. For the year ended June 30, 2016, the center recognized pension expense of \$887,463. At June 30, 2016, the school district reported deferred outflows of resources and deferred inflows of resources related to pensions from the following sources:

	Deferred Outflows of Resources	Deferred Inflows of Resources
Differences between expected and actual experience	\$	\$ 424,631
Changes of assumptions	598,618	
Net difference between projected and actual earnings on pension plan investments		848,095
Differences in center's proportionate share of contributions and changes in proportion		
Center contributions subsequent to the measurement date	890,689	
Total	\$ 1,489,307	\$ 1,272,726

Deferred pension outflows totaling \$1,489,307 resulting from the Center's contributions subsequent to the measurement date, will be recognized as a reduction of the net pension liability in the year ended June 30, 2017. The deferred inflows totaling \$848,095 resulting from the difference between projected and actual earnings on pension plan investments will be recognized in pension expense over five years. The deferred inflows totaling \$424,631 resulting from differences between expected and actual experience will be recognized in pension expense using the average expected remaining service life of the plan participants. The average expected remaining life of the plan participants is determined by taking the calculated total future service years of the plan participants divided by the number of people in the Plan including retirees. The total future service years of the plan participants are estimated at 6.22 years at June 30, 2015 and are determined using the mortality, termination, retirement and disability assumptions associated with the Plan.

**CENTRAL TECHNOLOGY CENTER NO. 3
CREEK COUNTY, OKLAHOMA
NOTES TO THE FINANCIAL STATEMENTS
FOR THE YEAR ENDED JUNE 30, 2016**

Employee Retirement System (continued)

Deferred outflows of resources and deferred inflows of resources will be recognized in pension expense as follows:

Year ended,	
2017	\$ 237,888
2018	237,888
2019	237,888
2020	237,888
2021	237,888
Thereafter	<u>83,286</u>
	<u>\$ 1,272,726</u>

Actuarial assumptions: The total pension liability was determined based on an actuarial valuation prepared as of July 1, 2015 using the following actual assumptions:

- Actuarial Cost method-Entry Age Normal
- Amortization Method-Level Percentage of Payroll
- Amortization Period-Amortization over an open 30-year period
- Asset Valuation Method-5 year smooth market
- Inflation-3.0 percent
- Salary Increases-Composed of 3.75 percent wage inflation, including 3.0 percent price inflation, plus a service related component up to 8 percent based on years of service.
- Investment Rate of Return-8.0 percent
- Retirement Age-Experience-based table of rates based on age, service, and gender. Adopted by the Board in May 2015 in conjunction with the five year experience study for the period ending June 30, 2014
- Mortality-RP-2000 Combined Mortality Table, projected to 2016 using Scale AA, multiplied by 90.0 percent for males and 80.0 percent for females.

The long-term expected rate of return on pension plan investments was determined using a building block method in which best estimate ranges of expected future real rates of return (expected returns, net of pension plan investment expense and inflation) are developed for each major asset class. These ranges are combined to produce the long-term expected rate of return by weighting the expected future real rates of return by the target asset allocation percentage and by adding expected inflation. The target asset allocation and best estimates of arithmetic expected real rates of return for each major asset class as of June 30, 2015, are summarized in the following table:

**CENTRAL TECHNOLOGY CENTER NO. 3
CREEK COUNTY, OKLAHOMA
NOTES TO THE FINANCIAL STATEMENTS
FOR THE YEAR ENDED JUNE 30, 2016**

Employee Retirement System (continued)

Asset Class	Target Allocation	Long-Term Expected Real Rate of Return
Domestic All Cap Equity*	7.0%	6.0%
Domestic Large Cap Equity	10.0%	5.3%
Domestic Mid Cap Equity	13.00%	6.1%
Domestic Small Cap Equity	10.00%	6.6%
International Large Cap Equity	11.50%	5.8%
International Small Cap Equity	17.5%	5.8%
Core Plus Fixed Income	6.0%	1.8%
High-yield Fixed Income	6.0%	4.1%
Private Equity	5.0%	7.6%
Real Estate**	7.0%	5.5%
Master Limited Partnerships	7.0%	7.6%
	100.00%	

*The Domestic All Cap Equity total expected return is a combination of 3 rates – US Large cap, US Mid Cap and US Small Cap.

**The Real Estate total expected return is a combination of US Direct Real Estate (unlevered) and US Value added Real Estate (unlevered).

Discount Rate

A single discount rate of 8.00% was used to measure the total pension liability as of June 30, 2015. This single discount rate was based solely on the expected rate of return on pension plan investments of 8.00%. Based on the stated assumptions and the projection of cash flows, the pension plan's fiduciary net position and future contributions were projected to be available to finance all projected future benefit payments of current plan members. Therefore, the long-term expected rate of return on pension plan investments was applied to all periods of projected benefit payments to determine total pension liability.

Sensitivity of the Center's Proportionate Share of the Net Pension Liability to Changes in the Discount Rate

The following presents the Center's proportionate share of the net pension liability calculated using the discount rate of 8.00%, as well as what the Center's proportionate share of the net pension liability would be if it were calculated using a discount rate that is 1-percentage point lower (7.00%) or 1-percentage point higher (9.00%) than the current rate:

	1% Decrease (7.00%)	Current Discount Rate (8.00%)	1% Increase (9.00%)
Center's proportionate share of the net pension liability	\$ 17,364,352	\$ 12,501,630	\$ 8,523,674

**CENTRAL TECHNOLOGY CENTER NO. 3
CREEK COUNTY, OKLAHOMA
NOTES TO THE FINANCIAL STATEMENTS
FOR THE YEAR ENDED JUNE 30, 2016**

Employee Retirement System (continued)

Pension plan fiduciary net position – Detailed information about the pension plan's fiduciary net position is available in the separately issued TRS financial report that can be obtained at <http://www.ok.gov/trs/> or by writing to the Oklahoma Teachers Retirement System, P.O. Box 53624, Oklahoma City, Oklahoma 73152 or by calling 405-521-2387.

8. Non-Current Debt

The Center's noncurrent debt consisted of compensated absences and net pension liability. Compensated absences represent the estimated liability for employees' accrued vacation for which employees are entitled to be paid upon termination. The retirement of this liability is paid from the General Fund or Building Fund based upon the assignment of the employee at termination. The government wide statements reflect the total estimated liability of the compensated absences in the Statement of Net Position. In the Statement of Activities, the compensated absences are recognized as expenses when earned.

Noncurrent liabilities consist of compensated absences that are due in more than a year. A summary of changes in noncurrent liabilities follows:

	Balance July 1, 2015		Additions		Retirements		Balance June 30, 2016
Compensated Absences	\$ 281,063	\$	-	\$	3,990	\$	277,073
Net Pension Liability	11,134,579		1,367,051		-		12,501,630
Total	<u>\$ 11,415,642</u>	\$	<u>1,367,051</u>	\$	<u>3,990</u>	\$	12,778,703
Less: Amounts Due Within One Year							<u>173,690</u>
Total liabilities due in more than one year						\$	<u>12,605,013</u>

9. Capital Lease Commitments

The Center had no capital lease commitments at June 30, 2016.

10. Litigation

The Center is contingently liable for lawsuits and other claims in the ordinary course of its operations. The settlement of such contingencies under the budgetary process would require appropriation of revenues yet to be realized and would not materially affect the financial position of the Center at June 30, 2016.

11. Contingent Liabilities

The Center receives significant financial assistance from the United States government in the form of grants and other federal assistance. Entitlement to the resources is generally conditioned upon compliance with terms and conditions of the grant agreements and applicable federal regulations, including the expenditure of the resources for eligible purposes. Substantially all grants are subject to financial and compliance audits by the grantors. Any disallowances as a result of these audits become a liability of the Center. The Center estimates that no material liabilities will result from such audits.

**CENTRAL TECHNOLOGY CENTER NO. 3
CREEK COUNTY, OKLAHOMA
NOTES TO THE FINANCIAL STATEMENTS
FOR THE YEAR ENDED JUNE 30, 2016**

12. Risk Management

Insurance Coverage

The Center purchases commercial insurance policies covering property casualty loss, public liability, school board member, and administrator liability.

The Center participates in the Oklahoma Public Schools Unemployment Compensation Account under the sponsorship of the Oklahoma State School Boards Association and the cooperative council for Oklahoma School Administration. The account was established to let school districts self-insure unemployment benefits for school employees. The funds are held in the name of each school district as reserves to pay unemployment claims. Each school district is individually liable for that portion of the benefits paid from the fund attributable to wages paid by the school district in the same manner as if no group account had been established. The reserve funds may be withdrawn from the account upon request of the school district. At June 30, 2016, the Central Technology Center had reserves on deposit with the Oklahoma Public Schools Unemployment Compensation Accounting totaling \$14,702. This amount has been shown as prepaid insurance on the financial statements.

13. Surety Bonds

The superintendent is bonded by Old Republic, bond number W150158404 for the penal sum of \$100,000 for the term of May 2, 2015, to May 2, 2016.

The chief financial officer, treasurer, encumbrance clerk, minutes clerk, and bursar are covered by policy CL 11111020242 with Travelers. The coverage is for \$500,000 with a \$5,000 deductible. The policy runs for the term of July 1, 2015, to July 1, 2016.

14. Related Parties

The Center annually agrees with the Central Tech Foundation, Inc. (Foundation) to allow operation of the Foundation's principal office within the Center's administrative offices and allows selected Center employees to perform the duties required of the Foundation, such as clerical and administrative services. The Center also allows the Foundation to utilize Center equipment and space as needed. In exchange the Foundation agrees to present to the Center an annual report including information about available grants and fundraising. No public funds of the Center are allowed to be deposited in any account owned or controlled by the Foundation. The Foundation is separately constituted and accordingly, their financial position and results of operations have not been presented in the accompanying financial statements.

15. Operating Lease Agreements

The Center leases office space to the Creek County Industrial Authority for purposes of enhancing economic development throughout Creek County. The lease is renewable on a fiscal year basis and the established lease rate is \$1.

The Center leases office and classroom space from Central Oklahoma Business and Job Development Corporation within a facility called the Center for Business Technology Research & Development located in Drumright, Oklahoma. The Center pays \$1 per year for use of the premises.

The Center also leases property in Sapulpa, Oklahoma to the Oklahoma Employment Security Commission. The multi-year agreement is renewable through June 30, 2016 for an annual amount of \$16,000.

16. Cooperative Agreement

The Center entered into an agreement with other Technology Centers in the state of Oklahoma to form a cooperative to jointly pursue a marketing and informational design to utilize a broad range of media services to deliver information to the public regarding programs and training opportunities available through the Technology Centers. Financial arrangements of the cooperative districts include allocating the fees and associated expenses among themselves bases on assessed valuations in each district. The total amount of fees and related expenses paid from the joint contributions of the cooperative districts cannot exceed \$518,000. The term of the agreement runs for one year and may be renewed for successive one year terms.

COMBINING FINANCIAL STATEMENTS

**CENTRAL TECHNOLOGY CENTER NO. 3
BALANCE SHEET - FIDUCIARY FUND
JUNE 30, 2016**

	<u>Agency Fund</u>
	<u>Activity Fund</u>
ASSETS	
Cash	\$ 46,794
Miscellaneous receivables	<u>266,140</u>
Total assets	\$ <u><u>312,934</u></u>
LIABILITIES AND FUND EQUITY	
Liabilities:	
Due to student organizations	\$ 46,794
Due to other funds	<u>266,140</u>
Total liabilities	\$ <u>312,934</u>
Fund equity:	\$ <u>-</u>
Total liabilities and fund equity	\$ <u><u>312,934</u></u>

REQUIRED SUPPLEMENTARY INFORMATION

CENTRAL TECHNOLOGY CENTER NO. 3
BUDGETARY COMPARISON SCHEDULE (BUDGETARY BASIS)
GENERAL FUND
FOR THE YEAR ENDED JUNE 30, 2016

	<u>Original Budget</u>	<u>Final Budget</u>	<u>Actual</u>	<u>Variance with Final Budget Favorable (Unfavorable)</u>
Fund balances, beginning of year	\$ 3,927,876	\$ 3,927,876	\$ 3,927,876	\$ -
Revenues collected:				
Local sources	\$ 12,149,656	\$ 12,149,656	\$ 13,094,091	\$ 944,435
Intermediate sources	-	-	-	-
State sources	5,973,960	5,973,960	5,054,145	(919,815)
Federal sources	<u>568,712</u>	<u>568,712</u>	<u>1,061,106</u>	<u>492,394</u>
Total revenues collected	\$ <u>18,692,328</u>	\$ <u>18,692,328</u>	\$ <u>19,209,342</u>	\$ <u>517,014</u>
Expenditures paid:				
Instruction	\$ 8,320,228	\$ 8,320,228	\$ 8,408,578	\$ (88,350)
Support services	8,282,713	8,282,713	8,677,477	(394,764)
Non-instructional services	990,750	990,750	628,044	362,706
Other outlays	600	600	672	(72)
Other uses	<u>5,025,913</u>	<u>5,025,913</u>	<u>461,001</u>	<u>4,564,912</u>
Total expenditures paid	\$ <u>22,620,204</u>	\$ <u>22,620,204</u>	\$ <u>18,175,772</u>	\$ <u>4,444,432</u>
Excess of revenues collected over (under) expenses paid before adjustments to prior year encumbrances	\$ <u>-</u>	\$ <u>-</u>	\$ 4,961,446	\$ <u>4,961,446</u>
Adjustments to prior year encumbrances			<u>1,178,184</u>	
Other financing sources (uses):				
Operating transfers in/out			-	
Bank charges			<u>(127)</u>	
Total other financing sources (uses)			<u>(127)</u>	
Cash fund balance, end of year			\$ <u><u>6,139,503</u></u>	
Reconciliation of budgetary fund basis fund balance with GAAP fund balance:				
Cash Fund Balance, end of year			\$ 6,139,503	
Accounts receivable not recognized as revenue			569,020	
Prepaid insurance			14,702	
Expenses not recognized in budgetary basis			(67,640)	
Expenses not recognized in GAAP basis			<u>1,315,181</u>	
GAAP fund balance, end of year			\$ <u><u>7,970,766</u></u>	

CENTRAL TECHNOLOGY CENTER NO. 3
BUDGETARY COMPARISON SCHEDULE (BUDGETARY BASIS)
BUILDING FUND
FOR THE YEAR ENDED JUNE 30, 2016

	<u>Original Budget</u>	<u>Final Budget</u>	<u>Actual</u>	<u>Variance with Final Budget Favorable (Unfavorable)</u>
Fund balances, beginning of year	\$ 3,781,237	\$ 3,781,237	\$ 3,781,237	\$ -
Revenues collected:				
Local sources	\$ 2,893,831	\$ 2,893,831	\$ 3,086,738	\$ 192,907
Intermediate sources	-	-	-	-
State sources	-	-	-	-
Federal sources	-	-	-	-
Total revenues collected	<u>\$ 2,893,831</u>	<u>\$ 2,893,831</u>	<u>\$ 3,086,738</u>	<u>\$ 192,907</u>
Expenditures paid:				
Instruction	\$ 457,279	\$ 457,279	\$ 16,473	\$ 440,806
Support services	479,037	479,037	245,648	233,389
Non-instructional services	-	-	-	-
Capital outlay	5,738,752	5,738,752	1,238,880	4,499,872
Other outlays	-	-	-	-
Other uses	-	-	-	-
Total expenditures paid	<u>\$ 6,675,068</u>	<u>\$ 6,675,068</u>	<u>\$ 1,501,001</u>	<u>\$ 5,174,067</u>
Excess of revenues collected over (under) expenses paid before adjustments to prior year encumbrances	<u>\$ -</u>	<u>\$ -</u>	<u>\$ 5,366,974</u>	<u>\$ 5,366,974</u>
Adjustments to prior year encumbrances			<u>602,987</u>	
Cash fund balance, end of year			<u><u>\$ 5,969,961</u></u>	
Reconciliation of budgetary basis fund balance with GAAP fund balance:				
Cash fund balance, end of year			\$ 5,969,961	
Accounts receivable not recognized as revenue			28,309	
Expenses not recognized in budgetary basis			(11,281)	
Expenses not recognized in GAAP basis (reserves)			719,986	
GAAP fund balance, end of year			<u><u>\$ 6,706,975</u></u>	

SUPPORTING SCHEDULES

CENTRAL TECHNOLOGY CENTER NO. 3
SCHEDULE OF FEDERAL AWARDS EXPENDED
FOR THE YEAR ENDED JUNE 30, 2016

Federal Grantor/Pass-Through Grantor/Program Title	Federal CFDA #	Grantor's Number
<u>U.S. Department of Education</u>		
Direct Programs:		
<u>2015-2016 Programs</u>		
Pell Grant	84.063	P063P155405
College Work Study	84.033	P033A153407
S.E.O.G.	84.007	P007A153407
Pell Grant Administration	84.063	P063Q155405
Sub-Total		
Passed-Through State Department of Career and Technology Education		
<u>2015-2016 Programs</u>		
Tech Centers That Work	84.243	N/A
Carl Perkins	84.048	N/A
Sub-Total		
<u>US Department of Transportation</u>		
Passed-Through Federal Motor Carrier Safety Admin.		
<u>2015-2016 Programs</u>		
Project LEAD	20.235	N/A
Sub-Total		
<u>National Science Foundation</u>		
Passed-Through State Department of Career and Technology Education		
<u>2015-2016 Programs</u>		
Computer Security Grant	47.076	N/A
Sub-Total		
TOTAL FEDERAL ASSISTANCE		

The accompanying notes are an integral part of this schedule.

<u>Balance at July 1, 2015</u>	<u>Revenue</u>	<u>Expenditures</u>	<u>Balance at June 30, 2016</u>
\$ -	\$ 323,075	\$ 323,075	\$ -
-	2,959	2,959	-
-	4,811	4,811	-
-	545	545	-
\$ -	\$ 331,390	\$ 331,390	\$ -
\$ -	\$ 10,440	\$ 10,440	\$ -
-	133,109	133,109	-
\$ -	\$ 143,549	\$ 143,549	\$ -
\$ -	\$ 93,068	\$ 93,068	\$ -
\$ -	\$ 93,068	\$ 93,068	\$ -
\$ -	\$ 3,343	\$ 3,343	\$ -
\$ -	\$ 3,343	\$ 3,343	\$ -
\$ -	\$ 571,350	\$ 571,350	\$ -

**CENTRAL TECHNOLOGY CENTER NO. 3
CREEK COUNTY, OKLAHOMA
NOTES TO THE SCHEDULE OF EXPENDITURES OF FEDERAL AWARDS
FOR THE YEAR ENDED JUNE 30, 2016**

1. For all federal programs, the Center uses the fund types prescribed by the Oklahoma State Department of Career and Technology Education and conforms to the system of accounting authorized by the State of Oklahoma. General and Building Funds are used to account for resources restricted, or designated for, specific purposes by a grantor. Federal and state financial assistance generally is accounted for in the General Fund and Building Fund.
2. The accounting and financial reporting treatment applied to a fund is determined by its' measurement focus. The Governmental Fund types are accounted for using a current financial measurement focus. All Federal grant funds were accounted for in the General and Agency Funds. With this measurement focus, only current assets and current liabilities and the fund balance are included on the balance sheet. Operating statements of these funds present increases and decreases in net current assets.

The modified accrual basis of accounting is used for the Governmental Fund types and accrual basis for Agency Funds. This basis of accounting recognizes revenue in the accounting period in which they become susceptible to accrual, i.e., both measurable and available, and expenditures in the accounting period in which the fund liability is incurred, and certain compensated absences and claims and judgments, which are recognized when the obligations are expected to be liquidated with expendable available financial resources.

Federal grant funds are considered to be earned to the extent of expenditures made under the provisions of the grant, and accordingly, when such funds are received, they are recorded as deferred revenue until earned.

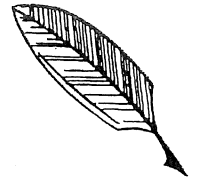
**CENTRAL TECHNOLOGY CENTER NO. 3
SCHOOL ACTIVITY FUND
STATEMENT OF REVENUE, EXPENDITURES, AND FUND BALANCE
FOR THE YEAR ENDED JUNE 30, 2016**

Activities	Balance 7-1-15	Revenue	Net Transfers/ Adjustments	Expenditures	Balance 6-30-16
Clearing	\$ -	\$ 1,663,987	\$ (172,063)	\$ 1,491,924	\$ -
Drumright Club	13,439	57,780	(674)	57,158	13,387
Vending	16,793	29,911	60	28,419	18,345
OSSM	9	1,222	132	1,313	50
TDT	-	1,500,809	(129,058)	1,371,751	-
Sapulpa Club	12,067	16,065	289	15,522	12,899
School to Work	2,112	4,200	-	4,200	2,112
Total Activities	<u>\$ 44,421</u>	<u>\$ 3,273,973</u>	<u>\$ (301,314)</u>	<u>\$ 2,970,286</u>	<u>\$ 46,794</u>

REPORTS REQUIRED BY *GOVERNMENT AUDITING STANDARDS*

KERRY JOHN PATTEN, C.P.A.

2101 N. Willow Ave.
Broken Arrow, OK 74012
Phone Number (918) 250-8838
FAX Number (918) 250-9853



REPORT ON INTERNAL CONTROL OVER FINANCIAL REPORTING AND ON COMPLIANCE AND OTHER MATTERS BASED ON AN AUDIT OF FINANCIAL STATEMENTS PERFORMED IN ACCORDANCE WITH GOVERNMENT AUDITING STANDARDS

The Honorable Board of Education
Central Technology Center No. 3
Creek County, Oklahoma

I have audited, in accordance with auditing standards generally accepted in the United States of America and the standards applicable to financial audits contained in *Government Auditing Standards*, issued by the Comptroller General of the United States, the financial statements of the governmental activities, each major fund, and the aggregate remaining fund information of Central Technology Center No. 3, Creek County, Oklahoma (Center), as of and for the year ended June 30, 2016, and the related notes to the financial statements, which collectively comprise the Center's financial statements, and have issued my report thereon dated February 21, 2017.

Internal Control over Financial Reporting

In planning and performing my audit of the financial statements, I considered the Center's internal control over financial reporting (internal control) to determine the audit procedures that are appropriate in the circumstances for the purpose of expressing my opinions on the financial statements, but not for the purpose of expressing an opinion on the effectiveness of the Center's internal control. Accordingly, I do not express an opinion on the effectiveness of the District's internal control.

A *deficiency in internal control* exists when the design or operation of a control does not allow management or employees, in the normal course of performing their assigned functions, to prevent, or detect and correct misstatements on a timely basis. A *material weakness* is a deficiency, or combination of deficiencies, in internal control, such that there is a reasonable possibility that a material misstatement of the entity's financial statements will not be prevented, or detected and corrected on a timely basis. A *significant deficiency* is a deficiency, or a combination of deficiencies, in internal control that is less severe than a material weakness, yet important enough to merit attention by those charged with governance.

My consideration of internal control was for the limited purpose described in the first paragraph of this section and was not designed to identify all deficiencies in internal control that might be material weaknesses or significant deficiencies. Given these limitations, during my audit I did not identify any deficiencies in internal control that I consider to be material weaknesses. However, material weaknesses may exist that have not been identified.

Compliance and Other Matters

As part of obtaining reasonable assurance about whether the Center's financial statements are free of material misstatement, I performed tests of its compliance with certain provisions of laws, regulations, contracts and grant agreements, noncompliance with which could have a direct and material effect on the determination of financial statement amounts. However, providing an opinion on compliance with those provisions was not an objective of my audit, and accordingly, I do not express such an opinion. The results of my tests disclosed no instances of noncompliance or other matters that are required to be reported under *Government Auditing Standards*. I noted certain immaterial instances of noncompliance that I have reported to management of Central Technology Center in a separate letter dated February 20, 2017.

Purpose of this Report

This report is solely to describe the scope of my testing of internal control and compliance and the results of that testing, and not to provide an opinion on the effectiveness of the entity's internal control or on compliance. This report is an integral part of an audit performed in accordance with *Government Auditing Standards* in considering the entity's internal control and compliance. Accordingly, this communication is not suitable for any other purpose.

A handwritten signature in black ink, appearing to read "Kerry John Patten", with a stylized flourish at the end.

Kerry John Patten, C.P.A.
Broken Arrow, OK
February 21, 2017

**CENTRAL TECHNOLOGY CENTER NO. 3
CREEK COUNTY, OKLAHOMA
SUMMARY OF PRIOR AUDIT FINDINGS
JULY 1, 2015 TO JUNE 30, 2016**

The summary of prior audit findings is required to report the status of all audit findings reported in the prior audit's schedule of findings and questioned costs relative to federal awards.

The Center had no prior year audit findings relative to federal award programs.

**CENTRAL TECHNOLOGY CENTER NO. 3
CREEK COUNTY, OKLAHOMA
SCHEDULE OF COMMENTS
JULY 1, 2015 TO JUNE 30, 2016**

Based on my tests of accounting records and related procedures, I found nothing to indicate that Central Technology Center No. 3 had not complied with significant compliance rules and regulations of the Oklahoma State Department of Career and Technology Education.

Previous Year's Audit Comments

There were no items in the school's 2014-15 audit report, which required resolution during the year ended June 30, 2016.

I would like to express my appreciation for the courtesies and cooperation extended to us by Center administrators and employees during the course of this audit.

CENTRAL TECHNOLOGY CENTER NO. 3
CREEK COUNTY, OKLAHOMA
SCHEDULE OF ACCOUNTANT'S PROFESSIONAL LIABILITY INSURANCE AFFIDAVIT
JULY 1, 2015 TO JUNE 30, 2016

State of Oklahoma)
County of Tulsa)

The undersigned auditing firm of lawful age, being first duly sworn on oath, says that said firm had in full force and effect Accountant's Professional Liability Insurance in accordance with the "Oklahoma Public School Audit Law" at the time of audit contract and during the entire audit engagement with Central Technology Center for the audit year 2015-16.

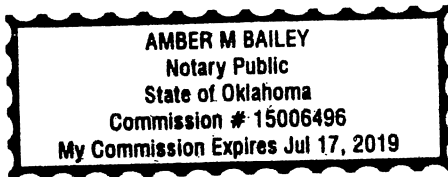
Kerry John Patten, C.P.A.

AUDITING FIRM

BY




AUTHORIZED AGENT



Subscribed and sworn to before me on this

2nd day of March, 2017



NOTARY PUBLIC

My commission expires on:

17th day of July, 2019