


AUDIT REPORT
COLCORD PUBLIC SCHOOL
DISTRICT NO. I-4

Colcord, Delaware County, Oklahoma
Fiscal Year Ended June 30, 2011

Audited by

Michael W. Green
Certified Public Accountant
Stilwell, Oklahoma



COLCORD PUBLIC SCHOOL, I-4
DELAWARE COUNTY, OKLAHOMA
JUNE 30, 2011
TABLE OF CONTENTS

Independent Auditor's Report	1
Combined Financial Statements	
Combined Statement of Assets, Liabilities and Fund Balance - All Fund Types and Account Groups - Regulatory Basis	3
Combined Statement of Revenues Collected, Expenditures and Changes in Fund Balances - All Government Fund Types - Regulatory Basis	4
Combined Statement of Revenues Collected, Expenditures and Changes in Fund Balances - Budget and Actual - General, Special Revenue and Debt Service Funds - Regulatory Basis	5
Notes To Combined Financial Statements	6
Supporting Schedules	
Combining Statement of Assets, Liabilities and Fund Balances - All Special Revenue funds - Regulatory Basis	16
Combining Statement of Revenues Collected, Expenditures and Changes in Fund Balances - All Special Revenue Funds - Regulatory Basis	17
Combining Statement of Revenues Collected, Expenditures and Changes in Fund Balances - Budget and Actual - Special Revenue Funds (Building & Child Nutrition only) - Regulatory Basis	18
Statement of Assets, Liabilities and Fund Balances - Fiduciary Funds - Regulatory Basis	19
Statement of Revenue Collected, Expenditures, and Changes In Fund Balances - Fiduciary Funds - Regulatory Basis	20
Statement of Changes in Assets and Liabilities Activity Funds - Regulatory Basis	21
Schedule of Expenditures of Federal Awards	22
Internal Control and Compliance Reports	
Independent Auditor's Report on Compliance and Internal Control Over Financial Reporting Based on An Audit Of Financial Statements Performed in Accordance With <i>Government Auditing Standards</i>	23
Independent Auditor's Report on Compliance With Requirements That Could Have a Direct and Material Effect On Each Major Program and on Internal Control Over Compliance in Accordance With OMB Circular A-133	25
Schedule of Findings and Questioned Costs	27
Schedule of Federal Awards	28
Schedule of Accountant's Professional Liab. Insurance Affidavit	29
Schedule of Statutory, Fidelity, and Honesty Bonds	30

MICHAEL W. GREEN
Certified Public Accountant
827 West Locust Street
STILWELL, OK. 74960
(918) 696-6298

INDEPENDENT AUDITOR'S REPORT

To the Board of Education
Colcord Public School, I-4
Colcord, Oklahoma

We have audited the accompanying fund type and account group financial statements of Colcord Public School, I-4, Delaware County, Oklahoma as of and for the year ended June 30, 2011. These combined financial statements are the responsibility of the Colcord School District's management. Our responsibility is to express an opinion on these financial statements based on our audit.

We conducted our audit in accordance with auditing standards generally accepted in the United States of America and the standards applicable to financial audits contained in *Government Auditing Standards*, issued by the Comptroller General of the United States. Those standards require that we plan and perform the audit to obtain reasonable assurance about whether the financial statements are free of material misstatement. An audit includes examining, on a test basis, evidence supporting the amounts and disclosures in the financial statements. An audit also includes assessing the accounting principles used and significant estimates made by management, as well as evaluating the overall financial statement presentation. We believe that our audit provides a reasonable basis for our opinion.

As discussed in Note 1, these financial statements are prepared in conformity with the accounting and financial reporting regulations prescribed or permitted by the Oklahoma State Department of Education, which is a comprehensive basis of accounting other than accounting principles generally accepted in the United States of America. The effect on the financial statements resulting from the use of this regulatory basis of accounting and presentation as compared to accounting principles generally accepted in the United States of America cannot be reasonably determined, but is considered material.

As discussed in Note 1, the combined financial statements referred to above do not include the general fixed asset account group, which should be included in order to conform with the accounting and financial reporting regulations prescribed or permitted by the Oklahoma State Department of Education. The amount that should be recorded in the general fixed asset account group is not known.

In our opinion, except for the exclusion of the general fixed assets as discussed in the fourth paragraph, the financial statements referred to above present fairly, in all material respects, the assets, liabilities and equity arising from regulatory basis transactions of each fund type and account group of Colcord Public Schools as of June 30, 2011, and the revenues collected and

expenditures paid / expenses, of each fund type, for the year then ended, on the regulatory basis of accounting described in Note 1.

In accordance with *Government Auditing Standards*, we have also issued a report dated November 14, 2011 on our consideration of Colcord Public School's internal control over financial reporting and our tests of its compliance with certain provisions of laws, regulations, contracts, grant agreements and other matters. The purpose of that report is to describe the scope of our testing of internal control over financial reporting and compliance and the results of that testing, and not to provide an opinion on the internal control over financial reporting or on compliance. That report is an integral part of an audit performed in accordance with *Government Auditing Standards* and should be read in connection with this report in considering the results of our audit.

Our audit was performed for the purpose of forming an opinion on the fund type and account group financial statements within the combined financial statements. The combining fund statements and schedules and other schedules as listed in the table of contents, under other supplementary information, are presented for purposes of additional analysis. Also, the accompanying schedule of expenditures of federal awards is presented for purposes of additional analysis as required by U.S. Office of Management and Budget Circular A-133, *Audits of States, Local Governments, and Non-Profit Organizations*, and is not a required part of the combined financial statements. This other supplementary information, and the schedule of expenditures of federal awards, have been subjected to the auditing procedures applied in the audit of the fund type and account group financial statements within the combined financial statements and, in our opinion, is fairly stated in all material respects, in relation to the combined financial statements taken as a whole on the regulatory basis of accounting described in Note 1.



Michael Green
Certified Public Accountant

November 14, 2011

COLCORD SCHOOL DISTRICT NO. 1-4
COMBINED STATEMENT OF ASSETS, LIABILITIES AND FUND BALANCE
ALL FUND TYPES AND ACCOUNT GROUPS-REGULATORY BASIS
JUNE 30, 2011

	Governmental Fund Types				Fiduciary Fund Types		Account Group		Total (Memorandum Only)
	General Fund	COOP Fund	Special Revenue	Debt Service	Capital Projects	Trust and Agency	General	Long-Term Debt	
ASSETS									
Cash and cash equivalents (Note 2)	\$ 673,217.08	\$ 2,112.09	\$ 92,425.40	\$ 410.70	\$ 576,664.47	\$ 41,488.19	\$ -	\$ -	\$ 1,386,317.93
Investments	-	-	-	-	-	-	-	-	-
Amount to be provided for capitalized lease agreements	-	-	-	-	-	-	38,338.20	-	38,338.20
Amounts available in debt service fund	-	-	-	-	-	-	410.70	-	410.70
Amounts to be provided for retirement of general long-term debt	-	-	-	-	-	-	-	-	-
Total assets	\$ 673,217.08	\$ 2,112.09	\$ 92,425.40	\$ 410.70	\$ 576,664.47	\$ 41,488.19	\$ 703,919.45	\$ 665,170.55	\$ 2,090,237.38
LIABILITIES AND FUND EQUITY									
Liabilities:									
Outstanding warrants	\$ 123,416.91	\$ 1,102.41	\$ 265.18	\$ -	\$ -	\$ -	\$ -	\$ -	\$ 124,784.50
Encumbrances	12,372.15	-	340.90	-	-	-	-	-	12,713.05
Long-term debt	-	-	-	-	-	-	-	-	-
Bonds payable	-	-	-	-	-	-	650,000.00	-	650,000.00
Interest payable	-	-	-	-	-	-	15,581.25	-	15,581.25
Capital leases	-	-	-	-	-	-	38,338.20	-	38,338.20
Due to student activities	-	-	-	-	-	41,436.70	-	-	41,436.70
Total liabilities	135,789.06	1,102.41	606.08	-	-	41,436.70	703,919.45	-	882,853.70
Fund equity:									
Unreserved:									
Designated for capital projects	-	-	-	-	-	-	-	-	-
Designated for debt service	-	-	-	410.70	576,664.47	-	-	-	577,075.17
Undesignated	537,428.02	1,009.68	91,819.32	-	-	51.49	-	-	630,308.51
Total fund balances	537,428.02	1,009.68	91,819.32	410.70	576,664.47	51.49	-	-	1,207,383.68
Total liabilities and fund equity	\$ 673,217.08	\$ 2,112.09	\$ 92,425.40	\$ 410.70	\$ 576,664.47	\$ 41,488.19	\$ 703,919.45	\$ 665,170.55	\$ 2,090,237.38

The notes to the financial statements are an integral part of this statement.

**COLCORD SCHOOL DISTRICT NO. 1-4
COMBINED STATEMENT OF REVENUES COLLECTED, EXPENDITURES,
AND CHANGES IN FUND BALANCE
ALL GOVERNMENTAL FUND TYPES - REGULATORY BASIS
JUNE 30, 2011**

	Governmental Fund Types						Fiduciary	Total
	General Fund	COOP Fund	Special Revenue	Debt Service	Capital Projects	Trust and Agency	(Memorandum only)	
Revenues collected:								
Local sources	\$ 99,277.33	-	\$ 29,367.04	\$ 207.75	\$ 46.96	\$ 215,091.09	\$ 343,990.17	
Intermediate sources	469,055.19	-	44,403.55	202.95	-	-	513,661.69	
State sources	3,240,395.99	45,226.00	4,938.88	-	-	-	3,290,560.87	
Federal sources	909,263.44	-	1,087,929.25	-	-	-	1,997,192.69	
Total revenues collected	4,717,991.95	45,226.00	1,166,638.72	410.70	46.96	215,091.09	6,145,405.42	
Expenditures paid:								
Instruction	2,894,770.63	37,056.30	-	-	-	207,331.50	3,139,158.43	
Support Services	1,734,066.31	7,762.76	64,456.00	-	-	-	1,806,285.07	
Non-Instructional services	139,279.41	-	193,840.39	-	-	-	333,119.80	
Capital outlay	7,925.32	-	1,047,403.81	-	73,382.49	-	1,128,711.62	
Other outlays	3,905.97	-	50,366.94	-	-	-	54,272.91	
Debt services:								
Principal retirement	-	-	-	-	-	-	-	
Interest	-	-	-	-	-	-	-	
Total expenditures paid	4,779,947.64	44,819.06	1,356,067.14	-	73,382.49	207,331.50	6,461,547.83	
Excess of revenues collected over (under) expenditures before adjustments to prior year encumbrances	(61,955.69)	406.94	(189,428.42)	410.70	(73,335.53)	7,759.59	(316,142.41)	
Adjustments to prior year encumbrances	-	-	3,000.00	-	-	-	3,000.00	
Other financing sources (uses):								
Bond sale proceeds	-	-	-	-	650,000.00	-	650,000.00	
Operating transfers in & estopped warrants	470.54	-	10.50	-	-	-	481.04	
Operating transfers out	-	-	-	-	-	-	-	
Total other financing sources (uses)	470.54	-	10.50	-	650,000.00	-	650,481.04	
Excess (deficiency) of revenues and other resources over expenditures and other financing sources (uses)	(61,485.15)	406.94	(186,417.92)	410.70	576,664.47	7,759.59	337,338.63	
Beg. Fund Balance Including Activity Funds	598,913.17	602.74	278,237.24	-	-	33,728.60	911,481.75	
Ending Fund Balance Including Activity Funds	\$ 537,428.02	\$ 1,009.68	\$ 91,819.32	\$ 410.70	\$576,664.47	\$ 41,488.19	\$ 1,248,820.38	

The notes to the financial statements are an integral part of this statement.

COLCORD SCHOOL DISTRICT NO. 1-4
 COMBINED STATEMENT OF REVENUES COLLECTED, EXPENDITURES,
 AND CHANGES IN FUND BALANCE - BUDGET AND ACTUAL-
 GENERAL, SPECIAL REVENUE AND DEBT SERVICE FUNDS-REGULATORY BASIS
 JUNE 30, 2011

	General Fund			COOP Fund			Special Revenue Funds (Building and Child Nutrition only)			Debt Service Fund																																																																																																																																																																																																																																																																																																
	Original Budget	Final Budget	Actual	Original Budget	Final Budget	Actual	Original Budget	Final Budget	Actual	Original Budget	Final Budget	Actual																																																																																																																																																																																																																																																																																														
Revenues collected:													Local sources	\$ -	\$ -	\$ 99,277.33	\$ -	\$ -	\$ -	\$ -	\$ -	\$ 29,367.04	\$ -	\$ -	\$ -	Intermediate sources	412,737.24	412,737.24	469,055.19	-	-	-	40,637.99	40,637.99	44,403.55	587.50	587.50	410.70	State sources	3,233,102.22	3,233,102.22	3,240,395.99	40,704.30	40,704.30	45,226.00	4,468.57	4,468.57	4,938.88	-	-	-	Federal sources	639,146.99	639,146.99	909,263.44	-	-	-	201,410.83	201,410.83	1,087,929.25	-	-	-	Supplemental revenue adjustments	-	309,293.26	-	-	45,226.00	-	-	-	-	-	-	-	Total revenues collected	4,284,986.45	4,594,279.71	4,717,991.95	40,704.30	85,930.30	45,226.00	246,517.39	246,517.39	1,166,638.72	587.50	587.50	410.70	Expenditures paid:													Instruction	2,998,722.61	3,308,015.87	2,894,770.63	33,544.28	78,770.28	37,056.30	-	-	-	-	-	-	Support services	1,734,066.31	1,734,066.31	1,734,066.31	7,762.76	7,762.76	7,762.76	82,686.56	82,686.56	64,456.00	-	-	-	Non-instructional services	139,279.41	139,279.41	139,279.41	-	-	-	218,362.73	218,362.73	193,840.39	-	-	-	Capital outlays	7,925.32	7,925.32	7,925.32	-	-	-	173,338.40	173,338.40	1,047,403.81	-	-	-	Other outlays	3,905.97	3,905.97	3,905.97	-	-	-	50,366.94	50,366.94	50,366.94	-	-	-	Total expenditures paid	4,883,899.62	5,193,192.88	4,779,947.64	41,307.04	86,533.04	44,819.06	524,754.63	524,754.63	1,356,067.14	14,890.61	14,890.61	-	Excess of revenues collected over (under) expenditures before adjustments to prior year encumbrances	(598,913.17)	(598,913.17)	(61,955.69)	(602.74)	(602.74)	406.94	(278,237.24)	(278,237.24)	(189,428.42)	(14,303.11)	(14,303.11)	410.70	Adjustments to prior year encumbrances	-	-	-	-	-	-	-	-	-	-	-	-	Other financing sources (uses):													Operating transfers in & estopped warr.	-	-	470.54	-	-	-	-	-	10.50	-	-	-	Operating transfers out	-	-	-	-	-	-	-	-	-	-	-	-	Total other financing sources (uses)	-	-	470.54	-	-	-	-	-	10.50	-	-	-	Excess (deficiency) of revenues and other resources over expenditures and other financing sources (uses)	(598,913.17)	(598,913.17)	(61,485.15)	(602.74)	(602.74)	406.94	(278,237.24)	(278,237.24)	(189,417.92)	(14,303.11)	(14,303.11)	410.70	Fund balances, beginning of year	598,913.17	598,913.17	598,913.17	602.74	602.74	602.74	278,237.24	278,237.24	278,237.24	14,303.11	14,303.11	-	Fund balances, end of year	-	-	537,428.02	-	-	1,009.68	-	-	88,819.32	-	-	410.70
Local sources	\$ -	\$ -	\$ 99,277.33	\$ -	\$ -	\$ -	\$ -	\$ -	\$ 29,367.04	\$ -	\$ -	\$ -																																																																																																																																																																																																																																																																																														
Intermediate sources	412,737.24	412,737.24	469,055.19	-	-	-	40,637.99	40,637.99	44,403.55	587.50	587.50	410.70																																																																																																																																																																																																																																																																																														
State sources	3,233,102.22	3,233,102.22	3,240,395.99	40,704.30	40,704.30	45,226.00	4,468.57	4,468.57	4,938.88	-	-	-																																																																																																																																																																																																																																																																																														
Federal sources	639,146.99	639,146.99	909,263.44	-	-	-	201,410.83	201,410.83	1,087,929.25	-	-	-																																																																																																																																																																																																																																																																																														
Supplemental revenue adjustments	-	309,293.26	-	-	45,226.00	-	-	-	-	-	-	-																																																																																																																																																																																																																																																																																														
Total revenues collected	4,284,986.45	4,594,279.71	4,717,991.95	40,704.30	85,930.30	45,226.00	246,517.39	246,517.39	1,166,638.72	587.50	587.50	410.70																																																																																																																																																																																																																																																																																														
Expenditures paid:																																																																																																																																																																																																																																																																																																										
Instruction	2,998,722.61	3,308,015.87	2,894,770.63	33,544.28	78,770.28	37,056.30	-	-	-	-	-	-																																																																																																																																																																																																																																																																																														
Support services	1,734,066.31	1,734,066.31	1,734,066.31	7,762.76	7,762.76	7,762.76	82,686.56	82,686.56	64,456.00	-	-	-																																																																																																																																																																																																																																																																																														
Non-instructional services	139,279.41	139,279.41	139,279.41	-	-	-	218,362.73	218,362.73	193,840.39	-	-	-																																																																																																																																																																																																																																																																																														
Capital outlays	7,925.32	7,925.32	7,925.32	-	-	-	173,338.40	173,338.40	1,047,403.81	-	-	-																																																																																																																																																																																																																																																																																														
Other outlays	3,905.97	3,905.97	3,905.97	-	-	-	50,366.94	50,366.94	50,366.94	-	-	-																																																																																																																																																																																																																																																																																														
Total expenditures paid	4,883,899.62	5,193,192.88	4,779,947.64	41,307.04	86,533.04	44,819.06	524,754.63	524,754.63	1,356,067.14	14,890.61	14,890.61	-																																																																																																																																																																																																																																																																																														
Excess of revenues collected over (under) expenditures before adjustments to prior year encumbrances	(598,913.17)	(598,913.17)	(61,955.69)	(602.74)	(602.74)	406.94	(278,237.24)	(278,237.24)	(189,428.42)	(14,303.11)	(14,303.11)	410.70																																																																																																																																																																																																																																																																																														
Adjustments to prior year encumbrances	-	-	-	-	-	-	-	-	-	-	-	-																																																																																																																																																																																																																																																																																														
Other financing sources (uses):																																																																																																																																																																																																																																																																																																										
Operating transfers in & estopped warr.	-	-	470.54	-	-	-	-	-	10.50	-	-	-																																																																																																																																																																																																																																																																																														
Operating transfers out	-	-	-	-	-	-	-	-	-	-	-	-																																																																																																																																																																																																																																																																																														
Total other financing sources (uses)	-	-	470.54	-	-	-	-	-	10.50	-	-	-																																																																																																																																																																																																																																																																																														
Excess (deficiency) of revenues and other resources over expenditures and other financing sources (uses)	(598,913.17)	(598,913.17)	(61,485.15)	(602.74)	(602.74)	406.94	(278,237.24)	(278,237.24)	(189,417.92)	(14,303.11)	(14,303.11)	410.70																																																																																																																																																																																																																																																																																														
Fund balances, beginning of year	598,913.17	598,913.17	598,913.17	602.74	602.74	602.74	278,237.24	278,237.24	278,237.24	14,303.11	14,303.11	-																																																																																																																																																																																																																																																																																														
Fund balances, end of year	-	-	537,428.02	-	-	1,009.68	-	-	88,819.32	-	-	410.70																																																																																																																																																																																																																																																																																														

The notes to the financial statements are an integral part of this statement.

COLCORD SCHOOL DISTRICT No. I-4
NOTES TO THE FINANCIAL STATEMENTS – REGULATORY BASIS
FOR THE YEAR ENDED JUNE 30, 2011

1. Summary of Significant Accounting Policies

The financial statements of the Colcord Public School District No. I-4 (the "District") have been prepared on a regulatory basis of accounting, which is an other comprehensive basis of accounting than generally accepted accounting principles. Accordingly, the accompanying financial statements are not intended to present financial position and results of operations in conformity with generally accepted accounting principles. The accounting policies are prescribed by the Oklahoma Department of Education and conform to the system of accounting authorized by the State of Oklahoma. The following is a summary of the more significant accounting policies:

A. Reporting Entity

The District is a corporate body for public purposes created under Title 70 of the Oklahoma Statutes and accordingly is a separate entity for operating and financial reporting purposes. The District is part of the public school system of Oklahoma under the general direction and control of the State Board of Education and is financially dependent on state of Oklahoma support. The general operating authority for the public school system is the Oklahoma School Code contained in Title 70, Oklahoma Statutes.

The governing body of the District is the Board of Education composed of elected members. The appointed superintendent is the executive officer of the District.

In evaluating how to define the district, for financial reporting purposes, management has considered all potential component units. The decision to include a potential component unit in the reporting entity was made by applying the criteria established by the Governmental Accounting Standards Board (GASB). The basic -- but not the only -- criterion for including a potential component unit within the reporting entity is the governing body's ability to exercise oversight responsibility. The most significant manifestation of this ability is financial interdependency. Other manifestations of the ability to exercise oversight responsibility include, but are not limited to, the selection of governing authority, the designation of management, the ability to significantly influence operations, and accountability for fiscal matters. A second criterion used in evaluating potential component units is the scope of public service. Application of this criterion involves considering whether the activity benefits the District and/or its citizens, or whether the activity is conducted within the geographic boundaries of the District and is generally available to its patrons. A third criterion used to evaluate potential component units for inclusion or exclusion from the reporting entity is the existence of special financing relationships, regardless of whether the District is able to exercise oversight responsibilities. Based upon the application of these criteria, there are no potential component units included in the District's reporting entity

The Board of School Trustees (Board), and elected five member group constituting an on-going entity, is the level of government which has governance responsibilities over all activities related to public elementary and secondary school education within the jurisdiction of the Local Independent School District. The Board receives funding from local, state and federal government sources and must comply with the requirements of these funding source entities. However, the Board is not included in any other governmental "reporting entity" as defined in Section 2100, Codification of

Governmental Accounting and Financial Reporting Standards, since board members are elected by the public and have decisionmaking authority, the power to designate management, the responsibility to significantly influence operations and primary accountability for fiscal matters.

B. Fund Accounting

The District uses funds and account groups to report on its financial position and the results of its operations. Fund accounting is designed to demonstrate legal compliance and to aid financial management by segregating transactions related to certain district functions or activities.

A fund is a separate accounting entity with a self-balancing set of accounts. An account group, on the other hand, is a financial reporting device designed to provide accountability for certain assets and liabilities that are not recorded in the funds because they do not directly affect net expendable available financial resources.

Funds are classified into three categories: governmental, proprietary and fiduciary. Each category, in turn, is divided into separate "fund types."

Governmental Fund Types

Governmental funds are used to account for all or most of a government's general activities, including the collection and disbursement of earmarked monies (special revenue funds), the acquisition or construction of general fixed assets (capital projects funds), and the servicing of general long-term debt (debt service funds).

General Fund - The general fund is used to account for all financial transactions except those required to be accounted for in another fund. Major revenue sources include state and local property taxes and state funding under the Foundation and Incentive Aid Program. Expenditures include all costs associated with the daily operations of the schools except for programs funded for building repairs and maintenance, school construction and debt service on bonds and other long-term debt. The general fund includes federal and state restricted monies that must be expended for specific programs.

Special Revenue Fund - The first special revenue fund is the District's Building Fund. The Building fund consists of monies derived from property taxes levied for the purpose of erecting, remodeling, or repairing buildings and for purchasing furniture and equipment.

The second special revenue fund is the Child Nutrition Fund, a special revenue fund used to account for monies derived from federal and state reimbursement and local food service collection.

Debt Service Fund - The debt service fund is the District's Sinking Fund and is used to account for the accumulation of financial resources for the payment of general long-term debt principal, interest and related costs. The primary revenue sources are local property taxes levied specifically for debt service and interest earnings from temporary investments.

Capital Projects Fund - The capital projects fund is the District's Bond Fund and is used to account for the proceeds of bond sales to be used exclusively for acquiring school sites, constructing and equipping new school facilities, renovating existing facilities, and acquiring transportation equipment.

Proprietary Fund Types

Any proprietary funds are used to account for activities similar to those found in the private sector, where the determination of net income is necessary or useful to sound financial administration. Goods or services from such activities can be provided either to outside parties (enterprise funds) or to other departments or agencies primarily within the District (internal service funds). The District does not have any proprietary funds.

Fiduciary Fund Types

Fiduciary funds are used to account for assets held on behalf of outside parties, including other governments, or on behalf of other funds within the District. When these assets are held under the terms of a formal trust agreement, either a nonexpendable trust fund or an expendable trust fund is used. The terms "nonexpendable" and "expendable" refer to whether or not the District is under an obligation to maintain the trust principal. Agency funds generally are used to account for assets that the District holds on behalf of others as their agent and do not involve measurement of results of operations.

Agency Fund - The Agency fund is the School Activities fund which is used to account for monies collected principally through fund-raising efforts of the students and District-sponsored groups. The administration is responsible, under the authority of the Board, of collecting, disbursing and accounting for these activity funds.

Account groups

Are not funds and consist of a self-balancing set of accounts used only to establish accounting control over long-term debt and general fixed assets not accounted for in proprietary funds.

General Long-Term Debt Account Group - This account group was established to account for all long-term debt of the District, which is offset by the amount available in the debt service fund and the amount to be provided in future years to complete retirement of the debt principal. It is also used to account for liabilities for compensated absences and early retirement incentives which are to be paid from funds provided in future years.

General Fixed Asset Account Group - This account group is used to account for property, plant and equipment of the school district. The district does not maintain a record of its general fixed assets, and accordingly, a statement of general fixed assets, required by generally accepted accounting principles, is not included in the financial statements. Land, buildings, nonstructural improvements, and all other physical assets in all funds are considered expenditures in the year of acquisition and are not recorded as assets for financial statement purposes.

Memorandum Only - Total Column

The total column on the financial statements is captioned "memorandum only" to indicate that it is presented only to facilitate financial analysis. Data in this column does not present financial position, results of operations or cash flows in conformity with generally accepted accounting principles. Neither is such data comparable to a consolidation. Interfund eliminations have not been made in the aggregation of this data.

C. Basis of Accounting

The District prepares its financial statements in a presentation format that is prescribed by the Oklahoma State Department of Education. This format is essentially the generally accepted form of presentation used by state and local governments prior to the effective date of GASB Statement No. 34, *Basic Financial Statements – Management’s Discussion and Analysis – for State and Local Governments*. This format significantly differs from that required by GASB 34.

The basic financial statements are essentially prepared on a basis of cash receipts and disbursements modified as required by the regulations of the Oklahoma State Department of Education (OSDE) as follows:

- a. Encumbrances represented by purchase orders, contracts, and other commitments for the expenditure of monies are recorded as expenditures when approved.
- b. Investments and inventories are recorded as assets when purchased.
- c. Warrants payable are recorded as liabilities when issued.
- d. Long-term debt is recorded when incurred.
- e. Accrued compensated absences are recorded as an expenditure and liability when the obligation is incurred.

This regulatory basis of accounting differs from accounting principles generally accepted in the United States of America, which require revenues to be recognized when they become available and measurable, or when they are earned, and expenditures or expenses to be recognized when the related liabilities are incurred for governmental fund types; and, when revenues are earned and liabilities are incurred for proprietary fund types and trust funds.

D. Budgets and Budgetary Accounting

The District is required by state law to prepare an annual budget. A preliminary budget must be submitted to the Board of Education by December 31 for the fiscal year beginning the following July 1. If the preliminary budget requires an additional levy, the District must hold an election on the first Tuesday in February to approve the levy. If the preliminary budget does not require an additional levy, it becomes the legal budget. If an election is held and the taxes are approved, then the preliminary budget becomes the legal budget. If voters reject the additional taxes, the District must adopt a budget within the approved tax rate.

A budget is legally adopted by the Board of Education for the General Fund, Special Revenue Funds (Building Fund and Child Nutrition Fund) and the Debt Service Fund, that includes revenues and expenditures.

The 2010-11 Estimate of Needs was approved by the Board and subsequently filed with the County Clerk. The Estimated of Needs was approved by the excise board and the requested levies were made.

E. Encumbrances

Encumbrances represent commitments related to unperformed contracts for goods or services. Encumbrance accounting -- under which purchase orders and other commitments of resources are recorded as expenditures of the applicable fund -- is utilized in all governmental funds of the District. Appropriations not used or encumbered lapse at the end of the year.

F. Assets Liabilities and Fund Equity

Cash and Cash Equivalents - The District considers all cash on hand, demand deposits and highly liquid investments, with an original maturity of three months.

Investments - Investments consist of direct obligations of the United States Government and Agencies with maturities greater than three months when purchased. All investments are recorded at cost, which approximates market value.

Property Tax Revenues - The District is authorized by state law to levy property taxes which consist of ad valorem taxes on real and personal property within the District. The County Assessor, upon receipt of the certification of tax levies from the county excise board, extends the tax levies on the tax roll for submission to the county treasurer prior to October 1. The county treasurer must commence tax collection within fifteen days of receipt of the tax rolls. The first half of taxes are due prior to January 1. The second half is due prior to April 1.

If the first payment is not made timely, the entire tax becomes due and payable on January 2. Second half taxes become delinquent on April 1 of the year following the year of assessment. If not paid by the following October 1, the property is offered for sale for the amount of taxes due. The owner has two years to redeem the property by paying the taxes and penalty owed. If at the end of two years the owner has not done so, the purchaser is issued a deed to the property.

Inventories - The value of consumable inventories at June 30, 2011 is not material to the financial statements. Purchases for inventory items are considered expenditures at the time the items were encumbered.

Fixed Assets and Property, Plant and Equipment - The General Fixed Asset Account Group is not presented. The amount that should be recorded in the General Fixed Asset Account Group is not known.

Compensated Absences - Vested or accumulated vacation leave that is expected to be liquidated with expendable available financial resources has not been reported as an expenditure or a fund liability of the governmental fund that will pay it since the combined financial statements have been prepared on the regulatory basis of accounting. Vested accumulated rights to receive sick pay benefits have not been reported in the general long-term debt account group since the combined

financial statements have been prepared on the regulatory basis of accounting. These practices differ from generally accepted accounting principles in the United States of America.

In accordance with the provisions of Statement of financial Accounting Standards No. 43, Accounting for Compensated Absences, no liability is recorded for nonvesting accumulating rights to receive sick pay benefits. Vested accumulated rights to receive sick pay benefits have not been reported in the general long-term debt account group since none of the vested sick leave is expected to be liquidated with expendable available financial resources.

Long-Term Debt - Long-term debt is recognized as a liability of a governmental fund when due, or when resources have been accumulated in the debt service fund for payment early in the following year. For other long-term obligations, only that portion expected to be financed from expendable available financial resources is reported as a fund liability of a governmental fund. The remaining portion of such obligations is reported in the general long-term debt account group.

Fund Balance - Fund balance represents the funds not encumbered by purchase order, legal contracts, and outstanding warrants.

G. Revenue, Expenses and Expenditures

State Revenues - Revenues from state sources for current operations are primarily governed by the state aid formula under the provisions of Article XVIII, Title 70, Oklahoma Statutes. The State Board of Education administers the allocation of state aid funds to school districts based on information accumulated from the districts.

After review and verification of reports and supporting documentation, the State Department of Education may adjust subsequent fiscal period allocations of money for prior year errors disclosed by review. Normally, such adjustments are treated as reductions or additions of revenue of the year when the adjustment is made.

The District receives revenue from the state to administer certain categorical educational programs. State Board of Education rules require that revenue earmarked for these programs be expended only for the program for which the money is provided and require that the money not expended as of the close of the fiscal year be carried forward into the following year to be expended for the same categorical programs. The State Department of Education requires that categorical educational program revenues be accounted for in the general fund.

Interfund Transactions - Quasi-external transactions are accounted for as revenues, expenditures or expenses. Transactions that constitute reimbursements to a fund or expenditures/expenses initially made from it that are properly applicable to another fund, are recorded as expenditures/expenses in the fund that is reimbursed.

All other interfund transactions, except quasi-external transactions and reimbursements, are reported as transfers. Nonrecurring or nonroutine permanent transfers of equity are reported as residual equity transfers. All other interfund transfers are reported as operating transfers. There were no operating transfers or residual equity transfers during fiscal year 2011.

Use of Estimates – The preparation of financial statements in conformity with generally accepted accounting principles requires management to make estimates and assumptions that effect the reported amounts of assets and liabilities and disclosure of contingent assets and liabilities at the date of the financial statements and the reported amounts of revenues and expenses during the reporting period. Accordingly, actual results could differ from those estimates.

Risk Management – The District participates in a risk pool for Workers' Compensation coverage in which there is a transfer or pooling of risks among the participants of that pool. In accordance with GASB No. 10, the District reports the required contribution to the pool, net of refunds, as insurance expense.

2. Cash and Investments

The District's investment policies are governed by state statute. Permissible investments include direct obligations of the United States Government and Agencies; certificates of deposit of savings and loan associations, and bank and trust companies; and savings accounts or savings certificates of savings and loan associations, and trust companies; Collateral is required for demand deposits and certificates of deposit for all amounts not covered by federal deposit insurance. As of the current fiscal year end, all \$1,386,318 of cash and investments of the District were entirely insured or collateralized as required by Oklahoma Statutes.

Therefore, the District's cash deposits and investments at June 30, 2011, were not exposed to Custodial Credit Risk, Investment Credit Risk, Investment Interest Rate Risk, or Concentration of Investment Credit Risk.

3. Interfund Receivables and Payables

There were no interfund receivables and payables at June 30, 2011.

4. General Long-term Debt

State statutes prohibit the District from becoming indebted in an amount exceeding the revenue to be received for any fiscal year without approval by the District's voters. Bond issues have been approved by the voters and issued by the District for various capital improvements. These bonds are required to be fully paid serially within 25 years from the date of issue. General long-term debt of the District consists of bonds payable, obligations for compensated absences, early retirement incentive and capital leases. Debt service requirements for bonds are payable solely from fund balance and future revenues of the debt service fund.

On April 1, 2011 the District issued building bonds in the amount of \$650,000.00. These are general obligation bonds with an interest rate of 1.50% to 2.25%. The first principal payment was due on April 1, 2013. Interest is payable semi-annually on the 1st day of April and October commencing on the 1st day of April, 2012.

The District has four lease agreements, with debt outstanding, which qualify as capital leases for accounting purposes since title transfers at the end of the lease term. These lease agreements were for propane tanks, a lot, a bus, and a vo-ag truck. The capital lease for the propane tanks was made on July 1, 2008 in the amount of 21,600 at an interest rate of 4.30% and a term of 3 years, the

balance at June 30, 2011 is \$638. The capital lease for the lot was made February 2008 in the amount of \$10,000 at an interest rate of 5% and a term of 4 years, the balance at June 30, 2011 is \$1,808. The capital lease for the bus was made on July 23, 2009 in the amount of \$68,647 at an interest rate of 4.00% and a term of 3 years, balance at June 30, 2011 is \$27,769. The capital lease for the truck was made November 19, 2009 in the amount of 16,646 at an interest rate of 4.20% and term of 3 years, the balance at June 30, 2011 is \$8,122.

The schedule of minimum principal & interest payments for the next five years is as follows:

Year Ending June 30,	Capital lease purchases		Bonds	
	Principle	Interest	Principle	Interest
2012	32,488	952	-	12,465
2013	6,486	46	160,000	12,465
2014	-	-	160,000	10,065
2015	-	-	160,000	7,025
2016	-	-	170,000	3,825

5. Other Post Employment Benefits

The District does not offer any early retirement incentive plans.

6. Employee Retirement System

The District participates in the state-administered Oklahoma Teachers' Retirement System (the "System"), which is a cost-sharing, multiple-employer public employee retirement system (PERS). Under the system, contributions are made by the District, the State of Oklahoma, and the participating employees.

Participation is required for all teachers and other certified employees and is optional for all other regular employees of public educational institutions who work at least 20 hours per week. A participant's date of membership is the date the first contribution is made to the System. The System is administered by a Board of Trustees which acts as a fiduciary for investing the funds and governing the administration of the System. The District has no responsibility or authority for the operation and administration of the System nor has it any liability, except for the current contribution requirements.

A participant with ten years of creditable service may retire with a normal retirement allowance at the age of sixty-two or with reduced benefits as early as age fifty-five. If joining the system before 1992, the normal retirement allowance paid monthly for life and then to beneficiaries, if certain options are exercised, equals two percent of the average of the highest three earning years (if under \$40,000.00 of compensation) of contributory service multiplied by the number of years of credited service. If joining the system after 1992, the normal retirement allowance paid monthly for life and then to beneficiaries, if certain options are exercised, equals two percent of the average of the highest five consecutive years (if under \$40,000.00 of compensation) of contributory service multiplied by the number of years of credited service. A participant in the system whose compensation is over \$40,000.00, the normal retirement benefit, is calculated using a two tier calculation. Tier one calculation is equal to two percent of \$40,000.00 times the number of years of credited service before July 1, 1995. Tier two calculation is equal to two percent of the appropriate three or five year average earnings times the number of years of credited service after July 1, 1995. A participant leaving employment

before attaining retirement age, but completing ten years of service, may elect to vest his accumulated contributions and defer receipt of a retirement annuity until a later date. When a participant dies in active service and has completed ten years of credited service, the beneficiary is entitled to a death benefit of \$18,000.00 and the participant's contributions plus interest. If the beneficiary is a surviving spouse, the surviving spouse may, in lieu of the death benefit, elect to receive, subject to the surviving spousal options, the participant's retirement benefits accrued at the time of death. The death benefit is not available to members joining the System after July 1, 1992.

The contribution rates for the District, which are not actuarially determined, and its employees are established by law. Members contribute 7.00% of covered compensation. The fiscal year 2008 contribution rates for employers covered by the Education Employees Service Incentive Plan (EESIP) were 7.85% effective July 1, 2007 and 8.35% effective Jan. 1, 2008. This rate increases to 8.50% effective July 1, 2008, 9.00% effective Jan. 1, 2009, and 9.50% effective Jan. 1, 2010. In addition, the State of Oklahoma contributes a percentage of its revenues from sales taxes, use taxes, corporate income taxes, and individual income taxes to the System. This percentage is currently 5.00%, and no increases are scheduled in this rate. Additionally, the System receives "federal matching contributions" for positions whose funding comes from federal sources or certain grants. The federal matching contribution rate for FY 2009 was 7.50%. This federal matching rate is intended to approximate the contribution from the State of Oklahoma measured as a percentage of "state" payroll, i.e., payroll excluding that paid from federal or grant sources.

The District's contributions to the System for the years ending:

June 30, 2009	260,101
June 30, 2010	295,504
June 30, 2011	299,462

The pension benefit obligation is a standardized disclosure measure of the present value of pension benefits. This pension valuation method reflects the present value of estimated pension benefits that will be paid in future years as a result of employee services performed to date and is adjusted for the effect of projected salary increases. There are no actuarial valuations performed on individual school districts. The Oklahoma Teachers' Retirement System issues a publicly available financial report that includes financial statements and required supplementary information for the System.

The system issues an independent financial report, financial statements, and required supplementary information that may be obtained by writing to the Oklahoma Teachers' Retirement System, P.O. Box 53624, Oklahoma City, OK 73152 or by calling 405-521-2387.

Ten year historical trend information is presented in the Teacher's Retirement System of Oklahoma Annual Report for the year ended June 30, 2010. This information is useful in assessing the pension plan's accumulation of sufficient assets to pay pension benefits as they become due.

Schedule of funding progress (dollars in millions) (unaudited)

Actuarial Valuation Date	Actuarial value of Assets	Actuarial Accrued Liability	Unfunded Actuarial Accrued Liability	Funded Ratio	Annual Covered Payroll	UAAL as % of Covered Payroll
6/30/2001	5,959.00	11,591.10	5,632.10	51.40%	2,909.50	188.30%
6/30/2002	6,310.90	12,275.90	5,965.00	51.40%	3,047.10	195.80%
6/30/2003	6,436.90	11,925.20	5,488.30	54.00%	3,045.70	180.20%
6/30/2004	6,660.90	14,080.10	7,419.20	47.30%	3,030.70	244.80%
6/30/2005	6,952.70	14,052.40	7,099.70	49.50%	3,175.20	223.60%
6/30/2006	7,470.40	15,143.40	7,672.90	49.30%	3,354.90	228.70%
6/30/2007	8,421.90	16,024.40	7,602.50	52.60%	3,598.90	211.20%
6/30/2008	9,256.80	18,346.90	9,090.10	50.50%	3,751.40	242.30%
6/30/2009	9,439.00	18,950.90	9,512.00	49.80%	3,807.90	249.80%
6/30/2010	9,566.70	19,980.60	10,414.00	47.90%	3,854.80	270.20%

The employer contribution rates are established by the Oklahoma Legislature and are less than the annual required contribution, which is performed to determine the adequacy of such contribution rates.

7. Contingencies and Other Commitments

Amounts received or receivable from grantor agencies are subject to audit and adjustment by grantor agencies. Any disallowed claims, including amounts already collected, may constitute a liability of the applicable funds. The amount, if any, of expenditures which may be disallowed by the grantor cannot be determined at this time although the District expects such amounts, if any, to be immaterial.

8. Insurance Coverage

The District purchases commercial insurance policies covering property casualty loss, public liability, school board member and administrator liability, and workers compensation.

9. Accumulated Unpaid Vacation, Sick Leave Benefits, and Health Care Coverage

The District provides sick leave benefits to the certified staff in accordance with Title 70, Article 6-104, of the Oklahoma Statutes, which provides for an annual accrual of sick leave of ten days and personal business days accrual of three days. Ten days are allowed to accumulate up to a total of sixty days per employee. None of the benefits are payable upon retirement or death.

**COLCORD SCHOOL DISTRICT I-4
 COMBINING STATEMENT OF ASSETS, LIABILITIES AND FUND BALANCES
 ALL SPECIAL REVENUE FUNDS - REGULATORY BASIS
 FOR THE YEAR ENDED JUNE 30, 2011**

	Building Fund	Child Nutrition Fund	Total
ASSETS			
Cash	\$ 21,996.12	\$ 70,429.28	\$ 92,425.40
Investments	-	-	-
Total assets	\$ 21,996.12	\$ 70,429.28	\$ 92,425.40
LIABILITIES AND FUND BALANCE			
Liabilities:			
Outstanding warrants	\$ -	\$ 265.18	\$ 265.18
Encumbrances	-	340.90	340.90
Total liabilities	-	606.08	606.08
Fund balances:	21,996.12	69,823.20	91,819.32
Total liabilities and fund balances	\$ 21,996.12	\$ 70,429.28	\$ 92,425.40

The notes to the financial statements are an integral part of this statement.

**COLCORD SCHOOL DISTRICT I-4
COMBINING STATEMENT OF REVENUES COLLECTED, EXPENDITURES,
AND CHANGES IN FUND BALANCES - ALL SPECIAL REVENUE FUNDS - REGULATORY BASIS
JUNE 30, 2011**

	Building Fund	Child Nutrition Fund	Total
Revenues Collected:			
District sources	\$ -	\$ 29,367.04	\$ 29,367.04
Intermediate sources	44,403.55	-	44,403.55
State sources	-	4,938.88	4,938.88
Federal sources	874,065.41	213,863.84	1,087,929.25
Total revenues collected	<u>918,468.96</u>	<u>248,169.76</u>	<u>1,166,638.72</u>
Expenditures paid:			
Instruction	-	-	-
Support services	64,456.00	-	64,456.00
Non-instruction services	-	193,840.39	193,840.39
Capital outlay	1,047,403.81	-	1,047,403.81
Other outlays	-	50,366.94	50,366.94
Total expenditures paid	<u>1,111,859.81</u>	<u>244,207.33</u>	<u>1,356,067.14</u>
Excess of revenues collected over (under) expenditures before adjustments to prior year encumbrances	<u>(193,390.85)</u>	<u>3,962.43</u>	<u>(189,428.42)</u>
Adjustments to prior year encumbrances	<u>-</u>	<u>3,000.00</u>	<u>3,000.00</u>
Other financing sources (uses)			
Operating transfers in & estopped warr.	-	10.50	10.50
Operating transfer out	-	-	-
Total other financing sources (uses)	<u>-</u>	<u>10.50</u>	<u>10.50</u>
Excess (deficiency) of revenues and other resources over expenditures and other uses	<u>(193,390.85)</u>	<u>6,972.93</u>	<u>(186,417.92)</u>
Fund balances, beginning of year	<u>215,386.97</u>	<u>62,850.27</u>	<u>278,237.24</u>
Fund balances, end of year	<u>\$ 21,996.12</u>	<u>\$ 69,823.20</u>	<u>\$ 91,819.32</u>

The notes to the financial statements are an integral part of this statement.

COLCORD SCHOOL DISTRICT I-4
COMBINING STATEMENT OF REVENUES COLLECTED, EXPENDITURES,
AND CHANGES IN FUND BALANCES - SPECIAL REVENUE (BUILDING AND CHILD NUTRITION ONLY) FUNDS-REGULATORY BASIS
JUNE 30, 2011

	Special Revenue Funds					
	Building Fund		Child Nutrition Fund			
	Orig budget	Final budget	Actual	Orig budget	Final budget	Actual
Revenues collected:						
Local sources	\$ -	-	-	\$ -	-	\$ 29,367.04
Intermediate sources	40,637.99	40,637.99	44,403.55	-	-	-
State sources	-	-	-	4,468.57	4,468.57	4,938.88
Federal sources	-	-	874,065.41	201,410.83	201,410.83	213,863.84
Supplemental Revenue adjustments	-	-	-	-	-	-
Total revenues collected	<u>40,637.99</u>	<u>40,637.99</u>	<u>918,468.96</u>	<u>205,879.40</u>	<u>205,879.40</u>	<u>248,169.76</u>
Expenditures paid:						
Instruction	-	-	-	-	-	-
Support services	82,686.56	82,686.56	64,456.00	-	-	-
Non-instruction services	-	-	-	218,362.73	218,362.73	193,840.39
Capital outlay	173,338.40	173,338.40	1,047,403.81	-	-	-
Other outlays	-	-	-	50,366.94	50,366.94	50,366.94
Total expenditures paid	<u>256,024.96</u>	<u>256,024.96</u>	<u>1,111,859.81</u>	<u>268,729.67</u>	<u>268,729.67</u>	<u>244,207.33</u>
Excess of revenues collected over (under) expenditures before adjustments to prior year encumbrances	<u>(215,386.97)</u>	<u>(215,386.97)</u>	<u>(193,390.85)</u>	<u>(62,850.27)</u>	<u>(62,850.27)</u>	<u>3,962.43</u>
Adjustments to prior year encumbrances	-	-	-	-	-	3,000.00
Other financing sources (uses)	-	-	-	-	-	-
Operating transfers in & estopped warr	-	-	-	-	-	10.50
Operating transfers out	-	-	-	-	-	-
Total other financing sources (uses)	-	-	-	-	-	10.50
Excess (deficiency) of revenues and other resources over expenditures and other financing sources (uses)	<u>(215,386.97)</u>	<u>(215,386.97)</u>	<u>(193,390.85)</u>	<u>(62,850.27)</u>	<u>(62,850.27)</u>	<u>6,972.93</u>
Fund balances, beginning of year	<u>215,386.97</u>	<u>215,386.97</u>	<u>215,386.97</u>	<u>62,850.27</u>	<u>62,850.27</u>	<u>62,850.27</u>
Fund balances, end of year	<u>-</u>	<u>-</u>	<u>21,996.12</u>	<u>-</u>	<u>-</u>	<u>69,823.20</u>

The notes to the financial statements are an integral part of this statement.

**COLCORD SCHOOL DISTRICT I-4
STATEMENT OF ASSETS, LIABILITIES AND FUND BALANCES
FIDUCIARY FUNDS-REGULATORY BASIS
JUNE 30, 2011**

	Agency Fund Activity Funds	Expendable Trust Fund	Total
ASSETS			
Cash	\$ 41,436.70	51.49	41,488.19
Investments	-	-	-
Due from other funds	-	-	-
Total assets	\$ 41,436.70	51.49	41,488.19
LIABILITIES AND FUND EQUITY			
Liabilities:			
Due to student, parent and booster activities	\$ 41,436.70	-	41,436.70
Due to administrative activities	-	-	-
Total liabilities	41,436.70	-	41,436.70
Fund balance:			
Reserved	-	51.49	51.49
Unreserved/undesignated	-	-	-
Total fund balance	-	51.49	51.49
Total liabilities and fund balances	\$ 41,436.70	51.49	41,488.19

The notes to the financial statements are an integral part of this statement.

COLCORD SCHOOL DISTRICT I-4
STATEMENT OF REVENUE COLLECTED, EXPENDITURES AND CHANGES IN FUND BALANCES
FIDUCIARY FUNDS - REGULATORY BASIS
JUNE 30, 2011

	Agency Funds	Expendable Trust Funds	Total
	Activity Fund		
REVENUE:			
Local Sources	\$ 213,952.04	1,139.05	215,091.09
Total revenue	<u>213,952.04</u>	<u>1,139.05</u>	<u>215,091.09</u>
EXPENDITURES:			
Instruction	206,243.94	1,087.56	207,331.50
Total expenditures	<u>206,243.94</u>	<u>1,087.56</u>	<u>207,331.50</u>
Excess revenue	7,708.10	51.49	7,759.59
Fund balance, beginning of year	<u>33,728.60</u>	-	<u>33,728.60</u>
Fund balance, end of year	<u>\$ 41,436.70</u>	<u>51.49</u>	<u>41,488.19</u>

The notes to the financial statements are an integral part of this statement.

COLCORD SCHOOL DISTRICT I-4
STATEMENT OF CHANGES IN ASSETS AND LIABILITIES
ACTIVITY FUNDS - REGULATORY BASIS
JUNE 30, 2011

ACTIVITIES	Balance July 1, 2010	Additions	Deletions	Balance June 30, 2011
ANNUAL FUND	\$ 1,847.98	\$ 12,047.05	\$ 13,651.69	\$ 243.34
ART	42.04	-	18.08	23.96
ATHLETIC	5,921.89	67,766.67	66,878.00	6,810.56
BAND	1,276.75	7,802.00	7,855.02	1,223.73
COSMETOLOGY	608.68	160.00	202.47	566.21
ELEM LIBRARY	2,699.60	16,987.30	14,235.59	5,451.31
ELEM VENDING	5,696.34	11,113.55	9,072.99	7,736.90
BPA	649.26	11.57	-	660.83
FFA	9,181.85	43,014.08	42,857.29	9,338.64
FCCLA	356.21	2,937.76	2,331.13	962.84
FLOWER	15.53	-	-	15.53
HS LIBRARY	380.13	14.75	-	394.88
INDIAN CLUB	265.86	-	-	265.86
JH CHEERLEADERS	1.00	-	-	1.00
OTHER	190.76	930.30	1,072.62	48.44
NEWSPAPER	29.67	-	-	29.67
QUIZ BOWL	166.77	456.70	78.00	545.47
HS CHEERLEADERS	1,314.97	8,478.68	7,309.65	2,484.00
STUDENT COUNCIL	510.70	-	-	510.70
WORKROOM	4.97	-	-	4.97
CLASS FUNDS	2,271.09	5,912.40	4,901.23	3,282.26
CONCESSION	87.22	6,868.19	6,364.90	590.51
DRAMA	56.97	-	-	56.97
LUNCH	-	29,185.04	29,185.04	-
RESOURCE FUND	152.36	266.00	230.24	188.12
	<u>\$ 33,728.60</u>	<u>\$ 213,952.04</u>	<u>\$ 206,243.94</u>	<u>\$ 41,436.70</u>

The notes to the financial statements are an integral part of this statement.

I-4 DELAWARE COUNTY
SCHEDULE OF EXPENDITURES OF FEDERAL AWARDS
JULY 1, 2010 TO JUNE 30, 2011

<u>Program</u>	<u>Federal CFDA Number</u>	<u>Expenditures</u>
<u>U.S. Department of Education</u>		
Direct Programs:		
IMPACT AID	84.041	\$ 29,012.07
<u>Passed through State Dept. of Education</u>		
Title I	84.010	198,738.09
ARRA, TI, Part A	84.389	13,610.64
T7-PART A, INDIAN ED	84.060	79,775.00
T6-SUB 2, SDE	84.358	2,145.43
ARRA, IDEA Part B, Flow Through	84.391A	54,865.09
IDEA	84.027	153,570.92
IDEA PRESCHOOL	84.173	4,562.53
ARRA, IDEA Preschool, Part B	84.392A	1,676.72
MEDICAID	93.778	26,611.02
ARRA, Education Stabilization Fund	84.394	143,485.41
REAP	84.358B	65,871.66
Education Jobs Funds	84.410	121,586.36
Sub total		<u>866,498.87</u>
<u>Passed through the Cherokee Nation of Oklahoma:</u>		
JOHNSON O'MALLEY	15.130	<u>10,012.63</u>
<u>U.S. Department of Agriculture</u>		
<u>Passed Through State Dept. of Education:</u>		
Child Nutrition Cluster:		
School Breakfast	10.553	49,772.78
National School Lunch Program:		
Cash Assistance	10.555	164,091.06
Non-cash Assistance: Commodities	10.550	15,580.83
Sub total		<u>229,444.67</u>
Total Federal Assistance Expenditures		<u>\$ 1,134,968.24</u>

Note: Basis of presentation is regulatory basis conforming with the accounting practices prescribed by the Oklahoma Department of Education and budget laws of the State of Oklahoma which is a comprehensive basis of accounting other than generally accepted accounting principles. Under this method, expenditures are recognized when an approved purchase order is issued. Commodities representing non-cash expenditures have been included in the Schedule which is an exception to the prescribed basis of accounting

There are no amounts passed to sub recipients

The notes to the financial statements are an integral part of this statement.

MICHAEL W. GREEN
Certified Public Accountant
827 West Locust Street
Stilwell, Ok. 74960
(918) 696-6298

INDEPENDENT AUDITOR'S REPORT ON INTERNAL CONTROL OVER FINANCIAL
REPORTING AND ON COMPLIANCE AND OTHER MATTERS BASED ON AN AUDIT
OF COMBINED FINANCIAL STATEMENTS PERFORMED IN ACCORDANCE WITH
GOVERNMENT AUDITING STANDARDS

To the Board of Education
Colcord Public School, I-4
Colcord, Oklahoma

We have audited the fund type and account group financial statements of Colcord Public School, I-4, Delaware County, Oklahoma (the school) as listed in the Table of Contents, as of and for the year ended June 30, 2011 and have issued my report thereon dated November 14, 2011. Our report was adverse with respect to the presentation of the financial statements in conformity with accounting principles generally accepted in the United States because the presentation followed the regulatory basis of accounting for Oklahoma school districts and did not conform to the presentation requirements for the Governmental Accounting Standards Board. Our report was qualified due to a departure related to the omission of general fixed assets with respect to the presentation of financial statements on the regulatory basis of accounting authorized by the Oklahoma State Board of Education. We conducted our audit in accordance with auditing standards generally accepted in the United States of America and the standards applicable to financial audits contained in *Government Auditing Standards*, issued by the Comptroller General of the United States.

Internal Control Over Financial Reporting

In planning and performing our audit, we considered the school's internal control over financial reporting as a basis for designing our auditing procedures for the purpose of expressing our opinions on the financial statements, but not for the purpose of expressing an opinion on the effectiveness of the school's internal control over financial reporting. Accordingly, we do not express an opinion on the effectiveness of the school's internal control over financial reporting.


A deficiency in internal control exists when the design or operation of a control does not allow management or employees, in the normal course of performing their assigned functions, to prevent, or detect and correct misstatements on a timely basis. A *material weakness* is a deficiency, or a combination of deficiencies, in internal control such that there is a reasonable possibility that a material misstatement of the entity's financial statements will not be prevented, or detected and corrected on a timely basis.

Our consideration of internal control over financial reporting was for the limited purpose described in the first paragraph of this section and would not necessarily identify all deficiencies in internal control that might be significant deficiencies or material weaknesses. We did not identify any deficiencies in internal control over financial reporting that we consider to be material weaknesses, as defined above.

Compliance and Other Matters

As part of obtaining reasonable assurance about whether the school's financial statements are free of material misstatement, we performed tests of its compliance with certain provisions of laws, regulations, contracts, and grant agreements, noncompliance with which could have a direct and material effect on the determination of financial statement amounts. However, providing an opinion on compliance with those provisions was not an objective of our audit, and accordingly, we do not express such an opinion. The results of our tests disclosed no instances of noncompliance or other matters that are required to be reported under *Government Auditing Standards*.

This report is intended for the information of the Board of Education, management and all applicable federal and state agencies and is not intended to be and should not be used by anyone other than these specified parties.



Michael Green, CPA
November 14, 2011

MICHAEL W. GREEN

Certified Public Accountant

827 West Locust Street

Stilwell, Ok. 74960

(918) 696-6298

INDEPENDENT AUDITOR'S REPORT ON COMPLIANCE WITH REQUIREMENTS
THAT COULD HAVE A DIRECT AND MATERIAL EFFECT ON EACH MAJOR
PROGRAM AND ON INTERNAL CONTROL OVER COMPLIANCE IN ACCORDANCE
WITH OMB CIRCULAR A-133

To the Board of Education
Colcord Public School, I-4
Colcord, Ok.

Compliance

We have audited Colcord Public School, I-4, Delaware County, Oklahoma's (the school) compliance with the types of compliance requirements described in the *OMB Circular A-133 Compliance Supplement* that could have a direct and material effect on each of the school's major federal programs for the year ended June 30, 2011. The school's major federal programs are identified in the summary of auditor's results section of the accompanying schedule of findings and questioned costs. Compliance with the requirements of laws, regulations, contracts, and grants applicable to each of its major federal programs is the responsibility of the school's management. Our responsibility is to express an opinion on the school's compliance based on our audit.

We conducted our audit of compliance in accordance with auditing standards generally accepted in the United States of America; the standards applicable to financial audits contained in *Government Auditing Standards*, issued by the Comptroller General of the United States; and OMB Circular A-133, *Audits of States, Local Governments, and Non-Profit Organizations*. Those standards and OMB Circular A-133 require that we plan and perform the audit to obtain reasonable assurance about whether noncompliance with the types of compliance requirements referred to above that could have a direct and material effect on a major federal program occurred. An audit includes examining, on a test basis, evidence about Colcord Public School's compliance with those requirements and performing such other procedures as we considered necessary in the circumstances. We believe that our audit provides a reasonable basis for our opinion. Our audit does not provide a legal determination on Colcord Public School's compliance with those requirements.

In our opinion, Colcord Public Schools complied, in all material respects, with the compliance requirements referred to above that could have a direct and material effect on each of its major federal programs for the year ended June 30, 2011.

Internal Control Over Compliance

The management of Colcord Public Schools is responsible for establishing and maintaining effective internal control over compliance with requirements of laws, regulations, contracts and grants applicable to federal programs. In planning and performing our audit, we considered Colcord Public School's internal control over compliance with the requirements that could have a direct and material effect on a major federal program to determine the auditing procedures for the purpose of expressing our opinion on compliance and to test and report on internal control over compliance in accordance with OMB Circular A-133, but not for the purpose of expressing an opinion on the effectiveness of internal control over compliance. Accordingly, we do not express an opinion on the effectiveness of the school's internal control over compliance.

A deficiency in internal control over compliance exists when the design or operation of a control over compliance does not allow management or employees, in the normal course of performing their assigned functions, to prevent, or detect and correct, noncompliance with a type of compliance requirement of a federal program on a timely basis. A *material weakness in internal control over compliance* is a deficiency, or combination of deficiencies, in internal control over compliance, such that there is a reasonable possibility that material noncompliance with a type of compliance requirement of a federal program will not be prevented, or detected and corrected, on a timely basis.

Our consideration of internal control over compliance was for the limited purpose described in the first paragraph of this section and was not designed to identify all deficiencies in internal control over compliance that might be deficiencies, significant deficiencies, or material weaknesses. We did not identify any deficiencies in internal control over compliance that we consider to be material weaknesses, as defined above.

This report is intended solely for the information and use of the Board of Education, State Department of Education, management, and all applicable federal and state agencies and is not intended to be and should not be used by anyone other than these specific parties



Mike Green, CPA
November 14, 2011

I-4, DELAWARE COUNTY
SCHEDULE OF FINDINGS AND QUESTIONED COSTS
JULY 1, 2010 JUNE 30, 2011

A. SUMMARY OF AUDIT RESULTS

1. The auditor's report expresses a qualified opinion with respect to the regulatory basis of accounting and an adverse opinion with respect to conformity with United States Generally Accepted Accounting Principles.
2. No significant deficiencies relating to the audit for the financial statements were disclosed during the audit.
3. No instances of noncompliance material to the financial statements were disclosed during the audit.
4. No significant deficiencies relating to the audit of the major federal award programs are reported.
5. The auditor's report on compliance for the major federal award programs expresses an unqualified opinion.
6. There were no audit findings that are required to be reported in accordance with Section 510(a) of OMB Circular A-133.
7. The programs tested as major programs included: Title I (84.010), Education Jobs Funds (84.410), AARA, Ed. Stabilization (84.394) and Flow Thru (84.027).
8. The threshold for distinguishing type A and B programs was: \$300,000.00.
9. The school did not qualify as a low risk auditee.

FINDINGS – FINANCIAL STATEMENTS AUDIT:

None

FINDINGS AND QUESTIONED COSTS – MAJOR FEDERAL AWARD PROGRAMS
AUDIT:

None

PRIOR YEAR FINDINGS AND QUESTIONED COSTS:

None

COLCORD SCHOOL DISTRICT I-4
 SCHEDULE OF FEDERAL AWARDS
 FOR THE YEAR ENDED JUNE 30, 2011

Federal CFDA Number	Receipts	Expenditures
84.041	\$ 93,386.28	\$ 29,012.07
84.010	189,949.66	198,738.09
84.389	10,207.98	13,610.64
84.060	88,841.49	79,775.00
84.358	-	2,145.43
84.391A	32,848.14	54,865.09
84.027	179,540.28	153,570.92
84.173	3,400.32	4,562.53
84.392A	679.68	1,676.72
93.778	-	26,611.02
84.394	143,524.00	143,485.41
84.358B	50,138.64	65,871.66
84.410	106,714.64	121,586.36
15.130	10,032.33	10,012.63
10.553	49,772.78	49,772.78
10.555	164,091.06	164,091.06
10.550	15,580.83	15,580.83
	\$ 1,138,708.11	\$ 1,134,968.24

Note A: Food Distribution: Nonmonetary assistance is reported in the schedule at the fair market value of the commodities received and disbursed.

Note B: This schedule was prepared on a regulatory basis of accounting consistent with the preparation of the combined financial statements, except for the nonmonetary assistance noted in Note A.

I-4, DELAWARE COUNTY
SCHEDULE OF
ACCOUNTANT'S PROFESSIONAL LIABILITY INSURANCE AFFIDAVIT
JULY 1, 2010 To JUNE 30, 2011

State of Oklahoma)
)ss
County of Adair)

The undersigned auditing firm of lawful age, being first duly sworn on oath says that said firm had in full force and effect Accountant's Professional Liability Insurance in accordance with the "Oklahoma Public School Audit Law" at the time of audit contract and during the entire audit engagement with Colcord Public School for the audit year 2010 - 11.



Michael Green, CPA


Auditing Firm

by



Authorized Agent

Subscribed and sworn to before me this 12 day of December 2011.



NOTARY PUBLIC (or CLERK or JUDGE)

COLCORD SCHOOL DISTRICT NO I-4
SCHEDULE OF STATUTORY, FIDELITY, AND HONESTY BONDS
JUNE 30, 2011

<u>Position</u>	<u>Bonded By</u>	<u>Policy Number</u>	<u>Term</u>	<u>Amount</u>
Treasurer	Ohio Casualty Co.	5057166	7-01-10/until canc.	100,000.00
Encumbrance Clerk	Western Surity Co.	6944806	1-15-10/1-15-11	25,000.00
Activity Fund Custodian	Western Surity Co.	6944806	1-15-10/1-15-11	25,000.00