

Oklahoma State University

Independent Auditor's Reports and Financial Statements

June 30, 2021 and 2020

Oklahoma State University
June 30, 2021 and 2020

Contents

Independent Auditor’s Report..... 1

Management’s Discussion and Analysis 3

Financial Statements

Oklahoma State University

Statements of Net Position 12
Statements of Revenues, Expenses, and Changes in Net Position 13
Statements of Cash Flows 15

Oklahoma State University Foundation (A component unit of Oklahoma State University)

Consolidated Statements of Financial Position 18
Consolidated Statements of Activities..... 19
Consolidated Statements of Cash Flows 21

National Center for Addiction Studies and Treatment Foundation (A component unit of Oklahoma State University)

Balance Sheet 23
Statement of Revenues, Expenses, and Changes in Net Position..... 24
Statement of Cash Flows 25

Notes to Financial Statements 26

Required Supplementary Information

Schedule of the University’s Proportionate Share of the Net Pension Liability 111
Schedule of University Contributions 112

Supplementary Information

Revenue Bond Systems Outstanding - Schedule of Revenues, Expenditures,
and Changes in Fund Balance 114
Combining Schedule of Net Position by Campus 115
Combining Schedule of Revenues, Expenses, and Changes in Net Position by Campus 117
Summary Schedule of Expenditures of Federal Awards..... 118
Notes to Summary Schedule of Expenditures of Federal Awards..... 121

Oklahoma State University

June 30, 2021 and 2020

Report on Internal Control Over Financial Reporting and on Compliance and Other Matters Based on an Audit of Financial Statements Performed in Accordance with <i>Government Auditing Standards</i> – Independent Auditor’s Report	127
Report on Compliance for Each Major Federal Program and Report on Internal Control Over Compliance – Independent Auditor’s Report.....	129
Schedule of Findings and Questioned Costs	131
Summary Schedule of Prior Audit Findings	135
Oklahoma State University Detailed Schedule of Expenditures of Federal Awards	
General University	Appendix A
Oklahoma State University Research Foundation, Inc.	Appendix B

Independent Auditor's Report

Board of Regents for the
Oklahoma Agricultural and Mechanical Colleges
Oklahoma State University
Oklahoma City, Oklahoma

Report on the Financial Statements

We have audited the accompanying financial statements of the business-type activities and the aggregate discretely presented component units of Oklahoma State University (the "University") as of and for the years ended June 30, 2021 and 2020, and the related notes to the financial statements, which collectively comprise Oklahoma State University's basic financial statements, as listed in the table of contents.

Management's Responsibility for the Financial Statements

Management is responsible for the preparation and fair presentation of these financial statements in accordance with accounting principles generally accepted in the United States of America; this includes the design, implementation, and maintenance of internal control relevant to the preparation and fair presentation of financial statements that are free from material misstatement, whether due to fraud or error.

Auditor's Responsibility

Our responsibility is to express opinions on these financial statements based on our audits. We did not audit the financial statements of Oklahoma State University Foundation (OSU Foundation), a discretely presented component unit which represents 87 percent and 100 percent of the assets, 87 percent and 100 percent of the net position/net assets, and 52 percent and 100 percent of the revenues, respectively, of the aggregate discretely presented component units for the years then ended. Those statements were audited by other auditors whose report thereon has been furnished to us, and our opinion insofar as it relates to the amounts included for the OSU Foundation, is based solely on the report of the other auditors. We conducted our audits in accordance with auditing standards generally accepted in the United States of America and the standards applicable to financial audits contained in *Government Auditing Standards* issued by the Comptroller General of the United States. Those standards require that we plan and perform the audit to obtain reasonable assurance about whether the financial statements are free from material misstatement. The financial statements of OSU Foundation and NCAST Foundation, the aggregate discretely presented component units, were not audited in accordance with *Government Auditing Standards*.

An audit involves performing procedures to obtain audit evidence about the amounts and disclosures in the financial statements. The procedures selected depend on the auditor's judgment, including the assessment of the risks of material misstatement of the financial statements, whether due to fraud or error. In making those risk assessments, the auditor considers internal control relevant to the entity's preparation and fair presentation of the financial statements in order to design audit procedures that are appropriate in the circumstances, but not for the purpose of expressing an opinion on the effectiveness of the entity's internal control. Accordingly, we express no such opinion. An audit also includes evaluating the appropriateness of accounting policies used and the reasonableness of significant accounting estimates made by management, as well as evaluating the overall presentation of the financial statements.

We believe that the audit evidence we have obtained is sufficient and appropriate to provide a basis for our audit opinions.

Opinions

In our opinion, based on our audits and the report of the other auditors, the financial statements referred to above present fairly, in all material respects, the respective financial position of the business-type activities and the aggregate discretely presented component units of Oklahoma State University as of June 30, 2021 and 2020, and the respective changes in financial position and cash flows thereof for the years then ended in accordance with accounting principles generally accepted in the United States of America.

Other Matters

Required Supplementary Information

Accounting principles generally accepted in the United States of America require that the management's discussion and analysis and pension information listed in the table of contents be presented to supplement the basic financial statements. Such information, although not part of the basic financial statements, is required by the Governmental Accounting Standards Board, who considers it to be an essential part of financial reporting for placing the basic financial statements in an appropriate operational, economic, or historical context. We have applied certain limited procedures to the required supplementary information in accordance with auditing standards generally accepted in the United States of America, which consisted of inquiries of management about the methods of preparing the information and comparing the information for consistency with management's responses to our inquiries, the basic financial statements, and other knowledge we obtained during our audits of the basic financial statements. We do not express an opinion or provide any assurance on the information because the limited procedures do not provide us with sufficient evidence to express an opinion or provide any assurance.

Other Information

Our audits were conducted for the purpose of forming opinions on the financial statements that collectively comprise the University's basic financial statements. The Revenue Bond Systems Outstanding – Schedule of Revenues, Expenditures, Changes in Fund Balance, Combining Schedules by Campus, and the schedule of expenditures of federal awards as required by Title 2 U.S. *Code of Federal Regulations Part 200, Uniform Administrative Requirements, Cost Principles, and Audit Requirements for Federal Awards*, as listed in the table of contents are presented for purposes of additional analysis and are not a required part of the basic financial statements.

This supplementary information and schedule of expenditures of federal awards are the responsibility of management and were derived from and relate directly to the underlying accounting and other records used to prepare the basic financial statements. Such information has been subjected to the auditing procedures applied in the audit of the basic financial statements and certain additional procedures, including comparing and reconciling such information directly to the underlying accounting and other records used to prepare the basic financial statements or to the basic financial statements themselves, and other additional procedures, in accordance with auditing standards generally accepted in the United States of America. In our opinion, the supplementary information is fairly stated in all material respects in relation to the financial statements as a whole.

Other Reporting Required by Government Auditing Standards

In accordance with *Government Auditing Standards*, we have also issued our report dated October 29, 2021, on our consideration of the University's internal control over financial reporting and on our tests of its compliance with certain provisions of laws, regulations, contracts and grant agreements, and other matters. The purpose of that report is solely to describe the scope of our testing of internal control over financial reporting and compliance and the results of that testing, and not to provide an opinion on the effectiveness of the University's internal control over financial reporting or on compliance. That report is an integral part of an audit performed in accordance with *Government Auditing Standards* in considering the University's internal control over financial reporting and compliance.

BKD, LLP

Oklahoma State University

Management's Discussion and Analysis

Years Ended June 30, 2021 and 2020

Overview of Financial Statements and Financial Analysis

Oklahoma State University proudly presents its financial statements for fiscal years 2021 and 2020, with comparative data presented for fiscal year 2019. In 2021, the University adopted GASB Statement No. 84, *Fiduciary Activities* and GASB Statement No. 97, *Certain Component Unit Criteria, and Accounting and Financial Reporting for Internal Revenue Code Section 457 Deferred Compensation Plans*, which revises accounting and financial reporting standards for fiduciary activities. Information for the year ended June 30, 2019, was not restated for the application of GASB Statements No. 97 and No. 84 as it was deemed impractical to do so. The emphasis of discussions concerning these statements will be for the current year. There are three financial statements presented: the Statements of Net Position; the Statements of Revenues, Expenses, and Changes in Net Position; and the Statements of Cash Flows. All dollar amounts in this discussion are presented in thousands of dollars. This discussion and analysis of the University's financial statements provides an overview of its financial activities for the year.

Statements of Net Position

The Statements of Net Position present the assets (current and noncurrent), deferred outflows of resources, liabilities (current and noncurrent), deferred inflows of resources, and net position (assets plus deferred outflows minus liabilities minus deferred inflows) as of the end of the fiscal year. The purpose of the Statements of Net Position is to present to the readers of the financial statements a fiscal snapshot of Oklahoma State University. The difference between current and noncurrent assets is discussed in the footnotes to the financial statements.

From the data presented, readers of the Statements of Net Position are able to determine the assets available to continue the operations of the institution. They are also able to determine cost of unamortized debt, and determine how much the institution owes vendors, investors, and lending institutions.

Net position is divided into three major categories. The first category, net investment in capital assets, provides the institution's equity in property, plant, and equipment owned by the institution. The next category, restricted is divided into two categories, nonexpendable and expendable. The nonexpendable restricted resources are only available for investment purposes. Expendable restricted resources are available for expenditure by the institution, but must be spent for purposes as determined by donors and/or external entities that have placed time or purpose restrictions on the use of the assets. The final category is unrestricted. Unrestricted resources are available to the institution for any lawful purpose of the institution. The following chart is a summary of the Statements of Net Position over the last three fiscal years:

	2021	2020 (As Restated)	2019
	(In Thousands)		
Assets			
Current assets	\$ 437,389	\$ 364,335	\$ 378,429
Capital assets, net of accumulated depreciation	2,040,437	1,977,836	1,857,098
Other assets	149,157	143,807	127,362
Total assets	2,626,983	2,485,978	2,362,889
Deferred Outflows of Resources	182,420	112,527	104,084
Total Assets and Deferred Outflows of Resources	2,809,403	2,598,505	2,466,973
Liabilities			
Current liabilities	154,748	132,579	138,826
Noncurrent liabilities	1,421,106	1,312,031	1,290,098
Total liabilities	1,575,854	1,444,610	1,428,924
Deferred Inflows of Resources	81,545	53,948	56,786
Net Position			
Net investment in capital assets	1,181,240	1,115,118	1,005,640
Restricted - expendable	78,736	100,878	65,817
Restricted - unexpendable	746	589	665
Unrestricted	(108,718)	(116,638)	(90,859)
Total Net Position	\$ 1,152,004	\$ 1,099,947	\$ 981,263

In fiscal year 2021, total assets of the institution increased by \$141,005 or 5.67 percent over fiscal year 2020. A review of the Statements of Net Position will reveal that there are many offsetting variances, but the increase was primarily due to increases in cash and cash equivalents of \$64,875, capital assets, net of depreciation of \$62,601, and receivables from state agencies of \$22,356. These were offset by decreases in accounts receivable, net of \$5,218 and other post employment benefits of \$2,968.

In fiscal year 2020, total assets of the institution increased by \$123,089 or 5.21 percent over fiscal year 2019. A review of the Statements of Net Position will reveal that there are many offsetting variances, but the increase was primarily due to increases in capital assets, net of depreciation of \$120,738, accounts receivable, net of \$5,735, and investments of \$5,058. These were offset by a decrease in receivables from state agencies of \$5,861.

In fiscal year 2021, capital assets, net of accumulated depreciation increased \$62,601 or 3.17 percent. This was due primarily to capital grants and gifts used to construct the OSU Discovery and parking garage and the Kerr-Edmondson buildings at the OSU Center for Health Sciences.

In fiscal year 2020, capital assets, net of accumulated depreciation increased \$120,738 or 6.50 percent. This was due primarily to capital grants and gifts used for the O'Brate Baseball Stadium and the Neal Patterson Soccer Stadium.

In fiscal year 2021, deferred outflows of resources increased by \$69,893 over fiscal year 2020. This was due primarily to an increase to deferred costs on pension programs of \$59,523, debt refunding of \$6,359, and other postemployment benefits of \$3,988. In fiscal year 2020, deferred outflows of resources increased by \$8,443 over fiscal year 2019. This was due primarily to an increase to deferred costs on debt refunding of \$14,878, but offset by a decrease in the deferred costs on pension programs of \$7,036.

In fiscal year 2021, total liabilities for the year increased by \$131,244 or 9.09 percent over fiscal year 2020. The increase was primarily due to increases in the pension liability of \$75,390 and accounts payable of \$23,351. There was also an increase in revenue bonds and lease obligations of \$21,776. This is primarily due to an increase in revenue bonds payable of \$165,455 and revenue bonds premium payable of \$12,886, offset by a decrease in the ODFA master lease program of \$156,634 due to refunding in fiscal year 2021.

In fiscal year 2020, total liabilities for the year increased by \$15,686 or 1.10 percent over fiscal year 2019. The increase was primarily due to increases in the pension liability of \$7,378 and unearned revenue of \$4,325. These were offset by a decrease in accounts payable of \$6,990. There was also an increase in revenue bonds and lease obligations of \$18,594. This is primarily due to an increase in revenue bonds payable of \$32,440 and revenue bonds premium payable of \$29,071, offset by a decrease in the ODFA master lease program of \$38,934 due to refunding in fiscal year 2020.

In fiscal year 2021, deferred inflows of resources increased by \$27,597 over fiscal year 2020. This was due to an increase in deferred inflows for pension liabilities of \$28,093. In fiscal year 2020, deferred inflows of resources decreased by \$2,838 over fiscal year 2019. This was due to decreases in deferred inflows for pension liabilities, other postemployment benefits, and debt refunding.

In fiscal year 2021, net position increased \$52,057 while in fiscal year 2020, net position increased \$116,262.

Bonds and Capital Lease Obligations

In fiscal year 2021, bonds were issued in the principal amount of \$179,460 and a premium of \$16,094. These bond proceeds were used to refund certain outstanding bonds, make capital improvements, and pay the purchase price under certain capital lease obligations.

In fiscal year 2020, bonds were issued in the principal amount of \$271,755 and a premium of \$35,168. These bond proceeds were used to refund certain outstanding bonds, make capital improvements, and pay the purchase price under certain capital lease obligations.

Statements of Revenues, Expenses, and Changes in Net Position

While the fiscal years 2020 and 2021 comparisons are important indicators of activity during the year under audit, it is important to look at some of the operating and nonoperating categories over time. One of the important measures of an institution's fiscal stability is how operating revenues compare to operating expenses. Public institutions will normally not have an excess of operating revenues over operating expenses because state appropriations and federal and some state student grants are considered nonoperating revenues under generally accepted accounting principles in the United States of America.

The following table summarizes the revenues, expenses, and changes in net position for Oklahoma State University over the last three years:

	2021	2020 (As Restated)	2019
	(In Thousands)		
Operating revenues	\$ 863,029	\$ 844,994	\$ 904,057
Operating expenses	<u>1,194,715</u>	<u>1,173,447</u>	<u>1,134,314</u>
Operating loss	(331,686)	(328,453)	(230,257)
Nonoperating net revenues	<u>288,192</u>	<u>309,099</u>	<u>279,734</u>
Income (loss) before other revenues, expenses, gains, and losses	(43,494)	(19,354)	49,477
Other revenues, expenses, gains, and losses	<u>95,551</u>	<u>135,616</u>	<u>46,486</u>
Net increase in net position	<u>\$ 52,057</u>	<u>\$ 116,262</u>	<u>\$ 95,963</u>

Operating revenues of \$863,029 in fiscal year 2021 reflect an increase of \$18,035 or 2.13 percent when compared to fiscal year 2020. The increase came primarily from an increase in other operating revenues of \$27,617 offset by decreases in grants and contracts and federal appropriations of \$7,171 and auxiliary enterprises of \$9,454.

Operating revenues of \$844,944 in fiscal year 2020 reflect a decrease of \$59,063 or 6.53 percent when compared to fiscal year 2019. The decrease came primarily from decreases in auxiliary enterprises of \$72,598 offset by increases in grants and contracts and federal appropriations of \$2,937.

The following table summarizes the operating revenues of Oklahoma State University for the last three years:

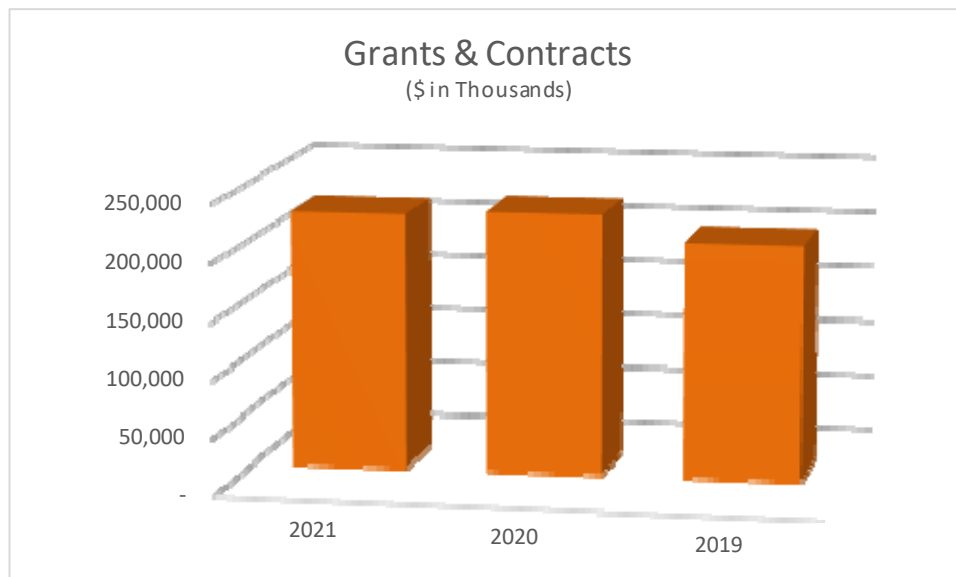
	2021	2020 (As Restated)	2019
	(In Thousands)		
Tuition and fees, net of scholarship allowances	\$ 306,369	\$ 303,232	\$ 297,206
Grants and contracts and federal appropriations	153,772	160,943	158,006
Sales and services of educational departments	69,835	65,943	53,389
Auxiliary enterprises charges	285,400	294,854	367,452
Interest earned on loans to students	250	236	255
Other operating revenues	<u>47,403</u>	<u>19,786</u>	<u>27,749</u>
Total Operating Revenues	<u>\$ 863,029</u>	<u>\$ 844,994</u>	<u>\$ 904,057</u>

Operating expenses of \$1,194,715 in fiscal year 2021 reflect an increase of \$21,268 or 1.81 percent when compared to fiscal year 2020. The increase was primarily due to the increase in compensation and employee benefits of \$42,254, offset by a decrease in other operating expenses of \$18,720 and contractual services of \$12,710.

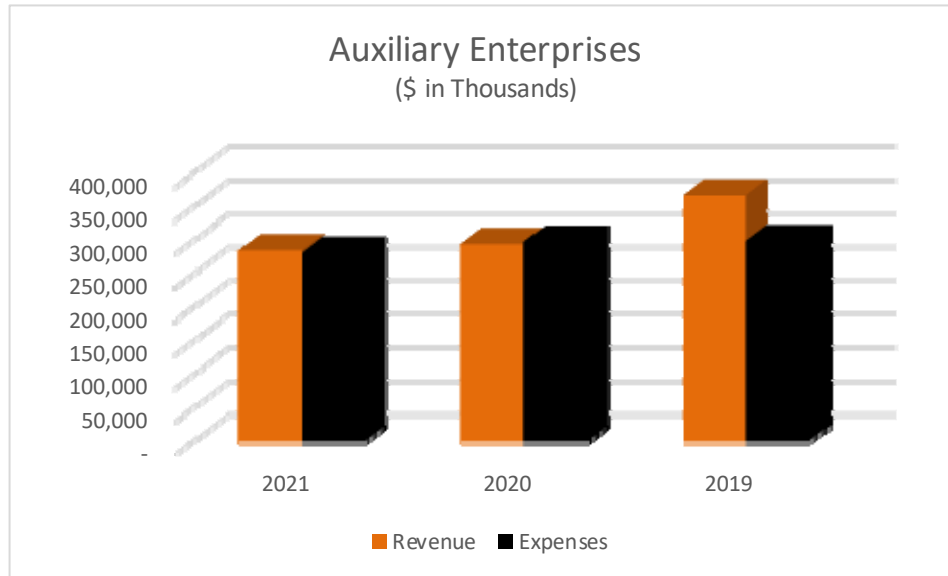
Operating expenses of \$1,173,447 in fiscal year 2020 reflect an increase of \$39,133 or 3.45 percent when compared to fiscal year 2019. The increase was primarily due to the increase in compensation and employee benefits of \$25,190 and scholarships and fellowships of \$12,659.

	2021	2020 <i>(As Restated)</i>	2019
	(In Thousands)		
Compensation and employee benefits	\$ 683,822	\$ 641,568	\$ 616,378
Contractual services	210,019	222,729	226,383
Supplies and materials	52,730	46,566	51,662
Utilities	35,191	33,283	33,261
Communication	4,962	4,700	5,270
Other operating expenses	55,326	74,046	69,583
Scholarships and fellowships	60,304	63,772	51,113
Depreciation expense	92,361	86,783	80,664
Total Operating Expenses	\$ 1,194,715	\$ 1,173,447	\$ 1,134,314

To alleviate the gap between operating revenues and operating expenses, tuition and fees, grants and contracts, and auxiliary enterprise revenues must increase in amounts greater than increases in operating expenses. Of particular interest is the relationship of state appropriations when compared to tuition and fees over the past three years. State appropriations and tuition and fees are essential components of the revenue projections of the University. While state appropriations have decreased 0.33 percent in that time period, tuition and fees revenues have increased 3.08 percent. It should be noted that scholarship discount and allowance increased by \$8,170 (6.66 percent) during that same time period.



Other important contributors to revenues are both operating and nonoperating grants and contracts. Over the past three fiscal years total grants and contracts have increased by \$20,296 or 9.42 percent.



Auxiliary Enterprises (Residential Life, Student Union, Bookstore, Health, Physical Education and Recreation, Athletics, University Health Services, Fire Protection Publications, etc.) have contributed positively to the Operating Revenues over time. Since fiscal year 2019, auxiliaries have experienced a revenue decrease of \$82,052 or 22.33 percent and expenses have decreased \$17,662 or 5.90 percent. For fiscal year 2021, auxiliaries have shown a net operating income of \$3,531.

Nonoperating net revenues of \$288,192 in fiscal year 2021 decreased \$20,907 or 6.76 percent when compared to fiscal year 2020. Nonoperating net revenues of \$309,099 in fiscal year 2020 increased \$29,365 or 10.50 percent when compared to fiscal year 2019. The following table summarizes the nonoperating revenues and expenses for Oklahoma State University for the last three years:

	2021	2020	2019
	(In Thousands)		
State appropriations	\$ 191,446	\$ 199,280	\$ 192,082
On-behalf payments for OTRS	15,937	17,530	21,698
Federal and state grants and contracts	82,000	77,159	57,470
Gifts	31,326	40,115	39,145
Investment income	2,481	7,078	6,612
Interest expense	(34,998)	(32,063)	(37,273)
Net Nonoperating Revenues	\$ 288,192	\$ 309,099	\$ 279,734

Other revenues, expenses, gains, and losses of \$95,551 in fiscal year 2021 decreased \$40,065 or 29.54 percent when compared to fiscal year 2020. Other revenues, expenses, gains, and losses of \$135,616 in fiscal year 2020 increased \$89,130 or 191.74 percent when compared to fiscal year 2019.

The following table summarizes the other revenues, expenses, gains, and losses of Oklahoma State University for the last three years:

	2021	2020	2019
	(In Thousands)		
Capital from grants, gifts, and affiliates	\$ 78,671	\$ 103,167	\$ 26,923
State appropriations restricted for capital	4,743	3,271	844
On-behalf payments for OCIA capital leases	4,228	2,695	4,726
State school land funds	7,662	7,786	7,913
Additions to permanent endowments	1	4	1
Loss on disposal of capital assets	(16,268)	(3,831)	(2,806)
Other additions, net	16,514	22,524	8,885
Total Other Revenues, Expenses, Gains, and Losses	\$ 95,551	\$ 135,616	\$ 46,486

Statements of Cash Flows

The final statement presented by Oklahoma State University is the Statement of Cash Flows. The Statements of Cash Flows present detailed information about the cash activity of the institution during the year. The statement is divided into five sections.

The first section deals with operating cash flows and shows the net cash used by the operating activities of the institution. The second section reflects cash flows from noncapital financing activities. This section reflects the cash received and spent for nonoperating, noninvesting, and noncapital financing purposes. The third section reflects the cash flows from investing activities and shows the purchases, proceeds, and interest received from investing activities. The fourth section deals with cash flows from capital and related financing activities. This section deals with the cash used for the acquisition and construction of capital and related items. The fifth section reconciles the net cash used to the operating income or loss reflected on the Statement of Revenues, Expenses, and Changes in Net Position.

	2021	2020	2019
	(as Restated)		
	(In Thousands)		
Cash provided by (used in)			
Operating activities	\$ (149,524)	\$ (215,343)	\$ (117,603)
Noncapital financing activities	308,819	313,707	287,995
Investing activities	1,230	2,190	(985)
Capital and related financing activities	(95,650)	(101,410)	(129,062)
Net change in cash and cash equivalents	64,875	(856)	40,345
Cash and cash equivalents, beginning of year	263,505	264,361	224,016
Cash and cash equivalents, end of year	\$ 328,380	\$ 263,505	\$ 264,361

In fiscal year 2021, the cash and cash equivalents, end of year, increased by \$64,875 or 24.62 percent. The difference in net change in cash and cash equivalents from fiscal year 2020 to fiscal year 2021 was an increase of \$65,731. This net increase was generated by increases in operating activities of \$65,819 and capital and related financing activities of \$5,760. This was offset by decreases in noncapital financing activities of \$4,888, and investing activities of \$960.

In fiscal year 2020, the cash and cash equivalents, end of year, decreased by \$856 or 0.32 percent. The difference in net change in cash and cash equivalents from fiscal year 2019 to fiscal year 2020 was a decrease of \$41,201. This net decrease was generated by a decrease in operating activities of \$97,740. This was offset by increases in capital and related financing activities of \$27,652, noncapital financing activities of \$25,712, and investing activities of \$3,175.

Determining Whether Certain Organizations Are Component Units

The Governmental Accounting Standards Board (GASB) published GASB Statement No. 39, *Determining Whether Certain Organizations Are Component Units*, which became effective in fiscal year 2004 and requires universities to include in their financial statements component unit financial information. Oklahoma State University has determined that the Oklahoma State University Foundation and the National Center for Addiction and Studies Treatment Foundation meet the necessary criteria for inclusion. The inclusion of these statements should not be interpreted that Oklahoma State University has access to the resources contained therein.

The financial statements include the accounts of the Oklahoma State University Research Foundation, Inc. (OSURF), collectively referred to as the “University.” OSURF was formed in 1967 as a nonprofit corporation to engage in research, extension, and academic contractual arrangements for the benefit and advancement of the General University. OSURF receives and administers funds from federal and state organizations and from private sources for the purpose of carrying out the educational and research programs of the General University. OSURF is governed by a Board of Directors comprised primarily of management of the General University. In addition, General University employees and facilities are used for virtually all activities of OSURF. Accordingly, OSURF has been reported as a blended component unit in the financial statements.

Economic Outlook

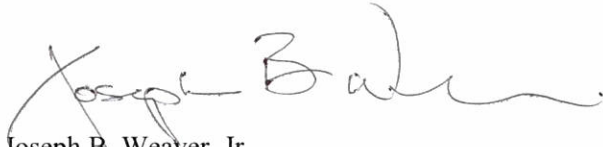
The State of Oklahoma’s overall budget increase for appropriations for fiscal year 2022 was 7.62 percent. The Legislature increased budgets for most agencies and the total Education budget was increased by 5.52 percent. The Oklahoma State Regents for Higher Education (OSRHE) received a 5.5 percent increase which was passed down to support the institutions that report to the OSRHE.

The priority for the fiscal year 2022 allocation addressed workforce development initiatives including Oklahoma’s Engineering Initiative, Nursing Initiative, Teacher’s Education Initiative, and the Workforce Micro-credentials and Rapid Re-employment Strategies by allocating them \$21.4M.

The Concurrent Enrollment Waivers appropriation was fully restored to allow for 100 percent reimbursement of total eligible waivers for high school seniors provided in fiscal year 2021. There was also an allocation given for some high school juniors. National Guard Waiver reimbursements increased by 143.8 percent which will provide institutional reimbursements of 100 percent of eligible waivers awarded in the 2020-21 academic year. Funding for OK Promise in the amount of \$65.4M will be received in fiscal year 2022. The Section 13 Offset Program was increased by 31.96 percent and \$10.4M was allocated to service a bond issuance to fulfill the state match commitment for the Endowed Chairs program.

“We continue to beat financial estimates coming out of the COVID-19 pandemic,” said Chief Operating Officer and OMES Director Steven Harpe. “Unemployment is at its lowest since the start of the pandemic economic downturn. And we’re beginning to see natural gas market recovery reflected in gross production collections, making a very positive impact.”

The University, with its strong leadership, continues to develop plans to reduce costs while protecting the educational experience of our students.



Joseph B. Weaver, Jr.
Senior Vice President for Administration
and Finance



Tamera Eck, CPA
Associate Vice President for
Administration and Finance

Oklahoma State University
Statements of Net Position
June 30, 2021 and 2020

Assets

	2021	2020 <i>(As Restated)</i>
	(In Thousands)	
Current Assets		
Cash and cash equivalents	\$ 212,657	\$ 134,033
Accounts receivable, net	107,985	114,262
Investments	106,189	105,002
Interest receivable	193	284
Current portion of student loans receivable, net	943	1,110
Inventories	9,422	9,644
	437,389	364,335
Noncurrent Assets		
Cash and cash equivalents	115,723	129,472
Accounts receivable, net	1,091	32
Investments	1,044	889
Receivables from state agencies	22,356	-
Loans to students, net	8,483	9,986
Other postemployment benefits	460	3,428
Capital assets, net of accumulated depreciation	2,040,437	1,977,836
	2,189,594	2,121,643
Total noncurrent assets	2,189,594	2,121,643
Total assets	2,626,983	2,485,978
Deferred Outflows of Resources		
Debt refunding	22,828	16,469
Pension related	148,257	88,734
Other postemployment benefits related	11,053	7,065
Other	282	259
	182,420	112,527
Total deferred outflows of resources	182,420	112,527

	2021	2020 <i>(As Restated)</i>
	(In Thousands)	
Liabilities		
Current Liabilities		
Accounts payable	\$ 70,589	\$ 50,539
Unearned revenue	41,103	39,809
Student and other deposits	222	176
Accrued compensated absences	11,695	13,061
Accrued workers' compensation claims	1,855	1,630
Current portion of revenue bonds and lease obligations	29,284	27,364
Total current liabilities	<u>154,748</u>	<u>132,579</u>
Noncurrent Liabilities		
Accrued compensated absences	25,329	18,678
Landfill closure and postclosure costs	2,937	2,937
Accrued workers' compensation claims	3,128	3,118
Student deposits	668	526
Revenue bonds payable	660,335	494,880
Revenue bonds premium payable	57,766	44,880
Accounts payable for noncurrent assets	7,911	4,610
Accrued interest payable	8,126	5,409
Federal loan program contribution payable	8,608	10,104
Pension liability	448,408	373,018
Other postemployment benefits	18,029	15,548
Asset retirement obligation	555	532
OCIA capital lease obligation	55,608	57,392
ODFA master lease program	122,647	279,281
Obligations under other capital leases	1,051	1,118
Total noncurrent liabilities	<u>1,421,106</u>	<u>1,312,031</u>
Total liabilities	<u>1,575,854</u>	<u>1,444,610</u>
Deferred Inflows of Resources		
Debt refunding	3,818	4,137
Pension related	76,140	48,047
Other postemployment benefits related	1,587	1,764
Total deferred inflows of resources	<u>81,545</u>	<u>53,948</u>
Net Position		
Net investment in capital assets	1,181,240	1,115,118
Restricted for		
Nonexpendable	746	589
Expendable		
Scholarships, research, instruction, and other	-	6,557
Loans	3,963	4,573
Capital projects	71,256	84,972
Debt service	3,517	4,776
Unrestricted	<u>(108,718)</u>	<u>(116,638)</u>
Total net position	<u>\$ 1,152,004</u>	<u>\$ 1,099,947</u>

Oklahoma State University
Statements of Revenues, Expenses, and Changes in Net Position
Years Ended June 30, 2021 and 2020

	2021	2020
	(As Restated)	
	(In Thousands)	
Operating Revenues		
Tuition and fees, net of scholarship allowances of \$130,916 in 2021 and \$119,633 in 2020	\$ 306,369	\$ 303,232
Federal appropriations	13,051	11,446
Federal grants and contracts	90,588	98,981
State and local grants and contracts	16,037	17,141
Nongovernmental grants and contracts	34,096	33,375
Sales and services of educational departments	69,835	65,943
Auxiliary enterprises charges		
Residential life, net of scholarship allowances of \$2,975 in 2021 and \$2,291 in 2020	31,675	33,262
Student union services, including bookstore sales; revenues totaling \$16,982 in 2021 and \$18,442 in 2020 are used as security for 2002 and 2004 Student Union Revenue Bonds and 2004 Okmulgee Student Fee Revenue Bonds	35,207	38,658
Recreation and wellness services	3,411	3,905
Athletics, net of scholarship allowance of \$3,215 in 2021 and \$3,048 in 2020	42,031	59,813
University health services	109,346	99,466
Fire protection publications	10,623	9,648
Other auxiliary revenue	53,107	50,102
Interest earned on loans to students	250	236
Other operating revenues	47,403	19,786
	863,029	844,994
Operating Expenses		
Compensation and employee benefits	683,822	641,568
Contractual services	210,019	222,729
Supplies and materials	52,730	46,566
Utilities	35,191	33,283
Communications	4,962	4,700
Other operating expenses	55,326	74,046
Scholarships and fellowships	60,304	63,772
Depreciation expense	92,361	86,783
	1,194,715	1,173,447
	(331,686)	(328,453)

Oklahoma State University
Statements of Revenues, Expenses, and Changes in Net Position
Years Ended June 30, 2021 and 2020

	2021	2020 <i>(As Restated)</i>
	(In Thousands)	
Nonoperating Revenues (Expenses)		
State appropriations	\$ 191,446	\$ 199,280
On-behalf payments for OTRS	15,937	17,530
Federal and state grants and contracts	82,000	77,159
Gifts, including \$9,277 in 2021 and \$18,527 in 2020 used as security on the 2003 and 2004 Athletic Facilities		
Revenue Bonds	31,326	40,115
Investment income, net	2,481	7,078
Interest expense	(34,998)	(32,063)
Net nonoperating revenues	288,192	309,099
Loss before other revenues, expenses, gains, or losses	(43,494)	(19,354)
Capital from grants, gifts, and affiliates	78,671	103,167
State appropriations restricted for capital purposes	4,743	3,271
On-behalf payments for OCIA capital leases	4,228	2,695
State school land funds	7,662	7,786
Additions to permanent endowments	1	4
Loss on disposal of fixed assets	(16,268)	(3,831)
Other additions, net	16,514	22,524
Increase in net position	52,057	116,262
Net Position		
Net position - beginning of year, as previously reported	1,099,947	981,263
Cumulative effect of adopting GASB 84	-	2,422
Net position - beginning of year, as restated	1,099,947	983,685
Net position - end of year	\$ 1,152,004	\$ 1,099,947

Oklahoma State University
Statements of Cash Flows
Years Ended June 30, 2021 and 2020

	2021	2020 <i>(As Restated)</i>
	(In Thousands)	
Operating Activities		
Tuition and fees	\$ 308,363	\$ 300,564
Grants and contracts	143,095	149,570
Sales and services of educational activities	69,835	65,943
Auxiliary enterprise charges		
Residential life	32,253	35,828
Student union services	35,698	38,054
Recreation and wellness services	3,391	3,955
Athletics	50,256	49,762
Interest earned on loans to students	250	236
Other operating revenues	220,858	197,654
Payments to employees for salaries and benefits	(616,825)	(610,773)
Payments to suppliers	(399,333)	(447,649)
Loans issued to students	(137)	(241)
Collection of loans to students	2,772	1,754
	<u>(149,524)</u>	<u>(215,343)</u>
Noncapital Financing Activities		
State appropriations	191,446	199,280
Federal and state grants and contracts	82,000	77,159
Gifts received for other than capital purposes	35,373	37,268
Direct lending receipts	163,098	165,367
Direct lending payments	(163,098)	(165,367)
	<u>308,819</u>	<u>313,707</u>
Investing Activities		
Purchases of investments	(698)	(608)
Proceeds from sales of investments	491	1,108
Interest received on investments	1,437	1,690
	<u>1,230</u>	<u>2,190</u>

Oklahoma State University
Statements of Cash Flows
Years Ended June 30, 2021 and 2020

	2021	2020 <i>(As Restated)</i>
	(In Thousands)	
Capital and Related Financing Activities		
Cash paid for capital assets	\$ (101,172)	\$ (117,974)
Capital appropriations received	4,743	3,271
Capital from grants, gifts, and affiliates received	11,914	5,247
State school land funds	7,662	7,786
Proceeds of capital debt	15,170	32,351
Proceeds from bond/lease refunding	197,654	265,328
Repayments of capital debt and leases	(17,804)	(20,204)
Payments on bond/lease refunding	(200,542)	(268,094)
Interest paid on capital debt and leases	(29,789)	(31,626)
Asset retirement obligation	-	(19)
Other sources	16,514	22,524
	<u>(95,650)</u>	<u>(101,410)</u>
Net cash used in capital and related financing activities		
	<u>64,875</u>	<u>(856)</u>
Increase (Decrease) in Cash and Cash Equivalents		
Cash and Cash Equivalents, Beginning of Year	<u>263,505</u>	<u>264,361</u>
Cash and Cash Equivalents, End of Year	<u>\$ 328,380</u>	<u>\$ 263,505</u>
Reconciliation of Cash and Cash Equivalents to the Statements of Net Position		
Cash and cash equivalents, current	\$ 212,657	\$ 134,033
Cash and cash equivalents, noncurrent	115,723	129,472
	<u>\$ 328,380</u>	<u>\$ 263,505</u>
Total cash and cash equivalents		

Oklahoma State University
Statements of Cash Flows
Years Ended June 30, 2021 and 2020

	2021	2020
	(In Thousands)	(As Restated)
Reconciliation of Operating Loss to Net		
Cash Used in Operating Activities		
Operating loss	\$ (331,686)	\$ (328,453)
Adjustments to reconcile operating loss to net cash used in operating activities		
Depreciation expense	92,361	86,783
On-behalf payments for OTRS	15,937	17,530
Changes in assets and liabilities		
Accounts receivable	1,172	(2,884)
Inventories	222	(313)
Accounts payable and accrued expenses	20,285	(933)
Pension liability	75,390	7,378
Other postemployment benefits	5,449	1,920
Federal loan program contributions payable	(1,496)	(2,199)
Deferred inflows of resources	27,915	(2,520)
Deferred outflows of resources	(63,510)	6,491
Unearned revenue	1,294	4,325
Student and other deposits	188	(2,789)
Accrued compensated absences	5,285	(1,148)
Loans to students	1,670	1,469
	\$ (149,524)	\$ (215,343)
Net Cash Used in Operating Activities		
Noncash Investing, Noncapital Financing, and Capital and Related Financing Transactions		
Fixed assets acquired by gifts from affiliates	\$ 66,757	\$ 97,920
Change in accounts payable for capital assets	\$ 3,301	\$ (4,542)
Change in accounts receivable related to private gifts	\$ 4,046	\$ 2,851
Change in receivable from state agency affecting proceeds of capital debt	\$ (22,356)	\$ 5,861
Loss on refunding of debt	\$ 6,586	\$ 15,105
Interest on capital debt paid by state agency on behalf of University, net	\$ 2,584	\$ 2,665
Principal on capital debt paid by state agency on behalf of University	\$ 1,644	\$ 30

Oklahoma State University Foundation

Oklahoma State University Foundation
Consolidated Statements of Financial Position
June 30, 2021 and 2020

Assets

	2021	2020
Assets		
Cash and cash equivalents	\$ 7,305,433	\$ 11,202,484
Short-term investments	53,454,005	65,777,891
Interest and other receivables	1,934,767	2,195,693
Contributions receivable, net	111,633,804	112,281,786
Notes receivable	3,800,790	5,904,051
Other property investments	4,250,373	5,327,292
Investments	1,177,177,730	945,325,525
Property and equipment, net	19,066,412	17,646,038
Beneficial interests in trusts	27,662,850	12,698,686
Other assets	3,472,174	3,338,472
	\$ 1,409,758,338	\$ 1,181,697,918

Liabilities and Net Assets

Liabilities		
Oklahoma State University support payable	\$ 2,395,486	\$ 2,551,509
Accounts payable and accrued liabilities	3,146,894	2,213,382
Funds held on behalf of Oklahoma State University	8,319,914	7,051,380
Funds held on behalf of Cowboy Athletics	1,162,377	1,177,938
Unearned revenue	20,000	15,000
Line of credit	2,011,000	23,705,000
Obligations under split-interest agreements	13,423,232	11,741,106
Notes payable	36,225,257	14,431,143
	66,704,160	62,886,458
Net Assets		
Without donor restrictions	454,704,751	388,654,006
With donor restrictions	888,349,427	730,157,454
	1,343,054,178	1,118,811,460
Total net assets	1,343,054,178	1,118,811,460
Total liabilities and net assets	\$ 1,409,758,338	\$ 1,181,697,918

Oklahoma State University Foundation
Consolidated Statements of Activities
Years Ended June 30, 2021 and 2020

	2021		2020	
	Without Donor Restrictions	With Donor Restrictions	Total	Total
Revenues, Gains, and Support				
Contributions				
Cash	\$ 39,158,735	\$ 12,412,647	\$ 51,571,382	\$ 55,985,970
Securities	592,752	16,476,758	17,069,510	4,529,143
Land, goods, services, and other	4,538,242	128,000	4,666,242	2,688,200
Promises to give	569,520	35,342,169	35,911,689	38,393,440
Total contributions	<u>44,859,249</u>	<u>64,359,574</u>	<u>109,218,823</u>	<u>101,596,753</u>
Provisions for uncollectible pledges	-	(5,000,608)	(5,000,608)	(796,915)
Net investment returns	74,237,285	155,727,369	229,964,654	78,921,584
Contract support services	2,958,930	-	2,958,930	3,049,279
Net gains on disposals of property and equipment and other property investments	920	7,000	7,920	5,025,392
Management fee income (loss)	10,824,578	(10,761,434)	63,144	184,873
Change in value of split-interest agreements	1,302,670	205,172	1,507,842	2,114,254
Other income (loss)	(3,984,584)	(825)	(3,985,409)	2,246,273
Reclassifications - donor directed	390,802	(390,802)	-	-
Net assets released from restrictions	45,953,473	(45,953,473)	-	-
Total revenues, gains, and support	<u>176,543,323</u>	<u>158,191,973</u>	<u>334,735,296</u>	<u>192,341,493</u>
Expenses				
Program services				
Intercollegiate athletics	19,747,074	-	19,747,074	12,806,985
Cowboy Athletics	4,149,861	-	4,149,861	31,405,728
Library	466,017	-	466,017	579,361
Research	527,640	-	527,640	1,267,599
General University support	22,772,891	-	22,772,891	18,459,493
Awards and scholarships	18,996,477	-	18,996,477	18,033,075
Endowed faculty and lectureship programs	5,327,971	-	5,327,971	7,090,457
Facilities and equipment	12,976,988	-	12,976,988	8,613,610
Total program services	<u>84,964,919</u>	<u>-</u>	<u>84,964,919</u>	<u>98,256,308</u>
Management and general	9,101,736	-	9,101,736	8,469,720
Fundraising	16,265,923	-	16,265,923	15,287,077
Charitable legacy distributions	160,000	-	160,000	835,000
Total expenses	<u>110,492,578</u>	<u>-</u>	<u>110,492,578</u>	<u>122,848,105</u>
Change in Net Assets	66,050,745	158,191,973	224,242,718	69,493,388
Net Assets, Beginning of Year	<u>388,654,006</u>	<u>730,157,454</u>	<u>1,118,811,460</u>	<u>1,049,318,072</u>
Net Assets, End of Year	<u>\$ 454,704,751</u>	<u>\$ 888,349,427</u>	<u>\$ 1,343,054,178</u>	<u>\$ 1,118,811,460</u>

Oklahoma State University Foundation
Consolidated Statements of Activities
Years Ended June 30, 2021 and 2020

	Without Donor Restrictions	2020 With Donor Restrictions	Total
Revenues, Gains, and Support			
Contributions			
Cash	\$ 39,313,392	\$ 16,672,578	\$ 55,985,970
Securities	1,315,029	3,214,114	4,529,143
Land, goods, services, and other	2,688,200	-	2,688,200
Promises to give	-	38,393,440	38,393,440
Total contributions	<u>43,316,621</u>	<u>58,280,132</u>	<u>101,596,753</u>
Provisions for uncollectible pledges	-	(796,915)	(796,915)
Net investment returns	37,830,025	41,091,559	78,921,584
Contract support services	3,049,279	-	3,049,279
Net gains on disposals of property and equipment and other property investments	4,987,087	38,305	5,025,392
Management fee income (loss)	10,078,692	(9,893,819)	184,873
Change in value of split-interest agreements	(283,000)	2,397,254	2,114,254
Other income (loss)	2,280,049	(33,776)	2,246,273
Reclassifications - donor directed	249,722	(249,722)	-
Net assets released from restrictions	48,113,021	(48,113,021)	-
Total revenues, gains, and support	<u>149,621,496</u>	<u>42,719,997</u>	<u>192,341,493</u>
Expenses			
Program services			
Intercollegiate athletics	12,806,985	-	12,806,985
Cowboy Athletics	31,405,728	-	31,405,728
Library	579,361	-	579,361
Research	1,267,599	-	1,267,599
General University support	18,459,493	-	18,459,493
Awards and scholarships	18,033,075	-	18,033,075
Endowed faculty and lectureship programs	7,090,457	-	7,090,457
Facilities and equipment	8,613,610	-	8,613,610
Total program services	<u>98,256,308</u>	<u>-</u>	<u>98,256,308</u>
Management and general	8,469,720	-	8,469,720
Fundraising	15,287,077	-	15,287,077
Charitable legacy distributions	835,000	-	835,000
Total expenses	<u>122,848,105</u>	<u>-</u>	<u>122,848,105</u>
Change in Net Assets	26,773,391	42,719,997	69,493,388
Net Assets, Beginning of Year	<u>361,880,615</u>	<u>687,437,457</u>	<u>1,049,318,072</u>
Net Assets, End of Year	<u>\$ 388,654,006</u>	<u>\$ 730,157,454</u>	<u>\$ 1,118,811,460</u>

Oklahoma State University Foundation
Consolidated Statements of Cash Flows
Years Ended June 30, 2021 and 2020

	2021	2020
Cash Flow From Operating Activities		
Change in net assets	\$ 224,242,718	\$ 69,493,388
Adjustments to reconcile change in net assets to net cash provided by (used in) operating activities		
Net investment gains	(223,667,135)	(72,365,434)
Change in value of split-interest agreements	(1,507,842)	(2,114,254)
Net (gains) losses on disposals of property and equipment and other property investments	(7,920)	12,914
Contributions restricted for long-term investment, cash	(10,180,964)	(12,126,146)
Contributions restricted for long-term investment, securities	(14,959,258)	(900,959)
Noncash distributions	3,139,373	-
Noncash contributions	(21,324,973)	(7,426,771)
Proceeds from sales of donated financial assets	(1,289,797)	2,002,609
Depreciation expense	846,385	855,387
Change in discount on contributions receivable	(3,861,906)	33,031,398
Provision for uncollectible pledges	5,000,608	796,915
Changes in operating assets and liabilities		
Contributions receivable, net	(490,720)	(45,335,473)
Interest and other receivables	260,926	1,283,345
Notes receivable	2,103,261	1,820,518
Other assets	(133,702)	(118,325)
Oklahoma State University support payable	(156,023)	(2,221,075)
Accounts payable and accrued liabilities	933,512	(674,099)
Funds held on behalf of Oklahoma State University	1,268,534	230,308
Funds held on behalf of Cowboy Athletics	(15,561)	1,177,938
Funds held on behalf of Oklahoma State University Alumni Association	-	(16,078,786)
Funds held on behalf of Foundation for the McKnight Center for the Performing Arts	-	(10,032,101)
Obligations under split-interest agreements	2,596,320	1,735,422
Unearned revenue	5,000	-
	(37,199,164)	(56,953,281)
Cash Flows From Investing Activities		
Purchases of investments	(462,085,334)	(510,604,416)
Proceeds from sales and maturities of investments	470,212,950	575,867,995
Proceeds from sale of other property investments	135,000	33,178
Purchases of property and equipment	(200,839)	(376,209)
	8,061,777	64,920,548

Oklahoma State University Foundation
Consolidated Statements of Cash Flows
Years Ended June 30, 2021 and 2020

	<u>2021</u>	<u>2020</u>
Cash Flows From Financing Activities		
Contributions restricted for long-term investment	\$ 25,140,222	\$ 13,027,105
Proceeds from line of credit	3,306,000	21,335,000
Repayments of line of credit	-	(35,000,000)
Repayments of notes payable	<u>(3,205,886)</u>	<u>(2,159,365)</u>
Net cash provided by (used in) financing activities	<u>25,240,336</u>	<u>(2,797,260)</u>
Net Change in Cash and Cash Equivalents	(3,897,051)	5,170,007
Cash and Cash Equivalents at Beginning of Year	<u>11,202,484</u>	<u>6,032,477</u>
Cash and Cash Equivalents at End of Year	<u>\$ 7,305,433</u>	<u>\$ 11,202,484</u>
Supplemental Disclosure of Cash Flow Information		
Interest paid	\$ 701,357	\$ 1,537,312
Noncash transfers of other property investments to		
Oklahoma State University	\$ 3,139,373	\$ -
Donation of securities	\$ 4,410,444	\$ 4,529,143
Donation of beneficial interest in trusts	\$ 12,659,075	\$ -
Donation of other property investments	\$ 4,255,454	\$ 2,590,384
Donated services provided for the benefit of		
Oklahoma State University	\$ 410,779	\$ 97,816

**National Center for Addiction Studies
and Treatment Foundation**

National Center for Addiction Studies and Treatment Foundation

Balance Sheets

December 31, 2020 and 2019

Assets

	2020	2019
Current Assets		
Cash and current equivalents	\$ 118,897,742	\$ 103,643,570
Contribution receivable, net - current	13,741,360	13,765,866
Total current assets	132,639,102	117,409,436
Contribution Receivable, Net - Noncurrent	43,077,574	56,818,934
Total assets	\$ 175,716,676	\$ 174,228,370

Net Position

Unrestricted	\$ 73,216,676	\$ 71,728,370
Restricted - expendable	102,500,000	102,500,000
Total net position	\$ 175,716,676	\$ 174,228,370

National Center for Addiction Studies and Treatment Foundation

Statements of Revenues, Expenses, and Changes in Net Position Year Ended December 31, 2020 and Period from March 26, 2019 through December 31, 2019

	2020	2019
Operating Revenues		
Contributions	\$ 1,234,134	\$ 70,584,800
Other income and support	-	102,500,000
Total operating revenues	1,234,134	173,084,800
Operating Income	1,234,134	173,084,800
Nonoperating Revenues (Expenses)		
Investment income	307,300	1,310,485
Investment fees	(53,128)	(166,915)
Total nonoperating revenues (expenses)	254,172	1,143,570
Increase in Net Position	1,488,306	174,228,370
Net Position, Beginning of Year	174,228,370	-
Net Position, End of Year	\$ 175,716,676	\$ 174,228,370

National Center for Addiction Studies and Treatment Foundation

Statements of Cash Flows

Year Ended December 31, 2020 and Period from March 26, 2019 through
December 31, 2019

	2020	2019
Operating Activities		
Settlement payment received	\$ -	\$ 102,500,000
Contributions received	15,000,000	-
Net cash provided by operating activities	15,000,000	102,500,000
Investing Activities		
Investment income	254,172	1,143,570
Net cash provided by investing activities	254,172	1,143,570
Increase in Cash and Cash Equivalents	15,254,172	103,643,570
Cash and Cash Equivalents, Beginning of Year	103,643,570	-
Cash and Cash Equivalents, End of Year	\$ 118,897,742	\$ 103,643,570
Reconciliation of Operating Income to Net Cash Provided by Operating Activities		
Operating income	\$ 1,234,134	\$ 173,084,800
Change in operating assets		
Contribution receivable, net	13,765,866	(70,584,800)
Net cash provided by operating activities	\$ 15,000,000	\$ 102,500,000

Notes to Financial Statements

Oklahoma State University

Notes to Financial Statements

June 30, 2021 and 2020

(In Thousands)

Note 1: Nature of Operations and Summary of Significant Accounting Policies

Nature of Operations

Oklahoma State University (the “University”) is a modern comprehensive land grant university that serves the state, national, and international communities by providing its students with academic instruction, by conducting research and other activities that advance fundamental knowledge, and by disseminating knowledge to the people of Oklahoma and throughout the world.

Reporting Entity

The financial reporting entity, as defined by Governmental Accounting Standards Board (GASB) Statements No. 14, 61, and 80, consists of the primary government, organizations for which the primary government is financially accountable, and other organizations for which the nature and significance of their relationship with the primary government are such that exclusion could cause the financial statements to be misleading or incomplete. Accordingly, the financial statements include the accounts of all agencies of Oklahoma State University (the “General University”), as the primary government, and the accounts of the Oklahoma State University Research Foundation, Inc. (OSURF, formerly known as the Center for Innovation and Economic Development, Inc.), collectively referred to as the “University.” Further, the financial statements of all component units of the University meeting the criteria established by GASB Statements No. 39 and No. 80 have been discretely presented.

The General University includes Oklahoma State University - Stillwater; Oklahoma State University Institute of Technology - Okmulgee; Oklahoma State University - Oklahoma City; the Center for Veterinary Health Sciences; the Agricultural Experiment Station; the Agricultural Extension Division; the Center for Health Sciences – Tulsa; and Oklahoma State University - Tulsa. The General University is governed by the Board of Regents for the Oklahoma Agricultural and Mechanical Colleges (Board of Regents). The State of Oklahoma allocates and allots funds to each agency separately and requires that the funds be maintained accordingly. Because of this requirement, separate accounts are maintained for each agency.

OSURF was formed in 1967 as a nonprofit corporation to engage in research, extension, and academic contractual arrangements for the benefit and advancement of the General University. OSURF receives and administers funds from federal and state organizations and from private sources for the purpose of carrying out the educational and research programs of the General University. OSURF is governed by a Board of Directors comprised primarily of management of the General University. In addition, General University employees and facilities are used for virtually all activities of OSURF. Accordingly, OSURF has been reported as a blended component unit in the financial statements.

Oklahoma State University

Notes to Financial Statements

June 30, 2021 and 2020

(In Thousands)

In preparing the financial statements, all significant transactions and balances between agencies and between the General University and OSURF are eliminated.

The University is a member of the Oklahoma State System of Higher Education, a component unit of the State of Oklahoma, and is included in the comprehensive annual financial report of the State of Oklahoma as part of the Higher Education component unit.

Financial Statement Presentation: As a member of the Oklahoma State System of Higher Education, the University presents its financial statements in accordance with the requirements of GASB Statement No. 34, *Basic Financial Statements and Management Discussion and Analysis for State and Local Governments* and GASB Statement No. 35, *Basic Financial Statements and Management's Discussion and Analysis for Public Colleges and Universities*. The financial statement presentation required by GASB Statements Nos. 34 and 35 provides a comprehensive, entity-wide perspective of the University's assets, deferred outflows of resources, liabilities, deferred inflows of resources, net position, revenues, expenses, changes in net position, and cash flows.

Component Units: Oklahoma State University Foundation (OSU Foundation), is a private nonprofit organization that reports under Financial Accounting Standards Board (FASB) Accounting Standards Codification (ASC). As such, certain revenue recognition criteria and presentation features are different from GASB revenue recognition criteria and presentation features. No modifications have been made to OSU Foundation's financial information, which has been discretely presented. The National Center for Addiction Studies and Treatment Foundation (NCAST) is a nonprofit organization that reports under GASB standards and operates under a December 31 fiscal year-end. NCAST has also been discretely presented.

Basis of Accounting: For financial reporting purposes, the University is considered a special-purpose government engaged only in business-type activities. Accordingly, the University's financial statements have been presented using the economic resources measurement focus and the accrual basis of accounting. Under the accrual basis, revenues are recognized when earned, and expenses are recorded when an obligation has been incurred. All significant intra-agency transactions have been eliminated.

Cash Equivalents

The University considers all highly liquid investments with an original maturity of three months or less to be cash equivalents. Funds invested through the State Treasurer's Cash Management Program are considered cash equivalents.

Investments

The University accounts for its investments at fair value in accordance with GASB Statement No. 31, *Accounting and Financial Reporting for Certain Investments and for External Investment Pools*. Changes in unrealized gain (loss) on the carrying value of investments are reported as a component of investment income in the statements of revenues, expenses, and changes in net position.

Oklahoma State University
Notes to Financial Statements
June 30, 2021 and 2020
(In Thousands)

Accounts Receivable

Accounts receivable consist of tuition and fee charges to students and auxiliary enterprise services provided to students, faculty, and staff, the majority of each residing in the State. Accounts receivable also include amounts due from the federal government, state and local governments, or private sources, in connection with reimbursement of allowable expenditures made pursuant to the University's grants and contracts. Accounts receivable are recorded net of estimated uncollectible amounts. The University determines its allowance by considering a number of factors, including the length of time accounts receivable are past due, the University's previous loss history, and the condition of the general economy and the industry as a whole. The University writes off specific accounts receivable when they become uncollectible, and payments subsequently received on such receivables are credited to the allowance for doubtful accounts.

Inventories

Inventories are carried at the lower of cost or market on either the first-in, first-out (FIFO) basis, or the average cost basis.

Noncurrent Cash and Investments

Cash and investments that are externally restricted to make debt service payments, maintain sinking or reserve funds, or to purchase or construct capital or other noncurrent assets, are classified as noncurrent assets in the statements of net position.

Capital Assets

Capital assets are recorded at cost at the date of acquisition, or acquisition value at the date of donation in the case of gifts. Livestock for educational purposes is recorded at estimated fair value. For equipment, the University's capitalization policy includes all items with a unit cost of \$5 or more, and an estimated useful life of greater than one year. Renovations to buildings, infrastructure, and land improvements that significantly increase the value or extend the useful life of the structure are capitalized. Routine repairs and maintenance are charged to operating expense in the year in which the expense was incurred. Internally generated software has a capitalization threshold of \$1,000. Costs incurred during construction of long-lived assets are recorded as construction in progress and are not depreciated until placed in service.

Depreciation is computed using the straight-line method over the estimated useful lives of the assets, generally 40 to 50 years for buildings, 20 to 25 years for infrastructure and land improvements, 10 years for library books, 5 to 7 years for equipment, 3 years for purchased software, and 5 years for internally generated software.

Oklahoma State University

Notes to Financial Statements

June 30, 2021 and 2020

(In Thousands)

Deferred Outflows of Resources

The University reports increases in net position generated by its defined benefit pension plan or other postemployment benefits that relate to future periods and costs of restructuring debt as deferred outflows of resources in a separate section of its statements of net position.

Unearned Revenues

Unearned revenues include amounts received for tuition and fees and certain auxiliary activities prior to the end of the fiscal year but related to the subsequent accounting period. Unearned revenues also include amounts received from grant and contract sponsors that have not yet been earned.

Compensated Absences

The liability and expense incurred for employee vacation pay are recorded as accrued compensated absences in the statements of net position, and as a component of compensation and employee benefit expense in the statements of revenues, expenses, and changes in net position.

Compensated absence liabilities are computed using the regular pay and termination pay rates in effect at the statement of net position date plus an additional amount for compensation-related payments such as Social Security and Medicare taxes computed using rates in effect at that date. The estimated compensated absences liability expected to be paid more than one year after the statements of net position date is included in other long-term liabilities.

Noncurrent Liabilities

Noncurrent liabilities include (1) principal amounts of revenue bonds payable and capital lease obligations; (2) estimated amounts for accrued compensated absences and other liabilities that will not be paid within the next fiscal year; and (3) other liabilities that, although payable within one year, are to be paid from funds that are classified as noncurrent assets.

Pensions and Benefit Plans

The University participates in a cost-sharing multiple-employer defined benefit pension plan. The fiduciary net position of the Teacher Retirement System of Oklahoma (OTRS) has been determined on the flow of economic resources measurement focus and full accrual basis of accounting. This includes for purposes of measuring the net pension liability, deferred outflows of resources, and deferred inflows of resources related to pensions, pension expense, and information about assets, liabilities, and additions to/deductions from OTRS's fiduciary net position. Benefit payments (including refunds of employee contributions) are recognized when due and payable in accordance with the benefit terms. Investments are reported at fair value.

Oklahoma State University
Notes to Financial Statements
June 30, 2021 and 2020
(In Thousands)

The University has a single-employer defined benefit other postemployment benefit (OPEB) plan, providing health insurance and life insurance to retirees (the “OPEB Plans”). For purposes of measuring the total OPEB liability, deferred outflows of resources, and deferred inflows of resources related to OPEB and OPEB expense have been determined on the same basis as they are reported by the OPEB Plans. For this purpose, benefit payments are recognized when due and payable in accordance with the benefit terms.

Deferred Inflows of Resources

The University reports decreases in net position generated by its defined benefit pension plan or other postemployment benefits that relate to future periods and savings of restructuring debt as deferred inflows of resources in a separate section of its statements of net position.

Net Position

The University’s net position is classified as follows:

Net investment in capital assets: This represents the University’s total investment in capital assets, net of accumulated depreciation, and outstanding debt obligations related to those capital assets. To the extent debt has been incurred but not yet expended for capital assets, such amounts are not included as a component of net investment in capital assets.

Restricted net position - expendable: Restricted expendable net position includes resources in which the University is legally or contractually obligated to spend resources in accordance with restrictions imposed by external third parties.

Restricted net position - nonexpendable: Restricted nonexpendable net position consists of endowment and similar type funds in which donors or other outside sources have stipulated, as a condition of the gift instrument, that the principal is to be maintained inviolate and in perpetuity, and invested for the purpose of producing present and future income, which may either be expended or added to principal.

Unrestricted net position: Unrestricted net position represents resources derived from student tuition and fees, state appropriations, and sales and services of educational departments and auxiliary enterprises. These resources are used for transactions relating to the educational and general operations of the University, and may be used at the discretion of the governing board to meet current expenses for any purpose. These resources also include auxiliary enterprises, which are substantially self-supporting activities that provide services for students, faculty, and staff.

When an expense is incurred that can be paid using either restricted or unrestricted resources, the University’s policy is to use prudent decision processes to determine which resources will be applied based on availability of funding, donor intent, and returns available from idle funds.

Oklahoma State University

Notes to Financial Statements

June 30, 2021 and 2020

(In Thousands)

Income Taxes

The General University, as a political subdivision of the State, is excluded from federal income taxes under Section 115(a) of the Internal Revenue Code, as amended. OSURF is an organization described in Section 501(c)(3) of the Internal Revenue Code, exempt from federal income tax under Section 501(a) of the Internal Revenue Code for activities which relate to its exempt purpose.

Classification of Revenues

The University has classified its revenues as either operating or nonoperating revenues according to the following criteria:

Operating revenues: Operating revenues include activities that have the characteristics of exchange transactions, such as (1) student tuition and fees, net of scholarship discounts and allowances, (2) sales and services of auxiliary enterprises, net of scholarship discounts and allowances, (3) certain federal, state, and local grants and contracts and federal appropriations, and (4) interest on institutional student loans.

Nonoperating revenues: Nonoperating revenues include activities that have the characteristics of nonexchange transactions, such as gifts and contributions, student aid revenues, and other revenue sources that are defined as nonoperating revenues by GASB Statement No. 9, *Reporting Cash Flows of Proprietary and Nonexpendable Trust Funds and Governmental Entities That Use Proprietary Fund Accounting*, and GASB Statement No. 34, such as state appropriations and investment income.

Scholarship Discounts and Allowances

Student tuition and fee revenues, and certain other revenues from students, are reported net of scholarship discounts and allowances in the statements of revenues, expenses, and changes in net position. Scholarship discounts and allowances are the difference between the stated charge for goods and services provided by the University, and the amount that is paid by students and/or third parties making payments on the students' behalf. Certain governmental grants, such as Pell grants, and other federal, state, or nongovernmental programs are recorded as either operating or nonoperating revenues in the University's financial statements. To the extent that revenues from such programs are used to satisfy tuition and fees and other student charges, the University has recorded a scholarship discount and allowance.

Use of Estimates

The preparation of financial statements in conformity with accounting principles generally accepted in the United States of America requires management to make estimates and assumptions that affect certain reported amounts and disclosures; accordingly, actual results could differ from those estimates.

Oklahoma State University
Notes to Financial Statements
June 30, 2021 and 2020
(In Thousands)

Change in Accounting Principles

In 2021, the University adopted GASB Statement No. 84, *Fiduciary Activities* and GASB Statement No. 97, *Certain Component Unit Criteria, and Accounting and Financial Reporting for Internal Revenue Code Section 457 Deferred Compensation Plans*. These statements provide improved guidance regarding the identification of fiduciary activities for accounting and financial reporting purposes and how those activities should be reported and mitigate the costs associated with the reporting of certain defined contribution pension plans, defined contribution other postemployment plans, and other employee benefit plans; and enhances the relevance of the accounting and financial reporting for Internal Revenue Code Section 457 deferred compensation plans.

As a result of the implementation, the following financial statement line items for fiscal year 2020 were restated:

	As Restated	As Previously Reported	Effect of Change
Statement of Net Position			
Assets			
Accounts receivable, net	\$ 114,262	\$ 114,194	\$ 68
Current Liabilities			
Accounts payable	50,539	50,075	464
Unearned revenue	39,809	39,805	4
Assets held in trust for other institutions	-	483	(483)
Student and other deposits	176	2,943	(2,767)
Accrued compensated absences	13,061	13,057	4
Noncurrent Liabilities			
Accrued compensated absences - noncurrent	18,678	18,676	2
Net Position			
Unrestricted	(116,638)	(119,482)	2,844

Statement of Revenues, Expectations, and Changes in Net Position

Operating Revenues			
Other auxiliary revenue	\$ 50,102	\$ 47,732	\$ 2,370
Operating Expenses			
Other operating expenses	74,046	71,798	2,248
Net Position			
Beginning of year	983,685	981,263	2,422

Oklahoma State University
Notes to Financial Statements
June 30, 2021 and 2020
(In Thousands)

	As Restated	As Previously Reported	Effect of Change
Statement of Cash Flows			
Operating Activities			
Other operating revenues	\$ 197,654	\$ 197,718	\$ 64
Payments to employees for salaries and benefits	(610,773)	(610,779)	(6)
Payments to suppliers	(447,649)	(447,706)	(57)
Noncapital Financing Activities			
Agency fund receipts	-	2,248	(2,248)
Agency fund payments	-	(2,249)	(2,249)
Reconciliation of Operating Loss to Net Cash Used in Operating Activities			
Changes in assets and liabilities			
Operating loss	(328,453)	(328,875)	422
Accounts receivable	(2,884)	(2,816)	(68)
Accounts payable and accrued expenses	(933)	(3,819)	2,886
Unearned revenue	4,325	4,321	4
Student and other deposits	(2,789)	462	(3,251)
Accrued compensated absences	(1,148)	(1,154)	6

The University's also restated *Note 3, Note 7, Note 8, Note 15, and Note 17* as a result of the implementation.

The University adopted GASB Statement No. 90, *Majority Equity Interests* for the year ended June 30, 2021. The adoption had no impact on the University's financial statements.

Revisions

Certain immaterial revisions have been made to the 2020 Statement of Net Position for changes in classification of net position. These revisions did not have a significant impact on the financial statements line items impacted and no impact on total net position.

New Pronouncements

In June 2017, GASB issued Statement No. 87, *Leases*. This Statement requires recognition of certain lease assets and liabilities that previously were classified as operating leases and recognized as inflows of resources or outflows of resources. It establishes a single model for lease accounting based on the foundational principle that leases are financings of the right to use an underlying asset. This Statement is now effective for periods beginning after June 15, 2021. Earlier application is encouraged.

Oklahoma State University
Notes to Financial Statements
June 30, 2021 and 2020
(In Thousands)

In May 2019, GASB issued Statement No. 91, *Conduit Debt Obligations*. This Statement provides a single method of reporting conduit debt obligations by issuers and eliminates diversity in practice associated with commitments extended by issuers, arrangements associated with conduit debt obligations, and related note disclosures. The Statement is now effective for periods beginning after December 15, 2021. Earlier application is encouraged.

In January 2020, GASB issued Statement No. 92, *Omnibus 2020*. This Statement enhances comparability in accounting and financial reporting and improves the consistency of authoritative literature by addressing practice issues that have been identified during implementation and application of certain GASB Statements. This Statement is now effective for periods beginning after June 15, 2021. Earlier application is encouraged.

In March 2020, GASB issued Statement No. 93, *Replacement of Interbank Offered Rates*. This statement addresses accounting and financial reporting implications that result from the replacement of an interbank offered rate as a result of global reference rate reform. The removal of LIBOR as an appropriate benchmark interest rate is effective for reporting periods ending after December 31, 2021. All other requirements of the statement are now effective for reporting periods beginning after June 15, 2021. Earlier application is encouraged.

In March 2020, GASB issued Statement No. 94, *Public-Private and Public-Public Partnerships and Availability Payment Arrangements*. This Statement addresses issues related to public-private and public-public partnership arrangements and provides guidance for accounting and financial reporting for availability payment arrangements. This Statement is effective for periods beginning after June 15, 2022. Earlier application is encouraged.

In May 2020, GASB issued Statement No. 95, *Postponement of the Effective Dates of Certain Authoritative Guidance*. This statement provides temporary relief to governments and other stakeholders in light of the COVID-19 pandemic by postponing the effective dates of certain provisions that first became effective or are scheduled to become effective for periods beginning after June 15, 2018, and later.

In May 2020, GASB issued Statement No. 96, *Subscription-Based Information Technology Arrangements*. This Statement defines a subscription-based information technology arrangement (SBITA), establishes that a SBITA results in a right-to-use subscription asset and a corresponding subscription liability, provides capitalization criteria for outlays other than subscription payments, and requires note disclosure regarding a SBITA. This Statement is effective for periods beginning after June 15, 2022. Earlier application is encouraged.

Management has not yet determined the effect, if any, of adoption of the new GASB statements for the financial statements.

Oklahoma State University

Notes to Financial Statements

June 30, 2021 and 2020

(In Thousands)

Note 2: Cash and Cash Equivalents, Other Deposits, and Investments

Cash and Cash Equivalents

At June 30, 2021 and 2020, the carrying amounts of the University's deposits with the State Treasurer and other financial institutions were \$328,380 and \$263,505, respectively. These amounts consisted of deposits with the State Treasurer (\$323,639 and \$258,454), U.S. financial institutions (\$584 and \$931), trustees related to the University's various bond indenture agreements (\$4,003 and \$3,946), and petty cash and change funds (\$154 and \$174), respectively.

By Oklahoma Statute, the State Treasurer is required to ensure that all state funds are either insured by the Federal Deposit Insurance Corporation (FDIC), collateralized by securities held by the cognizant Federal Reserve Bank, or invested in U.S. government obligations. Any deposits with the State Treasurer are pooled with funds of other state agencies, and then in accordance with statutory limitations, placed in banks or invested as the State Treasurer may determine, in the State's name. The University's cash balances deposited with the State Treasurer were \$329,378 and \$267,124, respectively, at June 30, 2021 and 2020. The difference between the carrying amount and the cash balances deposited with the State Treasurer are due to deposits in transit and outstanding checks at June 30.

The University requires that balances on deposit with financial institutions be insured by the FDIC or collateralized by securities held by the cognizant Federal Reserve Bank, in the University's name. The carrying amount and related bank balances of the University's deposits was \$1 and \$1, respectively, at June 30, 2021 and 2020.

Deposits

At June 30, 2021 and 2020, the University held no nonnegotiable certificates of deposit.

Some deposits with the State Treasurer are placed in the State Treasurer's internal investment pool *OK INVEST*. *OK INVEST* pools the resources of all state funds and agencies and invests them in (a) U.S. treasury securities which are explicitly backed by the full faith and credit of the U.S. government; (b) U.S. agency securities which carry an implicit guarantee of the full faith and credit of the U.S. government; (c) money market mutual funds which participate in investments, either directly or indirectly, in securities issued by the U.S. Treasury and/or agency and repurchase agreements relating to such securities; and (d) investments related to tri-party repurchase agreements which are collateralized at 102 percent and, whereby, the collateral is held by a third party in the name of the State Treasurer.

Of funds on deposit with the State Treasurer, amounts invested in *OK INVEST* total \$60,786 and \$61,196 at June 30, 2021 and 2020, respectively.

Oklahoma State University

Notes to Financial Statements

June 30, 2021 and 2020

(In Thousands)

For financial reporting purposes, deposits with the State Treasurer that are invested in *OK INVEST* are classified as cash equivalents. At June 30, the distribution of deposits in *OK INVEST* is as follows:

<i>OK INVEST</i> Portfolio	2021		2020	
	Cost	Market Value	Cost	Market Value
U.S. agency securities	\$ 24,322	\$ 24,334	\$ 14,186	\$ 14,370
Certificates of deposit	411	411	903	903
Money market mutual funds	2,677	2,676	3,193	3,193
Mortgage backed agency securities	17,611	18,125	22,738	23,750
Municipal bonds	85	86	78	81
Foreign bonds	426	426	636	635
U.S. Treasury Obligations	15,254	15,391	19,462	19,949
	<u>\$ 60,786</u>	<u>\$ 61,449</u>	<u>\$ 61,196</u>	<u>\$ 62,881</u>

Agencies and funds that are considered to be part of the State's reporting entity in the State's Comprehensive Annual Financial Report are allowed to participate in *OK INVEST*. Oklahoma statutes and the State Treasurer establish the primary objectives and guidelines governing the investment of funds in *OK INVEST*. Safety, liquidity, and return on investment are the objectives which establish the framework for the day to day *OK INVEST* management with an emphasis on safety of the capital and the probable income to be derived and meeting the State and its funds and agencies' daily cash flow requirements. Guidelines in the Investment Policy address credit quality requirements, diversification percentages, and specify the types and maturities of allowable investments, and the specifics regarding these policies can be found on the State Treasurer's website at <http://www.treasurer.state.ok.us/>. The State Treasurer, at his discretion, may further limit or restrict such investments on a day to day basis. *OK INVEST* includes a substantial investment in securities with an overnight maturity as well as in U.S. government securities with a maturity of up to three years. *OK INVEST* maintains an overall weighted average maturity of less than 270 days.

Participants in *OK INVEST* maintain an interest in its underlying investments and, accordingly, may be exposed to certain risks. As stated in the State Treasurer information statement, the main risks are interest rate risk, credit/default risk, liquidity risk, and U.S. government securities risk. Interest rate risk is the risk that during periods of rising interest rates, the yield and market value of the securities will tend to be lower than prevailing market rates; in periods of falling interest rates, the yield will tend to be higher. Credit/default risk is the risk that an issuer or guarantor of a security, or a bank or other financial institution that has entered into a repurchase agreement, may default on its payment obligations. Liquidity risk is the risk that *OK INVEST* will be unable to pay redemption proceeds within the stated time period because of unusual market conditions, an unusually high volume of redemption requests, or other reasons.

Oklahoma State University

Notes to Financial Statements

June 30, 2021 and 2020

(In Thousands)

U.S. government securities risk is the risk that the U.S. government will not provide financial support to U.S. government agencies, instrumentalities, or sponsored enterprises if it is not obligated to do so by law. Various investment restrictions and limitations are enumerated in the State Treasurer's Investment Policy to mitigate those risks; however, any interest in *OK INVEST* is not insured or guaranteed by the State, the FDIC, or any other government agency.

Investments

The University invests available resources pursuant to the A&M Board of Regents Institutional Policy for Investing Funds, the Oklahoma State Regents for Higher Education System-wide Policy for Investment of Institutional Funds, and the Investment Policy of the Oklahoma State Treasurer. The short-term investment of agency special and agency relationship funds is directed primarily toward maximizing earnings on the University's working capital while maintaining adequate liquidity to meet cash flow needs of the University. Short term allowable monies are invested through the *OK INVEST* Program administered through the Office of the State Treasurer. As an agency of the State of Oklahoma investments in this program are executed in cooperation with the Oklahoma State Treasurer's Office, which serves as the University's official depository.

The Institutional Guidelines for Investment of Funds of the University is directed toward the investment of long-term oriented funds held by the University in a Fixed Income portfolio. The long-term objective of the portfolio is to maximize the returns without exposure to undue risk. Allowable monies are invested in securities permitted by Oklahoma State Statute (Title 62 § 89.2). Whereas fluctuating rates of return are characteristic of the securities markets, the main concern is the long-term appreciation of the assets and the consistency of total return. These investments are managed and held by a third-party investment management fiduciary.

Credit Risk - investment credit risk is the risk that an issuer or other counterparty to an investment will not fulfill its obligations. In accordance with state statutes, the State Treasurer may only purchase and invest in (a) obligations of the United States government, its agencies and instrumentalities; (b) prime banker's acceptances; (c) investment grade obligations of state and local governments; (d) money market funds; (e) collateralized or insured certificates of deposits; (f) negotiable certificates of deposits; (g) prime commercial paper; and (h) repurchase agreements. State law limits investments in obligations of state and local governments to the highest rating from at least one nationally recognized rating agency acceptable to the State Treasurer. Additionally, it is the University's policy to limit its investments in municipal and corporate bonds to the top two ratings issued by nationally recognized statistical rating organizations. As of June 30, 2021 and 2020, the University did not directly hold investments in municipal or corporate bonds. Mortgage backed securities are guaranteed by the federal government.

Oklahoma State University

Notes to Financial Statements

June 30, 2021 and 2020

(In Thousands)

Interest Rate Risk - the risk that changes in interest rates will adversely affect the fair value of an investment. Investments that are held for longer periods of time are subject to increased risk of adverse interest changes. Neither the University nor state statutes limit investment maturities as a means of managing exposure to fair value losses arising from increasing interest rates; however, the State Treasurer Investment Policy limits the average maturity on its portfolio to four years, with certain individual securities having more restrictive limits as defined in the policy.

Concentration of Credit Risk - the risk of loss attributed to the magnitude of the University's investment in a single issuer. Neither the University's investment policy nor state statutes place limits on amounts that can be invested in any one issuer; however, the State Treasurer Investment Policy states that, with the exception of U.S. Treasury securities, no more than 50 percent of the State's total funds may be invested in a single security type or with a single financial institution, with diversification percentages being more restrictive on individual securities. At June 30, 2021 and 2020, no investments in any one organization (other than those issued or sponsored by the U.S. government and those in pooled investments) represented 5 percent of total investments.

Custodial Credit Risk – for an investment, custodial credit risk is the risk that, in the event of failure of the counterparty, the University will not be able to recover the value of its investments or collateral securities in the possession of an outside party. Investments held by counterparty are held in the University's name.

At June 30, the fair value of the University's investments consisted of the following:

	2021	2020
U.S. government securities	\$ 8,222	\$ 12,440
U.S. Treasury notes	74,821	71,762
Money market funds	17,618	18,298
Equity securities	3,165	2,807
Mortgage backed securities	2,667	-
State Regents Endowment Trust funds	740	584
Total investments	<u>\$ 107,233</u>	<u>\$ 105,891</u>

The University's investments are categorized by maturity dates to reflect the fair values that are sensitive to changes in interest rates.

Oklahoma State University
Notes to Financial Statements
June 30, 2021 and 2020
(In Thousands)

The University's investment schedule by maturity date as of June 30, 2021, is as follows:

Maturity Year Ending June 30	U.S. Government Securities	U.S. Treasury Notes	Total
2022	\$ 1,966	\$ 16,881	\$ 18,847
2023	555	-	555
2024	148	7,786	7,934
2025	163	20,082	20,245
2026	77	18,868	18,945
2027 - 2031	364	11,204	11,568
2032 - 2036	1,575	-	1,575
2037 - 2041	2,112	-	2,112
2042 - 2046	786	-	786
2047 - 2051	476	-	476
	<u>\$ 8,222</u>	<u>\$ 74,821</u>	83,043
Investments not subject to maturity dates			
Money market funds			17,618
Equity funds			3,165
Mortgage backed securities			2,667
State Regents Endowment Trust funds			740
Total investments			<u>\$ 107,233</u>

Note 3: Accounts Receivable

Accounts receivable consisted of the following at June 30:

	2021	2020
Student tuition and fees	\$ 30,445	\$ 32,527
Auxiliary enterprises and other operating activities	26,951	38,135
Contributions and gifts	6,608	10,654
Federal appropriations	2,146	1,675
Federal, state, and private grants, and contracts	54,574	43,402
	<u>120,724</u>	<u>126,393</u>
Less allowance for doubtful accounts	11,648	12,099
Net accounts receivable	<u>\$ 109,076</u>	<u>\$ 114,294</u>

Oklahoma State University
Notes to Financial Statements
June 30, 2021 and 2020
(In Thousands)

Note 4: Inventories

Inventories consisted of the following at June 30:

	2021	2020
Bookstore	\$ 2,619	\$ 3,406
Livestock - College of Agriculture	1,860	1,603
Fire protection publications	2,400	2,389
Food services	279	329
Physical plant	454	473
Other	1,810	1,444
	\$ 9,422	\$ 9,644

Note 5: Student Loans Receivable

Student loans made through the Federal Perkins Loan Program (the “Program”) comprise substantially all of the loans receivable at June 30, 2021 and 2020. Under this Program, the federal government provides funds for approximately 75 percent of the total contribution for student loans with the University providing the balance. Under certain conditions, such loans can be forgiven at annual rates of 10 percent to 30 percent of the original balance up to maximums of 50 percent to 100 percent of the original loan. The federal government reimburses the University to the extent of 10 percent of the amounts forgiven for loans originated prior to July 1, 1993, under the Program. No reimbursements are provided for loans originated after this date. Amounts refundable to the federal government upon cessation of the Program of approximately \$8,608 and \$10,104 at June 30, 2021 and 2020, respectively, are reflected in the accompanying statements of net position as noncurrent liabilities.

As the University determines that loans are uncollectible and not eligible for reimbursement by the federal government, the loans are written off and assigned to the U.S. Department of Education. The allowance for uncollectible loans only applies to University funded loans and the University portion of federal student loans, as the University is not obligated to fund the federal portion of uncollected student loans. The University has provided an allowance for uncollectible loans, which, in management’s opinion, is sufficient to absorb loans that will ultimately be written off. At June 30, 2021 and 2020, the allowance for uncollectible loans was approximately \$102 and \$108, respectively.

Oklahoma State University
Notes to Financial Statements
June 30, 2021 and 2020
(In Thousands)

Note 6: Capital Assets

Following are the changes in capital assets for the years ended June 30:

	June 30, 2020	2021			June 30, 2021
		Additions	Transfers	Retirement	
Capital assets not being depreciated					
Land	\$ 77,370	\$ 11,639	\$ -	\$ -	\$ 89,009
Capitalized collections	591	-	-	(31)	560
Livestock for educational purposes	4,476	537	-	-	5,013
Construction in progress	69,868	73,968	(86,645)	-	57,191
	<u>\$ 152,305</u>	<u>\$ 86,144</u>	<u>\$ (86,645)</u>	<u>\$ (31)</u>	<u>\$ 151,773</u>
Other capital assets					
Nonmajor infrastructure networks	\$ 194,760	\$ -	\$ 7,533	\$ -	\$ 202,293
Land improvements	90,698	15	2,990	-	93,703
Buildings	2,281,934	55,830	73,575	(20,329)	2,391,010
Leasehold improvements	568	-	2,547	-	3,115
Furniture, fixtures, and equipment	263,832	18,306	-	(12,583)	269,555
Library materials	77,794	8,774	-	(6,664)	79,904
Intangible assets	11,383	2,161	-	(1,829)	11,715
	<u>2,920,969</u>	<u>85,086</u>	<u>86,645</u>	<u>(41,405)</u>	<u>3,051,295</u>
Less accumulated depreciation					
Nonmajor infrastructure networks	(78,612)	(8,173)	-	-	(86,785)
Land improvements	(49,793)	(4,966)	-	-	(54,759)
Buildings	(724,763)	(53,424)	-	7,345	(770,842)
Leasehold improvements	(199)	(181)	-	-	(380)
Furniture, fixtures, and equipment	(197,362)	(15,677)	-	9,724	(203,315)
Library materials	(36,251)	(7,753)	-	6,278	(37,726)
Intangible assets	(8,458)	(2,187)	-	1,821	(8,824)
	<u>(1,095,438)</u>	<u>(92,361)</u>	<u>-</u>	<u>25,168</u>	<u>(1,162,631)</u>
Other capital assets, net	<u>\$ 1,825,531</u>	<u>\$ (7,275)</u>	<u>\$ 86,645</u>	<u>\$ (16,237)</u>	<u>\$ 1,888,664</u>
Capital assets summary					
Capital assets not being depreciated	\$ 152,305	\$ 86,144	\$ (86,645)	\$ (31)	\$ 151,773
Other capital assets, at cost	2,920,969	85,086	86,645	(41,405)	3,051,295
Total cost of capital assets	3,073,274	171,230	-	(41,436)	3,203,068
Less accumulated depreciation	(1,095,438)	(92,361)	-	25,168	(1,162,631)
	<u>\$ 1,977,836</u>	<u>\$ 78,869</u>	<u>\$ -</u>	<u>\$ (16,268)</u>	<u>\$ 2,040,437</u>

Oklahoma State University
Notes to Financial Statements
June 30, 2021 and 2020
(In Thousands)

	2020				June 30, 2020
	June 30, 2019	Additions	Transfers	Retirement	
Capital assets not being depreciated					
Land	\$ 71,342	\$ 6,225	\$ -	\$ (197)	\$ 77,370
Capitalized collections	591	-	-	-	591
Livestock for educational purposes	4,172	942	-	(638)	4,476
Construction in progress	120,411	76,910	(127,453)	-	69,868
	<u>\$ 196,516</u>	<u>\$ 84,077</u>	<u>\$ (127,453)</u>	<u>\$ (835)</u>	<u>\$ 152,305</u>
Other capital assets					
Nonmajor infrastructure networks	\$ 171,241	\$ 1,046	\$ 22,473	\$ -	\$ 194,760
Land improvements	77,152	8,694	4,852	-	90,698
Buildings	2,097,574	87,345	100,128	(3,113)	2,281,934
Leasehold improvements	568	-	-	-	568
Furniture, fixtures, and equipment	254,048	18,681	-	(8,897)	263,832
Library materials	75,087	8,535	-	(5,828)	77,794
Intangible assets	9,600	2,974	-	(1,191)	11,383
	<u>2,685,270</u>	<u>127,275</u>	<u>127,453</u>	<u>(19,029)</u>	<u>2,920,969</u>
Total other capital assets					
Less accumulated depreciation					
Nonmajor infrastructure networks	(71,115)	(7,497)	-	-	(78,612)
Land improvements	(45,242)	(4,551)	-	-	(49,793)
Buildings	(676,680)	(49,797)	-	1,714	(724,763)
Leasehold improvements	(146)	(53)	-	-	(199)
Furniture, fixtures, and equipment	(189,391)	(15,270)	-	7,299	(197,362)
Library materials	(34,129)	(7,950)	-	5,828	(36,251)
Intangible assets	(7,985)	(1,665)	-	1,192	(8,458)
	<u>(1,024,688)</u>	<u>(86,783)</u>	<u>-</u>	<u>16,033</u>	<u>(1,095,438)</u>
Total accumulated depreciation					
Other capital assets, net	<u>\$ 1,660,582</u>	<u>\$ 40,492</u>	<u>\$ 127,453</u>	<u>\$ (2,996)</u>	<u>\$ 1,825,531</u>
Capital assets summary					
Capital assets not being depreciated	\$ 196,516	\$ 84,077	\$ (127,453)	\$ (835)	\$ 152,305
Other capital assets, at cost	2,685,270	127,275	127,453	(19,029)	2,920,969
Total cost of capital assets	2,881,786	211,352	-	(19,864)	3,073,274
Less accumulated depreciation	(1,024,688)	(86,783)	-	16,033	(1,095,438)
Capital assets, net	<u>\$ 1,857,098</u>	<u>\$ 124,569</u>	<u>\$ -</u>	<u>\$ (3,831)</u>	<u>\$ 1,977,836</u>

Oklahoma State University
Notes to Financial Statements
June 30, 2021 and 2020
(In Thousands)

Note 7: Unearned Revenue

Unearned revenue consists of the following at June 30:

	2021	2020
Prepaid tuition and fees	\$ 12,621	\$ 12,709
Prepaid athletic ticket sales	4,169	4,558
Other auxiliary enterprises	8,112	8,332
Grants and contracts	16,201	14,210
	<u>\$ 41,103</u>	<u>\$ 39,809</u>

Note 8: Long-Term Liabilities

Long-term liability activity was as follows for the years ended June 30:

	Balance June 30, 2020	2021		Balance June 30, 2021	Amounts Due Within One Year
		Additions	Reductions		
Bonds and Capital Lease Obligations					
Revenue bonds payable	\$ 503,670	\$ 179,460	\$ (8,790)	\$ 674,340	\$ 14,005
Revenue bonds premium payable	47,465	16,094	(2,584)	60,975	3,209
Capital lease obligations, including unexpended funds of \$87,557	353,780	46,212	(208,616)	191,376	12,070
Total bonds and capital leases	<u>904,915</u>	<u>241,766</u>	<u>(219,990)</u>	<u>926,691</u>	<u>29,284</u>
Other Liabilities					
Accrued compensated absences	31,735	16,984	(11,695)	37,024	11,695
Landfill closure and postclosure costs	2,937	-	-	2,937	-
Accounts payable for noncurrent assets	4,610	7,911	(4,610)	7,911	-
Federal loan program contribution payable	10,104	-	(1,496)	8,608	-
Pension liability	373,018	75,390	-	448,408	-
Other postemployment benefits	15,548	2,481	-	18,029	-
Asset retirement obligation	532	23	-	555	-
Student deposits	702	585	(397)	890	222
Unearned revenue	39,805	41,103	(39,805)	41,103	41,103
Accrued interest payable	5,409	8,126	(5,409)	8,126	-
Accrued workers' compensation claims	4,748	1,855	(1,620)	4,983	1,855
Total other liabilities	<u>489,148</u>	<u>154,458</u>	<u>(65,032)</u>	<u>578,574</u>	<u>54,875</u>
	<u>\$ 1,394,063</u>	<u>\$ 396,224</u>	<u>\$ (285,022)</u>	<u>\$ 1,505,265</u>	<u>\$ 84,159</u>

Oklahoma State University
Notes to Financial Statements
June 30, 2021 and 2020
(In Thousands)

	Balance June 30, 2019	2020		Balance June 30, 2020	Amounts Due Within One Year
		Additions	Reductions		
Bonds and Capital Lease Obligations					
Revenue bonds payable	\$ 475,030	\$ 271,755	\$ (243,115)	\$ 503,670	\$ 8,790
Revenue bonds premium payable	16,456	35,168	(4,159)	47,465	2,585
Capital lease obligations, including unexpended funds of \$33,713	394,835	-	(41,055)	353,780	15,989
Total bonds and capital leases	<u>886,321</u>	<u>306,923</u>	<u>(288,329)</u>	<u>904,915</u>	<u>27,364</u>
Other Liabilities					
Accrued compensated absences	32,889	11,903	(13,057)	31,735	13,057
Landfill closure and postclosure costs	2,937	-	-	2,937	-
Accounts payable for noncurrent assets	9,152	4,610	(9,152)	4,610	-
Federal loan program contribution payable	12,303	-	(2,199)	10,104	-
Pension liability	365,640	7,378	-	373,018	-
Other postemployment benefits	14,027	1,521	-	15,548	-
Asset retirement obligation	494	38	-	532	-
Student deposits	680	397	(375)	702	176
Unearned revenue	35,484	39,805	(35,484)	39,805	39,805
Accrued interest payable	7,546	5,409	(7,546)	5,409	-
Accrued workers' compensation claims	5,655	723	(1,630)	4,748	1,630
Total other liabilities	<u>486,807</u>	<u>71,784</u>	<u>(69,443)</u>	<u>489,148</u>	<u>54,668</u>
	<u>\$ 1,373,128</u>	<u>\$ 378,707</u>	<u>\$ (357,772)</u>	<u>\$ 1,394,063</u>	<u>\$ 82,032</u>

Additional information regarding revenue bonds payable is included at *Note 9*. Additional information regarding capital lease obligations is included at *Note 10*.

Landfill Closure and Postclosure Costs: State laws and regulations require the University to place a final cover on its landfill site and to perform certain maintenance and monitoring functions, including evaluation of well water samples, at the site after closure. The landfill, containing radioactive and chemical waste, is no longer being used, but the University has not placed a final cover on it. Estimated closure and postclosure costs as of June 30, 2021 and 2020, are \$2,937. Actual cost may differ due to inflation, changes in technology, or changes in regulations.

Oklahoma State University
Notes to Financial Statements
June 30, 2021 and 2020
(In Thousands)

Note 9: Revenue Bonds

Revenue bonds payable consisted of the following at June 30:

	<u>2021</u>	<u>2020</u>
4.25% - 4.875% Student Union System Revenue Bonds of 2002 and 2004 issued in the original amount of \$4,135 and mature in varying annual amounts to July 1, 2023	\$ 520	\$ 675
4.05% - 4.75% Oklahoma State University - Okmulgee Student Fee Revenue Bonds, Series 2004, issued in the original amount of \$3,000 and mature in varying annual amounts to September 1, 2024	805	985
3.25% - 5.01% General Revenue Bonds, Federally Taxable Series 2010B, issued in the original amount of \$13,265 and mature in varying annual amounts to August 1, 2023	3,405	4,435
2.00% - 2.75% General Revenue Refunding Bonds, Series 2013A, issued in the original amount of \$17,785 and mature in varying annual amounts to July 1, 2032	11,575	12,410
1.15% - 4.076% General Revenue Bonds, Federally Taxable Series 2016A, issued in the original amount of \$60,300 and mature in varying annual amounts to August 1, 2045	54,755	56,170
3.00% - 5.00% General Revenue Refunding Bonds, Series 2017A, issued in the original amount of \$52,850 and mature in varying annual amounts to July 1, 2039	51,115	52,850
3.00% - 4.00% General Revenue Bonds, Series 2018A, issued in the original amount of \$16,065 and mature in varying annual amounts to August 1, 2047	14,950	15,270
2.15% - 4.35% General Revenue Bonds Federally Taxable, Series 2018B, issued in the original amount of \$14,610 and mature in varying annual amounts to August 1, 2047	<u>13,130</u>	<u>13,575</u>
Total forward	150,255	156,370

Oklahoma State University
Notes to Financial Statements
June 30, 2021 and 2020
(In Thousands)

	2021	2020
Total forward	\$ 150,255	\$ 156,370
3.00% - 5.00% General Revenue and Refunding Bonds, Series 2019A, issued in the original amount of \$62,990 and mature in varying annual amounts to August 1, 2048	60,650	62,990
2.55% - 4.13% General Revenue and Refunding Bonds, Federally Taxable Series 2019B, issued in the original amount of \$12,555 and mature in varying annual amounts to August 1, 2048	12,220	12,555
4.00% - 5.00% General Revenue Refunding Bonds, Series 2020A, issued in the original amount of \$118,520 and mature in varying annual amounts to September 1, 2036	118,520	118,520
3.00% - 5.00% General Revenue Bonds, Series 2020B issued in the original amount of \$26,490 and mature in varying annual amounts to September 1, 2050	26,490	26,490
1.89% - 3.81% General Revenue Refunding Bonds, Federally Taxable Series 2020C, issued in the original amount of \$126,745 and mature in varying annual amounts to September 1, 2050	126,745	126,745
3.00% - 5.00% General Revenue Refunding Bonds, Series 2021A, issued in the original amount of \$75,125 and mature in varying annual amounts to September 1, 2051	75,125	-
0.263% - 3.08% General Revenue Refunding Bonds, Taxable Series 2021B, issued in the original amount of \$104,335 and mature in varying annual amounts to September 1, 2045	104,335	-
Total revenue bonds	\$ 674,340	\$ 503,670

Oklahoma State University
Notes to Financial Statements
June 30, 2021 and 2020
(In Thousands)

Principal and interest on these revenue bonds are collateralized by a pledge of revenues produced by the facilities constructed with the bond proceeds, student activity fees and facility fees, and/or a pledge of certain contributions made for the benefit of the University. In the case of the General Revenue Bonds, the principal and interest is secured by a pledge of the general revenues of the financing system created in fiscal year 2009. General revenues consist of all lawfully available funds excluding: (i) revenues appropriated by the Oklahoma Legislature from tax receipts; (ii) funds whose purpose has been restricted by the donors or grantors thereof to a purpose inconsistent with the payment of obligations; and (iii) funds pledged pursuant to separate bond resolutions to revenue bond issues issued and outstanding prior to the creation of the financing system. The financing system is currently comprised of the Oklahoma State University-Stillwater and Oklahoma State University-Tulsa campuses. Certain of these bonds payable are callable at the option of the Board of Regents. The General Revenue Bonds have varying maturity dates as noted, with the last payment date in September 2051.

The University is required to maintain certain renewal and replacement and debt service reserves aggregating \$292 in 2021 and 2020. The University's reserve balances exceeded these amounts at June 30, 2021 and 2020.

The University has secured insurance contracts with insurance companies to cover the reserve requirements in the debt agreements of the Oklahoma State University – Okmulgee Student Fee Revenue Bonds, Series 2004. There is no reserve requirement for the General Revenue Bond issues.

The General Revenue and Refunding Bonds, Series 2020A in the par amount of \$118,520, the General Revenue Bonds, Series 2020B in the par amount of \$26,490, and the General Revenue and Refunding Bonds, Federally Taxable Series 2020C in the par amount of \$126,745 closed on May 13, 2020. Gross bond proceeds, including discount and premium, totaled \$149,836, \$30,045, and \$126,486, respectively. These bond issues resulted in a premium of \$35,168 which is being amortized over the life of the bonds.

Proceeds from Series 2020A were used for the current refunding of General Revenue Bonds Series 2010A and 2010C. A portion of the Series 2020C bond proceeds were used for the advance refunding of General Revenue Bonds 2013B and 2013C and for the current refunding of Oklahoma Development Finance Authority leases. The University's refunding resulted in a net present value saving of \$36,974 and a cash flow savings of \$29,423. The advance refunding resulted in a difference between the reacquisition price and the net carrying amount of the old debt of \$15,105. This difference, reported in the accompanying financial statements as a deferred outflow of resources, is being charged to interest expense starting in fiscal year 2021 using the straight-line method, which is not materially different than the effective-interest method. At June 30, 2021, the amount of defeased debt remaining outstanding was \$11,330 for General Revenue Bonds 2013B and \$69,865 for General Revenue Bonds 2013C. At June 30, 2020, the amount of defeased debt remaining outstanding was \$12,015 for General Revenue Bonds 2013B and \$71,900 for General Revenue Bonds 2013C.

Oklahoma State University
Notes to Financial Statements
June 30, 2021 and 2020
(In Thousands)

The General Revenue and Refunding Bonds, Series 2021A, in the par amount of \$75,125 and the General Revenue and Refunding Bonds, Federally Taxable Series 2021B \$104,335 closed on May 12, 2021. Gross bond proceeds, including discount and premium totaled \$91,052 and \$104,103, respectively. These bond issues resulted in a premium of \$16,094 which is being amortized over the life of the bonds.

A portion of the Series 2021A proceeds were used for the current refunding of Oklahoma Development Finance Authority leases. Proceeds from Series 2021B were used for the current refunding of Oklahoma Development Finance Authority leases. The University's refunding resulted in a net present value savings of \$28,498 and a cash flow savings of \$39,814. The current refunding resulted in a difference between the reacquisition price and the net carrying amount of the old debt of \$6,988. This difference, reported in the accompanying financial statements as a deferred outflow of resources, is being charged to interest expense starting in fiscal year 2022 using the straight-line method, which is not materially different than the effective-interest method.

Maturity Information

The scheduled maturities of the revenue bonds are as follows at June 30, 2021:

Year Ending June 30	Principal	Interest	Total Payment
2022	\$ 14,005	\$ 23,938	\$ 37,943
2023	22,020	24,500	46,520
2024	27,810	23,821	51,631
2025	28,430	22,998	51,428
2026	27,800	21,971	49,771
2027 - 2031	154,060	90,991	245,051
2032 - 2036	155,775	58,762	214,537
2037 - 2041	146,945	30,467	177,412
2042 - 2046	79,130	9,840	88,970
2047 - 2051	17,680	1,413	19,093
2052	685	14	699
	<u>\$ 674,340</u>	<u>\$ 308,715</u>	<u>\$ 983,055</u>

Oklahoma State University

Notes to Financial Statements

June 30, 2021 and 2020

(In Thousands)

Note 10: Lease Obligations

Equipment Leases

The University has acquired certain equipment under various lease-purchase contracts and other capital lease agreements. The cost of University assets held under capital leases totaled \$1,592 and \$1,592 as of June 30, 2021 and 2020, respectively. Accumulated amortization of leased equipment totaled \$892 and \$796 at June 30, 2021 and 2020, respectively.

Oklahoma Capital Improvement Authority Leases

The Oklahoma Capital Improvement Authority (OCIA) is authorized to issue bonds, notes, or other obligations to finance construction of buildings or other facilities for the State of Oklahoma, its departments, and agencies. OCIA may also issue refunding bonds to refinance its existing obligations. The OCIA issues bonds and the State Regents for Higher Education allocate amounts to the University, who then enters into lease agreements with OCIA for projects being funded. The lease agreements provide for the University to make specified monthly payments, however during the years ended June 30, 2021 and 2020, OCIA made lease principal and interest payments totaling \$4,228 and \$2,695, respectively, on behalf of the University. These on-behalf payments have been recorded as restricted state appropriations, shown as on-behalf payments for OCIA capital leases, in the University's statements of revenues, expenses, and changes in net position. The leases range from 5 - 25 years and secure the OCIA bond debt and any future debt that might be issued to refund earlier bond issues. There were no undrawn allotments as of June 30, 2021 and 2020.

As OCIA restructures the bond obligations, the leases are also restructured which can result in a gain or loss on restructuring, which is recorded as deferred inflows of resources or deferred outflows of resources and amortized over the shorter of the remaining life of the old lease or the life of the new lease. As of June 30, 2021 and 2020, \$3,818 and \$4,137, respectively, were included in deferred inflows of resources. The balance outstanding for these leases, including premiums, was \$57,391 and \$59,094 as of June 30, 2021 and 2020, respectively.

Oklahoma State University
Notes to Financial Statements
June 30, 2021 and 2020
(In Thousands)

Oklahoma Development Finance Authority Master Lease Program

Master Lease payable consisted of the following at June 30:

	<u>2021</u>	<u>2020</u>
0.45% - 5.00% ODFA Oklahoma State System of Higher Education Master Lease Revenue Bonds, Series 2011C, allocated to the University in the original amount of \$11,651 and mature in varying annual amounts to May 15, 2031 - Refunded December 2020 with ODFA Oklahoma State System of Higher Education Master Lease Revenue Bonds, Series 2020C	\$ -	\$ 1,136
2.00% - 4.375% ODFA Oklahoma State System of Higher Education Master Lease Revenue Bonds, Series 2013A, allocated to the University in the original amount of \$7,510 and mature in varying annual amounts to May 15, 2033 - Refunded May 2021 with General Revenue and Refunding Bonds, Series 2021B	-	5,521
0.66% - 2.75% ODFA Oklahoma State System of Higher Education Master Lease Revenue Bonds, Series 2014D, allocated to the University in the original amount of \$2,730 and mature in varying annual amounts to November 15, 2021	171	579
1.05% - 2.85% ODFA Oklahoma State System of Higher Education Master Lease Revenue Bonds, Series 2016B, allocated to the University in the original amount of \$6,208 and mature in varying annual amounts to May 15, 2026	3,221	3,829
2.00% - 2.75% ODFA Oklahoma State System of Higher Education Master Lease Revenue Bonds, Series 2017A, allocated to the University in the original amount of \$2,150 and mature in varying annual amounts to November 15, 2026	1,257	1,475
1.50% - 4.00% ODFA Oklahoma State System of Higher Education Master Lease Revenue Bonds, Series 2017B, allocated to the University in the original amount of \$925 and mature in varying annual amounts to November 15, 2031	693	748
2.00% - 4.00% ODFA Oklahoma State System of Higher Education Master Lease Revenue Bonds, Series 2017C, allocated to the University in the original amount of \$933 and mature in varying annual amounts to May 15, 2027	<u>596</u>	<u>685</u>
Total forward	5,938	13,973

Oklahoma State University
Notes to Financial Statements
June 30, 2021 and 2020
(In Thousands)

	2021	2020
Total forward	\$ 5,938	\$ 13,973
4.00% ODFA Oklahoma State System of Higher Education Master Lease Revenue Bonds, Series 2018A, allocated to the University in the original amount of \$1,604 and mature in varying annual amounts to December 1, 2028	1,116	1,311
0.70% - 2.30% ODFA Oklahoma State System of Higher Education Master Lease Revenue Bonds, Series 2020C, allocated to the University in the original amount of \$4,140 and mature in varying annual amounts to June 1, 2031	3,906	-
2.00% - 4.00% ODFA Oklahoma State System of Higher Education Master Lease Revenue Bonds, Series 2021A, allocated to the University in the original amount of \$1,344 and mature in varying annual amounts to June 1, 2041	1,344	-
0.45% - 3.20% ODFA Oklahoma State System of Higher Education Master Lease Revenue Bonds, Series 2021B, allocated to the University in the original amount of \$440 and mature in varying annual amounts to June 1, 2041	440	-
0.40% - 3.85% ODFA Oklahoma State System of Higher Education Master Real Property Lease Revenue Bonds, Series 2011D, allocated to the University in the original amount of \$11,090 and mature in varying annual amounts to May 15, 2026 - Refunded November 2020 with ODFA Oklahoma State System of Higher Education Master Real Property Lease Revenue Bonds, Series 2020D	-	5,149
2.00% - 4.375% ODFA Oklahoma State System of Higher Education Master Real Property Lease Revenue Bonds, Series 2013A, allocated to the University in the original amount of \$5,055 and mature in varying annual amounts to May 15, 2033 - Refunded May 2021 with General Revenue and Refunding Bonds, Series 2021A	-	3,687
Total forward	12,744	24,120

Oklahoma State University
Notes to Financial Statements
June 30, 2021 and 2020
(In Thousands)

	<u>2021</u>	<u>2020</u>
Total forward	\$ 12,744	\$ 24,120
2.00% - 5.00% ODFA Oklahoma State System of Higher Education Master Real Property Lease Revenue Bonds, Series 2014A, allocated to the University in the original amount of \$1,880 and mature in varying annual amounts to May 15, 2028	1,045	1,172
2.00% - 5.00% ODFA Oklahoma State System of Higher Education Master Real Property Lease Revenue Bonds, Series 2014E, allocated to the University in the original amount of \$45,882 and mature in varying annual amounts to May 15, 2044 - Refunded May 2021 with General Revenue and Refunding Bonds, Series 2021A	-	40,594
2.00% - 5.00% ODFA Oklahoma State System of Higher Education Master Real Property Lease Revenue Bonds, Series 2014F, allocated to the University in the original amount of \$8,680 and mature in varying annual amounts to May 15, 2044 - Refunded May 2021 with General Revenue and Refunding Bonds, Series 2021A	-	7,704
0.80% - 4.50% ODFA Oklahoma State System of Higher Education Master Real Property Lease Revenue Bonds, Series 2014G, allocated to the University in the original amount of \$3,205 and mature in varying annual amounts to May 15, 2044 - Refunded May 2021 with General Revenue and Refunding Bonds, Series 2021B	-	2,824
2.00% - 5.00% ODFA Oklahoma State System of Higher Education Master Real Property Lease Revenue Bonds, Series 2015A, allocated to the University in the original amount of \$20,749 and mature in varying annual amounts to May 15, 2034	15,707	16,616
2.00% - 5.00% ODFA Oklahoma State System of Higher Education Master Real Property Lease Revenue Bonds, Series 2015B, allocated to the University in the original amount of \$42,145 and mature in varying annual amounts to May 15, 2045	<u>27,074</u>	<u>36,842</u>
Total forward	56,570	129,872

Oklahoma State University
Notes to Financial Statements
June 30, 2021 and 2020
(In Thousands)

	2021	2020
Total forward	\$ 56,570	\$ 129,872
0.54% - 4.87% ODFA Oklahoma State System of Higher Education Master Real Property Lease Revenue Bonds, Series 2015C, allocated to the University in the original amount of \$75,315 and mature in varying annual amounts to June 1, 2045 - Refunded May 2021 with General Revenue and Refunding Bonds, Series 2021B	-	67,784
0.39% - 4.92% ODFA Oklahoma State System of Higher Education Master Real Property Lease Revenue Bonds, Series 2015E, allocated to the University in the original amount of \$7,870 and mature in varying annual amounts to May 15, 2045 - Refunded May 2021 with General Revenue and Refunding Bonds, Series 2021B	-	7,165
0.50% - 4.00% ODFA Oklahoma State System of Higher Education Master Real Property Lease Revenue Bonds, Series 2016D, allocated to the University in the original amount of \$30,089 and mature in varying annual amounts to May 15, 2031	24,537	25,721
0.07% - 3.875% ODFA Oklahoma State System of Higher Education Master Real Property Lease Revenue Bonds, Series 2016E, allocated to the University in the original amount of \$11,245 and mature in varying annual amounts to May 15, 2046 - Refunded May 2021 with General Revenue and Refunding Bonds, Series 2021B	-	10,250
2.00% - 4.00% ODFA Oklahoma State System of Higher Education Master Real Property Lease Revenue Bonds, Series 2016G, allocated to the University in the original amount of \$2,684 and mature in varying annual amounts to November 15, 2021	236	793
1.00% - 4.00% ODFA Oklahoma State System of Higher Education Master Real Property Lease Revenue Bonds, Series 2017A, allocated to the University in the original amount of \$17,933 and mature in varying annual amounts to May 15, 2047	5,276	15,094
1.00% - 4.00% ODFA Oklahoma State System of Higher Education Master Real Property Lease Revenue Bonds, Series 2017B, allocated to the University in the original amount of \$13,075 and mature in varying annual amounts to May 15, 2047	1,877	11,495
Total forward	88,496	268,174

Oklahoma State University
Notes to Financial Statements
June 30, 2021 and 2020
(In Thousands)

	2021	2020
Total forward	\$ 88,496	\$ 268,174
2.00% - 4.00% ODFA Oklahoma State System of Higher Education Master Real Property Lease Revenue Bonds, Series 2017C, allocated to the University in the original amount of \$10,125 and mature in varying annual amounts to December 1, 2027	1,124	6,828
3.60% - 4.75% ODFA Oklahoma State System of Higher Education Master Real Property Lease Revenue Bonds, Series 2019A, allocated to the University in the original amount of \$8,738 and mature in varying annual amounts to June 1, 2039 - Refunded November 2020 with ODFA Oklahoma State System of Higher Education Master Real Property Lease Revenue	-	8,448
0.67% - 1.45% ODFA Oklahoma State System of Higher Education Master Real Property Lease Revenue Bonds, Series 2020D, allocated to the University in the original amount of \$5,095 and mature in varying annual amounts to June 1, 2026	4,431	-
0.34% - 3.18% ODFA Oklahoma State System of Higher Education Master Real Property Lease Revenue Bonds, Series 2021B, allocated to the University in the original amount of \$35,115 and mature in varying annual amounts to June 1, 2050	35,115	-
	129,166	283,450
Premiums	3,700	10,057
Total	\$ 132,866	\$ 293,507

Oklahoma State University

Notes to Financial Statements

June 30, 2021 and 2020

(In Thousands)

In connection with the ODFA Master Lease Program, the University has recorded a receivable from ODFA, totaling \$22,356 and \$0 for the allotments not drawn down as of June 30, 2021 and 2020, respectively. A corresponding lease obligations payable to ODFA for the total amounts of the undrawn allotments has also been recorded in unexpended plant funds. All bond issuance costs were expensed.

Future minimum lease payments for all capital lease obligations as of June 30, 2021, are as follows:

Year Ending June 30	Equipment Leases	ODFA Leases	OCIA Leases	Interest	Total
2022	\$ 67	\$ 10,219	\$ 1,783	\$ 6,721	\$ 18,790
2023	73	9,363	4,155	6,307	19,898
2024	79	9,171	4,344	5,895	19,489
2025	86	9,369	4,473	5,450	19,378
2026	92	9,496	4,676	4,967	19,231
2027 - 2031	579	29,839	26,690	18,029	75,137
2032 - 2036	142	20,073	11,270	8,669	40,154
2037 - 2041	-	16,693	-	4,743	21,436
2042 - 2046	-	14,898	-	1,996	16,894
2047 - 2051	-	3,745	-	119	3,864
Totals	<u>\$ 1,118</u>	<u>\$ 132,866</u>	<u>\$ 57,391</u>	<u>\$ 62,896</u>	<u>\$ 254,271</u>

Note 11: Funds Held In Trust By Others

Beneficial Interest in State School Land Funds

The University has a beneficial interest in the “Section Thirteen Fund State Educational Institutions” and the “New College Fund” held in the care of the Commissioners of the Land Office as Trustees. The University has the right to receive annually 30 percent of the distributions of income produced by “Section Thirteen Fund State Educational Institutions” assets and 100 percent of the distribution of income produced by the University’s “New College Fund.” The University received \$7,662 and \$7,786 during the years ended June 30, 2021 and 2020, respectively, which is restricted to the acquisition of buildings, equipment, or other capital items. Present state law prohibits the distribution of any corpus of these funds to the beneficiaries. The total trust fund for the University, held in trust by the Commissioners of the Land Office, is approximately \$236,743 and \$141,185 as of June 30, 2021 and 2020, respectively.

Oklahoma State University
Notes to Financial Statements
June 30, 2021 and 2020
(In Thousands)

Oklahoma State Regents Endowment Trust Fund

The State has matched contributions received under the Endowed Chair Program. The State match amount, plus retained accumulated earnings, totaled approximately \$237,712 and \$192,457 at June 30, 2021 and 2020, respectively, and is invested by the Oklahoma State Regents on behalf of the University. The University is entitled to receive an annual distribution on these funds; however, since legal title of the State match amount is retained by the Oklahoma State Regents, such funds have not been reflected in the accompanying financial statements. With regard to private matching funds, approximately \$3,302 and \$2,641 from donor matching funds and \$515 and \$410 in institutional matching funds as of June 30, 2021 and 2020, respectively, are on deposit with the Oklahoma State Regents for Higher Education, with the remaining matching funds of approximately \$300,132 and \$247,707 as of June 30, 2021 and 2020, respectively, held by the Oklahoma State University Foundation.

Note 12: Retirement Plans

Beginning in 1935, eligible employees were guaranteed a 50 percent income replacement upon retirement at age 65 or 25 years of service. Upon retirement, an eligible retiree could receive supplemental lifetime income via the OSU Supplement Plan. However, with the establishment of the Teacher's Retirement System of Oklahoma (OTRS) in 1943 and establishment of OSU's Defined Contribution Plan in 1971, with TIAA-CREF as the provider, it was determined that no employees would become eligible for supplemental income after June 30, 1996. However, OSU does continue to have a limited number of retirees (or surviving spouses) receiving monthly income from this Plan.

The University has provided eligible employees the opportunity to participate in a defined contribution plan, the TIAA plan (formerly TIAA-CREF), and two defined benefit plans, the Teachers' Retirement System of Oklahoma (OTRS) and the Supplemental Retirement Plan. Effective June 30, 1996, the University terminated the Supplemental Retirement Plan such that no future retirees will be eligible to receive benefits under the plan.

The TIAA and the OTRS plans are integrated with the University's ongoing retirement program. Effective July 1, 1993, these eligibility requirements were modified; however, any employee eligible under the previous requirements was included in the modified plan pursuant to a grandfather provision. Eligible employees include all faculty, exempt and nonexempt continuous regular staff who are scheduled to work at least 1,560 hours annually. Employees hired after June 30, 2004, are not eligible for the integrated plan. The University's retirement program requires the University to contribute 11.5 percent of salary for employees hired on or after July 1, 1993, and for employees hired before July 1, 1993, the University pays the first \$1.5 of the OTRS cost in the fiscal year plus 10 percent of salary over \$7.8 up to \$48 and 11.5 percent on salary over \$48. These retirement contributions are first distributed to the OTRS on mandatory members and optional members who were grandfathered July 1, 1993, as determined by the calculation of OTRS contributions as defined below (see Contributions). Any remaining retirement contributions are distributed to the TIAA plan.

Oklahoma State University

Notes to Financial Statements

June 30, 2021 and 2020

(In Thousands)

Effective July 1, 2004, eligible new hires must make a one-time irrevocable election. Eligible employees must choose either the Alternate Retirement Plan (ARP) or OTRS. For those electing OTRS, the University will contribute the required member and employer contributions. For those electing the ARP, the University contributes 11.5 percent of salary. All ARP contributions are forwarded to TIAA. Should the eligible new hire not make an election within 30 days of hire, he/she will be default enrolled in OTRS. Regardless of the election of the new hire, the University makes contributions retroactive to the date of hire. The ARP does have a 100 percent cliff vesting provision of two years. Effective July 1, 2018, eligible new hires who choose OTRS must make the required member contribution.

A summary of the line items on the Statements of Net Position are as follows:

	2021			
	OTRS	OLERS	Supplemental	Total
Net pension liability	\$ (440,340)	\$ (7,070)	\$ (998)	\$ (448,408)
Deferred outflows of resources	145,198	3,059	-	148,257
Deferred inflows of resources	(75,617)	(523)	-	(76,140)

	2020			
	OTRS	OLERS	Supplemental	Total
Net pension liability	\$ (366,900)	\$ (5,005)	\$ (1,113)	\$ (373,018)
Deferred outflows of resources	86,649	2,085	-	88,734
Deferred inflows of resources	(47,489)	(558)	-	(48,047)

Teachers' Retirement System of Oklahoma (OTRS)

Plan Description

The University contributes to the OTRS, a cost-sharing multiple-employer defined benefit pension plan sponsored by the State of Oklahoma. The OTRS provides retirement, disability, and death benefits to plan members and beneficiaries. The benefit provisions are established and may be amended by the legislature of the State. Title 70 of the Oklahoma Statutes, Sections 17-101 through 17-116.9, as amended, assigns the authority for management and operation of the OTRS to the Board of Trustees of the OTRS. The OTRS issues a publicly available financial report that includes financial statements and supplementary information for the OTRS. That report may be obtained by writing to Oklahoma Teachers Retirement System, P.O. Box 53524, Oklahoma City, Oklahoma, 73152-3524 or by calling (877) 738-6365 (toll free).

Oklahoma State University
Notes to Financial Statements
June 30, 2021 and 2020
(In Thousands)

Benefits Provided

OTRS provides defined retirement benefits based on members' final compensation, age, and term of service. In addition, the retirement program provides for benefits upon disability and to survivors upon the death of eligible members. Title 70 O.S. Sec. 17-105 defines all retirement benefits. The authority to establish and amend benefit provisions rests with the State Legislature.

Benefit provisions include:

- Members that joined OTRS prior to November 1, 2017, become 100 percent vested in retirement benefits earned to date after five years of credited Oklahoma service. Members who joined OTRS after October 31, 2017, become 100 percent vested in retirement benefits earned to date after seven years of credited Oklahoma service. Members who joined OTRS on June 30, 1992, or prior are eligible to retire at maximum benefits when age and years of creditable service total 80. Members joining OTRS after June 30, 1992, are eligible for maximum benefits when their age and years of creditable service total 90. Members whose age and service do not equal the eligible limit may receive reduced benefits as early as age 55, and at age 62 receive unreduced benefits based on their years of service. For those joining OTRS after October 31, 2011, the reduced benefit provision applies as early as age 60 and at 65 receive unreduced benefits based on years of service. The maximum retirement benefit is equal to 2 percent of final compensation for each year of credited service.
- Final compensation for members who joined OTRS prior to July 1, 1992, is defined as the average salary for the three highest years of compensation. Final compensation for members joining OTRS after June 30, 1992, is defined as the average of the highest five consecutive years of annual compensation in which contributions have been made. The final average compensation is limited for service credit accumulated prior to July 1, 1995, to \$40 or \$25, depending on the member's election. Monthly benefits are 1/12 of this amount. Service credits accumulated after June 30, 1995, are calculated based on each member's final average compensation, except for certain employees of the state's two comprehensive universities: University of Oklahoma and Oklahoma State University.
- Upon the death of a member who has not yet retired, the designated beneficiary shall receive the member's total contributions plus 100 percent of interest earned through the end of the fiscal year, with interest rates varying based on time of service. A surviving spouse of a qualified member may elect to receive, in lieu of the aforementioned benefits, the retirement benefit the member was entitled to at the time of death as provided under the Joint Survivor Benefit Option.
- Upon the death of a retired member, OTRS will pay \$5 to the designated beneficiary, in addition to the benefits provided for the retirement option selected by the member.
- A member is eligible for disability benefits after ten years of credited Oklahoma service. The disability benefit is equal to 2 percent of final average compensation for the applicable years of credited service.

Oklahoma State University
Notes to Financial Statements
June 30, 2021 and 2020
(In Thousands)

- Upon separation from OTRS, members' contributions are refundable with interest based on certain restrictions in the plan, or by the IRC.
- Members may elect to make additional contributions to a tax-sheltered annuity program up to the exclusion allowance provided under the IRC under Code Section 403(b).

Contributions

Employees of the University, as OTRS members, are required to contribute to the plan at a rate established by the legislature of the State. For the years ended June 30, 2021 and 2020, the contribution rate for the system members of 7 percent is applied to their total compensation. The University made the majority of the system member's required contributions on behalf of its employees in 2021, 2020, and 2019.

For the years ended June 30, 2021, 2020, and 2019, the local employer contribution rate due from the University was 8.55 percent.

The University's total contributions for employer contributions and fees for the years ended June 30, 2021, 2020, and 2019, were \$17,615, \$19,906, and \$23,287, respectively.

The University's contributions for OTRS members for the years ended June 30, 2021, 2020, and 2019, were \$15,993, \$17,045, and \$18,397, respectively, these amounts being the majority of the required contributions for OTRS members for each year.

In addition for the years ended June 30, 2021 and 2020, the State of Oklahoma contributed on-behalf of the University \$15,937 and \$17,530, respectively. The University recognized these contributions in the University's Statement of Revenues, Expenses, and Changes in Net Position as both revenues and compensation and employee benefit expense. These on-behalf payments do not meet the definition of a special funding situation.

Pension Liabilities, Pension Expense, and Deferred Outflows of Resources and Deferred Inflows of Resources Related to OTRS

At June 30, 2021 and 2020, the University reported a liability of \$440,340 and \$366,900, respectively, for its proportionate share of the OTRS's net pension liability. The net pension liability was measured as of June 30, 2020 and 2019, respectively, and the total pension liability used to calculate the net pension liability was determined by an actuarial valuation as of those dates.

The University's proportion of the net pension liability was based on its proportionate share based on the University's actual contributions to the plan relative to the actual contributions of the plan from all participating employers. Based upon this information, the University's proportion was 4.64 percent, 5.54 percent, and 5.92 percent for the years ended June 30, 2021, 2020, and 2019, respectively.

There were no changes of benefit terms that affected measurement of the total pension liability during the measurement period.

Oklahoma State University

Notes to Financial Statements

June 30, 2021 and 2020

(In Thousands)

For the years ended June 30, 2021 and 2020, the University recognized pension expense in accordance with GASB Statement No. 68, *Accounting and Reporting for Pensions – an amendment of GASB Statement No. 27* of \$77,941 and \$50,828, respectively, for the employer share of the pension liability. This expense also includes the \$15,937 and \$17,530, for 2021 and 2020, respectively, on behalf of payments by the State of Oklahoma. At June 30, 2021 and 2020, the University reported deferred outflows of resources and deferred inflows of resources related to pensions from the following sources:

	2021	
	Deferred Outflows of Resources	Deferred Inflows of Resources
Differences between expected and actual experience	\$ 21,437	\$ 7,458
Changes of assumptions	54,003	6,362
Net difference between projected and actual earning on pension plan investments	37,957	-
Changes in proportion and differences between the University's contributions and the University proportionate share of contributions	14,229	61,797
University's contributions subsequent to the measurement date	<u>17,572</u>	<u>-</u>
Total	<u>\$ 145,198</u>	<u>\$ 75,617</u>
	2020	
	Deferred Outflows of Resources	Deferred Inflows of Resources
Differences between expected and actual experience	\$ 18,835	\$ 15,723
Changes of assumptions	19,263	12,382
Net difference between projected and actual earning on pension plan investments	2,488	-
Changes in proportion and differences between the University's contributions and the University proportionate share of contributions	27,256	19,384
University's contributions subsequent to the measurement date	<u>18,807</u>	<u>-</u>
Total	<u>\$ 86,649</u>	<u>\$ 47,489</u>

Oklahoma State University
Notes to Financial Statements
June 30, 2021 and 2020
(In Thousands)

As of June 30, 2021 and 2020, the University reported \$17,572 and \$18,807, as deferred outflows of resources related to pensions resulting from University contributions subsequent to the measurement date, that will be recognized as a reduction of the net pension liability in the years ending June 30, 2021 and 2020, respectively. Other amounts reported as deferred outflows of resources and deferred inflows of resources at June 30, 2021, related to the OTRS pension plan will be recognized in pension expense as follows:

Year Ending June 30,	
2022	\$ 9,720
2023	11,886
2024	17,106
2025	12,566
2026	731
	\$ 52,009

Actuarial Assumptions

The total pension liability in the June 30, 2020 and 2019, actuarial valuations were determined using the following actuarial assumptions:

	2021	2020
Valuation date	June 30, 2020	June 30, 2019
Actuarial cost method	Entry age actuarial cost method	
Amortization method	Level percentage of payroll, open	
Remaining amortization period	5 years	
Asset valuation method	5 year market value	
Discount rate	7.00%	7.50%
Investment rate of return	7.00%	7.50%
Inflation rate	2.25%	2.50%
Salary increase rate	3.00%	3.25%
Payroll growth rate	3.00%	2.75%
Retirement age	Experience-based tables of rates based on age, service, and gender	
Mortality tables	Various based upon age and gender	

Oklahoma State University

Notes to Financial Statements

June 30, 2021 and 2020

(In Thousands)

The long-term expected rate of return on pension plan investments was determined using a building block method in which best estimate ranges of expected future real rates of return (expected returns, net of pension plan investment expense, and inflation) are developed for each major asset class. These ranges are combined to produce the long-term expected rate of return by weighting the expected future real rates of return by the target asset allocation percentage and by adding expected inflation.

The target asset allocation and best estimates of arithmetic expected real rates of return for each major asset class as of June 30, 2020 and 2019, are summarized in the following tables:

Asset Class	2020	
	Target Asset Allocation	Long-Term Expected Real Rate of Return
Domestic Equity	43.5%	7.5%
International Equity	19.0%	8.5%
Fixed Income	22.0%	2.5%
Real Estate**	9.0%	4.5%
Alternative Assets	<u>6.5%</u>	6.2%
	<u><u>100.0%</u></u>	

**The Real Estate total expected return is a combination of U.S. Direct Real Estate (unlevered) and U.S. Value added Real Estate (unlevered)

Oklahoma State University

Notes to Financial Statements

June 30, 2021 and 2020

(In Thousands)

Asset Class	2019	
	Target Asset Allocation	Long-Term Expected Real Rate of Return
Domestic Equity	38.5%	7.5%
International Equity	19.0%	8.5%
Fixed Income	23.5%	2.5%
Real Estate**	9.0%	4.5%
Alternative Assets	10.0%	6.1%
	<u>100.0%</u>	

**The Real Estate total expected return is a combination of U.S. Direct Real Estate (unlevered) and U.S. Value added Real Estate (unlevered)

Discount Rate

The discount rate used to measure the total pension liability was 7.0 percent and 7.5 percent for the years ended June 30, 2021 and 2020, respectively. The projection of cash flows used to determine the discount rate assumed that contributions from plan members will be made at the current contribution rate and that contributions from employers will be made at contractually required rates, determined by State statutes. Projected cash flows also assume the State of Oklahoma will continue contributing 5 percent of sales, use, and individual income taxes, as established by statute. Based on these assumptions, OTRS' fiduciary net position was projected to be available to make all projected future benefit payments of current plan members. Therefore, the long-term expected rate of return on the pension plan investments was applied to all periods of projected benefit payments to determine the total pension liability.

Oklahoma State University

Notes to Financial Statements

June 30, 2021 and 2020

(In Thousands)

Sensitivity of the Net Pension Liability to Changes in the Discount Rate

The following tables present the net pension liability of the University, prior to the separate ARP allocation, calculated using the discount rate of 7.0 percent and 7.5 percent for June 30, 2021 and 2020, respectively, as well as what the University's net pension liability would be if OTRS calculated the total pension liability using a discount rate that is 1 percentage point lower or 1 percentage point higher than the current rate:

	1% Decrease (6.00%)	2021 Current Discount Rate (7.00%)	1% Increase (8.00%)
University's proportionate share of the net pension liability	\$ 587,705	\$ 440,340	\$ 318,345

	1% Decrease (6.50%)	2020 Current Discount Rate (7.50%)	1% Increase (8.50%)
University's proportionate share of the net pension liability	\$ 517,002	\$ 366,900	\$ 241,332

Pension Plan Fiduciary Net Position

Detailed information about the pension plan's fiduciary net position is available in the separately issued OTRS' financial report.

Payable to the Pension Plan

The University reported a payable of \$1,968 and \$1,809 for the outstanding amount of contributions to the pension plan required for the years ended June 30, 2021 and 2020, respectively.

Defined Contribution Plan

On May 8, 1971, the University approved a contract providing for a funded plan for staff retirement, the TIAA plan. The TIAA plan, which is a defined contribution plan qualified under Internal Revenue Code Section 401(a), provides an annuity in the name of the employee based upon contributions made by the University. All contributions to the TIAA are fully vested immediately.

Oklahoma State University
Notes to Financial Statements
June 30, 2021 and 2020
(In Thousands)

The University's total payroll for the years ended June 30, 2021, 2020, and 2019, was approximately \$485,935, \$479,193, and \$475,644, respectively. The University's contributions to the TIAA were calculated using the base salary amount of approximately \$293,065, \$287,041, and \$268,170 in 2021, 2020, and 2019, respectively. The University funded participant ARP and integrated plan contributions to the TIAA of approximately \$25,939, \$24,638 and \$22,161 in 2021, 2020, and 2019, respectively, which represents approximately 7 percent of covered payroll in each period.

Employees may voluntarily contribute, on a pretax basis, to the 403(b) Supplemental Tax Deferred Annuity Program and/or the 457(b) Deferred Compensation Plan, but such contributions are not considered part of the University's retirement program.

As of June 30, 2021, 2020, and 2019, the TIAA held no related party investments of the University.

Oklahoma Law Enforcement Retirement System (OLERS)

Plan Description

The Oklahoma Law Enforcement Retirement System (OLERS) is administrator of the Oklahoma Law Enforcement Retirement Plan, a cost-sharing defined benefit pension plan established by Oklahoma statutes. OLERS is a component unit of the State of Oklahoma (the "State") and is part of the State's reporting entity. Currently, agencies and/or departments who are members of OLERS are the Oklahoma Highway Patrol and Capitol Patrol of the Department of Public Safety (DPS), the Oklahoma State Bureau of Investigation, the Oklahoma State Bureau of Narcotics and Dangerous Drugs Control, the Alcoholic Beverage Law Enforcement Commission, certain members of the DPS Communications Division, DPS Waterways Lake Patrol Division, park rangers, park managers, and park supervisors of the Oklahoma Tourism and Recreation Department, inspectors of the Oklahoma State Board of Pharmacy and Oklahoma University and Oklahoma State University campus police officers.

Pension Liabilities, Pension Expense, and Deferred Outflows of Resources and Deferred Inflows of Resources Related to OLERS

At June 30, 2021 and 2020, the University reported a liability of \$7,070 and \$5,005, respectively, for its proportionate share of the OLERS's net pension liability. The net pension liability was measured as of June 30, 2020 and 2019, respectively, and the total pension liability used to calculate the net pension liability which was determined by an actuarial valuation as of those dates.

The University's proportion of the net pension liability was based on its proportionate share based on the University's actual contributions to the plan relative to the actual contributions of the plan from all participating employers. Based upon this information, the University's proportion was 3.27 percent, 3.45 percent, and 3.50 percent for the years ended June 30, 2021, 2020, and 2019, respectively.

There were no changes of benefit terms that affected measurement of the total pension liability during the measurement period.

Oklahoma State University

Notes to Financial Statements

June 30, 2021 and 2020

(In Thousands)

For the years ended June 30, 2021 and 2020, the University recognized pension expense of \$2,254 and \$1,887, respectively. At June 30, 2021 and 2020, the University reported deferred outflows of resources and deferred inflows of resources related to pensions from the following sources:

	2021	
	Deferred Outflows of Resources	Deferred Inflows of Resources
Differences between expected and actual experience	\$ 584	\$ 111
Changes of assumptions	11	-
Net difference between projected and actual earning on pension plan investments	1,893	-
Changes in proportion and differences between the University's contributions and the University proportionate share of contributions	259	412
University's contributions subsequent to the measurement date	<u>312</u>	<u>-</u>
Total	<u>\$ 3,059</u>	<u>\$ 523</u>
	2020	
	Deferred Outflows of Resources	Deferred Inflows of Resources
Differences between expected and actual experience	\$ 651	\$ 169
Changes of assumptions	17	-
Net difference between projected and actual earning on pension plan investments	737	-
Changes in proportion and differences between the University's contributions and the University proportionate share of contributions	369	389
University's contributions subsequent to the measurement date	<u>311</u>	<u>-</u>
Total	<u>\$ 2,085</u>	<u>\$ 558</u>

Oklahoma State University

Notes to Financial Statements

June 30, 2021 and 2020

(In Thousands)

Supplemental Retirement Plan

Plan Description

The University sponsors the Supplemental Retirement Plan (the “Plan”), a single-employer public employee retirement system, which was approved in 1971 and terminated as of June 30, 1996. Individuals employed by the University on or after July 1, 1980, when the TIAA-CREF annuity contribution became fully funded, were ineligible for participation in the Plan. Benefits vested upon retirement. The Plan guaranteed eligible employees with 25 years of service, provided they continuously participated in TIAA/CREF and the OTRS, a level of annual retirement benefit if Social Security, the OTRS, and the TIAA-CREF, when applicable, do not equal one-half of the average of the highest three years’ earnings. Authority to establish and amend benefit provisions rests with the Board of Regents. The Plan does not issue a stand-alone financial report.

Funding Policy

Contribution requirements of the University are established and may be amended by the Board of Regents. All contributions are made by the University. Benefits are funded under a “pay as you go” funding method; however, expenses are recorded as benefits accumulate.

Other Postemployment Benefits

Life Insurance

Plan Description

The University pays life insurance premiums for individuals who meet the specified criteria to be considered a retiree as of the last day of continuous regular employment. Eligible retirees must (a) be at least 62 years of age and have at least 10 continuous regular years of service, (b) have worked for the University for at least 25 years in a continuous regular appointment, regardless of age, or (c) meet the OTRS guidelines. In addition, the individual must also have been enrolled in the University’s life insurance program prior to retirement. Each retiree is eligible to receive \$6 of life insurance coverage at an annual cost to the University of \$.00029 per \$1 of coverage. As of June 30, 2021 and 2020, there were approximately 5,900 active employees and 1,900 retirees. Authority to establish and amend benefit provisions rests with the Board of Regents.

Funding Policy

Contribution requirements of the University are established and may be amended by the Board of Regents. All contributions are made by the University. Benefits are funded under a “pay as you go” funding method and there are no plan assets; however, expenses are recorded as benefits accumulate.

Oklahoma State University

Notes to Financial Statements

June 30, 2021 and 2020

(In Thousands)

Health Care Implicit Rate Subsidy

Plan Description

The University allows retirees to remain in the University's health care plan, although the retiree is required to pay 100 percent of the premium. By allowing retirees to be included in the same pool as active employees, this gives retirees a benefit of a lower premium cost than if the retiree obtained health insurance on his or her own, which is referred to as the implicit rate subsidy. As of June 30, 2021, there were approximately 5,900 active employees and 200 retirees in the health care plan.

Liabilities, Expenses, and Deferred Outflows of Resources and Deferred Inflows of Resources Related to Other Postemployment Benefits

At June 30, 2021 and 2020, the University reported a combined liability of \$18,029 and \$15,548, respectively, for the life insurance and health care implicit rate subsidy. For the years ended June 30, 2021 and 2020, the University recognized OPEB expense of \$2,237 and \$1,931, respectively. The University reported deferred outflows of resources related to other postemployment benefits from the following sources for the years ended June 30, 2021 and 2020, as noted below.

	2021	
	Deferred Outflows of Resources	Deferred Inflows of Resources
Differences between expected and actual experience	\$ 2,822	\$ 563
Changes of assumptions	5,908	-
Total	<u>\$ 8,730</u>	<u>\$ 563</u>
	2020	
	Deferred Outflows of Resources	Deferred Inflows of Resources
Differences between expected and actual experience	\$ 3,292	\$ -
Changes of assumptions	3,661	-
Total	<u>\$ 6,953</u>	<u>\$ -</u>

Oklahoma State University
Notes to Financial Statements
June 30, 2021 and 2020
(In Thousands)

The balance as of June 30, 2021, of the deferred outflows (inflows) of resources will be recognized in the OPEB expense in the future fiscal years as noted below.

Years ending June 30:		
2022	\$	1,189
2023		1,189
2024		1,189
2025		1,189
2026		1,190
Thereafter		<u>2,221</u>
	<u>\$</u>	<u>8,167</u>

Actuarial Assumptions

The other postemployment liability in the June 30, 2021 and 2020, actuarial valuation was determined using the following actuarial assumptions:

	<u>2021</u>	<u>2020</u>
Valuation date	June 30, 2021	June 30, 2020
Actuarial cost method	Entry Age Normal	
Discount rate	2.19%	2.66%
Inflation rate	3.00%	3.25%
Salary increase rate	3.50%	3.25%
Retirement age	Experience-based tables of rates based on age, service, and gender	
Mortality tables	SOA Pub-2010 Weighted Mortality Table fully generational using Scale MP-2020	RPH-2018 Total Dataset Mortality Table fully generational using Scale MP-2018

Oklahoma State University

Notes to Financial Statements

June 30, 2021 and 2020

(In Thousands)

Changes in the Other Postemployment Liability

	2021	2020
Total OPEB liability, beginning of year	\$ 15,548	\$ 14,027
Changes for the year		
Service cost	630	490
Interest	418	492
Changes in assumptions	3,029	1,541
Differences between expected and actual experience	(625)	11
Benefits payments	(971)	(1,013)
Net change in total OPEB liability	2,481	1,521
Total OPEB liability, end of year	\$ 18,029	\$ 15,548

Sensitivity of the Other Postemployment Liability to Changes in the Discount Rate

The following tables present the total other postemployment liability as of June 30, 2021 and 2020, calculated using a discount rate of 2.19 percent and 2.66 percent, respectively, and what it would be using a 1 percent higher and 1 percent lower discount rate.

	2021		
	1% Decrease (1.19%)	Current Discount Rate (2.19%)	1% Increase (3.19%)
University's total other postemployment liability	\$ 20,968	\$ 18,029	\$ 15,689

	2020		
	1% Decrease (1.66%)	Current Discount Rate (2.66%)	1% Increase (3.66%)
University's total other postemployment liability	\$ 17,746	\$ 15,548	\$ 13,761

Oklahoma State University

Notes to Financial Statements

June 30, 2021 and 2020

(In Thousands)

Sensitivity of the Other Postemployment Liability to Changes in the Health Care Trend Rates

The following tables present the total other postemployment liability as of June 30, 2021 and 2020, calculated using a health care trend rate starting at a rate 1 percent higher and lower than the initial rate of 8.00 percent and 7.50 percent as of June 30, 2021 and 2020, respectively.

	1% Decrease (7.00%)	2021 Current Discount Rate (8.00%)	1% Increase (9.00)
University's total other postemployment benefit	\$ 17,259	\$ 18,029	\$ 18,947

	1% Decrease (6.50%)	2020 Current Discount Rate (7.50%)	1% Increase (8.50)
University's total other postemployment benefit	\$ 14,944	\$ 15,548	\$ 16,273

OTRS/Health Care Plan

Plan Description

At retirement, if an employee is enrolled in the OTRS plan and is participating in the University's health care plan, the retiree may elect to continue health insurance coverage in the University's health care plan. OTRS will pay the first one hundred dollars to one hundred and five dollars of monthly premiums for each participating retiree (not dependents). The actual amount paid by OTRS is determined by total service and average salary at retirement.

As of June 30, 2021 and 2020, the University recorded an asset for other postemployment benefits of \$460 and \$3,428 for its proportionate share of the OTRS's OPEB, deferred outflows of \$2,322 and \$112 and deferred inflows of \$1,024 and \$1,764, respectively. These balances were measured as of June 30, 2020 and 2019, and were determined by an actuarial valuation.

Oklahoma State University
Notes to Financial Statements
June 30, 2021 and 2020
(In Thousands)

Actuarial Assumptions

The other postemployment benefit at June 30, 2021 and 2020, was determined using the following actuarial assumptions:

	June 30, 2021	June 30, 2020
Actuarial cost method	Entry Age Normal	
Discount rate	7.00%	7.50%
Inflation rate	2.25%	2.50%
Salary increase rate	3.00%	3.25%
Investment rate of return	7.00%	7.50%
Retirement age	Experience-based tables of rates based on age, service, and gender	
Mortality tables	Various based upon age and gender	

Sensitivity of the Other Postemployment Benefit to Changes in the Discount Rate

The following tables present the other postemployment benefit, calculated using the current discount rate of 7.00 percent and 7.50 percent for June 30, 2021 and 2020, respectively, as well as what it would be using a 1 percent higher and 1 percent lower discount rate.

	2021		
	1% Decrease (6.00%)	Current Discount Rate (7.00%)	1% Increase (8.00%)
University's proportionate share of the net other postemployment benefit	\$ 1,669	\$ 460	\$ 2,264
	2020		
	1% Decrease (6.50%)	Current Discount Rate (7.50%)	1% Increase (8.50%)
University's proportionate share of the net other postemployment benefit	\$ 1,149	\$ 3,428	\$ 5,375

Oklahoma State University
Notes to Financial Statements
June 30, 2021 and 2020
(In Thousands)

Note 13: Risk Management

Due to the diverse risk exposure of the University and its constituent agencies, the insurance portfolio contains a comprehensive variety of coverage. Oklahoma Statutes require participation of all State agencies in basic tort, educator's legal liability, property and casualty programs, and fidelity bonding provided by the Risk Management Division of the Office of Management and Enterprise Services (the "SRMD"). In addition to these basic policies, the University's Department of Risk and Property Management establishes enterprise risk management guidelines for risk assessment, risk avoidance, risk acceptance, and risk transfer.

Oklahoma State University and individual employees are provided sovereign immunity when performing official business within the scope of their employment under the Oklahoma Governmental Tort Claims Act. For risks not protected by sovereign immunity, it is the internal policy of the University's Risk and Property Management department to accept initial risk in the form of retention or deductibles only to the extent that funds are available from the University's general operations or a funded reserve to maintain this risk.

Beyond acceptable retention levels, risk transfer is practiced by purchasing conventional insurance coverage through an insurance broker or through the SRMD. These coverages are outlined as follows:

- The buildings and contents are insured for replacement value. Each loss incident is subject to a \$100 deductible.
- Out-of-state and out-of-country comprehensive general liability, educator's legal liability including employment practices, auto liability, aircraft liability, watercraft liability, leased vehicles, equipment, and fidelity bonds are acquired by the University from the SRMD. To complement coverage provided by State Statute and to meet specific coverage requirements for special grants and/or contracts, additional coverage is purchased based on specific departmental and institutional needs and risks, but the related risks are not considered material to the University as a whole. Claim settlements have not exceeded insurance coverage in each of the past three fiscal years.

Self-Funded Programs

The University's life insurance program was self-funded through December 31, 2003. Effective January 1, 2004, life waivers for disabled employees and their dependents were all that remained in the self-funded plan. Reserves were established at the onset of disability to pay the claims. In 2009, the University reached an agreement to apportion the remaining reserve between the University and the former TPA, American Fidelity Assurance. American Fidelity Assurance assumed all liability for all runoff claims. Effective January 1, 2004, the University's life coverage is handled through an insured plan.

Through June 30, 1999, the University's health care programs were also self-funded. Effective July 1, 1999, the University terminated its self-insurance program, and participated in the State self-insurance program through December 31, 2007. Effective January 1, 2008, the University began participation in an insured program with BlueCross BlueShield of Oklahoma as the provider.

Oklahoma State University

Notes to Financial Statements

June 30, 2021 and 2020

(In Thousands)

The University believes that there is no exposure to pay run-off claims for the previous self-insured program at June 30, 2021. Beginning January 1, 2015, the University's health care program again became self-funded. BlueCross BlueShield is the third-party administrator. The University has employed Lockton Company as a consultant to assist with premium setting, development of plan features, reserve funding and use of third-party stop loss coverage insurance. At June 30, 2021 and 2020, respectively, the University had recorded a liability of approximately \$3,902 and \$3,526, respectively, for claims incurred but not yet paid and is included in accounts payable in the statements of net position.

The University's workers' compensation program is self-funded and is administered by a third party. The University maintains a cash deposit with the administrator and reimburses the administrator for claims paid and administrative expenses on a monthly basis. Benefits provided are prescribed by State law and include lump-sum payments for rated disabilities, in addition to medical expenses and a portion of salary loss, resulting from a job-related injury or illness. The University records a liability for workers' compensation in its financial statements based on annual actuarial valuations. As of June 30, 2021 and 2020, the accrued workers' compensation liability totaled \$4,983 and \$4,748, respectively, computed utilizing a discount rate of 2 percent for each year. The University had claims incurred of \$1,855 and \$1,630 during the years ended June 30, 2021 and 2020, respectively.

The University's unemployment compensation insurance program is also self-funded. Unemployment benefits that separated employees receive are determined by Oklahoma Statutes and are administered by the Oklahoma Employment Security Commission (OESC). As a reimbursing employer, the University is billed quarterly by the OESC for benefits paid to former employees. The Board of Regents requires that the University maintain a minimum of \$700 in reserve to cover claims. This minimum cash balance is considered each year during the rate-setting process.

Note 14: Related Party Transactions

A summary of related party transactions during the years ended June 30, 2021 and 2020, including a description of the relationship and operations are as follows:

Oklahoma State University Foundation

Nature of Relationship: OSU Foundation is a not-for-profit corporation formed to promote and foster the educational, benevolent, and scientific purposes of the University, and to create a fund to be used for any program, project, or enterprise undertaken in the interest of the University, and to promote and foster educational and cultural interests in the State and the United States.

Oklahoma State University
Notes to Financial Statements
June 30, 2021 and 2020
(In Thousands)

OSU Foundation is governed by an independent Board of Trustees who maintain no position at the University. Although the University does not control the timing or amount of receipts from OSU Foundation, the majority of resources, or income thereon, that OSU Foundation holds and invests are restricted to the activities of the University by the donors. Because these restricted resources held by OSU Foundation can only be used by, or for the benefit of, the University, OSU Foundation is considered a component unit of the University as defined by GASB Statement No. 39, *Determining Whether Certain Organizations are Component Unit*, and is separately presented.

Description of Operations: OSU Foundation acts largely as a fundraising organization: soliciting, receiving, managing, and disbursing contributions on behalf of the University based on terms of a service agreement. Most of the contributions received are designated by the donors to be used for specific purposes or by specific departments. In these instances, OSU Foundation serves essentially as a conduit. Contributions that are not designated are used where the need is considered greatest, as determined by OSU Foundation.

Related party transactions and funds held by OSU Foundation on behalf of the University are as follows as of and for the years ended June 30:

	2021	2020
Dollar value of transactions for the year ended June 30		
Funds disbursed to or on behalf of the University	\$ 84,965	\$ 98,256
Funds collected from the University	3,402	2,846
Nonmonetary goods distributed to the University	8,000	1,752
Total net assets held on behalf of or for the benefit of the University at June 30	1,342,865	1,118,811
Related party receivables and payables at June 30		
Due to the University	2,395	2,552
Due from the University	4,320	6,775

National Center for Addiction Studies and Treatment Foundation

Nature of Relationship: NCAST is a nonprofit corporation formed to improve the lives of individuals in Oklahoma and across the nation that are affected by pain and substance abuse disorders through exceptional programs in research, education, prevention, treatment, and advocacy.

NCAST is governed by a Board of Directors primarily appointed by the University. The University does not have an ownership interest but has the ability to remove appointed members of the governing body. NCAST is considered a component unit of the University as defined by GASB Statement No. 39, *Determining Whether Certain Organizations are Component Unit*, and is discretely presented.

Oklahoma State University

Notes to Financial Statements

June 30, 2021 and 2020

(In Thousands)

Description of Operations: NCAST was created as a result of a consent settlement agreement between the State of Oklahoma and Purdue Pharma, Inc. (Purdue) in March 2019. The settlement agreement provided for a \$102,500 payment to be made to NCAST by Purdue. In addition, the owners of Purdue agreed within the settlement agreement to donate \$75,000 to NCAST.

Cowboy Athletics, Inc. (CAI)

Nature of Relationship: CAI is a not-for-profit Oklahoma corporation organized to support the University and other educational programs associated with the University.

CAI is governed by a seven-member Board of Directors, three of whom serve by virtue of their association with the University. The remaining four members are elected by the members. Although the University does not control the timing or amount of receipts from CAI, the majority of resources or income thereon that CAI holds and invests is restricted to the activities of the University. CAI is considered immaterial to the operations of the University and therefore, is not considered as a component unit.

CAI also operates a golf course (Karsten Creek) and related facilities in Stillwater, Oklahoma. The golf course is primarily utilized as a teaching and practice facility by the University for the men's and women's golf teams. Use of the course is also open to golf course members and others based on established membership and usage fee schedules.

Description of Operations: CAI revenues consist primarily of contributions from the private sector, including individuals and corporations, green fees, pro shop sales, food and beverage sales, and membership fees. Charitable gifts made for use by the University's Department of Intercollegiate Athletics are received, processed, and administered by OSU Foundation. Such contributions may be transferred to CAI at which time CAI recognizes contribution revenue. Other contributions are recorded when received or when a donor has announced an intention to give, and CAI believes that collection is probable. Green fees are recognized when earned. Pro shop sales, and food and beverage sales, are recorded when a sale is made – essentially on the cash basis. Membership fees are assessed on a calendar year basis, are nonrefundable, and are recognized in the year for which they apply. Funds are expended for any purpose consistent with promoting the primary objectives of CAI.

Related party transactions and funds held by CAI on behalf of the University as of and for the years ended June 30:

	2021	2020
Dollar value of transactions for the year ended June 30		
Funds disbursed to or on behalf of the University	\$ 441	\$ 773
Funds collected from the University	2,366	5,418
Nonmonetary goods distributed to the University	757	97,817
Related party receivables and payables at June 30		
Due to the University	12	25
Due from the University	8	53

Oklahoma State University
Notes to Financial Statements
June 30, 2021 and 2020
(In Thousands)

In fiscal year 2021 CAI transferred equipment in the amount of \$690 and supplies in the amount of \$67 to the University. The acquisitions are reflected as capital from grants, gifts, and affiliates of \$757 in the statement of revenues, expenses, and changes in net position of the University for the year ended June 30, 2021.

In fiscal year 2020 CAI transferred the O’Brate Baseball Stadium in the amount of \$69,467, the Neal Patterson Soccer Stadium in the amount of \$21,896, the cross country maintenance building in the amount of \$99 to the University. CAI also transferred improvements to Gallagher-Iba Area in the amount of \$133, the equestrian facility in the amount of \$1,157, the Michael and Anne Greenwood Tennis Center in the amount of \$1,022, and the cross country facilities in the amount of \$3,208. There were gifts of equipment in the amount of \$835. The acquisitions are reflected as capital from grants, gifts, and affiliates of \$97,817 in the statement of revenues, expenses, and changes in net position of the University for the year ended June 30, 2020.

OSU – University Multispectral Laboratories, L.L.C.

Nature of Relationship: OSU – University Multispectral Laboratories, L.L.C. (OSU-UML) is a nonprofit limited liability company founded for the purposes of research, development, testing, evaluation, validation, and verification of sensors and other technologies in support of the global war on terrorism, homeland security, and other related national security requirements for the benefit of the University.

OSU-UML is governed by a board of directors comprised primarily of management of the University. The University is the sole member of OSU-UML. OSU-UML is considered immaterial to the operations of the University and therefore, is not separately presented as a component unit.

Description of Operations: Prior to fiscal year 2019, OSU-UML received and administered funds from federal and state organizations and from private sources for the purpose of carrying out certain research programs of the University. Funds were expended for purposes consistent with promoting the research activities of OSU-UML. The operations of OSU-UML have significantly decreased with limited activity in fiscal years 2021 and 2020. The process has begun for liquidating all accounts receivable and accounts payable and finalizing all federal contracts in preparation for the dissolution of this entity.

In fiscal year 2021 and 2020, OSURF made advances to OSU-UML in the amount of \$20 and \$2,200, respectively, for which an allowance for the total of the advances was also recorded.

Oklahoma State University Alumni Association

Nature of Relationship: Oklahoma State University Alumni Association (the “Association”) is a not-for-profit corporation formed to provide a corporate body through which alumni may unify their efforts to promote and encourage the growth and development of the University. The Association is considered immaterial to the operations of the University and therefore, is not separately presented as a component unit.

Oklahoma State University

Notes to Financial Statements

June 30, 2021 and 2020

(In Thousands)

Description of Operations: The Association's revenues consist primarily of dues, investment earnings, support from the University, and revenue from Association sponsored activities. Funds are expended for any purpose consistent with promoting the primary objectives of the Association. Related party transactions and funds held by the Association on behalf of the University are as follows as of and for the years ended:

	2021		2020
Dollar value of transactions for the year ended June 30			
Funds disbursed to or on behalf of the University	\$ 333	\$	423
Funds collected from the University	760		464

Foundation for the McKnight Center for the Performing Arts

Nature of Relationship: The Foundation for the McKnight Center for the Performing Arts (the "McKnight Center") is a not-for-profit corporation formed to provide support and assistance to the University in connection with the performing arts including, but not limited to, providing funding for the performing arts, long-term management, and operations of the McKnight Center. It is considered immaterial to the operations of the University and therefore, is not separately presented as a component unit.

Description of Operations: The McKnight Center revenues consist primarily of program revenue, ticket sales, investment earnings, and support from the Oklahoma State University Foundation. Funds are expended for any purpose consistent with promoting the primary objectives of the McKnight Center.

Note 15: Disclosures About Fair Value of Assets and Liabilities

The University categorizes its fair value measurements within the fair value hierarchy established by generally accepted accounting principles. Fair value is the price that would be received to sell an asset or paid to transfer a liability in an orderly transaction between market participants at the measurement date. Fair value measurements must maximize the use of observable inputs and minimize the use of unobservable inputs. There is a hierarchy of three levels of inputs that may be used to measure fair value:

- Level 1** Quoted prices in active markets for identical assets or liabilities.
- Level 2** Observable inputs other than Level 1 prices, such as quoted prices for similar assets or liabilities; quoted prices in markets that are not active; or other inputs that are observable or can be corroborated by observable market data for substantially the full term of the assets or liabilities.
- Level 3** Unobservable inputs supported by little or no market activity and are significant to the fair value of the assets or liabilities.

Oklahoma State University
Notes to Financial Statements
June 30, 2021 and 2020
(In Thousands)

Recurring Measurements

The following tables present the fair value measurements of assets and liabilities recognized in the accompanying financial statements measured at fair value on a recurring basis and the level within the fair value hierarchy in which the fair value measurements fall at June 30, 2021 and 2020:

Description	2021			Total
	Level 1	Level 2	Level 3	
Investments				
U.S. government securities	\$ -	\$ 8,222	\$ -	\$ 8,222
U.S. Treasury notes	-	74,821	-	74,821
Money market funds	17,618	-	-	17,618
Mortgage backed securities	-	2,667	-	2,667
State Regents Endowment Trust	-	740	-	740
Total investments	<u>\$ 17,618</u>	<u>\$ 86,450</u>	<u>\$ -</u>	<u>\$ 104,068</u>

Description	2020			Total
	Level 1	Level 2	Level 3	
Investments				
U.S. government securities	\$ -	\$ 12,440	\$ -	\$ 12,440
U.S. Treasury notes	-	71,762	-	71,762
Money market funds	18,298	-	-	18,298
State Regents Endowment Trust	-	584	-	584
Total investments	<u>\$ 18,298</u>	<u>\$ 84,786</u>	<u>\$ -</u>	<u>\$ 103,084</u>

U.S. government securities, U.S. Treasury notes, mortgage backed securities, and State Regents Endowment Trust funds are valued on the basis of evaluated prices provided by independent pricing services when such processes are believed to reflect the fair market value of such securities and are classified within Level 2 of the fair value hierarchy.

Money market funds are principally valued at the regular trading session closing price on the exchange or market in which such funds are principally traded, on the last business day of each period presented and are classified within Level 1 of the fair value hierarchy.

Equity interest in a closely held entity is accounted for as an equity method investment and is not included in the table above.

Oklahoma State University
Notes to Financial Statements
June 30, 2021 and 2020
(In Thousands)

Note 16: Commitments, Contingent Liabilities, and Uncertainties

The University had outstanding commitments under construction contracts of approximately \$34,605 and \$20,915 at June 30, 2021 and 2020, respectively.

The University is party to various lawsuits arising out of the normal conduct of its operations. In the opinion of University management, the ultimate resolution of these matters will not have a material adverse effect upon the University's financial position.

The University participates in certain federal grant programs. These programs are subject to financial and compliance audits by the grantor or its representative. Such audits could lead to requests for reimbursement to the grantor agency for expenditures disallowed under terms of the grant. Management believes disallowances, if any, will not be material.

Note 17: Natural Classifications with Functional Classifications

The University's operating expenses by functional classification were as follows for the years ended June 30, 2021 and 2020:

Functional Classification	Year Ended June 30, 2021									Total
	Natural Classification									
	Compensation and Employee Benefits	Contractual Services	Supplies and Materials	Utilities	Communications	Other Operating Expenses	Scholarships and Fellowships	Depreciation Expense		
Instruction	\$ 251,424	\$ 23,608	\$ 9,009	\$ 1,909	\$ 1,080	\$ 3,531	\$ -	\$ -	\$ -	\$ 290,561
Research	113,855	16,158	10,532	519	386	3,013	-	-	-	144,463
Public service	62,928	16,598	2,835	99	430	3,968	-	-	-	86,858
Academic support	59,794	11,865	5,163	30	640	23,894	-	-	-	101,386
Student services	29,723	2,499	431	3	387	717	-	-	-	33,760
Institutional support	30,046	3,377	73	-	254	1,544	-	-	-	35,294
Operation of plant	17,846	24,639	942	22,345	325	477	-	-	-	66,574
Scholarships	1,212	-	2	-	-	71	60,304	-	-	61,589
Auxiliary enterprises	116,994	111,275	23,743	10,286	1,460	18,111	-	-	-	281,869
Depreciation	-	-	-	-	-	-	-	92,361	-	92,361
Total expenses	\$ 683,822	\$ 210,019	\$ 52,730	\$ 35,191	\$ 4,962	\$ 55,326	\$ 60,304	\$ 92,361	\$ -	\$ 1,194,715

Oklahoma State University
Notes to Financial Statements
June 30, 2021 and 2020
(In Thousands)

Year Ended June 30, 2020
Natural Classification

Functional Classification	Compensation and Employee Benefits	Contractual Services	Supplies and Materials	Utilities	Communications	Other Operating Expenses	Scholarships and Fellowships	Depreciation Expense	Total
Instruction	\$ 236,850	\$ 39,545	\$ 6,538	\$ 30	\$ 1,044	\$ 7,355	\$ -	\$ -	\$ 291,362
Research	106,129	11,022	10,213	540	400	6,087	-	-	134,391
Public service	54,545	14,950	2,585	99	368	5,588	-	-	78,135
Academic support	56,438	11,604	4,610	7	574	15,199	-	-	88,432
Student services	30,866	2,679	364	1	284	881	-	-	35,075
Institutional support	23,745	2,968	(1,415)	-	301	1,887	-	-	27,486
Operation of plant	18,596	25,317	1,138	23,012	281	41	-	-	68,385
Scholarships	1,510	-	1	-	-	75	63,772	-	65,358
Auxiliary enterprises	112,889	114,644	22,532	9,594	1,448	36,933	-	-	298,040
Depreciation	-	-	-	-	-	-	-	86,783	86,783
Total expenses	<u>\$ 641,568</u>	<u>\$ 222,729</u>	<u>\$ 46,566</u>	<u>\$ 33,283</u>	<u>\$ 4,700</u>	<u>\$ 74,046</u>	<u>\$ 63,772</u>	<u>\$ 86,783</u>	<u>\$ 1,173,447</u>

Note 18: Current Economic Conditions

As a result of the spread of the SARS-COV-2 virus and the incidence of COVID-19, economic uncertainties have arisen which may negatively affect the financial position, results of operations, and cash flows of the University. The duration of these uncertainties and the ultimate financial effects cannot be reasonably estimated at this time.

Note 19: Subsequent Events

The University has evaluated events and transactions that occurred subsequent to June 30, 2021, through October 29, 2021, the date these financial statements were available to be issued, for potential recognition or disclosure in these financial statements.

**Notes to Financial Statements –
Oklahoma State University Foundation**

Oklahoma State University

Notes to Financial Statements

June 30, 2021 and 2020

(In Thousands)

Note 20: Discretely Presented Component Unit – Oklahoma State University Foundation (Not in Thousands)

Organization

Oklahoma State University Foundation (the “Foundation”) is a not-for-profit corporation formed in 1961 to promote the educational, benevolent, and scientific purposes of Oklahoma State University (the “University” or “OSU”). The Foundation, through the contributions it receives, provides funds for University projects and programs which cannot be funded by appropriations or grants from state and federal governments, or for which existing appropriations are inadequate.

Reporting Entity

The consolidated financial statements include the assets, liabilities, net assets, changes in net assets, and cash flows of the Foundation and affiliates. The Foundation has approximately 5,900 active component funds, two affiliated organizations, and two single-member limited liability companies. The affiliated organizations, the Foundation for Engineering at Oklahoma State University, Inc. (FEOSU), which was incorporated on October 10, 2008, and Multilateral Endowment Management Company (MEMCO) incorporated on July 18, 2019, are included with the Foundation in the accompanying consolidated financial statements because the Foundation has an economic interest in the organizations and controls the affiliated organizations’ Board of Trustees. Further, distributions made by FEOSU exclusively benefit the charitable purposes of the Foundation. The Foundation is also the sole member of the Oklahoma State University Student Foundation, LLC and the OSU Foundation Real Estate, LLC and as such the accompanying consolidated financial statements include all assets, liabilities, revenues, and expenses of the LLCs. All material interorganization transactions of the affiliated organization and the LLCs have been eliminated in consolidation. The Foundation, its affiliate, and the LLCs are collectively referred to as the Foundation throughout these consolidated financial statements.

Operations

The Foundation acts primarily as a fundraising organization, soliciting, receiving, managing, and disbursing contributions on behalf of the University. Distribution of amounts held in the funds of the Foundation is subject to the approval of the Foundation and the availability of monies. Accordingly, the accompanying consolidated financial statements generally reflect expenditures which have been submitted to and approved by the Foundation as of the financial reporting date.

Oklahoma State University

Notes to Financial Statements

June 30, 2021 and 2020

(In Thousands)

Note 20: Discretely Presented Component Unit – Oklahoma State University Foundation (Not in Thousands) (Continued)

Basis of Presentation

The Foundation follows the Financial Accounting Standards Board (FASB) Accounting Standards Codification (ASC). The ASC is the single source of authoritative guidance for accounting principles generally accepted in the United States of America (U.S. GAAP) for nongovernmental entities. The Foundation's consolidated financial statements have been prepared on the accrual basis of accounting and to ensure the observance of limitations and restrictions placed on the use of available resources, the Foundation maintains its accounts in accordance with the principles and practices of fund accounting. All interfund activities have been eliminated in the accompanying consolidated financial statements.

Concentrations of Credit

The Foundation has certain concentrations of credit risk with financial institutions in the form of uninsured cash and time deposits. For purposes of evaluating credit risk, the stability of financial institutions conducting business with the Foundation is periodically reviewed and management believes that credit risks related to such balances are minimal.

The Foundation received contributions from six and four donors totaling approximately \$24,705,000 and \$31,132,000 in the years ended June 30, 2021 and 2020, respectively. These contributions represent 23 percent and 31 percent of total contribution revenue in 2021 and 2020, respectively. Net contributions receivable totaling approximately \$65,126,000 and \$69,253,000 are due from 11 and 10 donors at June 30, 2021 and 2020, respectively. These receivables represent approximately 58 percent and 62 percent of total net contributions receivable at June 30, 2021 and 2020, respectively.

The Foundation has a closely held stock that represents approximately 10 percent and 12 percent of the total investment balance at June 30, 2021 and 2020, respectively.

Oklahoma State University

Notes to Financial Statements

June 30, 2021 and 2020

(In Thousands)

Note 20: Discretely Presented Component Unit – Oklahoma State University Foundation (Not in Thousands) (Continued)

Liquidity and Availability

Financial assets available for general expenditures, that is, without donor or other restrictions limiting their use, within one year of the statement of financial position date, comprise the following:

	2021	2020
Cash and cash equivalents	\$ 7,305,433	\$ 11,202,484
Short-term investments and unrestricted liquid investments	223,671,977	169,518,984
Interest and other receivables	1,934,767	2,195,693
Notes receivables	875,000	875,000
Unendowed investments	45,209,221	38,528,781
Endowment spending-rate distributions	27,254,590	26,217,124
	<u>\$ 306,250,988</u>	<u>\$ 248,538,066</u>

The Foundation's endowment funds consist of donor-restricted endowments and funds designated as endowments. Income from donor-restricted endowments is restricted for specific purposes, with the exception of the amounts available for general use. Donor-restricted endowment funds are not available for general expenditure.

Consistent with the objectives of the Foundation's investment policy, cash and investments are managed such that funds are available as expenditures, liabilities, and other obligations come due. As part of the Foundation's liquidity management plan, the Foundation invests cash in excess of expected short-term needs in short-term investments.

The Foundation receives management fees on funds held in the investment pool and a gift allocation on gifts received. For the fiscal year ending June 30, 2021, management fees and gift allocations were approximately \$10,825,000 and \$2,560,000, respectively. For the fiscal year ending June 30, 2020, management fees and gift allocations were approximately \$10,079,000 and \$2,549,000, respectively. The management fees and gift allocation provide funds necessary to fulfill the Foundation's general expenditure obligation.

Oklahoma State University

Notes to Financial Statements

June 30, 2021 and 2020

(In Thousands)

Note 20: Discretely Presented Component Unit – Oklahoma State University Foundation (Not in Thousands) (Continued)

Investments

Investments consisted of the following at June 30:

	<u>2021</u>	<u>2020</u>
Marketable securities		
Fixed income		
Cash and short-term funds	\$ 53,454,005	\$ 65,777,891
Global fixed income mutual funds	47,632,811	70,344,840
U.S. fixed income mutual funds	954,610	821,246
Equity		
Long-only - domestic	29,527,410	5,563,983
Long-only - emerging markets	1,016,690	824,221
Long-only - global	2,222,182	1,732,609
Long-only - international	3,167,990	16,256,397
Hedged Equity - diversifiers	29,192,627	-
Hedged Equity - long/short funds	14,127,097	-
Real asset securities - public	3,316,820	2,576,436
Total marketable securities	<u>184,612,242</u>	<u>163,897,623</u>
Nonmarketable securities		
Hedged equity - credit related	63,682,270	57,212,730
Hedged equity - multistrategy funds	151,055	159,204
Hedged equity - long/short funds	145,332,616	118,167,559
Hedged equity - diversifiers	97,182,064	98,280,800
Hedged equity - event driven	46,234,863	42,082,787
Long-only - emerging markets	29,958,556	27,922,335
Long-only - international	106,704,896	71,376,762
Global equity futures	-	8,176,519
Private equity	378,400,821	250,768,105
Fixed income - global fixed income fund	9,159,784	18,804,539
Real assets		
Private funds	46,813,423	32,841,624
Closely held stock	122,399,145	121,412,829
Total nonmarketable securities	<u>1,046,019,493</u>	<u>847,205,793</u>
Total investments	<u>\$ 1,230,631,735</u>	<u>\$ 1,011,103,416</u>

Oklahoma State University

Notes to Financial Statements

June 30, 2021 and 2020

(In Thousands)

Note 20: Discretely Presented Component Unit – Oklahoma State University Foundation (Not in Thousands) (Continued)

Net investment returns consists of the following for the years ended June 30:

	2021	2020
Interest and dividends	\$ 9,559,253	\$ 13,346,838
Investment fees	(3,261,734)	(6,790,688)
Net realized gains on investments carried at fair value	69,085,191	40,961,629
Net unrealized gains on investments carried at fair value	152,870,502	31,417,113
Change in fair value of perpetual trusts	1,711,442	(13,308)
Net investment returns	\$ 229,964,654	\$ 78,921,584

Contributions, Interest, and Other Receivables

Unconditional contributions receivable, including amounts due under pledge agreements, are expected to be collected as follows at June 30:

	2021	2020
Contributions receivable in		
Less than one year	\$ 41,090,632	\$ 32,462,626
One year to five years	82,287,602	89,395,999
Over five years	43,421,573	47,223,952
	166,799,807	169,082,577
Less:		
Unamortized discount (2.25% - 8.41%)	44,013,038	47,874,944
Allowance for uncollectible pledges	11,152,965	8,925,847
	\$111,633,804	\$112,281,786

The Foundation has raised substantial conditional and unconditional contributions which, at least in part, are for the purpose of qualifying for the Pickens Legacy Scholarship match program. The matching funds are to be provided through the estate of a significant donor and as such are considered conditional; however, the funds raised to be matched by this conditional gift which are the result of cash payments and/or unconditional promises to give have been recognized as contribution revenue net of a discount to present value in the period in which the contribution was made and/or unconditional promise was received.

Oklahoma State University

Notes to Financial Statements

June 30, 2021 and 2020

(In Thousands)

Note 20: Discretely Presented Component Unit – Oklahoma State University Foundation (Not in Thousands) (Continued)

Unconditional contributions receivable net of discount and allowance that are with donor restrictions are described in the table below at June 30:

	2021	2020
Intercollegiate athletics	\$ 47,140,705	\$ 46,408,729
General University support	14,503,344	21,421,039
Awards and scholarships	8,142,227	7,975,419
Facilities and equipment	40,815,953	36,034,053
Other	1,031,575	442,546
	\$111,633,804	\$112,281,786

Conditional promises to give are substantially the result of the Foundation being named as the beneficiary in an estate plan or a valid will. No amounts have been recognized in the consolidated financial statements for conditional promises to give because the conditions on which they depend have not been substantially met. The Foundation does not currently have sufficient information to estimate the amounts of conditional promises to give.

Interest and other receivables consist of the following at June 30:

	2020	2019
Interest and other receivables		
Receivable from OSU	\$ 1,394,480	\$ 1,745,517
Other receivables	540,287	450,176
Notes receivables	3,800,790	5,904,051
	\$ 5,735,557	\$ 8,099,744

Interest and other receivables are expected to be collected within one year.

Oklahoma State University

Notes to Financial Statements

June 30, 2021 and 2020

(In Thousands)

Note 20: Discretely Presented Component Unit – Oklahoma State University Foundation (Not in Thousands) (Continued)

Endowment Disclosures

The Foundation's endowment consists of approximately 3,700 and 3,600 funds at June 30, 2021 and 2020, respectively, established for a variety of purposes. The endowment includes both donor-restricted endowment funds and funds designated by the trustees to function as endowments. As required by U.S. GAAP, net assets associated with endowment funds, including funds designated by the trustees to function as endowments, are classified and reported based on the existence or absence of donor-imposed restrictions.

Interpretation of Relevant Law

The trustees of the Foundation have chosen to preserve the fair value of the original gift as of the gift date of the donor-restricted endowment funds absent explicit donor stipulations to the contrary. As a result of this interpretation, the Foundation classifies as permanently restricted net assets (a) the original value of gifts donated to the permanent endowment, (b) the original value of subsequent gifts to the permanent endowment, and (c) accumulations to the permanent endowment made in accordance with the direction of the applicable donor gift instrument at the time the accumulation is added to the fund. The remaining portion of the donor-restricted endowment fund that is not classified in permanently restricted net assets is classified as temporarily restricted net assets until those amounts are expended by the Foundation in a manner consistent with the standard of prudence prescribed by OK UPMIFA. In accordance with OK UPMIFA, the Foundation considers the following factors in making a determination to appropriate or accumulate donor-restricted endowment funds:

- The duration and preservation of the fund
- The purposes of the Foundation and the donor-restricted endowment fund
- General economic conditions
- The possible effect of inflation and deflation
- The expected total return from income and the appreciation of investments
- Other resources of the Foundation
- The investment policies of the Foundation

Oklahoma State University

Notes to Financial Statements

June 30, 2021 and 2020

(In Thousands)

Note 20: Discretely Presented Component Unit – Oklahoma State University Foundation (Not in Thousands) (Continued)

Endowment net asset composition by type of fund as of June 30, 2021, is as follows:

	Without Donor Restrictions	With Donor Restrictions	Total
Donor-restricted endowment funds	\$ -	\$ 718,269,747	\$ 718,269,747
Board-designated endowment funds	95,655,358	-	95,655,358
Total endowment funds	\$ 95,655,358	\$ 718,269,747	\$ 813,925,105

Endowment net asset composition by type of fund as of June 30, 2020, is as follows:

	Without Donor Restrictions	With Donor Restrictions	Total
Donor-restricted endowment funds	\$ -	\$ 574,509,743	\$ 574,509,743
Board-designated endowment funds	74,067,651	-	74,067,651
Total endowment funds	\$ 74,067,651	\$ 574,509,743	\$ 648,577,394

Oklahoma State University

Notes to Financial Statements

June 30, 2021 and 2020

(In Thousands)

Note 20: Discretely Presented Component Unit – Oklahoma State University Foundation (Not in Thousands) (Continued)

Changes in endowment net assets for the year ended June 30, 2021, are as follows:

	Without Donor Restrictions	With Donor Restrictions	Total
Endowment net assets, beginning of year	\$ 74,067,651	\$ 574,509,743	\$ 648,577,394
Investment return			
Interest and dividends	573,348	4,616,611	5,189,959
Investment fees	(266,440)	(2,148,682)	(2,415,122)
Net realized and unrealized gains	18,457,100	148,381,338	166,838,438
Total investment return	<u>18,764,008</u>	<u>150,849,267</u>	<u>169,613,275</u>
Donor-restricted additions			
Current-year endowment contributions	-	24,223,723	24,223,723
Collection of current and prior-year pledges	-	2,389,453	2,389,453
Transfers of prior-year contributions	-	624,800	624,800
Total donor-restricted additions	<u>-</u>	<u>27,237,976</u>	<u>27,237,976</u>
Management fee	(1,309,139)	(10,541,627)	(11,850,766)
Appropriation of endowment assets for expenditure	(2,322,820)	(24,037,064)	(26,359,884)
Reinvestment of amounts appropriated	64,000	502,216	566,216
Reclassification - donor directed	-	(280,990)	(280,990)
Transfers from Board-designated and donor-restricted endowment funds	<u>6,391,658</u>	<u>30,226</u>	<u>6,421,884</u>
Endowment net assets, end of year	<u>\$ 95,655,358</u>	<u>\$ 718,269,747</u>	<u>\$ 813,925,105</u>

Oklahoma State University

Notes to Financial Statements

June 30, 2021 and 2020

(In Thousands)

Note 20: Discretely Presented Component Unit – Oklahoma State University Foundation (Not in Thousands) (Continued)

Changes in endowment net assets for the year ended June 30, 2020, are as follows:

	Without Donor Restrictions	With Donor Restrictions	Total
Endowment net assets, beginning of year	\$ 95,316,869	\$ 547,171,049	\$ 642,487,918
Investment return			
Interest and dividends	1,014,881	6,433,459	7,448,340
Investment fees	(655,438)	(4,260,989)	(4,916,427)
Net realized and unrealized gains	5,724,284	37,578,358	43,302,642
Total investment return	<u>6,083,727</u>	<u>39,750,828</u>	<u>45,834,555</u>
Donor-restricted additions			
Current-year endowment contributions	-	16,027,673	16,027,673
Collection of current- and prior-year pledges	-	2,471,648	2,471,648
Transfers of prior-year contributions	-	464,999	464,999
Total donor-restricted additions	<u>-</u>	<u>18,964,320</u>	<u>18,964,320</u>
Management fee	(1,456,494)	(9,585,805)	(11,042,299)
Appropriation of endowment assets for expenditure	(2,106,180)	(22,449,485)	(24,555,665)
Reinvestment of amounts appropriated	-	799,309	799,309
Reclassification - donor directed	-	103,213	103,213
Transfers from Board-designated and donor-restricted endowment funds	<u>(23,770,271)</u>	<u>(243,686)</u>	<u>(24,013,957)</u>
Endowment net assets, end of year	<u>\$ 74,067,651</u>	<u>\$ 574,509,743</u>	<u>\$ 648,577,394</u>

In addition to permanently restricted endowment funds, the Foundation also has interests in perpetual trusts and charitable remainder trusts which are managed by third parties, charitable trusts which are managed by the Foundation, and permanently restricted contributions receivable. These assets are not a part of the Foundation's endowment and therefore are not included in the endowment disclosures.

Oklahoma State University

Notes to Financial Statements

June 30, 2021 and 2020

(In Thousands)

Note 20: Discretely Presented Component Unit – Oklahoma State University Foundation (Not in Thousands) (Continued)

Fair Value Measurements

The Foundation's Investment Committee, appointed by the Board of Trustees, is responsible for the overall management of the Foundation's investments, including evaluating, hiring, and terminating external service providers, the primary custodial bank, consultants, and securities lending agents. The authority for investment decisions and retention of additional custodians and brokers, when appropriate to accomplish or facilitate an investment transaction, is delegated to MEMCO in accordance with the investment management agreement between the Foundation and MEMCO and MEMCO's fiduciary duties to the Foundation. The Committee 1) reviews the total investment programs, 2) establishes and maintains the Investment Policy statement, including asset allocation guidelines, and 3) reviews performance, capabilities, systems, and staffing of MEMCO. MEMCO performs all duties necessary for the efficient administration and management of Investment Assets. MEMCO is also responsible for the day-to-day operations involving due diligence. The valuation process for investments is the responsibility of MEMCO and all other fair value measurements are the responsibility of the Foundation's accounting department. Fair value measurements for beneficial interests in trusts and funds held on behalf of OSU and Cowboy Athletics are prepared by the Foundation's accounting department and approved by the Board of Trustees during its review and approval of the Foundation's periodic internal financial statements.

The methods and assumptions used to estimate the fair value of assets and liabilities in the consolidated financial statements, including a description of the methodologies used for the classifications within the fair value hierarchy, are as follows:

Cash and Cash Equivalents

The asset's carrying amount approximates fair value due to its short maturity.

Investments

All of the Foundation's marketable securities are valued by nationally recognized third-party pricing services, except for certain commodities which are valued by the fund/account manager. The Foundation gives highest priority to quoted prices in active markets for identical assets accessed at the measurement date. An active market for the asset is a market in which transactions for the asset occur with sufficient frequency and volume to provide pricing information on an ongoing basis and the Foundation classifies all such assets as Level 1. The Foundation gives a Level 2 priority to valuation prices where the valuation process involves inputs other than quoted prices included in Level 1 that are observable for the asset, either directly or indirectly, using the market approach. Level 2 inputs under the market approach include quoted prices for similar assets in active markets, quoted prices for identical or similar assets in markets where there is not sufficient activity, and/or where price quotations vary substantially either over time or among market makers, or in which little information is released publicly. In certain cases where Level 1 or Level 2 inputs are not available, investments are classified within Level 3 of the hierarchy.

Oklahoma State University

Notes to Financial Statements

June 30, 2021 and 2020

(In Thousands)

Note 20: Discretely Presented Component Unit – Oklahoma State University Foundation (Not in Thousands) (Continued)

Nonmarketable securities, except for closely held stock, are carried at fair value which is based on the NAV as provided by the fund manager and/or adjusted by the Foundation. The Foundation uses management agreements, analyst notes, audited financial statements, and underlying investment holdings to evaluate the fund manager's valuation methodology, *i.e.*, in determining whether the fund manager follows ASC 820 and considers various other factors including contributions and withdrawals to the fund and monitoring unaudited interim reporting to determine if any adjustment to the NAV is necessary. Closely held stock is carried at fair value which is based on independent appraisal or Foundation management. Closely held stock is categorized as Level 3 in the fair value hierarchy.

Contributions Receivable

The asset is carried at cost net of a discount to present value using a rate which is commensurate with the risks involved on the gift date and an allowance for uncollectible accounts at the financial reporting date. Risks associated with individual gifts are assessed annually through the Foundation's review of the status of each gift. Fair value is the price a market participant would pay to acquire the right to receive the cash flows inherent in the promise to pay. Due to inclusion of a discount to net present value and allowance for uncollectible accounts, the carrying value approximates fair value.

Interest and Other Receivables

The asset is carried at cost, which approximates fair value due to the short maturity of such amounts.

Other Property Investments

The asset's carrying amount is based on the fair value of the assets at the time of donation or purchase, *i.e.*, cost basis, and reduced for impairments to their net realizable value based on facts and circumstances at the time of the determination. Property investments are not held for long-term investment purposes; therefore, management believes the carrying amount approximates fair value.

Oklahoma State University

Notes to Financial Statements

June 30, 2021 and 2020

(In Thousands)

Note 20: Discretely Presented Component Unit – Oklahoma State University Foundation (Not in Thousands) (Continued)

Beneficial Interests in Trusts

The beneficial interest is carried at fair value, which is based on the present value of the expected future cash inflows from the trusts. The fair value of the underlying trust assets is based on quoted market prices when available or the best estimate of fair value as determined by the third-party trustee. The Foundation's valuation technique considers the fair value of the assets held in the trust and applies a discount rate to convert such amounts to a single present value amount when appropriate. The discount rate used by the Foundation reflects current market conditions including the inherent risk in the underlying assets and the risk of nonperformance by the trustee. Due to the significant unobservable inputs required to estimate the expected future cash receipts from the trust agreements under the income approach, the Foundation's beneficial interest is classified as Level 3 in the hierarchy.

Other Assets

The primary other asset is cash surrender values on life insurance policies for which the Foundation is the beneficiary, and as such, the carrying value approximates fair value.

OSU Support Payable and Accounts Payable and Accrued Liabilities

The carrying amount of the liabilities approximates fair value due to the short maturity of such amounts.

Funds Held on Behalf of OSU and Cowboy Athletics

The liabilities are carried at fair value as determined using the income approach (expected future cash outflows). Fair value is based on the fair value of the cash and investment assets held by the Foundation for the benefit of OSU and Cowboy Athletics. The specific assets held have been classified within the hierarchy for investments (as discussed above) or are cash and cash equivalents. The related and associated liability is classified as Level 3 in the hierarchy as there is no market for a similar liability and certain principal inputs, *i.e.*, fair value inputs of nonmarketable assets in the portfolio and management's allocation for shares in the pool, are unobservable and significant to the overall fair value measurement.

Obligations Under Split-Interest Agreements

The liabilities' fair value is determined by discounting the future cash flows at rates that could currently be negotiated by the Foundation for borrowings of similar amounts. The carrying value approximates the liabilities' fair value.

Oklahoma State University
Notes to Financial Statements
June 30, 2021 and 2020
(In Thousands)

Note 20: Discretely Presented Component Unit – Oklahoma State University Foundation (Not in Thousands) (Continued)

Unearned Revenue, Line of Credit, and Note Payable

The liabilities are carried at cost, which approximates fair value due to the short maturity of those amounts and the variable rates of the notes payable.

Assets and liabilities measured at fair value on a recurring basis are classified within the fair value hierarchy at June 30, 2021, as follows:

	Total	Level 1	Level 2	Level 3
Assets				
Marketable securities				
Fixed income				
Cash and short-term funds	\$ 53,454,005	\$ 53,454,005	\$ -	\$ -
Global fixed income mutual funds	47,632,811	6,880,205	40,752,606	-
U.S. fixed income mutual funds	954,610	954,610	-	-
Equities				
Long-only - domestic	29,527,410	20,078,939	9,448,471	-
Long-only - emerging markets	1,016,690	1,016,690	-	-
Long-only - global	2,222,182	2,222,182	-	-
Long-only - international	3,167,990	3,167,990	-	-
Hedged Equity - diversifiers	29,192,627	29,192,627	-	-
Hedged Equity - long/short	14,127,097	14,127,097	-	-
Real asset securities - public	3,316,820	3,316,820	-	-
Total marketable securities	<u>184,612,242</u>	<u>134,411,165</u>	<u>50,201,077</u>	<u>-</u>
Nonmarketable securities				
Nonmarketable securities at NAV (a)				
	923,620,348	-	-	-
Closely held stock	122,399,145	-	-	122,399,145
Total nonmarketable securities	<u>1,046,019,493</u>	<u>-</u>	<u>-</u>	<u>122,399,145</u>
Total investments	1,230,631,735	134,411,165	50,201,077	122,399,145
Beneficial interests in trusts	27,662,850	-	-	27,662,850
Total assets	<u>\$ 1,258,294,585</u>	<u>\$ 134,411,165</u>	<u>\$ 50,201,077</u>	<u>\$ 150,061,995</u>
Liabilities				
Funds held on behalf of OSU	\$ 8,319,914	\$ -	\$ -	\$ 8,319,914
Funds held on behalf of Cowboy Athletics	1,162,377	-	-	1,162,377
Total liabilities	<u>\$ 9,482,291</u>	<u>\$ -</u>	<u>\$ -</u>	<u>\$ 9,482,291</u>

- (a) In accordance with ASC 820-10, certain investments that are measured at fair value using the NAV per share (or its equivalent) practical expedient have not been classified in the fair value hierarchy. The fair value amounts presented in this table are intended to permit reconciliation of the fair value hierarchy to the amounts presented in the statement of financial position.

Oklahoma State University
Notes to Financial Statements
June 30, 2021 and 2020
(In Thousands)

Note 20: Discretely Presented Component Unit – Oklahoma State University Foundation (Not in Thousands) (Continued)

Assets and liabilities measured at fair value on a recurring basis are classified within the fair value hierarchy at June 30, 2020, as follows:

	Total	Level 1	Level 2	Level 3
Assets				
Marketable securities				
Fixed income				
Cash and short-term funds	\$ 65,777,891	\$ 65,777,891	\$ -	\$ -
Global fixed income mutual funds	70,344,840	5,742,263	64,602,577	-
U.S. fixed income mutual funds	821,246	821,246	-	-
Equities				
Long-only - domestic	5,563,983	5,563,983	-	-
Long-only - emerging markets	824,221	824,221	-	-
Long-only - global	1,732,609	1,732,609	-	-
Long-only - international	16,256,397	16,256,397	-	-
Real asset securities - public	2,576,436	2,576,436	-	-
Total marketable securities	<u>163,897,623</u>	<u>99,295,046</u>	<u>64,602,577</u>	<u>-</u>
Nonmarketable securities				
Nonmarketable securities at NAV (a)				
	725,792,964	-	-	-
Closely held stock	121,412,829	-	-	121,412,829
Total nonmarketable securities	<u>847,205,793</u>	<u>-</u>	<u>-</u>	<u>121,412,829</u>
Total investments	1,011,103,416	99,295,046	64,602,577	121,412,829
Beneficial interests in trusts	12,698,686	-	-	12,698,686
Total assets	<u>\$ 1,023,802,102</u>	<u>\$ 99,295,046</u>	<u>\$ 64,602,577</u>	<u>\$ 134,111,515</u>
Liabilities				
Funds held on behalf of OSU	\$ 7,051,380	\$ -	\$ -	\$ 7,051,380
Funds held on behalf of Cowboy Athletics	1,177,938	-	-	1,177,938
Total liabilities	<u>\$ 8,229,318</u>	<u>\$ -</u>	<u>\$ -</u>	<u>\$ 8,229,318</u>

(a) In accordance with ASC 820-10, certain investments that are measured at fair value using the NAV per share (or its equivalent) practical expedient have not been classified in the fair value hierarchy. The fair value amounts presented in this table are intended to permit reconciliation of the fair value hierarchy to the amounts presented in the statement of financial position.

Oklahoma State University

Notes to Financial Statements

June 30, 2021 and 2020

(In Thousands)

Note 20: Discretely Presented Component Unit – Oklahoma State University Foundation (Not in Thousands) (Continued)

The following table summarizes the purchases and issuance of the Foundation’s Level 3 assets and liabilities:

	Assets		Liabilities	
	Closely Held Stock	Beneficial Interests in Trusts	Funds Held on Behalf of OSU	Funds Held on Behalf of Cowboy Athletics
Purchases/issuances	\$ -	\$ -	\$ -	\$ -
Contributions	-	12,659,074	1,700	-
Total purchases/issuances and contributions	<u>\$ -</u>	<u>\$ 12,659,074</u>	<u>\$ 1,700</u>	<u>\$ -</u>

In the ordinary course of business, the Foundation is subject to risk from adverse fluctuations in foreign exchange, interest rates, and commodity prices. The Foundation manages these risks through use of derivative financial instruments, primarily futures, and forward contracts. These contracts are short-term commitments (approximately eight weeks) to buy or sell at a future date a commodity or currency at a contracted price and may be settled in cash or through delivery. Counterparties to these contracts are major financial institutions. The Foundation is exposed to credit loss in the event of nonperformance by these counterparties. There were no derivative assets as of June 30, 2021, or June 30, 2020. Realized and unrealized gains (losses) on derivatives are recorded as net investment return in the consolidated statements of activities.

Oklahoma State University
Notes to Financial Statements
June 30, 2021 and 2020
(In Thousands)

Note 20: Discretely Presented Component Unit – Oklahoma State University Foundation (Not in Thousands) (Continued)

The Foundation's investments in certain entities that calculate net asset value (NAV) per share and for which there is not a readily determinable fair value are summarized by category as follows:

	Fair Value		Unfunded Commitments		Redemption Frequency (If Currently Eligible)	Redemption Notice Period	Gate	Lock Up Period	Holdback
	2021	June 30, 2020	2021	June 30, 2020					
Equities:									
Hedged equity - credit-related:									
Fund Q	\$ -	\$ 10,756,705	\$ -	\$ -	Quarterly	90 days	Investor Level - 25%	N/A	5%
Fund BQ	17,037,637	15,471,983	-	-	Quarterly	60 days	Master Fund Level - 20%	N/A	N/A
Fund BR	11,840,943	8,021,619	-	-	Quarterly	100 days	Investor Level - 25%	N/A	N/A
Fund DP	12,184,948	8,481,116	-	-	Quarterly	90 days	Investor Level - 25%	1 Year - Hard and Soft Lock	5%
Fund DV	5,377,779	4,610,273	-	-	Quarterly	90 days	Investor Level - 25%	N/A	5%
Fund DY	1,868,987	1,623,368	-	-	Quarterly	90 days	Investor Level - 25%	3 Year - Hard Lock	5%
Fund EA	9,110,257	3,247,666	-	-	Monthly	90 days	Investor Level - 25%	3 Year - Hard Lock	5%
Fund EB	6,261,719	5,000,000	-	-	Monthly	90 days	Investor Level - 25%	N/A	5%
Total hedged equity - credit-related	63,682,270	57,212,730	-	-					
Hedged equity - multistrategy funds	151,055	159,204	-	-	Illiquid	N/A	N/A	N/A	N/A
Hedged equity - long/short funds:									
Fund M	34,396,793	34,934,629	-	-	Quarterly	60 days	Investor Level - 20%	N/A	5%
Fund O	12,080,556	15,119,977	-	-	Quarterly	45 days	N/A	N/A	5%
Fund X	1,068,517	1,051,015	-	-	Quarterly	45 days	N/A	N/A	5%
Fund Z	-	20,793,497	-	-	Quarterly	60 days	Master Fund Level - 33%	N/A	5%
Fund AE	-	1,030,189	-	-	Quarterly	45 days	Investor Level - 25%	N/A	5%
Fund AN	13,244,055	13,681,499	-	-	Quarterly	60 days	N/A	3 Year - Soft Lock	5%
Fund CQ	16,977,105	10,035,048	-	-	Monthly	30 days	Investor Level - 25%	1 Year - Soft Lock	N/A
Fund DU	-	9,923,424	-	-	Daily	N/A	N/A	1 Year - Hard Lock	N/A
Fund DZ	5,022,043	3,983,549	-	-	Quarterly	60 days	Fund Level - 20%	3 Year - Hard Lock	5%
Fund EF	8,142,948	7,614,732	-	-	Monthly	30 days	N/A	N/A	N/A
Fund EI	11,044,589	-	-	-	Quarterly	60 days	Investor Level - 20%	15 Month - Hard Lock	5%
Fund EK	17,719,524	-	-	-	Quarterly	120 days	Investor Level - 25%	1 Year - Hard Lock	5%
Fund EQ	7,419,984	-	-	-	Quarterly	60 days	N/A	1 Year - Hard Lock	5%
Fund EV	10,026,116	-	-	-	Quarterly	30 days	Master Fund Level - 20%	1 Year - Soft Lock	N/A
Fund FD	2,986,360	-	-	-	Quarterly	60 days	N/A	3 Year Hard Lock; 1 Year Soft Lock	N/A
Fund FI	5,204,026	-	-	-	Monthly	60 days	N/A	N/A	N/A
Total hedged equity - long/short funds	145,332,616	118,167,559	-	-					
Hedged equity - diversifiers:									
Fund A	24,904,280	34,606,018	-	-	Monthly	60 days	Master Fund Level - 20%	N/A	10%
Fund J	-	1,776,852	-	-	Quarterly	45 days	Fund Level - 10%	N/A	N/A
Fund N	16,232,956	10,886,067	-	-	Quarterly	60 days	N/A	N/A	10%
Fund BK	16,743,277	18,518,375	-	-	Quarterly	65 days	N/A	N/A	5%
Fund BS	-	79,459	-	-	Monthly	60 days	N/A	N/A	5%
Fund BT	3,936,321	12,852,661	-	-	Monthly	14 days	N/A	N/A	N/A
Fund CO	-	2,384,258	-	-	Monthly	15 days	N/A	N/A	N/A
Fund CP	12,084,596	11,937,480	-	-	Monthly	26 days	N/A	N/A	10%
Fund DS	1,247,449	5,239,630	-	-	Monthly	45 days	N/A	N/A	N/A
Fund EH	11,706,030	-	-	-	Monthly	45 days	N/A	1 Year - Soft Lock	N/A
Fund FH	10,327,155	-	-	-	Monthly	60 days	N/A	1 Year - Soft Lock	5%
Total hedged equity - diversifiers	97,182,064	98,280,800	-	-					
Hedged equity - event-driven									
Fund W	39,322,989	30,902,781	-	-	Biennial	90 days	N/A	2 Years - Hard Lock	5%
Fund BB	6,911,874	11,180,006	-	-	Quarterly	15 days	Investor Level - 12.5%	N/A	3%
Total hedged equity - event-driven	46,234,863	42,082,787	-	-					

Oklahoma State University
Notes to Financial Statements
June 30, 2021 and 2020
(In Thousands)

Note 20: Discretely Presented Component Unit – Oklahoma State University Foundation (Not in Thousands) (Continued)

	Fair Value		Unfunded Commitments		Redemption Frequency (If Currently Eligible)	Redemption Notice Period	Gate	Lock Up Period	Holdback
	2021	June 30, 2020	2021	June 30, 2020					
Long-only - emerging markets									
Fund B	\$ 995,419	\$ 781,727	\$ -	\$ -	Daily	28 days	N/A	N/A	N/A
Fund C	-	4,421,334	-	-	Daily	28 days	N/A	N/A	N/A
Fund BI	16,302,113	14,955,750	-	-	Daily	5 days	Fund Level - 20%	N/A	N/A
Fund BV	12,661,024	7,763,524	-	-	Quarterly	45 days	N/A	N/A	N/A
Total long-only - emerging markets	29,958,556	27,922,335	-	-					
Equities:									
Long-only - international									
Fund AB	38,712,627	36,538,380	-	-	Monthly	6 days	N/A	N/A	N/A
Fund BC	-	14,184,251	-	-	Monthly	60 days	Fund Level - 20%	N/A	N/A
Fund EC	23,663,219	20,654,131	-	-	Quarterly	90 days	Investor Level - 50% Master Fund Level - 20%	1 Year - Hard Lock	N/A
Fund EU	11,456,065	-	-	-	Quarterly	90 days	Investor Level - 25%	1 Year - Soft Lock	10%
Fund EW	21,450,533	-	-	-	Daily	1 day	N/A	N/A	N/A
Fund EX	11,422,452	-	-	-	Quarterly	60 days	Master Fund Level - 33%	N/A	5%
Total long-only - international	106,704,896	71,376,762	-	-					
Private equity									
Fund AF	553,563	4,406,393	-	-	Illiquid	N/A	N/A	N/A	N/A
Fund AG	1,457,901	1,964,072	-	-	Illiquid	N/A	N/A	N/A	N/A
Fund AH	6,765,149	5,920,854	-	-	Illiquid	N/A	N/A	N/A	N/A
Fund AL	2,248,505	3,021,194	480,017	743,319	Illiquid	N/A	N/A	N/A	N/A
Fund AM	100,172	95,929	-	-	Illiquid	N/A	N/A	N/A	N/A
Fund AN	849,369	417,176	-	-	Illiquid	N/A	N/A	N/A	N/A
Fund AQ	240,832	211,221	-	-	Illiquid	N/A	N/A	N/A	N/A
Fund AR	11,113,659	13,499,073	-	-	Illiquid	N/A	N/A	N/A	N/A
Fund AS	36,568,324	37,320,006	-	2,212,232	Illiquid	N/A	N/A	N/A	N/A
Fund BE	13,427,852	12,917,122	-	334,975	Illiquid	N/A	N/A	N/A	N/A
Fund BF	21,777,480	14,478,474	1,798,696	1,798,696	Illiquid	N/A	N/A	N/A	N/A
Fund BG	16,871,876	14,048,445	1,754,117	459,909	Illiquid	N/A	N/A	N/A	N/A
Fund BH	968,298	820,959	863,957	720,431	Illiquid	N/A	N/A	N/A	N/A
Fund BL	18,531,872	13,367,427	-	25,877	Illiquid	N/A	N/A	N/A	N/A
Fund CI	5,143,183	5,421,989	743,435	1,000,864	Illiquid	N/A	N/A	N/A	N/A
Fund CJ	14,994	17,036	-	-	Illiquid	N/A	N/A	N/A	N/A
Fund BX	6,341,953	4,299,491	1,890,000	2,800,000	Illiquid	N/A	N/A	N/A	N/A
Fund BY	2,265,361	1,968,201	4,791,539	6,511,085	Illiquid	N/A	N/A	N/A	N/A
Fund BZ	3,086,741	2,044,699	400,000	400,000	Illiquid	N/A	N/A	N/A	N/A
Total forward	148,327,084	136,239,761	12,721,761	17,007,388					

Oklahoma State University
Notes to Financial Statements
June 30, 2021 and 2020
(In Thousands)

Note 20: Discretely Presented Component Unit – Oklahoma State University Foundation (Not in Thousands) (Continued)

	Fair Value		Unfunded Commitments		Redemption Frequency (If Currently Eligible)	Redemption Notice Period	Gate	Lock Up Period	Holdback
	2021	2020	2021	2020					
Total forward	\$ 148,327,084	\$ 136,239,761	\$ 12,721,761	\$ 17,007,388					
Private equity (continued)									
Fund CA	565,732	383,292	82,500	132,500	Illiquid	N/A	N/A	N/A	N/A
Fund CB	3,295,866	1,450,369	1,000,000	980,732	Illiquid	N/A	N/A	N/A	N/A
Fund CC	6,567,280	3,173,568	2,170,000	4,060,000	Illiquid	N/A	N/A	N/A	N/A
Fund CD	11,452,737	10,039,112	5,135,302	5,135,302	Illiquid	N/A	N/A	N/A	N/A
Fund CE	12,569,119	8,502,677	1,929,369	1,657,663	Illiquid	N/A	N/A	N/A	N/A
Fund CM	2,612,348	1,862,347	-	-	Illiquid	N/A	N/A	N/A	N/A
Fund CR	18,247,248	12,921,441	153,357	3,115,800	Illiquid	N/A	N/A	N/A	N/A
Fund CS	14,644,101	7,077,490	1,918,990	3,911,423	Illiquid	N/A	N/A	N/A	N/A
Fund CT	12,626,065	10,963,985	3,090,639	3,033,784	Illiquid	N/A	N/A	N/A	N/A
Fund CU	1,855,924	845,019	-	-	Illiquid	N/A	N/A	N/A	N/A
Fund CV	2,184,091	1,240,770	400,000	800,000	Illiquid	N/A	N/A	N/A	N/A
Fund CW	5,760,966	690,469	2,460,938	6,091,260	Illiquid	N/A	N/A	N/A	N/A
Fund CX	21,726,607	12,135,518	6,136,914	6,756,847	Illiquid	N/A	N/A	N/A	N/A
Fund CY	1,636,978	1,018,798	-	-	Illiquid	N/A	N/A	N/A	N/A
Fund CZ	7,689,091	4,394,914	1,680,000	3,220,000	Illiquid	N/A	N/A	N/A	N/A
Fund DA	10,788,456	6,158,906	8,812,347	9,222,513	Illiquid	N/A	N/A	N/A	N/A
Fund DB	1,816,505	861,848	-	-	Illiquid	N/A	N/A	N/A	N/A
Fund DC	13,968,627	7,211,224	1,562,788	3,362,770	Illiquid	N/A	N/A	N/A	N/A
Fund DD	2,185,281	1,000,005	-	-	Illiquid	N/A	N/A	N/A	N/A
Fund DF	17,624,685	8,000,000	877,067	-	Illiquid	N/A	N/A	N/A	N/A
Fund DG	4,890,751	982,707	3,395,000	5,915,000	Illiquid	N/A	N/A	N/A	N/A
Fund DH	4,545,850	2,000,000	-	-	Illiquid	N/A	N/A	N/A	N/A
Fund DI	4,788,996	2,325,279	5,973,153	7,318,357	Illiquid	N/A	N/A	N/A	N/A
Fund DK	2,694,453	876,996	2,400,000	3,200,000	Illiquid	N/A	N/A	N/A	N/A
Fund DL	4,708,059	3,921,349	8,993,748	7,029,713	Illiquid	N/A	N/A	N/A	N/A
Fund DM	977,558	174,487	5,617,834	6,449,752	Illiquid	N/A	N/A	N/A	N/A
Fund DN	367,441	149,152	655,000	850,000	Illiquid	N/A	N/A	N/A	N/A
Fund DO	4,560,826	592,377	4,066,818	7,280,000	Illiquid	N/A	N/A	N/A	N/A
Fund DQ	352,657	2,851,496	-	-	Illiquid	N/A	N/A	N/A	N/A
Fund DT	611,155	214	6,088,565	6,814,174	Illiquid	N/A	N/A	N/A	N/A
Fund ED	661,138	275,123	3,200,000	2,700,000	Illiquid	N/A	N/A	N/A	N/A
Fund EE	13,534,298	(740)	4,900,068	14,754,766	Illiquid	N/A	N/A	N/A	N/A
Fund EG	2,507,500	-	-	-	Daily	N/A	N/A	Lock up until transaction occurs	N/A
Fund EJ	308,827	-	1,691,173	-	Illiquid	N/A	N/A	N/A	N/A
Fund EL	533,740	224,088	-	-	Illiquid	N/A	N/A	N/A	N/A
Fund EM	(4,688)	-	2,250,000	-	Illiquid	N/A	N/A	N/A	N/A
Fund EN	535,482	224,064	-	-	Illiquid	N/A	N/A	N/A	N/A
Fund EO	1,300,000	-	8,700,000	-	Illiquid	N/A	N/A	N/A	N/A
Fund ER	98,877	-	1,900,000	-	Illiquid	N/A	N/A	N/A	N/A
Fund EY	779,776	-	6,164,900	-	Illiquid	N/A	N/A	N/A	N/A
Fund FB	-	-	4,000,000	-	Illiquid	N/A	N/A	N/A	N/A
Fund FC	999,999	-	-	-	Illiquid	N/A	N/A	N/A	N/A
Fund FE	3,742,542	-	6,446,183	-	Illiquid	N/A	N/A	N/A	N/A
Fund FF	2,511,507	-	8,146,596	-	Illiquid	N/A	N/A	N/A	N/A
Fund FG	1,698,075	-	140,960	-	Illiquid	N/A	N/A	N/A	N/A
Fund FI	250,000	-	-	-	Illiquid	N/A	N/A	N/A	N/A
Fund FK	-	-	9,000,000	-	Illiquid	N/A	N/A	N/A	N/A
Fund FL	2,301,211	-	9,515,113	-	Illiquid	N/A	N/A	N/A	N/A
Fund FM	-	-	5,000,000	-	Illiquid	N/A	N/A	N/A	N/A
Fund FN	-	-	15,000,000	-	Illiquid	N/A	N/A	N/A	N/A
Total private equity	378,400,821	250,768,105	173,377,083	130,799,744					
Fixed-income - global fixed-income fund									
Fund DX	550,619	502,386	-	-	Illiquid	N/A	N/A	N/A	N/A
Fund DR	8,256,278	18,302,153	-	-	Daily	1 day	N/A	N/A	N/A
Fund EZ	352,887	-	-	-	Illiquid	N/A	N/A	N/A	N/A
Fund FA	-	-	500,000	-	Illiquid	N/A	N/A	N/A	N/A
Total fixed-income - global fixed income	9,159,784	18,804,539	500,000	-					

Oklahoma State University
Notes to Financial Statements
June 30, 2021 and 2020
(In Thousands)

Note 20: Discretely Presented Component Unit – Oklahoma State University Foundation (Not in Thousands) (Continued)

	Fair Value		Unfunded Commitments		Redemption Frequency (If Currently Eligible)	Redemption Notice Period	Gate	Lock Up Period	Holdback
	2021	June 30, 2020	2021	June 30, 2020					
Global Equity Futures	\$ -	\$ 8,176,519	\$ -	\$ -	Daily	N/A	N/A	N/A	N/A
Private:									
Fund AV	610,285	817,163	100,000	100,000	Illiquid	N/A	N/A	N/A	N/A
Fund AW	5,949,258	5,876,579	1,456,392	1,793,076	Illiquid	N/A	N/A	N/A	N/A
Fund BJ	7,505,721	7,774,611	-	-	Illiquid	N/A	N/A	N/A	N/A
Fund CF	10,951,713	6,672,214	5,079,737	8,232,321	Illiquid	N/A	N/A	N/A	N/A
Fund CG	5,866,006	4,747,046	683,135	1,637,558	Illiquid	N/A	N/A	N/A	N/A
Fund DE	6,830,306	5,207,022	1,486,606	1,519,692	Illiquid	N/A	N/A	N/A	N/A
Fund DJ	1,773,510	1,746,989	189,864	222,122	Illiquid	N/A	N/A	N/A	N/A
Fund ES	-	-	8,000,000	-	Illiquid	N/A	N/A	N/A	N/A
Fund ET	7,326,624	-	673,376	-	Illiquid	N/A	N/A	N/A	N/A
Total private	46,813,423	32,841,624	17,669,110	13,504,769					
	<u>\$ 923,620,348</u>	<u>\$ 725,792,964</u>	<u>\$ 191,546,193</u>	<u>\$ 144,304,513</u>					

Equities – hedged equity – credit-related – Funds which invest long and short in a variety of global debt and equity securities, with investment strategies including long/short corporate and asset-backed credit, credit arbitrage, and structured credit.

Equities – hedged equity – multi-strategy funds – Fund that invests in a wide range of global investment strategies through master feeder fund structures. The investment strategies primarily include long/short equity, arbitrage, and other relative value strategies, corporate credit, structured credit, and global currencies.

Equities – hedged equity – long/short funds – Funds which invest in global equity securities both long and short.

Equities – hedged equity – diversifier funds – Funds that invest in a wide range of global investment strategies through master feeder structures. The strategies primarily include relative value, systematic, and discretionary global macro.

Oklahoma State University

Notes to Financial Statements

June 30, 2021 and 2020

(In Thousands)

Note 20: Discretely Presented Component Unit – Oklahoma State University Foundation (Not in Thousands) (Continued)

Equities – hedged equity – event-driven funds – A fund that invests across the capital structure in a wide range of global securities, with a focus on near- to medium-term catalyst.

Equities – long-only – domestic equities fund – A fund that invests in common and preferred stock from issuers located primarily in the United States.

Equities – long-only – emerging markets funds – Funds which invest in common and preferred stock from issuers in emerging market countries.

Equities – long-only – international funds – Funds that invest in common and preferred stock from issuers in emerging market countries.

Equities – private equity funds – Funds structured as limited partnerships and trusts, which invest in a variety of areas including foreign investments, growth equities, performing and distressed debt, emerging markets, diversified fund of funds, and mid-market growth companies. The private equity category is mature, with existing commitments in their harvest periods. The Foundation anticipates receiving half of the distributions over the next three years and then remaining distributions will decrease until fully distributed by approximately 2027. The Foundation intends to utilize these distributions to acquire additional private equity investments.

Fixed income – global fixed income fund – Fund which seeks to generate absolute returns regardless of market conditions through strategic investment in countries, currencies, sectors, and securities.

Global equity futures – Funds which invest long and short in a wide range of equities.

Real assets – private funds – Funds structured as limited partnerships to invest in private real assets. This category is mature, with existing commitments in their harvest periods. The Foundation anticipates receiving half of the distributions over the next three years and then remaining distributions will decrease until fully distributed by approximately 2027. The Foundation intends to utilize these distributions to acquire additional private equity investments.

Oklahoma State University
Notes to Financial Statements
June 30, 2021 and 2020
(In Thousands)

Note 20: Discretely Presented Component Unit – Oklahoma State University Foundation (Not in Thousands) (Continued)

The following table summarizes the valuation techniques and significant unobservable inputs used for the Foundation’s assets and liabilities that are categorized within Level 3 of the fair value hierarchy:

Investment Type	Fair Value, June 30,		Valuation	Unobservable
	2021	2020	Techniques	Input (c)
Assets				
Closely held stock	\$ 122,399,145	\$ 121,412,829	Market approach	EBITDA multiple (b) EBITDA transactions (b) Book multiple (b)
			Income approach	Capitalization rate Discount for lack of marketability (a)
Beneficial interest in trusts	27,662,850	12,698,686	Discounted cash flows	Discount rate (a) Expected rate of return (d)
Liabilities				
Funds held on behalf of OSU	8,319,914	7,051,380	Income approach	Present value of future cash outflows (e) Discount rate (a)
Funds held on behalf of Cowboy Athletics	1,162,377	1,177,938	Income approach	Present value of future cash outflows (e) Discount rate (a)

Oklahoma State University

Notes to Financial Statements

June 30, 2021 and 2020

(In Thousands)

Note 20: Discretely Presented Component Unit – Oklahoma State University Foundation (Not in Thousands) (Continued)

- a) Represents amounts used when the Foundation has determined that market participants would take into account these discounts or premiums when pricing the asset or liability.
- b) Represents amounts used when the Foundation has determined that market participants would use such multiples when pricing the investments.
- c) Significant increases or decreases in any of the above unobservable inputs in isolation may result in a significantly lower or higher fair value measurement.
- d) Represents the net fair market value of assets to be paid to the Foundation based on terms stated in the trust agreement.
- e) Represents the respective agency's ownership interest in the Foundation's investment pool, *i.e.*, the underlying assets which are measured at fair value. The unobservable inputs for the custodial liability are the same as those for the Foundation's investment pool as disclosed.

**Notes to Financial Statements –
National Center for Addiction Studies
and Treatment Foundation**

Oklahoma State University

Notes to Financial Statements

June 30, 2021 and 2020

(In Thousands)

Note 21: Discretely Presented Component Unit – National Center for Addiction Studies and Treatment (Not in Thousands)

Nature of Operations and Reporting Entity

The National Center for Addiction Studies and Treatment Foundation (the “Foundation”), is a nonprofit 501(c)(3) Oklahoma corporation established in 2019. The Foundation is a component unit of Oklahoma State University. The mission of the Foundation is “to improve the lives of individuals in Oklahoma and across the nation that are affected by pain and substance abuse disorders through exceptional programs in research, education, prevention, treatment, and advocacy.”

The Foundation was created as a result of a consent settlement agreement and decree between the State of Oklahoma and Purdue Pharma, Inc. (Purdue) in March 2019. The settlement was reached as a result of litigation filed by the Attorney General of Oklahoma on behalf of the state against Purdue alleging certain actions taken by Purdue that led to the opioid crisis within the state. The settlement agreement provided for a \$102,500,000 payment to be made to the Foundation by Purdue. In addition, the owners of Purdue agreed within the settlement agreement to donate \$75,000,000 to the Foundation.

Basis of Accounting and Presentation

The accompanying financial statements of the Foundation have been prepared on the accrual basis of accounting. Revenues, expenses, gains, losses, assets, and liabilities from exchange and exchange-like transactions are recognized when the exchange transaction takes place. Operating revenues and expenses include exchange transactions. Investment income is included in nonoperating revenues (expenses). When an expense is incurred that can be paid using either restricted or unrestricted resources, the Foundation’s policy is to use prudent decision processes to determine which resources will be applied based on availability of funding, donor intent, and returns available from idle funds.

Use of Estimates

The preparation of financial statements in conformity with accounting principles generally accepted in the United States of America requires management to make estimates and assumptions that affect the reported amounts of assets and liabilities and disclosure of contingent assets and liabilities at the date of the financial statements and the reported amounts of revenues and expenses during the reporting period. Actual results could differ from those estimates.

Cash Equivalents

The Foundation considers all liquid investments with original maturities of three months or less to be cash equivalents. At December 31, 2020 and 2019, cash equivalents consisted primarily of money market sweep accounts.

Oklahoma State University

Notes to Financial Statements

June 30, 2021 and 2020

(In Thousands)

Note 21: Discretely Presented Component Unit – National Center for Addiction Studies and Treatment (Not in Thousands) (Continued)

Investments and Investment Income

Investments are carried at fair value. Fair value is determined using quoted market prices. Investment income includes dividend and interest income.

Net Position

Net position of the Foundation is classified in two components on the accompanying balance sheet.

- Restricted expendable net position is made up of noncapital assets that must be used for a particular purpose, as specified by creditors, grantors, or donors external to the Foundation. At December 31, 2020 and 2019, restricted expendable net position was available for support of the National Center for Addiction Studies and Treatment at Oklahoma State University's Center for Health Sciences.
- Unrestricted net position is the remaining net position that does not meet the definition of net investment in capital assets or restricted net position.

Classification of Revenues

The Foundation has classified its revenues as either operating or nonoperating revenues according to the following criteria.

Operating revenues include activities that have the characteristics of exchange transactions or nonexchange transactions that constitute the Foundation's principal ongoing operations, such as:

1. Gifts and contributions
2. Settlement income

Nonoperating revenues include activities that have the characteristics of nonexchange transactions, but do not constitute the Foundation's principal ongoing operations, such as:

1. Other revenue sources that are defined as nonoperating revenues by Governmental Accounting Standards Board (GASB) Statement No. 9, *Reporting Cash Flows of Proprietary and Nonexpendable Trust Funds and Government Entities That Use Proprietary Fund Accounting*
2. Investment income classified under GASB Statement No. 34

Oklahoma State University

Notes to Financial Statements

June 30, 2021 and 2020

(In Thousands)

Note 21: Discretely Presented Component Unit – National Center for Addiction Studies and Treatment (Not in Thousands) (Continued)

Income Taxes

The Foundation is organized as an Oklahoma nonprofit corporation and has been recognized by the Internal Revenue Service (IRS) as exempt from federal income taxes under Section 501(a) of the Internal Revenue Code as an organization described in 501(c)(3). Contributions to the Foundation qualify for the charitable contribution deduction under Section 170(b)(1)(A). The Foundation is annually required to file a Return of Organization Exempt from Income Tax (Form 990) with the IRS. In addition, the Foundation is subject to income tax on net income that is derived from business activities that are unrelated to its exempt purposes. The Foundation has determined it is not subject to unrelated business income tax and has not filed an Exempt Organization Business Income Tax Return (Form 990-T) with the IRS for the years ended December 31, 2020 and 2019.

Deposits

Custodial credit risk is the risk that in the event of a bank failure, the Foundation's deposits may not be returned to it. The Foundation's deposit policy for custodial credit risk requires compliance with the provisions of state law.

By Oklahoma statute, the State Treasurer is required to ensure that all state funds are either insured by the Federal Deposit Insurance Corporation (FDIC), collateralized by securities held by the cognizant Federal Reserve Bank in the Foundation's name, or invested in U.S. government obligations. At December 31, 2020 and 2019, none of the Foundation's bank balances of \$25,000 were exposed to custodial credit risk.

Investments

The Foundation may legally invest in direct obligations of and other obligations guaranteed as to principal by the U.S. Treasury and U.S. agencies and instrumentalities and in bank repurchase agreements. It may also invest to a limited extent in corporate bonds and equity securities.

At December 31, 2020 and 2019, the Foundation had deposits in a money market investment account of \$118,872,742 and \$103,618,570, respectively, which are included in cash and cash equivalents on the accompanying balance sheet.

Interest Rate Risk

Interest rate risk is the risk that changes in interest rates will adversely affect the fair value of investments. Investments that are held for longer periods of time are subject to increased risk of adverse interest changes. Neither the Foundation nor state statutes limit investment maturities as a means of managing exposure to fair value losses arising from increasing interest rates. The money market mutual funds noted above are an investment with a maturity of less than one year because the average maturity of the funds is less than one year.

Oklahoma State University

Notes to Financial Statements

June 30, 2021 and 2020

(In Thousands)

Note 21: Discretely Presented Component Unit – National Center for Addiction Studies and Treatment (Not in Thousands) (Continued)

Credit Risk

Credit risk is the risk that the issuer or other counterparty to an investment will not fulfill its obligations. It is the Foundation's policy to limit its investments in corporate bonds to the top two ratings issued by nationally recognized statistical rating organizations. At December 31, 2020 and 2019, the Foundation's investments in money market mutual funds were rated AAA by Standard & Poor's and Aaa by Moody's Investors Service.

Custodial Credit Risk

For an investment, custodial credit risk is the risk that in the event of the failure of the counterparty the Foundation will not be able to recover the value of its investment or collateral securities that are in the possession of an outside party. Investments held by counterparty are held in the Foundation's name.

Concentration of Credit Risk

The Foundation places no limit on the amount that may be invested in any one issuer. At December 31, 2020 and 2019, no investments in any one organization (other than those issued or sponsored by the U.S. government) represented 5 percent of total investments.

Summary of Carrying Values

The carrying values of deposits and investments shown above are included in the accompanying balance sheet as follows:

	<u>2020</u>	<u>2019</u>
Carrying value		
Deposits	\$ 25,000	\$ 25,000
Investments	<u>118,872,742</u>	<u>103,618,570</u>
	<u>\$ 118,897,742</u>	<u>\$ 103,643,570</u>
Included in the following balance sheet caption		
Cash and cash equivalents	<u>\$ 118,897,742</u>	<u>\$ 103,643,570</u>

Oklahoma State University

Notes to Financial Statements

June 30, 2021 and 2020

(In Thousands)

Note 21: Discretely Presented Component Unit – National Center for Addiction Studies and Treatment (Not in Thousands) (Continued)

Disclosures About Fair Value of Assets

Fair value is the price that would be received to sell an asset in an orderly transaction between market participants at the measurement date. Fair value measurements must maximize the use of observable inputs and minimize the use of unobservable inputs. There is a hierarchy of three levels of inputs that may be used to measure fair value:

- Level 1** Quoted prices in active markets for identical assets.
- Level 2** Observable inputs other than Level 1 prices, such as quoted prices for similar assets, quoted prices in markets that are not active, or other inputs that are observable or can be corroborated by observable market data for substantially the full term of the assets.
- Level 3** Unobservable inputs supported by little or no market activity and significant to the fair value of the assets.

Recurring Measurements

The money market mutual funds of \$118,872,742 and \$103,618,570 are recognized in the accompanying financial statements measured at fair value on a recurring basis and are considered Level 1 investments at December 31, 2020 and 2019, respectively.

Investments

Where quoted market prices are available in an active market, investments are classified within Level 1 of the valuation hierarchy. If quoted market prices are not available, then fair values are estimated by using quoted prices of securities with similar characteristics or independent asset pricing services and pricing models, the inputs of which are market-based or independently sourced market parameters, including, but not limited to, yield curves, interest rates, volatilities, prepayments, defaults, cumulative loss projections, and cash flows. Such investments are classified in Level 2 of the valuation hierarchy. In certain cases where Level 1 or Level 2 inputs are not available, investments are classified within Level 3 of the hierarchy. The Foundation had no Level 2 or Level 3 investments at December 31, 2020 and 2019.

Oklahoma State University

Notes to Financial Statements

June 30, 2021 and 2020

(In Thousands)

Note 21: Discretely Presented Component Unit – National Center for Addiction Studies and Treatment (Not in Thousands) (Continued)

Contributions Receivable

The contribution receivable consisted of one contribution from the owners of Purdue of \$75,000,000 to be paid out over five years beginning in January 2020 and continuing each January for the following four years. The discount rate was 2.2 percent for 2020 and 2019 based on the risk-free rate of return at the time of the valuation of the contribution receivable.

The contribution receivable at December 31, consisted of:

	2020			2019		
	Less than 1 Year	1-3 Years	Total	Less than 1 Year	1-3 Years	Total
Unconditional promises	\$ 15,000,000	\$ 45,000,000	\$ 60,000,000	\$ 15,000,000	\$ 60,000,000	\$ 75,000,000
Less unamortized discount	<u>(1,258,640)</u>	<u>(1,922,426)</u>	<u>(3,181,066)</u>	<u>(1,234,134)</u>	<u>(3,181,066)</u>	<u>(4,415,200)</u>
	<u>\$ 13,741,360</u>	<u>\$ 43,077,574</u>	<u>\$ 56,818,934</u>	<u>\$ 13,765,866</u>	<u>\$ 56,818,934</u>	<u>\$ 70,584,800</u>

Required Supplementary Information

Oklahoma State University
Required Supplementary Information
June 30, 2021 and 2020
Last 10 Fiscal Years**
(in Thousands)

Schedule of the University's Proportionate Share of the Net Pension Liability

The amounts presented for each fiscal year were determined as of the end of the preceding fiscal year.

Teachers' Retirement System of Oklahoma	2021	2020	2019	2018	2017	2016	2015
University's proportion of the net pension liability	4.6400%	5.5440%	5.9220%	5.5830%	5.5670%	5.1780%	4.9700%
University's proportionate share of the net pension liability	\$ 440,340	\$ 366,900	\$ 360,499	\$ 374,579	\$ 475,317	\$ 314,435	\$ 269,092
University's covered-employee payroll	\$ 243,507	\$ 262,813	\$ 267,127	\$ 257,521	\$ 261,793	\$ 257,521	\$ 254,514
University's proportionate share of the net pension liability as a percentage of its covered-employee payroll	192.74%	150.67%	137.17%	140.23%	184.57%	120.11%	104.49%
Plan fiduciary net position as a percentage of the total pension liability	63.47%	71.56%	72.70%	69.30%	62.20%	70.30%	0.00%

**This schedule is presented to illustrate the requirements to show information for ten years. However, until a full ten-year trend is compiled, the University only presents information for those years for which information is available.

Oklahoma State University
Required Supplementary Information
June 30, 2020 and 2019
Last 10 Fiscal Years**
(in Thousands)

Schedule of University Contributions

Teachers' Retirement System of Oklahoma	2021	2020	2019	2018	2017	2016	2015
Contractually required contribution	\$ 17,615	\$ 19,906	\$ 23,287	\$ 24,581	\$ 24,797	\$ 25,362	\$ 24,776
Contributions in relation to the contractually required contribution	<u>17,615</u>	<u>19,906</u>	<u>23,287</u>	<u>24,581</u>	<u>24,797</u>	<u>25,362</u>	<u>24,776</u>
Contribution deficiency (excess)	<u>\$ -</u>	<u>\$ -</u>	<u>\$ -</u>	<u>\$ -</u>	<u>\$ -</u>	<u>\$ -</u>	<u>\$ -</u>
University's covered-employee payroll	\$ 228,469	\$ 243,507	\$ 262,813	\$ 267,127	\$ 257,521	\$ 261,793	\$ 257,521
Contributions as a percentage of covered-employee payroll	7.71%	8.17%	8.86%	9.20%	9.63%	9.69%	9.62%

** This schedule is presented to illustrate the requirements to show information for ten years. However, until a full ten-year trend is compiled, the University only presents information for those years for which information is available.

Oklahoma State University
Required Supplementary Information
June 30, 2021 and 2020
Last 10 Fiscal Years**
(in Thousands)

Notes to Schedule

Benefit Changes

There were no changes to benefit terms for OTRS for the years ended June 30, 2021, 2020, or 2019.

Changes of Assumptions

Actuarial assumptions used in the June 30, 2020, valuation were changed as follows:

Discount rate was decreased to 7.00 percent

Investment Rate of Return was decreased to 7.00 percent

Inflation was decreased to 2.25 percent

Salary increases were composed of 2.25 percent inflation, plus 0.75 percent productivity increase rate.

Actuarial assumptions used in the June 30, 2017, valuation were changed as follows:

Salary increases were composed of 3.25 percent inflation, including 2.50 percent, plus a service-related component ranging from 0.00 percent to 8.00 percent based on years of service.

Actuarial assumptions used in the June 30, 2016, valuation were changed as follows:

Inflation was increased to 2.50 percent

Investment Rate of Return was decreased to 7.50 percent

There were no changes to assumptions in the valuation report for the years ended June 30, 2015, June 30, 2018, or June 30, 2019.

Supplementary Information

Oklahoma State University
Revenue Bond Systems Outstanding
Schedule of Revenues, Expenditures, and Changes in Fund Balance
Year Ended June 30, 2021
(in Thousands)

	SU 2002	Okmulgee Series 2004
Revenues and Other Additions		
Sales	\$ 19,263	\$ -
Other revenues	430	-
Student activity fees	1,182	322
Investment income	27	-
Total revenues and other additions	20,902	322
Expenditures		
Compensation and employee benefits	4,415	-
Utilities	626	-
Travel	4	-
Maintenance	545	-
Equipment purchases	60	-
Insurance	137	-
Other operating expenses	11,833	15
Telephone	39	-
Total expenditures	17,659	15
Transfers Among Funds		
From (to) General University funds and accounts	38	-
From (to) other funds	(3,257)	(221)
Total transfers	(3,219)	(221)
Net Increase for the Year	24	86
Fund Balance, Beginning of Year	8,510	512
Fund Balance, End of Year	\$ 8,534	\$ 598

Oklahoma State University
Combining Schedule of Net Position by Campus
June 30, 2021
(in Thousands)

	Oklahoma State University Stillwater	Oklahoma State University Institute of Technology	Oklahoma State University Oklahoma City	Oklahoma State University Center for Health Sciences	Oklahoma State University Tulsa	Combined Totals
Assets						
Current assets						
Cash and cash equivalents	\$ 134,159	\$ 12,899	\$ 14,134	\$ 47,072	\$ 4,393	\$ 212,657
Accounts receivable, net	73,642	5,817	9,056	18,984	486	107,985
Investments	88,735	564	2,885	13,725	280	106,189
Interest receivable	192	-	-	1	-	193
Current portion of student loans receivable, net	940	-	3	-	-	943
Inventories	8,845	439	-	133	5	9,422
Total current assets	<u>306,513</u>	<u>19,719</u>	<u>26,078</u>	<u>79,915</u>	<u>5,164</u>	<u>437,389</u>
Noncurrent assets						
Cash and cash equivalents	85,623	3,458	3,611	19,635	3,396	115,723
Accounts receivable, net	91	-	-	1,000	-	1,091
Investments	778	266	-	-	-	1,044
Receivables from state agencies	1,791	-	-	20,565	-	22,356
Loans to students, net	8,461	(1)	23	-	-	8,483
Other postemployment benefits	377	30	32	14	7	460
Capital assets, net of accumulated depreciation	1,774,980	50,600	44,431	162,742	7,684	2,040,437
Total noncurrent assets	<u>1,872,101</u>	<u>54,353</u>	<u>48,097</u>	<u>203,956</u>	<u>11,087</u>	<u>2,189,594</u>
Total assets	<u>2,178,614</u>	<u>74,072</u>	<u>74,175</u>	<u>283,871</u>	<u>16,251</u>	<u>2,626,983</u>
Deferred outflows of resources	<u>145,257</u>	<u>9,851</u>	<u>5,973</u>	<u>16,163</u>	<u>5,176</u>	<u>182,420</u>
Liabilities						
Current liabilities						
Accounts payable	59,705	1,763	1,218	7,825	78	70,589
Unearned revenue	31,327	2,659	3,253	3,468	396	41,103
Student and other deposits	159	63	-	-	-	222
Accrued compensated absences	8,015	674	295	2,472	239	11,695
Accrued workers' compensation claims	1,855	-	-	-	-	1,855
Current portion of revenue bonds and lease obligations	24,281	1,588	244	2,983	188	29,284
Total current liabilities	<u>125,342</u>	<u>6,747</u>	<u>5,010</u>	<u>16,748</u>	<u>901</u>	<u>154,748</u>

Oklahoma State University
Combining Schedule of Net Position by Campus
June 30, 2021
(in Thousands)

	Oklahoma State University Stillwater	Oklahoma State University Institute of Technology	Oklahoma State University Oklahoma City	Oklahoma State University Center for Health Sciences	Oklahoma State University Tulsa	Combined Totals
Noncurrent liabilities						
Accrued compensated absences	\$ 14,660	\$ 1,198	\$ 570	\$ 8,549	\$ 352	\$ 25,329
Landfill closure and postclosure costs	2,937	-	-	-	-	2,937
Accrued workers' compensation claims	3,128	-	-	-	-	3,128
Student deposits	479	189	-	-	-	668
Revenue bonds payable	659,720	615	-	-	-	660,335
Revenue bonds premium payable	57,766	-	-	-	-	57,766
Accounts payable for noncurrent assets	3,793	-	71	3,998	49	7,911
Accrued interest payable	8,096	13	-	-	17	8,126
Federal loan program contribution payable	8,608	-	-	-	-	8,608
Pension liability	350,976	25,099	18,401	39,579	14,353	448,408
Other postemployment benefits	14,221	854	665	1,851	438	18,029
Asset retirement obligation	529	-	1	24	1	555
OCIA capital lease obligation	40,493	3,161	3,612	1,987	6,355	55,608
ODFA master lease program	50,304	8,390	8,498	55,301	154	122,647
Obligations under other capital leases	-	-	-	-	1,051	1,051
Total noncurrent liabilities	<u>1,215,710</u>	<u>39,519</u>	<u>31,818</u>	<u>111,289</u>	<u>22,770</u>	<u>1,421,106</u>
Total liabilities	<u>1,341,052</u>	<u>46,266</u>	<u>36,828</u>	<u>128,037</u>	<u>23,671</u>	<u>1,575,854</u>
Deferred inflows of resources	<u>64,181</u>	<u>4,034</u>	<u>3,193</u>	<u>7,753</u>	<u>2,384</u>	<u>81,545</u>
Net position						
Net investment in capital assets	992,581	36,962	32,005	119,805	(113)	1,181,240
Restricted for						
Nonexpendable	637	109	-	-	-	746
Expendable						
Scholarships, research, instruction, and other	-	-	-	-	-	-
Loans	3,540	227	13	183	-	3,963
Capital projects	39,346	4,648	3,494	20,579	3,189	71,256
Debt service	3,546	(12)	-	-	(17)	3,517
Unrestricted	<u>(121,012)</u>	<u>(8,311)</u>	<u>4,615</u>	<u>23,677</u>	<u>(7,687)</u>	<u>(108,718)</u>
Total net position	<u>\$ 918,638</u>	<u>\$ 33,623</u>	<u>\$ 40,127</u>	<u>\$ 164,244</u>	<u>\$ (4,628)</u>	<u>\$ 1,152,004</u>

Oklahoma State University
Combining Schedule of Changes in Revenues, Expenses, and Net Position by Campus
Year Ended June 30, 2021
(in Thousand)

	Oklahoma State University Stillwater	Oklahoma State University Institute of Technology	Oklahoma State University Oklahoma City	Oklahoma State University Center for Health Sciences	Oklahoma State University Tulsa	Combined Totals
Operating Revenues						
Tuition and fees, net of scholarship allowance	\$ 257,687	\$ 8,602	\$ 8,266	\$ 21,633	\$ 10,181	\$ 306,369
Federal appropriations	13,051	-	-	-	-	13,051
Federal grants and contracts	69,789	600	1,878	18,321	-	90,588
State and local grants and contracts	13,797	96	(113)	2,257	-	16,037
Nongovernmental grants and contracts	31,747	11	1,060	1,278	-	34,096
Sales and services of educational departments	12,134	-	-	57,701	-	69,835
Auxiliary enterprises charges	152,477	6,843	4,599	120,920	561	285,400
Interest earned on loans to students	250	-	-	-	-	250
Other operating revenues	42,340	(217)	810	4,104	366	47,403
Total operating revenues	<u>593,272</u>	<u>15,935</u>	<u>16,500</u>	<u>226,214</u>	<u>11,108</u>	<u>863,029</u>
Operating Expenses						
Compensation and employee benefits	508,842	24,427	21,090	111,954	17,509	683,822
Contractual services	104,510	3,125	2,772	97,933	1,679	210,019
Supplies and materials	41,238	2,381	1,245	7,533	333	52,730
Utilities	32,215	789	594	1,219	374	35,191
Communications	3,661	109	161	885	146	4,962
Other operating expenses	38,659	1,751	2,752	10,921	1,243	55,326
Scholarships and fellowships	46,956	3,406	6,235	3,522	185	60,304
Depreciation expense	81,507	2,548	2,211	5,365	730	92,361
Total operating expenses	<u>857,588</u>	<u>38,536</u>	<u>37,060</u>	<u>239,332</u>	<u>22,199</u>	<u>1,194,715</u>
Operating loss	<u>(264,316)</u>	<u>(22,601)</u>	<u>(20,560)</u>	<u>(13,118)</u>	<u>(11,091)</u>	<u>(331,686)</u>
Nonoperating Revenues (Expenses)						
State appropriations	145,129	11,154	10,422	16,527	8,214	191,446
On-behalf payments from OTRS	12,154	778	626	1,842	537	15,937
Federal and state grants and contracts	61,412	10,530	9,633	425	-	82,000
Gifts	28,206	779	167	1,501	673	31,326
Investment income, net	1,779	192	49	448	13	2,481
Interest expense	(32,270)	(466)	(498)	(1,426)	(338)	(34,998)
Net nonoperating revenues	<u>216,410</u>	<u>22,967</u>	<u>20,399</u>	<u>19,317</u>	<u>9,099</u>	<u>288,192</u>
Income (loss) before other revenues, expenses, gains, and losses	(47,906)	366	(161)	6,199	(1,992)	(43,494)
Capital from grants, gifts, and affiliates	48,924	58	-	29,456	233	78,671
State appropriations restricted for capital purposes	1,517	741	1,660	-	825	4,743
On-behalf payments for OCIA capital leases	3,522	147	169	93	297	4,228
State school land funds	7,662	-	-	-	-	7,662
Additions of permanent endowments	1	-	-	-	-	1
Loss on disposal of fixed assets	(16,212)	(12)	(5)	(30)	(9)	(16,268)
Other additions, net	13,176	28	(840)	4,150	-	16,514
Interagency transfers	937	-	-	(982)	45	-
Net Increase (Decrease) in Net Position	<u>11,621</u>	<u>1,328</u>	<u>823</u>	<u>38,886</u>	<u>(601)</u>	<u>52,057</u>
Net Position - Beginning of Year, as Restated	<u>907,017</u>	<u>32,295</u>	<u>39,304</u>	<u>125,358</u>	<u>(4,027)</u>	<u>1,099,947</u>
Net Position - End of Year	<u>\$ 918,638</u>	<u>\$ 33,623</u>	<u>\$ 40,127</u>	<u>\$ 164,244</u>	<u>\$ (4,628)</u>	<u>\$ 1,152,004</u>

Oklahoma State University
Summary Schedule of Expenditures of Federal Awards
Year Ended June 30, 2021

	Oklahoma State University Research Foundation	General University	Total Expenditures
Type A Programs			
Research and Development			
Agency for International Development	\$ -	\$ 91,896	\$ 91,896
Department of Agriculture	-	10,188,212	10,188,212
Department of Commerce	-	279,325	279,325
Department of Defense	-	4,256,323	4,256,323
Department of Education	-	(2,103)	(2,103)
Department of Energy	-	7,152,492	7,152,492
Department of Health & Human Services	-	11,314,278	11,314,278
Department of Homeland Security	-	169,476	169,476
Department of Housing & Urban Development	-	8,460	8,460
Department of Interior	-	1,133,445	1,133,445
Department of Justice	-	495,906	495,906
Department of Transportation	-	2,059,359	2,059,359
Environmental Protection Agency	-	250,152	250,152
General Services Administration	-	183,503	183,503
National Aeronautics and Space Administration	-	1,728,294	1,728,294
National Endowment for the Humanities	-	67,740	67,740
National Science Foundation	-	10,697,520	10,697,520
Other Federal Agencies	-	18,330	18,330
	<hr/>	<hr/>	<hr/>
Total Research and Development	-	50,092,608	50,092,608
Student Financial Aid			
Stillwater Campus			
Department of Education			
Federal Pell Grant Program	-	24,611,919	24,611,919
Federal Supplemental Educational Opportunity	-	1,082,453	1,082,453
Federal Work-Study Program	-	732,047	732,047
Federal Direct Loan Program	-	131,423,566	131,423,566
Perkins Student Loan Program	-	12,511,645	12,511,645
Other Department of Education	-	8,535,020	8,535,020
	<hr/>	<hr/>	<hr/>
Total Department of Education	-	178,896,650	178,896,650
Other Federal Agencies	-	1,049,115	1,049,115
	<hr/>	<hr/>	<hr/>
Total Student Financial Aid-Stillwater Campus	-	179,945,765	179,945,765

Oklahoma State University
Summary Schedule of Expenditures of Federal Awards
Year Ended June 30, 2021

	Oklahoma State University Research Foundation	General University	Total Expenditures
Oklahoma City Campus			
Department of Education			
Federal Pell Grant Program	\$ -	\$ 5,651,399	\$ 5,651,399
Federal Supplemental Educational Opportunity	-	304,513	304,513
Federal Work-Study Program	-	30,429	30,429
Federal Family Education Loan Program	-	6,611,344	6,611,344
Other Department of Education	-	1,151,068	1,151,068
	<hr/>	<hr/>	<hr/>
Total Department of Education	-	13,748,753	13,748,753
	<hr/>	<hr/>	<hr/>
Total Student Financial Aid-Oklahoma City Campus	-	13,748,753	13,748,753
	<hr/>	<hr/>	<hr/>
Center for Health Sciences			
Department of Education			
Federal Work-Study Program	-	55,435	55,435
Federal Family Education Loan Program	-	19,743,160	19,743,160
Other Department of Education	-	76,510	76,510
	<hr/>	<hr/>	<hr/>
Total Department of Education	-	19,875,105	19,875,105
Other Federal Agencies	-	1,985	1,985
	<hr/>	<hr/>	<hr/>
Total Student Financial Aid-Center for Health Sciences	-	19,877,090	19,877,090
	<hr/>	<hr/>	<hr/>
Tulsa Campus			
Department of Education			
Federal Work-Study Program	-	(62)	(62)
	<hr/>	<hr/>	<hr/>
Total Department of Education	-	(62)	(62)
	<hr/>	<hr/>	<hr/>
Total Student Financial Aid-Tulsa Campus	-	(62)	(62)
	<hr/>	<hr/>	<hr/>
Total Student Financial Aid	-	225,964,976	225,964,976
	<hr/>	<hr/>	<hr/>

Oklahoma State University
Summary Schedule of Expenditures of Federal Awards
Year Ended June 30, 2021

	Oklahoma State University		
	Research Foundation	General University	Total Expenditures
Other Type A Programs			
Department of Agriculture	\$ -	\$ 5,495,897	\$ 5,495,897
Department of Education	-	41,887,243	41,887,243
National Aeronautics and Space Administration	9,091,973	-	9,091,973
	<hr/>	<hr/>	<hr/>
Total Other Major Programs	9,091,973	47,383,140	56,475,113
	<hr/>	<hr/>	<hr/>
Total Type A Programs	9,091,973	323,440,724	332,532,697
	<hr/>	<hr/>	<hr/>
Type B Programs			
Department of Agriculture - Child Nutrition Cluster	-	15,478	15,478
Department of Agriculture - SNAP Cluster	-	1,694,263	1,694,263
Department of Commerce - Economic Development Cluster	-	89,717	89,717
Department of Education - Special Education Cluster (IDEA)	-	1,004,038	1,004,038
Department of Education - TRIO Cluster	-	1,928,910	1,928,910
Department of Health and Human Services - CCDF Cluster	-	73,443	73,443
Department of Health and Human Services - Head Start Cluster	-	402	402
Department of Health and Human Services - Medicaid Cluster	-	49,255	49,255
Department of Health and Human Services - TANF Cluster	-	330,785	330,785
Department of Interior - Fish & Wildlife Cluster	-	1,021,774	1,021,774
Department of Labor - WIOA Cluster	-	(62,122)	(62,122)
Department of Transportation - Highway Planning & Construction Cluster	-	546,348	546,348
Department of Transportation - Highway Safety Cluster	-	17,569	17,569
National Aeronautics and Space Administration	-	336,565	336,565
National Endowment for the Humanities	-	139,206	139,206
Small Business Administration	-	309,426	309,426
Department of Agriculture	-	6,013,377	6,013,377
Department of Commerce	-	626,278	626,278
Department of Defense	-	800,128	800,128
Department of Education	-	1,570,106	1,570,106
Department of Health and Human Services	-	12,744,761	12,744,761
Department of Homeland Security	-	536,215	536,215
Department of Justice	-	48,029	48,029
Department of Labor	-	130,521	130,521
Department of State	-	32,086	32,086
Department of Transportation	-	2,376,725	2,376,725
Environmental Protection Agency	-	202,983	202,983
Other Federal Agencies	-	18,750	18,750
	<hr/>	<hr/>	<hr/>
Total Type B Programs	-	32,595,016	32,595,016
	<hr/>	<hr/>	<hr/>
Total Federal Awards	\$ 9,091,973	\$ 356,035,740	\$ 365,127,713
	<hr/> <hr/>	<hr/> <hr/>	<hr/> <hr/>

Oklahoma State University

Notes to Summary Schedule of Expenditures of Federal Awards

Year Ended June 30, 2021

Notes to Schedule

1. Basis of Presentation

The financial statements include the accounts of all agencies of Oklahoma State University (the “General University”) and the accounts of the Oklahoma State University Research Foundation (OSURF), collectively referred to as the “University.” The accompanying Schedule of Expenditures of Federal Awards (the “Schedule”) includes all Federal awards and other Federal assistance of the University for the year ended June 30, 2021. The information in this Schedule is presented in accordance with the requirements of Title 2 U.S. *Code of Federal Regulations* Part 200, *Uniform Administrative Requirements, Cost Principles and Audit Requirements for Federal Awards* (Uniform Guidance). Because the Schedule presents only a selected portion of the operations of the University, it is not intended and does not present the financial position, changes in net position, or cash flows of the University.

For purposes of the Schedule, Federal awards include all grants, contracts, and similar agreements entered into directly between the University and agencies and departments of the Federal government, Federal appropriations to land grant universities, and all subawards to the University by nonfederal organizations pursuant to Federal grants, contracts, and similar agreements. As described in the Uniform Guidance document, the federal awards have been classified into two categories; Type A programs and Type B programs. Type A programs are defined by Uniform Guidance as Federal programs with Federal awards expended during the audit period exceeding the larger of \$3,000,000 or 0.3 percent of total Federal awards expended, and Type B programs are all other Federal programs. For the year ended June 30, 2021, the dollar threshold used to distinguish between Type A Federal programs and Type B Federal programs was \$3,000,000.

Type A programs include the following:

A. Research and Development

Includes Federal appropriations to the Agricultural Experiment Station and awards for research and development work under grants and contracts with agencies and divisions of the Federal government.

B. Student Financial Assistance

Includes certain awards to provide financial assistance to students, primarily under the Federal Pell Grant, Federal Work-Study, and Federal Supplemental Educational Opportunity Grant programs of the Department of Education. The University receives awards to make loans to eligible students under certain Federal student loan programs.

Oklahoma State University
Notes to Summary Schedule of Expenditures of Federal Awards
Year Ended June 30, 2021

C. Other Type A Programs

Includes Department of Agriculture, National Aeronautics and Space Administration, and Department of Education.

Catalog of Federal Assistance (CFDA):

The University has obtained CFDA numbers to ensure that all Federal programs have been identified in the Schedule. CFDA numbers for applicable programs have been appropriately listed by those programs.

Federal Pass-through Funds:

The University passes through certain Funds to subgrantee organizations. Expenditures incurred by the subgrantees and reimbursed by the University are included in the Schedule.

The University is also the subrecipient of Federal funds that are reported as expenditures and included in the Schedule. The Detailed Schedule of Federal Awards denotes funding sources for pass-through funds. Federal awards other than those indicated as pass-through are denoted as Federal direct funds.

2. Summary of Significant Accounting Policies

For purposes of the Schedule, expenditures for Federal award programs are recognized on the accrual basis of accounting.

Such expenditures are recognized following the cost principles contained in the Uniform Guidance, wherein certain types of expenditures are not allowable or are limited as to reimbursement. Negative amounts shown on the Schedule represent adjustments or credits made in the normal course of business to amounts reported as expenditures in prior years. Oklahoma State University has elected not to use the 10 percent de minimis indirect cost rate allowed under the Uniform Guidance. Moreover, expenditures include a portion of costs associated with general University activities, which are allocated to federal awards under negotiated formulas, referred to as Facilities and Administrative Costs (F&A). The University uses an F&A rate that has been negotiated with the Office of Naval Research (ONR) in accordance with 2 CFR Part 200. Restricted grants and contracts and other agreements are recognized when funds are expended in accordance with grant provisions.

Oklahoma State University
Notes to Summary Schedule of Expenditures of Federal Awards
Year Ended June 30, 2021

3. Federal Student Loan Programs

A. Federal Perkins Loan Program and Health Professions Student Loan Program

The Federal Perkins Loan Program (Perkins) and the Health Professions Student Loan Program (HPSL) are administered directly by the University, and balances and transactions relating to these programs are included in the University's general purpose financial statements.

The balances of loans outstanding at June 30, 2021, under Federal student loan programs are summarized as follows:

	Perkins	HPSL
CFDA	84.038	93.342
Student loans receivable at June 30, 2020		
Stillwater Campus	\$ 8,136,345	\$ 1,049,115
Center for Health Sciences	-	1,985

B. Federal Direct Student Loans

Under the Federal Direct Student Loans Program, the Department of Education makes loans to enable a student or parent to pay the costs of the student's attendance at a postsecondary school. This Program enables an eligible student or parent to obtain a loan to pay for the student's cost of attendance directly through the University rather than through private lenders. The Stillwater campus began participation in the Direct Loan Program July 1, 1995. As a university qualified to originate loans, the University is responsible for handling the complete loan process, including funds management. The University is not responsible for the collection of these loans.

Oklahoma State University
Notes to Summary Schedule of Expenditures of Federal Awards
Year Ended June 30, 2021

4. Subrecipients

Of the federal expenditures presented in the Schedule, the University provided federal awards to subrecipients as follows:

Oklahoma State University
Notes to Summary Schedule of Expenditures of Federal Awards
Year Ended June 30, 2021

	Oklahoma State University Research Foundation	General University	Total
Type A Programs			
Research and Development			
Department of Agriculture	\$ -	\$ 422,444	\$ 422,444
Department of Commerce	-	70,634	70,634
Department of Defense	-	140,136	140,136
Department of Energy	-	1,738,246	1,738,246
Department of Health and Human Services	-	1,283,736	1,283,736
Department of Homeland Security	-	48,758	48,758
Department of Interior	-	216,105	216,105
Department of Justice	-	43,734	43,734
Department of Transportation	-	138,236	138,236
Environmental Protection Agency	-	18,875	18,875
National Aeronautics and Space Administration	-	865,281	865,281
National Science Foundation	-	1,515,611	1,515,611
Other Federal Agencies	-	45,460	45,460
	<u>-</u>	<u>6,547,256</u>	<u>6,547,256</u>
Total Research and Development	<u>-</u>	<u>6,547,256</u>	<u>6,547,256</u>
Other Type A Programs			
National Aeronautics and Space Administration	-	-	-
	<u>335,896</u>	<u>-</u>	<u>335,896</u>
Total Other Type A Programs	<u>335,896</u>	<u>-</u>	<u>335,896</u>
Total Type A Programs	<u>335,896</u>	<u>6,547,256</u>	<u>6,883,152</u>
Type B Programs			
Department of Agriculture	-	871,388	871,388
Department of Education	-	4,118	4,118
Department of Commerce	-	94,700	94,700
Department of Transportation	-	3,876	3,876
Department of Health and Human Services	-	395,451	395,451
National Aeronautics and Space Administration	-	78,882	78,882
	<u>-</u>	<u>1,448,415</u>	<u>1,448,415</u>
Total Type B Programs	<u>-</u>	<u>1,448,415</u>	<u>1,448,415</u>
Total Amount Provided to Subrecipients	<u>\$ 335,896</u>	<u>\$ 7,995,671</u>	<u>\$ 8,331,567</u>

Oklahoma State University
Notes to Summary Schedule of Expenditures of Federal Awards
Year Ended June 30, 2021

5. Detailed Schedule of Expenditures of Federal Awards

The accompanying detailed schedules of expenditures of Federal awards for the University at Appendix A and B are an integral part of the Schedule of Expenditures of Federal Awards.

**Report on Internal Control Over
Financial Reporting and on Compliance and Other Matters Based on an
Audit of Financial Statements Performed in Accordance with
Government Auditing Standards**

Independent Auditor's Report

Board of Regents for the
Oklahoma Agricultural and Mechanical Colleges
Oklahoma State University
Oklahoma City, Oklahoma

We have audited, in accordance with auditing standards generally accepted in the United States of America and the standards applicable to financial audits contained in *Government Auditing Standards*, issued by the Comptroller General of the United States, the financial statements of the business-type activities and the aggregate discretely presented component units of Oklahoma State University (“the University”), as of and for the year ended June 30, 2021, and the related notes to the financial statements, which collectively comprise the University’s basic financial statements, and have issued our report thereon dated October 29, 2021. Our report includes a reference to other auditors who audited the financial statements of Oklahoma State University Foundation (OSUF), as described in our report on the University’s financial statements. The financial statements, of Oklahoma State University Foundation and National Center for Addiction Studies and Treatment Foundation (NCAST), the aggregate discretely presented component units were not audited in accordance with *Government Auditing Standards* and accordingly, this report does not include reporting on internal control over financial reporting or instances of reportable noncompliance associated with OSUF or NCAST.

Internal Control Over Financial Reporting

In planning and performing our audit of the financial statements, we considered the University’s internal control over financial reporting (internal control) as a basis for designing the audit procedures that are appropriate in the circumstances for the purpose of expressing our opinions on the financial statements, but not for the purpose of expressing an opinion on the effectiveness of the University’s internal control. Accordingly, we do not express an opinion on the effectiveness of the University’s internal control.

A deficiency in internal control exists when the design or operation of a control does not allow management or employees, in the normal course of performing their assigned functions, to prevent or detect and correct misstatements on a timely basis. A material weakness is a deficiency, or a combination of deficiencies, in internal control, such that there is a reasonable possibility that a material misstatement of the entity’s financial statements will not be prevented or detected and corrected on a timely basis. A significant deficiency is a deficiency, or a combination of deficiencies, in internal control that is less severe than a material weakness, yet important enough to merit attention by those charged with governance.

Board of Regents for the
Oklahoma Agricultural and Mechanical Colleges
Oklahoma State University

Our consideration of internal control was for the limited purpose described in the first paragraph of this section and was not designed to identify all deficiencies in internal control that might be material weaknesses or significant deficiencies. Given these limitations, during our audit we did not identify any deficiencies in internal control that we consider to be material weaknesses. However, material weaknesses may exist that have not been identified.

Compliance and Other Matters

As part of obtaining reasonable assurance about whether the University's financial statements are free from material misstatement, we performed tests of its compliance with certain provisions of laws, regulations, contracts, and grant agreements, noncompliance with which could have a direct and material effect on the financial statements. However, providing an opinion on compliance with those provisions was not an objective of our audit, and accordingly, we do not express such an opinion. The results of our tests disclosed no instances of noncompliance or other matters that are required to be reported under *Government Auditing Standards*.

Purpose of this Report

The purpose of this report is solely to describe the scope of our testing of internal control and compliance and the results of that testing, and not to provide an opinion on the effectiveness of the entity's internal control or on compliance. This report is an integral part of an audit performed in accordance with *Government Auditing Standards* in considering the entity's internal control and compliance. Accordingly, this communication is not suitable for any other purpose.

BKD, LLP

Springfield, Missouri
October 29, 2021

Report on Compliance for Each Major Federal Program and Report on Internal Control Over Compliance

Independent Auditor's Report

Board of Regents for the
Oklahoma Agricultural and Mechanical Colleges
Oklahoma State University
Oklahoma City, Oklahoma

Report on Compliance for Each Major Federal Program

We have audited Oklahoma State University's (the "University") compliance with the types of compliance requirements described in the *OMB Compliance Supplement* that could have a direct and material effect on each of the University's major federal programs for the year ended June 30, 2021. The University's major federal programs are identified in the summary of auditor's results section of the accompanying schedule of findings and questioned costs.

Management's Responsibility

Management is responsible for compliance with federal statutes, regulations, and the terms and conditions of its federal awards applicable to its federal programs.

Auditor's Responsibility

Our responsibility is to express an opinion on compliance for each of the University's major federal programs based on our audit of the types of compliance requirements referred to above. We conducted our audit of compliance in accordance with auditing standards generally accepted in the United States of America; the standards applicable to financial audits contained in *Government Auditing Standards*, issued by the Comptroller General of the United States; and the audit requirements of Title 2 U.S. *Code of Federal Regulations* Part 200, *Uniform Administrative Requirements, Cost Principles, and Audit Requirements for Federal Awards* (Uniform Guidance). Those standards and the Uniform Guidance require that we plan and perform the audit to obtain reasonable assurance about whether noncompliance with the types of compliance requirements referred to above that could have a direct and material effect on a major federal program occurred. An audit includes examining, on a test basis, evidence about the University's compliance with those requirements and performing such other procedures as we considered necessary in the circumstances.

We believe that our audit provides a reasonable basis for our opinion on compliance for each major federal program. However, our audit does not provide a legal determination of the University's compliance.

Opinion on Each Major Federal Program

In our opinion, the University complied, in all material respects, with the types of compliance requirements referred to above that could have a direct and material effect on each of its major federal programs for the year ended June 30, 2021.

Board of Regents for the
Oklahoma Agricultural and Mechanical Colleges
Oklahoma State University

Report on Internal Control Over Compliance

Management of the University is responsible for establishing and maintaining effective internal control over compliance with the types of compliance requirements referred to above. In planning and performing our audit of compliance, we considered the University's internal control over compliance with the types of requirements that could have a direct and material effect on each major federal program to determine the auditing procedures that are appropriate in the circumstances for the purpose of expressing an opinion on compliance for each major federal program and to test and report on internal control over compliance in accordance with the Uniform Guidance, but not for the purpose of expressing an opinion on the effectiveness of internal control over compliance. Accordingly, we do not express an opinion on the effectiveness of the University's internal control over compliance.

A deficiency in internal control over compliance exists when the design or operation of a control over compliance does not allow management or employees, in the normal course of performing their assigned functions, to prevent or detect and correct noncompliance with a type of compliance requirement of a federal program on a timely basis. A material weakness in internal control over compliance is a deficiency, or a combination of deficiencies, in internal control over compliance, such that there is a reasonable possibility that material noncompliance with a type of compliance requirement of a federal program will not be prevented or detected and corrected on a timely basis. A significant deficiency in internal control over compliance is a deficiency, or a combination of deficiencies, in internal control over compliance with a type of compliance requirement of a federal program that is less severe than a material weakness in internal control over compliance, yet important enough to merit attention by those charged with governance.

Our consideration of internal control over compliance was for the limited purpose described in the first paragraph of this section and was not designed to identify all deficiencies in internal control over compliance that might be material weaknesses or significant deficiencies. We did not identify any deficiencies in internal control over compliance that we consider to be material weaknesses. However, material weaknesses may exist that have not been identified.

The purpose of this report on internal control over compliance is solely to describe the scope of our testing of internal control over compliance and the results of that testing based on the requirements of the Uniform Guidance. Accordingly, this report is not suitable for any other purpose.

BKD, LLP

Springfield, Missouri
October 29, 2021

Oklahoma State University
Schedule of Findings and Questioned Costs
Year Ended June 30, 2021

7. The University's major programs were:

Cluster/Program	CFDA Number
Federal Student Assistance Cluster	
Federal Supplemental Educational Opportunity Grants	84.007
Federal Work Study Program	84.033
Federal Perkins Loan Program	84.038
Federal Pell Grant Program	84.063
Federal Direct Student Loans	84.268
Teacher Education Assistance for College and Higher Education Grants	84.379
Health Professions Student Loans	93.342
Higher Education Emergency Relief Fund (HEERF)	84.425E, F, L, M and N
Department of Agriculture – Smith Lever	10.511

8. The threshold used to distinguish between Type A and Type B programs was \$3,000,000.

9. The University qualified as a low-risk auditee? Yes No

Oklahoma State University
Schedule of Findings and Questioned Costs
Year Ended June 30, 2021

Findings Required to be Reported by *Government Auditing Standards*

Reference Number	Finding
-----------------------------	----------------

No matters are reportable.

Oklahoma State University
Schedule of Findings and Questioned Costs
Year Ended June 30, 2021

Findings Required to be Reported by the Uniform Guidance

Reference Number	Finding
-----------------------------	----------------

No matters are reportable.

Oklahoma State University
Summary Schedule of Prior Audit Findings
Year Ended June 30, 2021

Reference Number	Summary of Finding	Status
2020-001	<p style="text-align: center;">CFDA Number 93.301 Small Rural Hospital Improvement Grant Program; U.S. Department of Health and Human Services, Health Resources and Services Administration; Year 2019-2020</p> <p>Criteria or Specific Requirement – Subrecipient Monitoring</p> <p>Condition – The University receives Small Rural Hospital Improvement Grant funding as a pass through entity, to provide funding for hospitals that are deemed subrecipients. The University's system of internal control did not identify this grant as having subawards, thus they did not initiate their standard subrecipient monitoring procedures. As a result, certain information required to be provided to the subrecipients was not included in the subaward documents and monitoring did not include determining whether the subrecipients complied with the single audit requirements.</p> <p>Questioned costs – None</p> <p>Context – Based on the grant budget, the University believed the disbursements to be contractual in nature, and not a subaward. Our testing demonstrated that a portion of the required subrecipient monitoring procedures were performed by University personnel.</p> <p>Effect – The University did not perform certain procedures to address all subrecipient monitoring duties including inquiry as to whether the subrecipients were suspended or debarred; inquiry as to whether the subrecipients received an audit to allow the University to know whether follow up action was required related to findings, and the CFDA number was not provided to the subrecipients in their communications.</p> <p>Cause – Based on the grant budget, the University believed the disbursements to be contractual in nature, and not a subaward. This resulted in the University not initiating their protocol for subrecipient monitoring.</p>	Resolved

Pgm	OSU Title of Project	CFDA	Thru 06/30/2021 (Expenditures)	Amounts Passed Sub-Recipients	Federal Agency Name	OSU Sponsor	Agreement Number(s)	Fd Src
TYPE A PROGRAMS								
RESEARCH AND DEVELOPMENT								
DEPARTMENT OF AGRICULTURE								
RSCH	Operation of the ARS Micronet to Provide a Long-Term, High Spatial Resolution Climate Record	10.001	121,672	116,642	AGRICULTURE, DEPARTMENT OF / AGRICULTURAL RESEARCH SERVICE	U.S. Department of Agriculture	58-3070-8-005	FF
RSCH	Impact of a Plains Production system on sustainable production of Grain Sorghum	10.001	75,565	46,118	AGRICULTURE, DEPARTMENT OF / AGRICULTURAL RESEARCH SERVICE	U.S. Department of Agriculture	58-3020-8-018	FF
RSCH	Areawide Pest Management of the Invasive Sugarcane Aphid in Grain Sorghum-Oklahoma, Outr	10.001	69,701	-	AGRICULTURE, DEPARTMENT OF / AGRICULTURAL RESEARCH SERVICE	U.S. Department of Agriculture	5830726009	FF
RSCH	Concentrate Finishing of Beef Cattle Due to a Lack of Grazinglands Research Laboratory Cattle F	10.001	64,378	-	AGRICULTURE, DEPARTMENT OF / AGRICULTURAL RESEARCH SERVICE	U.S. Department of Agriculture	2930700001	FF
RSCH	Climate-Informed Assessment of Water Availability and Adaptive Management for Cropping Syst	10.001	63,533	-	AGRICULTURE, DEPARTMENT OF / AGRICULTURAL RESEARCH SERVICE	U.S. Department of Agriculture	5830700004	FF
RSCH	Areawide Pest management f the Invasive Sugarcane Aphid in Grain Sorghum	10.001	44,354	-	AGRICULTURE, DEPARTMENT OF / AGRICULTURAL RESEARCH SERVICE	U.S. Department of Agriculture	5830726007	FF
RSCH	Irrigation Management and Efficiency for Cropping Systems in the Fort Cobb Reservoir Experie	10.001	40,415	-	AGRICULTURE, DEPARTMENT OF / AGRICULTURAL RESEARCH SERVICE	U.S. Department of Agriculture	5830705007	FF
RSCH	Determine Greenhouse Gas (GHg) Emission from diverse Grazing Systems in the Southern Grea	10.001	37,335	-	AGRICULTURE, DEPARTMENT OF / AGRICULTURAL RESEARCH SERVICE	U.S. Department of Agriculture	5830706003	FF
RSCH	Areawide Pest management of the Invasive Sugarcane Aphid in Grain Sorghum - Economic Eval	10.001	36,758	-	AGRICULTURE, DEPARTMENT OF / AGRICULTURAL RESEARCH SERVICE	U.S. Department of Agriculture	5830726010	FF
RSCH	Temperature Dependant Development of the Sugarcane Aphid Including Lower and Upper Therst	10.001	27,342	-	AGRICULTURE, DEPARTMENT OF / AGRICULTURAL RESEARCH SERVICE	U.S. Department of Agriculture	5830726015	FF
RSCH	Software and Database Development Related to Forage and Animal Production Systems	10.001	25,473	-	AGRICULTURE, DEPARTMENT OF / AGRICULTURAL RESEARCH SERVICE	U.S. Department of Agriculture	5830700007	FF
RSCH	Pulse Consumption Improves Gut Health, Metabolic Outcomes, and Bone Biomarkers of Postmer	10.001	20,564	-	AGRICULTURE, DEPARTMENT OF / AGRICULTURAL RESEARCH SERVICE	U.S. Department of Agriculture	5830600048	FF
RSCH	Monitoring and Molecular Characterization of Pythium species in Floricultural Greenhouses of NY	10.001	18,992	-	AGRICULTURE, DEPARTMENT OF / AGRICULTURAL RESEARCH SERVICE	U.S. Department of Agriculture	58-8062-8-017	FF
RSCH	Areawide Pest Management of the Invasive Sugarcane Aphid in Grain Sorghum - Genetic Analy	10.001	14,720	-	AGRICULTURE, DEPARTMENT OF / AGRICULTURAL RESEARCH SERVICE	U.S. Department of Agriculture	5830726014	FF
RSCH	Development of Improved High-Oleic Peanut Varieties	10.001	13,387	-	AGRICULTURE, DEPARTMENT OF / AGRICULTURAL RESEARCH SERVICE	U.S. Department of Agriculture	5830726016	FF
RSCH	Areawide Pest Management of Invasive Sugarcane Aphid in Grain Sorghum-Resistant Sorghum I	10.001	13,209	-	AGRICULTURE, DEPARTMENT OF / AGRICULTURAL RESEARCH SERVICE	U.S. Department of Agriculture	5830726008	FF
RSCH	Calibration and Validation of In Situ Moisture Sensors at Marela Oklahoma	10.001	13,136	-	AGRICULTURE, DEPARTMENT OF / AGRICULTURAL RESEARCH SERVICE	U.S. Department of Agriculture	5880427059	FF
RSCH	In-Field Peanut Canopy Phenotyping with Sensors	10.001	7,017	-	AGRICULTURE, DEPARTMENT OF / AGRICULTURAL RESEARCH SERVICE	U.S. Department of Agriculture	5830726017	FF
RSCH	The Short and Long-term Behavioral Effects of Livestock Training on Cattle Grazing in Continuou	10.001	6,174	-	AGRICULTURE, DEPARTMENT OF / AGRICULTURAL RESEARCH SERVICE	U.S. Department of Agriculture	58-3070-8-009	FF
RSCH	Bacterial Endosymbiont Effects on Biology of Cereal Aphids and Key Natural Enemies in Cereals	10.001	4,297	-	AGRICULTURE, DEPARTMENT OF / AGRICULTURAL RESEARCH SERVICE	U.S. Department of Agriculture	5830720005	FF
RSCH	Sensors for Disease in Peanut	10.001	2,149	-	AGRICULTURE, DEPARTMENT OF / AGRICULTURAL RESEARCH SERVICE	U.S. Department of Agriculture	5830720003	FF
RSCH	Effect of Soil Sulfur Content on Sorghum Protein Quality	10.001	1,652	-	AGRICULTURE, DEPARTMENT OF / AGRICULTURAL RESEARCH SERVICE	U.S. Department of Agriculture	58-3020-9-028	FF
RSCH	Population Diversity of Pythium Cryptoirregulare	10.001	1,416	-	AGRICULTURE, DEPARTMENT OF / AGRICULTURAL RESEARCH SERVICE	U.S. Department of Agriculture	5820725022	FF
RSCH	Sustainable Beef-Forage Systems for the Southern Plains	10.001	1,397	-	AGRICULTURE, DEPARTMENT OF / AGRICULTURAL RESEARCH SERVICE	U.S. Department of Agriculture	5830705008	FF
RSCH	Dam Analysis Modernization of Tools: Applications, Guidance and Standardization-DAM-Tags-Pr	10.001	684	-	AGRICULTURE, DEPARTMENT OF / AGRICULTURAL RESEARCH SERVICE	U.S. Department of Agriculture	5830721005	FF
RSCH	Efficient Methods for phenotyping Pods for Peanut Smut	10.001	10	-	AGRICULTURE, DEPARTMENT OF / AGRICULTURAL RESEARCH SERVICE	U.S. Department of Agriculture	5830729004	FF
RSCH	Sustainable Beef-Forage Systems for the Southern Plains	10.001	(123)	-	AGRICULTURE, DEPARTMENT OF / AGRICULTURAL RESEARCH SERVICE	U.S. Department of Agriculture	5830705008	FF
RSCH	Molecular Basis of Host Plant Resistance to Aphids in Sorghum	10.001	(1,362)	-	AGRICULTURE, DEPARTMENT OF / AGRICULTURAL RESEARCH SERVICE	U.S. Department of Agriculture	58-3072-8-010	FF
RSCH	FY20 NAHLN Lab Level 1 Designation Agreement	10.025	308,595	-	AGRICULTURE, DEPARTMENT OF / ANIMAL AND PLANT HEALTH INSPECTION SERVICE	U.S. Department of Agriculture	AP20VSD&B000C038	FF
RSCH	E-probe Diagnostic Nucleic acid Analysis for detection of Select Agents and quarantine bacterial i	10.025	45,628	-	AGRICULTURE, DEPARTMENT OF / ANIMAL AND PLANT HEALTH INSPECTION SERVICE	U.S. Department of Agriculture	AP20PPQS&T00C162	FF
RSCH	Development of an Interactive Spatial Agrometrics Tool for the Calculation of Livestock (Cattle, Sh	10.025	34,916	-	AGRICULTURE, DEPARTMENT OF / ANIMAL AND PLANT HEALTH INSPECTION SERVICE	U.S. Department of Agriculture	AP20VSD&B000C010	FF
RSCH	Updated Lucid Key Species Description of Six Western Rangeland Grasshoppers	10.025	34,073	-	AGRICULTURE, DEPARTMENT OF / ANIMAL AND PLANT HEALTH INSPECTION SERVICE	U.S. Department of Agriculture	AP19PPQS&T00C038	FF
RSCH	FY 19 NAHLN Lab Level 1 Designation Agreement	10.025	27,553	-	AGRICULTURE, DEPARTMENT OF / ANIMAL AND PLANT HEALTH INSPECTION SERVICE	U.S. Department of Agriculture	AP19VSNVSL00C014	FF
RSCH	FMD-Infected Cattle in Feedlots	10.025	27,485	-	AGRICULTURE, DEPARTMENT OF / ANIMAL AND PLANT HEALTH INSPECTION SERVICE	U.S. Department of Agriculture	AP19VSCFAH00C022	FF
RSCH	Pathogen Survival in Large Scale Carcass	10.025	26,844	-	AGRICULTURE, DEPARTMENT OF / ANIMAL AND PLANT HEALTH INSPECTION SERVICE	U.S. Department of Agriculture	AP19VSCFAH00C006	FF
RSCH	Deep Learning Computational Algorithms for Disease Diagnosis by Genome Sequencing	10.025	24,784	-	AGRICULTURE, DEPARTMENT OF / ANIMAL AND PLANT HEALTH INSPECTION SERVICE	U.S. Department of Agriculture	AP20VSD&B00C011	FF
RSCH	Deep Learning Computational Algorithms for Disease Diagnosis by Genome Sequencing	10.025	22,816	-	AGRICULTURE, DEPARTMENT OF / ANIMAL AND PLANT HEALTH INSPECTION SERVICE	U.S. Department of Agriculture	AP20VSD&B00C011	FF
RSCH	E-probe Diagnostic Nucleic acid Analysis (EDNA) for QUARANTINE detection and discrimination	10.025	21,981	-	AGRICULTURE, DEPARTMENT OF / ANIMAL AND PLANT HEALTH INSPECTION SERVICE	U.S. Department of Agriculture	AP19PPQS&T00C180	FF
RSCH	FY21 NAHLN Lab Level 1 Designation Agreement	10.025	18,141	-	AGRICULTURE, DEPARTMENT OF / ANIMAL AND PLANT HEALTH INSPECTION SERVICE	U.S. Department of Agriculture	AP21VSD&B000C040	FF
RSCH	Improving understanding of biosecurity priorities among cattle producers and biosecurity plan cos	10.025	15,881	-	AGRICULTURE, DEPARTMENT OF / ANIMAL AND PLANT HEALTH INSPECTION SERVICE	U.S. Department of Agriculture	AP21VSP0000C029	FF
RSCH	Development of an Interactive Spatial Agrometrics Tool for the Calculation of Livestock (Cattle, Sh	10.025	15,784	-	AGRICULTURE, DEPARTMENT OF / ANIMAL AND PLANT HEALTH INSPECTION SERVICE	U.S. Department of Agriculture	AP20VSD&B000C010	FF
RSCH	Improving understanding of biosecurity priorities among cattle producers and biosecurity plan cos	10.025	14,043	-	AGRICULTURE, DEPARTMENT OF / ANIMAL AND PLANT HEALTH INSPECTION SERVICE	U.S. Department of Agriculture	AP21VSP0000C029	FF
RSCH	Pathogen Survival in Large Scale Carcass	10.025	8,095	-	AGRICULTURE, DEPARTMENT OF / ANIMAL AND PLANT HEALTH INSPECTION SERVICE	U.S. Department of Agriculture	AP19VSCFAH00C006	FF
RSCH	Level of infectious virus in decomposing tissues under simulated environmental conditions	10.025	3,676	-	AGRICULTURE, DEPARTMENT OF / ANIMAL AND PLANT HEALTH INSPECTION SERVICE	U.S. Department of Agriculture	AP21VSP0000C022	FF
RSCH	E-probe Diagnostic Nucleic Acid Analysis	10.025	2,128	-	AGRICULTURE, DEPARTMENT OF / ANIMAL AND PLANT HEALTH INSPECTION SERVICE	U.S. Department of Agriculture	AP19PPQA&T00C003	FF
RSCH	Development and validation of E-probe Diagnostic Nucleic acid Assay Technology for viruses re	10.025	760	-	AGRICULTURE, DEPARTMENT OF / ANIMAL AND PLANT HEALTH INSPECTION SERVICE	U.S. Department of Agriculture	AP18PPQ&T00C213	FF
RSCH	Flowering Management: Minimizing the Harms Caused by Spring Freeze in Pecans	10.170	73,901	-	AGRICULTURE, DEPARTMENT OF / AGRICULTURAL MARKETING SERVICE	Oklahoma Department of Agriculture	AM190100XXXXG034 PASS THRU PO 0409018035	SF
RSCH	Identification of factors affecting tensile strength and wear tolerance of warm-season turfgrass	10.170	42,306	-	AGRICULTURE, DEPARTMENT OF / AGRICULTURAL MARKETING SERVICE	Oklahoma Department of Agriculture	AM180100XXXXG023 PASS THRU PO 0409017778	SF
RSCH	Tomato Production in Greenhouse, High Tunnel, and Field Along with Quality Analysis for Local F	10.170	38,835	7,062	AGRICULTURE, DEPARTMENT OF / AGRICULTURAL MARKETING SERVICE	Oklahoma Department of Agriculture	AM180100XXXXG023 PASS THRU PO 0409017777	SF
RSCH	Decontamination of Produce by Cold Atmospheric plasma	10.170	31,066	-	AGRICULTURE, DEPARTMENT OF / AGRICULTURAL MARKETING SERVICE	Oklahoma Department of Agriculture	AM180100XXXXG023 PASS THRU PO 0409017775	SF
RSCH	Developing traffic tolerant turf bermudagrass for sports fields in Oklahoma	10.170	29,855	-	AGRICULTURE, DEPARTMENT OF / AGRICULTURAL MARKETING SERVICE	Oklahoma Department of Agriculture	AM180100XXXXG023 PASS THRU PO 0409017780	SF
RSCH	Assessing Pecan Oil for Nutritional Potency in Oklahoma	10.170	29,483	-	AGRICULTURE, DEPARTMENT OF / AGRICULTURAL MARKETING SERVICE	Oklahoma Department of Agriculture	AM180100XXXXG023 PASS THRU PO 0409017776	SF
RSCH	Increasing Pecan Consumption Through Value-Added Product Development	10.170	24,836	-	AGRICULTURE, DEPARTMENT OF / AGRICULTURAL MARKETING SERVICE	Oklahoma Department of Agriculture	AM180100XXXXG023 PASS THRU PO 0409017779	SF
RSCH	Detection of Detrimental viruses and viroids in high value Chrysanthemums in Oklahoma	10.170	24,455	-	AGRICULTURE, DEPARTMENT OF / AGRICULTURAL MARKETING SERVICE	Oklahoma Department of Agriculture	AM190100XXXXG034 PASS THRU PO 0409018038	SF
RSCH	Development of Native and Pollinator Plants as Turfgrass Alternatives for Shaded Landscapes	10.170	20,525	-	AGRICULTURE, DEPARTMENT OF / AGRICULTURAL MARKETING SERVICE	Oklahoma Department of Agriculture	AM190100XXXXG034 PASS THRU PO 0409018037	SF
RSCH	Assessing Heat Tolerant Lettuces for Production in Oklahoma	10.170	18,027	-	AGRICULTURE, DEPARTMENT OF / AGRICULTURAL MARKETING SERVICE	Oklahoma Department of Agriculture	AM190100XXXXG034 PASS THRU PO 0409018034	SF
RSCH	Controlling Algae in Hydroponics to Increase Production Yield and Quality	10.170	17,373	-	AGRICULTURE, DEPARTMENT OF / AGRICULTURAL MARKETING SERVICE	Oklahoma Department of Agriculture	AM190100XXXXG034 PASS THRU PO 0409018036	SF
RSCH	Developing traffic tolerant turf bermudagrass for sports fields in Oklahoma	10.170	16,687	-	AGRICULTURE, DEPARTMENT OF / AGRICULTURAL MARKETING SERVICE	Oklahoma Department of Agriculture	AM180100XXXXG023 PASS THRU PO 0409017780	SF
RSCH	Improvement of Vegetable Production and Soil Health Using Cover Crops	10.170	16,243	-	AGRICULTURE, DEPARTMENT OF / AGRICULTURAL MARKETING SERVICE	Oklahoma Department of Agriculture	AM190100XXXXG034 PASS THRU PO 0409018039	SF
RSCH	Improvement of Vegetable Production and Soil Health Using Cover Crops	10.170	8,059	-	AGRICULTURE, DEPARTMENT OF / AGRICULTURAL MARKETING SERVICE	Oklahoma Department of Agriculture	AM190100XXXXG034 PASS THRU PO 0409018039	SF
RSCH	Colored Shade Netting Evaluations for Improving Production and Quality of Cut Flowers and Veg	10.170	6,546	-	AGRICULTURE, DEPARTMENT OF / AGRICULTURAL MARKETING SERVICE	Oklahoma Department of Agriculture	AM200100XXXXG024 PASS THRU PO 0409018269	SF
RSCH	Squirrel and feral pig use of pecan orchards: implications on damage, degradation, and human an	10.170	2,867	-	AGRICULTURE, DEPARTMENT OF / AGRICULTURAL MARKETING SERVICE	Oklahoma Department of Agriculture	16SCBGPOK055 PASS THRU PO0409017344	SF
RSCH	Development of Native and Pollinator Plants as Turfgrass Alternatives for Shaded Landscapes	10.170	2,785	-	AGRICULTURE, DEPARTMENT OF / AGRICULTURAL MARKETING SERVICE	Oklahoma Department of Agriculture	AM190100XXXXG034 PASS THRU PO 0409018037	SF
RSCH	Assessing Heat Tolerant Lettuces for Production in Oklahoma	10.170	2,544	-	AGRICULTURE, DEPARTMENT OF / AGRICULTURAL MARKETING SERVICE	Oklahoma Department of Agriculture	AM190100XXXXG034 PASS THRU PO 0409018034	SF
RSCH	Improving pepper establishment and Production Systems	10.170	1,657	-	AGRICULTURE, DEPARTMENT OF / AGRICULTURAL MARKETING SERVICE	Oklahoma Department of Agriculture	AM170100XXXXG024 PASS THRU PO 0409017592	SF
RSCH	Assessing Heat Tolerant Lettuces for Production in Oklahoma	10.170	314	-	AGRICULTURE, DEPARTMENT OF / AGRICULTURAL MARKETING SERVICE	Oklahoma Department of Agriculture	AM190100XXXXG034 PASS THRU PO 0409018034	SF
RSCH	Evaluation of furts, vegetables, herbs, and ornaments in hydroponics systems for local fresh mar	10.170	186	-	AGRICULTURE, DEPARTMENT OF / AGRICULTURAL MARKETING SERVICE	Oklahoma Department of Agriculture	AM170100XXXXG024 PASS THRU PO # 0409017587	SF
RSCH	Development of cold hardy bermudagrasses for specialty sod production	10.170	(1)	-	AGRICULTURE, DEPARTMENT OF / AGRICULTURAL MARKETING SERVICE	Oklahoma Department of Agriculture	AM170100XXXXG002 PASS THRU PO# 0409017588	SF
RSCH	Development of shade tolerant turf-type bermudagrasses	10.170	(281)	-	AGRICULTURE, DEPARTMENT OF / AGRICULTURAL MARKETING SERVICE	Oklahoma Department of Agriculture	AM170100XXXXG002 PASS THRU PO# 0409017586	SF
RSCH	Development of cold hardy bermudagrasses for specialty sod production	10.170	(339)	-	AGRICULTURE, DEPARTMENT OF / AGRICULTURAL MARKETING SERVICE	Oklahoma Department of Agriculture	AM170100XXXXG002 PASS THRU PO# 0409017588	SF
RSCH	Electronic Diagnostic Nucleic Acid Analysis (EDNA) for Accurate Detection and Discrimination of	10.170	(651)	674	AGRICULTURE, DEPARTMENT OF / AGRICULTURAL MARKETING SERVICE	Oklahoma Department of Agriculture	AM170100XXXXG002 PASS THRU PO# 0409017589	SF
RSCH	Development of shade tolerant turf-type bermudagrasses	10.170	(1,628)	-	AGRICULTURE, DEPARTMENT OF / AGRICULTURAL MARKETING SERVICE	Oklahoma Department of Agriculture	AM170100XXXXG002 PASS THRU PO# 0409017586	SF
RSCH	Evaluating production practices and input management for optimizing winter canola production in	10.200	22,321	-	AGRICULTURE, DEPARTMENT OF / NATIONAL INSTITUTE OF FOOD AND AGRICULTURE	U.S. Department of Agriculture	2018-38624-28794	FF
RSCH	Evaluating production practices and input management for optimizing winter canola production in	10.200	21,799	17,587	AGRICULTURE, DEPARTMENT OF / NATIONAL INSTITUTE OF FOOD AND AGRICULTURE	U.S. Department of Agriculture	2018-38624-28794	FF

RSCH Development and Management of Canola in the Great Plains Region	10.200	4,866	- AGRICULTURE, DEPARTMENT OF / NATIONAL INSTITUTE OF FOOD AND AGRICULTURE	Kansas State University	20193862430289 PASS THRU A200100S002	PF
RSCH Evaluating production practices and input management for optimizing winter canola production in	10.200	(3,716)	- AGRICULTURE, DEPARTMENT OF / NATIONAL INSTITUTE OF FOOD AND AGRICULTURE	U.S. Department of Agriculture	2018-38624-28794	FF
RSCH Black Bears	10.202	112,268	- AGRICULTURE, DEPARTMENT OF / NATIONAL INSTITUTE OF FOOD AND AGRICULTURE	U.S. Department of Agriculture	N19MSCFRXXXG048	FF
RSCH Woodland Communities	10.202	101,910	- AGRICULTURE, DEPARTMENT OF / NATIONAL INSTITUTE OF FOOD AND AGRICULTURE	U.S. Department of Agriculture	N19MSCFRXXXG073	FF
RSCH Alternative Vegetation	10.202	70,329	- AGRICULTURE, DEPARTMENT OF / NATIONAL INSTITUTE OF FOOD AND AGRICULTURE	U.S. Department of Agriculture	N19MSCFRXXXG073	FF
RSCH Woodland Communities	10.202	67,123	- AGRICULTURE, DEPARTMENT OF / NATIONAL INSTITUTE OF FOOD AND AGRICULTURE	U.S. Department of Agriculture	N19MSCFRXXXG048	FF
RSCH Alternative Vegetation	10.202	41,653	- AGRICULTURE, DEPARTMENT OF / NATIONAL INSTITUTE OF FOOD AND AGRICULTURE	U.S. Department of Agriculture	N19MSCFRXXXG048	FF
RSCH Black Bears	10.202	34,619	- AGRICULTURE, DEPARTMENT OF / NATIONAL INSTITUTE OF FOOD AND AGRICULTURE	U.S. Department of Agriculture	N19MSCFRXXXG073	FF
RSCH Alternative Land Mgmt Practices	10.202	33,142	- AGRICULTURE, DEPARTMENT OF / NATIONAL INSTITUTE OF FOOD AND AGRICULTURE	U.S. Department of Agriculture	N19MSCFRXXXG048	FF
RSCH Predicting Forest Dynamics	10.202	27,684	- AGRICULTURE, DEPARTMENT OF / NATIONAL INSTITUTE OF FOOD AND AGRICULTURE	U.S. Department of Agriculture	N19MSCFRXXXG048	FF
RSCH Redcedar Composites	10.202	27,570	- AGRICULTURE, DEPARTMENT OF / NATIONAL INSTITUTE OF FOOD AND AGRICULTURE	U.S. Department of Agriculture	N19MSCFRXXXG073	FF
RSCH Oklahoma Forests	10.202	26,883	- AGRICULTURE, DEPARTMENT OF / NATIONAL INSTITUTE OF FOOD AND AGRICULTURE	U.S. Department of Agriculture	N19MSCFRXXXG073	FF
RSCH Alternative Land Mgmt Practices	10.202	24,856	- AGRICULTURE, DEPARTMENT OF / NATIONAL INSTITUTE OF FOOD AND AGRICULTURE	U.S. Department of Agriculture	N19MSCFRXXXG073	FF
RSCH Oklahoma Forests	10.202	20,843	- AGRICULTURE, DEPARTMENT OF / NATIONAL INSTITUTE OF FOOD AND AGRICULTURE	U.S. Department of Agriculture	N19MSCFRXXXG048	FF
RSCH Native Oklahoma Birds	10.202	10,057	- AGRICULTURE, DEPARTMENT OF / NATIONAL INSTITUTE OF FOOD AND AGRICULTURE	U.S. Department of Agriculture	N19MSCFRXXXG073	FF
RSCH Native Oklahoma Birds	10.202	8,380	- AGRICULTURE, DEPARTMENT OF / NATIONAL INSTITUTE OF FOOD AND AGRICULTURE	U.S. Department of Agriculture	N19MSCFRXXXG048	FF
RSCH Demographic Parameters in Forest	10.202	5,680	- AGRICULTURE, DEPARTMENT OF / NATIONAL INSTITUTE OF FOOD AND AGRICULTURE	U.S. Department of Agriculture	N19MSCFRXXXG048	FF
RSCH Predicting Forest Dynamics	10.202	5,253	- AGRICULTURE, DEPARTMENT OF / NATIONAL INSTITUTE OF FOOD AND AGRICULTURE	U.S. Department of Agriculture	N19MSCFRXXXG073	FF
RSCH Redcedar Composites	10.202	4,923	- AGRICULTURE, DEPARTMENT OF / NATIONAL INSTITUTE OF FOOD AND AGRICULTURE	U.S. Department of Agriculture	N19MSCFRXXXG048	FF
RSCH OK Ag Experiment Station	10.203	549,801	- AGRICULTURE, DEPARTMENT OF / NATIONAL INSTITUTE OF FOOD AND AGRICULTURE	U.S. Department of Agriculture	N20HFPXXXXG002	FF
RSCH NC1202 Enteric Diseases	10.203	109,332	- AGRICULTURE, DEPARTMENT OF / NATIONAL INSTITUTE OF FOOD AND AGRICULTURE	U.S. Department of Agriculture	N20HFPXXXXG015	FF
RSCH Efficiency of Ag Decisions	10.203	87,404	- AGRICULTURE, DEPARTMENT OF / NATIONAL INSTITUTE OF FOOD AND AGRICULTURE	U.S. Department of Agriculture	N20HFPXXXXG002	FF
RSCH Winter Wheat Variety	10.203	75,995	- AGRICULTURE, DEPARTMENT OF / NATIONAL INSTITUTE OF FOOD AND AGRICULTURE	U.S. Department of Agriculture	N20HFPXXXXG002	FF
RSCH Hand Planter	10.203	66,008	- AGRICULTURE, DEPARTMENT OF / NATIONAL INSTITUTE OF FOOD AND AGRICULTURE	U.S. Department of Agriculture	N20HFPXXXXG002	FF
RSCH Structure of Integral Plant Cell	10.203	61,800	- AGRICULTURE, DEPARTMENT OF / NATIONAL INSTITUTE OF FOOD AND AGRICULTURE	U.S. Department of Agriculture	N20HFPXXXXG002	FF
RSCH Action Bioactive Compounds	10.203	56,904	- AGRICULTURE, DEPARTMENT OF / NATIONAL INSTITUTE OF FOOD AND AGRICULTURE	U.S. Department of Agriculture	N20HFPXXXXG002	FF
RSCH S-09 Plant Genetic Resources	10.203	52,787	- AGRICULTURE, DEPARTMENT OF / NATIONAL INSTITUTE OF FOOD AND AGRICULTURE	U.S. Department of Agriculture	N20HFPXXXXG015	FF
RSCH Glycerides Insects	10.203	49,918	- AGRICULTURE, DEPARTMENT OF / NATIONAL INSTITUTE OF FOOD AND AGRICULTURE	U.S. Department of Agriculture	N20HFPXXXXG002	FF
RSCH E2F Transcription Factors	10.203	49,254	- AGRICULTURE, DEPARTMENT OF / NATIONAL INSTITUTE OF FOOD AND AGRICULTURE	U.S. Department of Agriculture	N20HFPXXXXG002	FF
RSCH RNA Interaction in Livestock Genome	10.203	45,640	- AGRICULTURE, DEPARTMENT OF / NATIONAL INSTITUTE OF FOOD AND AGRICULTURE	U.S. Department of Agriculture	N20HFPXXXXG002	FF
RSCH Salt Tolerance in Rice	10.203	45,596	- AGRICULTURE, DEPARTMENT OF / NATIONAL INSTITUTE OF FOOD AND AGRICULTURE	U.S. Department of Agriculture	N20HFPXXXXG002	FF
RSCH Animal Immunity	10.203	45,345	- AGRICULTURE, DEPARTMENT OF / NATIONAL INSTITUTE OF FOOD AND AGRICULTURE	U.S. Department of Agriculture	N20HFPXXXXG002	FF
RSCH NE1943 Emerging Disease Vectors	10.203	45,157	- AGRICULTURE, DEPARTMENT OF / NATIONAL INSTITUTE OF FOOD AND AGRICULTURE	U.S. Department of Agriculture	N20HFPXXXXG015	FF
RSCH Food Security	10.203	45,000	- AGRICULTURE, DEPARTMENT OF / NATIONAL INSTITUTE OF FOOD AND AGRICULTURE	U.S. Department of Agriculture	N20HFPXXXXG002	FF
RSCH Insect Immunity	10.203	43,829	- AGRICULTURE, DEPARTMENT OF / NATIONAL INSTITUTE OF FOOD AND AGRICULTURE	U.S. Department of Agriculture	N20HFPXXXXG002	FF
RSCH Sustainable Water Treatment	10.203	41,990	- AGRICULTURE, DEPARTMENT OF / NATIONAL INSTITUTE OF FOOD AND AGRICULTURE	U.S. Department of Agriculture	N20HFPXXXXG002	FF
RSCH Manage Tomorrow's Ag Production	10.203	41,696	- AGRICULTURE, DEPARTMENT OF / NATIONAL INSTITUTE OF FOOD AND AGRICULTURE	U.S. Department of Agriculture	N20HFPXXXXG002	FF
RSCH Soil Health and Sustainability	10.203	41,324	- AGRICULTURE, DEPARTMENT OF / NATIONAL INSTITUTE OF FOOD AND AGRICULTURE	U.S. Department of Agriculture	N20HFPXXXXG002	FF
RSCH Medicago Truncatula	10.203	39,958	- AGRICULTURE, DEPARTMENT OF / NATIONAL INSTITUTE OF FOOD AND AGRICULTURE	U.S. Department of Agriculture	N20HFPXXXXG002	FF
RSCH S-1073 Arthropod Pest and Weeds	10.203	39,800	- AGRICULTURE, DEPARTMENT OF / NATIONAL INSTITUTE OF FOOD AND AGRICULTURE	U.S. Department of Agriculture	N20HFPXXXXG015	FF
RSCH Winter Wheat Variety	10.203	38,701	- AGRICULTURE, DEPARTMENT OF / NATIONAL INSTITUTE OF FOOD AND AGRICULTURE	U.S. Department of Agriculture	N19HFPXXXXG028	FF
RSCH Wastewater Treatment System	10.203	37,629	- AGRICULTURE, DEPARTMENT OF / NATIONAL INSTITUTE OF FOOD AND AGRICULTURE	U.S. Department of Agriculture	N20HFPXXXXG002	FF
RSCH NE1749 Enhancing Rural Opportunille	10.203	37,347	- AGRICULTURE, DEPARTMENT OF / NATIONAL INSTITUTE OF FOOD AND AGRICULTURE	U.S. Department of Agriculture	N20HFPXXXXG015	FF
RSCH Products from Food Industry Waste	10.203	37,025	- AGRICULTURE, DEPARTMENT OF / NATIONAL INSTITUTE OF FOOD AND AGRICULTURE	U.S. Department of Agriculture	N20HFPXXXXG002	FF
RSCH Foodborne Pathogens	10.203	36,961	- AGRICULTURE, DEPARTMENT OF / NATIONAL INSTITUTE OF FOOD AND AGRICULTURE	U.S. Department of Agriculture	N20HFPXXXXG002	FF
RSCH Hand Planter	10.203	36,755	- AGRICULTURE, DEPARTMENT OF / NATIONAL INSTITUTE OF FOOD AND AGRICULTURE	U.S. Department of Agriculture	N19HFPXXXXG028	FF
RSCH Fungi Affecting OK Crops	10.203	35,519	- AGRICULTURE, DEPARTMENT OF / NATIONAL INSTITUTE OF FOOD AND AGRICULTURE	U.S. Department of Agriculture	N19HFPXXXXG028	FF
RSCH Termite Management	10.203	34,629	- AGRICULTURE, DEPARTMENT OF / NATIONAL INSTITUTE OF FOOD AND AGRICULTURE	U.S. Department of Agriculture	N20HFPXXXXG002	FF
RSCH W3009 Specialty Crops	10.203	34,519	- AGRICULTURE, DEPARTMENT OF / NATIONAL INSTITUTE OF FOOD AND AGRICULTURE	U.S. Department of Agriculture	N20HFPXXXXG015	FF
RSCH Cereal Grains Products & Ingredients	10.203	34,259	- AGRICULTURE, DEPARTMENT OF / NATIONAL INSTITUTE OF FOOD AND AGRICULTURE	U.S. Department of Agriculture	N20HFPXXXXG002	FF
RSCH Analysis of HSBP genes in cotton	10.203	33,986	- AGRICULTURE, DEPARTMENT OF / NATIONAL INSTITUTE OF FOOD AND AGRICULTURE	U.S. Department of Agriculture	N20HFPXXXXG002	FF
RSCH W4188 Environmental Physics	10.203	33,925	- AGRICULTURE, DEPARTMENT OF / NATIONAL INSTITUTE OF FOOD AND AGRICULTURE	U.S. Department of Agriculture	N20HFPXXXXG015	FF
RSCH Agricultural Commodities	10.203	33,806	- AGRICULTURE, DEPARTMENT OF / NATIONAL INSTITUTE OF FOOD AND AGRICULTURE	U.S. Department of Agriculture	N20HFPXXXXG002	FF
RSCH Marketing Challenges	10.203	32,576	- AGRICULTURE, DEPARTMENT OF / NATIONAL INSTITUTE OF FOOD AND AGRICULTURE	U.S. Department of Agriculture	N20HFPXXXXG002	FF
RSCH Insect Immunity	10.203	32,559	- AGRICULTURE, DEPARTMENT OF / NATIONAL INSTITUTE OF FOOD AND AGRICULTURE	U.S. Department of Agriculture	N19HFPXXXXG028	FF
RSCH S1075 Biobased Industry and Economy	10.203	32,100	- AGRICULTURE, DEPARTMENT OF / NATIONAL INSTITUTE OF FOOD AND AGRICULTURE	U.S. Department of Agriculture	N20HFPXXXXG015	FF
RSCH S1075 Biobased Industry and Economy	10.203	32,090	- AGRICULTURE, DEPARTMENT OF / NATIONAL INSTITUTE OF FOOD AND AGRICULTURE	U.S. Department of Agriculture	N20HFPXXXXG015	FF
RSCH Oklahoma Wheat	10.203	31,826	- AGRICULTURE, DEPARTMENT OF / NATIONAL INSTITUTE OF FOOD AND AGRICULTURE	U.S. Department of Agriculture	N20HFPXXXXG002	FF
RSCH Control Foliar Disease	10.203	31,388	- AGRICULTURE, DEPARTMENT OF / NATIONAL INSTITUTE OF FOOD AND AGRICULTURE	U.S. Department of Agriculture	N20HFPXXXXG002	FF
RSCH Medicago Truncatula	10.203	31,157	- AGRICULTURE, DEPARTMENT OF / NATIONAL INSTITUTE OF FOOD AND AGRICULTURE	U.S. Department of Agriculture	N19HFPXXXXG028	FF
RSCH Insect Transmission	10.203	31,084	- AGRICULTURE, DEPARTMENT OF / NATIONAL INSTITUTE OF FOOD AND AGRICULTURE	U.S. Department of Agriculture	N20HFPXXXXG002	FF
RSCH Structure of Integral Plant Cell	10.203	30,900	- AGRICULTURE, DEPARTMENT OF / NATIONAL INSTITUTE OF FOOD AND AGRICULTURE	U.S. Department of Agriculture	N19HFPXXXXG028	FF
RSCH Managing Ground Linkages	10.203	30,386	- AGRICULTURE, DEPARTMENT OF / NATIONAL INSTITUTE OF FOOD AND AGRICULTURE	U.S. Department of Agriculture	N20HFPXXXXG002	FF
RSCH Action Bioactive Compounds	10.203	30,018	- AGRICULTURE, DEPARTMENT OF / NATIONAL INSTITUTE OF FOOD AND AGRICULTURE	U.S. Department of Agriculture	N19HFPXXXXG028	FF
RSCH Insect Transmission	10.203	29,603	- AGRICULTURE, DEPARTMENT OF / NATIONAL INSTITUTE OF FOOD AND AGRICULTURE	U.S. Department of Agriculture	N19HFPXXXXG028	FF
RSCH Microbial Forensics	10.203	29,371	- AGRICULTURE, DEPARTMENT OF / NATIONAL INSTITUTE OF FOOD AND AGRICULTURE	U.S. Department of Agriculture	N19HFPXXXXG028	FF
RSCH Wastewater Treatment System	10.203	29,267	- AGRICULTURE, DEPARTMENT OF / NATIONAL INSTITUTE OF FOOD AND AGRICULTURE	U.S. Department of Agriculture	N19HFPXXXXG028	FF
RSCH Effectiveness of Cooperatives	10.203	29,191	- AGRICULTURE, DEPARTMENT OF / NATIONAL INSTITUTE OF FOOD AND AGRICULTURE	U.S. Department of Agriculture	N20HFPXXXXG002	FF
RSCH Foodborne Pathogens	10.203	29,041	- AGRICULTURE, DEPARTMENT OF / NATIONAL INSTITUTE OF FOOD AND AGRICULTURE	U.S. Department of Agriculture	N19HFPXXXXG028	FF
RSCH OK Grazing Systems	10.203	28,821	- AGRICULTURE, DEPARTMENT OF / NATIONAL INSTITUTE OF FOOD AND AGRICULTURE	U.S. Department of Agriculture	N20HFPXXXXG002	FF
RSCH OK Grazing Systems	10.203	28,821	- AGRICULTURE, DEPARTMENT OF / NATIONAL INSTITUTE OF FOOD AND AGRICULTURE	U.S. Department of Agriculture	N19HFPXXXXG028	FF
RSCH U.S. Beef Industry	10.203	28,220	- AGRICULTURE, DEPARTMENT OF / NATIONAL INSTITUTE OF FOOD AND AGRICULTURE	U.S. Department of Agriculture	N19HFPXXXXG028	FF
RSCH S1075 Biobased Industry and Economy	10.203	27,858	- AGRICULTURE, DEPARTMENT OF / NATIONAL INSTITUTE OF FOOD AND AGRICULTURE	U.S. Department of Agriculture	N20HFPXXXXG015	FF
RSCH U.S. Beef Industry	10.203	27,685	- AGRICULTURE, DEPARTMENT OF / NATIONAL INSTITUTE OF FOOD AND AGRICULTURE	U.S. Department of Agriculture	N20HFPXXXXG002	FF
RSCH Crop and Grazing Systems	10.203	27,584	- AGRICULTURE, DEPARTMENT OF / NATIONAL INSTITUTE OF FOOD AND AGRICULTURE	U.S. Department of Agriculture	N20HFPXXXXG002	FF
RSCH Managing Rangelands	10.203	27,576	- AGRICULTURE, DEPARTMENT OF / NATIONAL INSTITUTE OF FOOD AND AGRICULTURE	U.S. Department of Agriculture	N20HFPXXXXG002	FF
RSCH Human-Caused Mortality Sources	10.203	27,465	- AGRICULTURE, DEPARTMENT OF / NATIONAL INSTITUTE OF FOOD AND AGRICULTURE	U.S. Department of Agriculture	N20HFPXXXXG002	FF
RSCH Agricultural Commodities	10.203	27,380	- AGRICULTURE, DEPARTMENT OF / NATIONAL INSTITUTE OF FOOD AND AGRICULTURE	U.S. Department of Agriculture	N19HFPXXXXG028	FF
RSCH Manage Tomorrow's Ag Production	10.203	27,286	- AGRICULTURE, DEPARTMENT OF / NATIONAL INSTITUTE OF FOOD AND AGRICULTURE	U.S. Department of Agriculture	N19HFPXXXXG028	FF
RSCH Genetic Variation in Wheat	10.203	27,284	- AGRICULTURE, DEPARTMENT OF / NATIONAL INSTITUTE OF FOOD AND AGRICULTURE	U.S. Department of Agriculture	N20HFPXXXXG002	FF
RSCH Herbicide Resistant Weeds	10.203	27,084	- AGRICULTURE, DEPARTMENT OF / NATIONAL INSTITUTE OF FOOD AND AGRICULTURE	U.S. Department of Agriculture	N19HFPXXXXG028	FF
RSCH S-065 Multistate Research	10.203	27,078	- AGRICULTURE, DEPARTMENT OF / NATIONAL INSTITUTE OF FOOD AND AGRICULTURE	U.S. Department of Agriculture	N20HFPXXXXG015	FF
RSCH NC1208 Dollar Spot in Turfgrass	10.203	26,667	- AGRICULTURE, DEPARTMENT OF / NATIONAL INSTITUTE OF FOOD AND AGRICULTURE	U.S. Department of Agriculture	N20HFPXXXXG015	FF
RSCH Glycerides Insects	10.203	26,661	- AGRICULTURE, DEPARTMENT OF / NATIONAL INSTITUTE OF FOOD AND AGRICULTURE	U.S. Department of Agriculture	N19HFPXXXXG028	FF
RSCH Herbicide Resistant Weeds	10.203	26,593	- AGRICULTURE, DEPARTMENT OF / NATIONAL INSTITUTE OF FOOD AND AGRICULTURE	U.S. Department of Agriculture	N20HFPXXXXG002	FF

RSCH	Managing Rangelands	10.203	26,090	-	AGRICULTURE, DEPARTMENT OF / NATIONAL INSTITUTE OF FOOD AND AGRICULTURE	U.S. Department of Agriculture	N19HFPXXXXXG028	FF
RSCH	Animal Immunity	10.203	26,013	-	AGRICULTURE, DEPARTMENT OF / NATIONAL INSTITUTE OF FOOD AND AGRICULTURE	U.S. Department of Agriculture	N19HFPXXXXXG028	FF
RSCH	Reduce Shigatoxicgen E-Coli	10.203	25,870	-	AGRICULTURE, DEPARTMENT OF / NATIONAL INSTITUTE OF FOOD AND AGRICULTURE	U.S. Department of Agriculture	N20HFPXXXXXG002	FF
RSCH	2-544170 Oklahoma Wheat	10.203	25,407	-	AGRICULTURE, DEPARTMENT OF / NATIONAL INSTITUTE OF FOOD AND AGRICULTURE	U.S. Department of Agriculture	N20HFPXXXXXG002	FF
RSCH	Grain Insects	10.203	25,139	-	AGRICULTURE, DEPARTMENT OF / NATIONAL INSTITUTE OF FOOD AND AGRICULTURE	U.S. Department of Agriculture	N20HFPXXXXXG002	FF
RSCH	Food Security	10.203	25,041	-	AGRICULTURE, DEPARTMENT OF / NATIONAL INSTITUTE OF FOOD AND AGRICULTURE	U.S. Department of Agriculture	N19HFPXXXXXG028	FF
RSCH	Weaned pig through finish phase	10.203	24,615	-	AGRICULTURE, DEPARTMENT OF / NATIONAL INSTITUTE OF FOOD AND AGRICULTURE	U.S. Department of Agriculture	N19HFPXXXXXG028	FF
RSCH	Weaned pig through finish phase	10.203	24,615	-	AGRICULTURE, DEPARTMENT OF / NATIONAL INSTITUTE OF FOOD AND AGRICULTURE	U.S. Department of Agriculture	N20HFPXXXXXG002	FF
RSCH	Crop and Grazing Systems	10.203	24,136	-	AGRICULTURE, DEPARTMENT OF / NATIONAL INSTITUTE OF FOOD AND AGRICULTURE	U.S. Department of Agriculture	N19HFPXXXXXG028	FF
RSCH	Food and Fiber Products	10.203	24,132	-	AGRICULTURE, DEPARTMENT OF / NATIONAL INSTITUTE OF FOOD AND AGRICULTURE	U.S. Department of Agriculture	N19HFPXXXXXG028	FF
RSCH	Food and Fiber Products	10.203	24,132	-	AGRICULTURE, DEPARTMENT OF / NATIONAL INSTITUTE OF FOOD AND AGRICULTURE	U.S. Department of Agriculture	N20HFPXXXXXG002	FF
RSCH	Soil Health and Sustainability	10.203	24,106	-	AGRICULTURE, DEPARTMENT OF / NATIONAL INSTITUTE OF FOOD AND AGRICULTURE	U.S. Department of Agriculture	N19HFPXXXXXG028	FF
RSCH	Genetic Variation in Wheat	10.203	23,874	-	AGRICULTURE, DEPARTMENT OF / NATIONAL INSTITUTE OF FOOD AND AGRICULTURE	U.S. Department of Agriculture	N19HFPXXXXXG028	FF
RSCH	Microbial Forensics	10.203	23,782	-	AGRICULTURE, DEPARTMENT OF / NATIONAL INSTITUTE OF FOOD AND AGRICULTURE	U.S. Department of Agriculture	N20HFPXXXXXG002	FF
RSCH	Ag Production System	10.203	23,752	-	AGRICULTURE, DEPARTMENT OF / NATIONAL INSTITUTE OF FOOD AND AGRICULTURE	U.S. Department of Agriculture	N20HFPXXXXXG002	FF
RSCH	RNA Interaction in Livestock Genome	10.203	23,752	-	AGRICULTURE, DEPARTMENT OF / NATIONAL INSTITUTE OF FOOD AND AGRICULTURE	U.S. Department of Agriculture	N19HFPXXXXXG028	FF
RSCH	Okla Ag Production	10.203	23,583	-	AGRICULTURE, DEPARTMENT OF / NATIONAL INSTITUTE OF FOOD AND AGRICULTURE	U.S. Department of Agriculture	N20HFPXXXXXG002	FF
RSCH	Human-Caused Mortality Sources	10.203	23,541	-	AGRICULTURE, DEPARTMENT OF / NATIONAL INSTITUTE OF FOOD AND AGRICULTURE	U.S. Department of Agriculture	N19HFPXXXXXG028	FF
RSCH	Oklahoma Wheat	10.203	23,402	-	AGRICULTURE, DEPARTMENT OF / NATIONAL INSTITUTE OF FOOD AND AGRICULTURE	U.S. Department of Agriculture	N19HFPXXXXXG028	FF
RSCH	Salt Tolerance in Rice	10.203	23,159	-	AGRICULTURE, DEPARTMENT OF / NATIONAL INSTITUTE OF FOOD AND AGRICULTURE	U.S. Department of Agriculture	N19HFPXXXXXG028	FF
RSCH	S-1073 Arthropod Pest and Weeds	10.203	23,044	-	AGRICULTURE, DEPARTMENT OF / NATIONAL INSTITUTE OF FOOD AND AGRICULTURE	U.S. Department of Agriculture	N19HFPXXXXXG010	FF
RSCH	Okla Ag Production	10.203	23,033	-	AGRICULTURE, DEPARTMENT OF / NATIONAL INSTITUTE OF FOOD AND AGRICULTURE	U.S. Department of Agriculture	N19HFPXXXXXG028	FF
RSCH	E2F Transcription Factors	10.203	22,909	-	AGRICULTURE, DEPARTMENT OF / NATIONAL INSTITUTE OF FOOD AND AGRICULTURE	U.S. Department of Agriculture	N19HFPXXXXXG028	FF
RSCH	NC2040 Metabolic Relationships	10.203	22,791	-	AGRICULTURE, DEPARTMENT OF / NATIONAL INSTITUTE OF FOOD AND AGRICULTURE	U.S. Department of Agriculture	N20HFPXXXXXG015	FF
RSCH	Wildland Fire Decision Support	10.203	22,751	-	AGRICULTURE, DEPARTMENT OF / NATIONAL INSTITUTE OF FOOD AND AGRICULTURE	U.S. Department of Agriculture	N20HFPXXXXXG002	FF
RSCH	Food Processing	10.203	22,409	-	AGRICULTURE, DEPARTMENT OF / NATIONAL INSTITUTE OF FOOD AND AGRICULTURE	U.S. Department of Agriculture	N20HFPXXXXXG002	FF
RSCH	Equine Reproductive Tract	10.203	22,378	-	AGRICULTURE, DEPARTMENT OF / NATIONAL INSTITUTE OF FOOD AND AGRICULTURE	U.S. Department of Agriculture	N20HFPXXXXXG002	FF
RSCH	Reduce Gaseous Emiss	10.203	22,059	-	AGRICULTURE, DEPARTMENT OF / NATIONAL INSTITUTE OF FOOD AND AGRICULTURE	U.S. Department of Agriculture	N19HFPXXXXXG028	FF
RSCH	Reduce Shigatoxicgen E-Coli	10.203	21,666	-	AGRICULTURE, DEPARTMENT OF / NATIONAL INSTITUTE OF FOOD AND AGRICULTURE	U.S. Department of Agriculture	N19HFPXXXXXG028	FF
RSCH	Termite Management	10.203	21,643	-	AGRICULTURE, DEPARTMENT OF / NATIONAL INSTITUTE OF FOOD AND AGRICULTURE	U.S. Department of Agriculture	N19HFPXXXXXG028	FF
RSCH	Improving Pecan Production	10.203	21,555	-	AGRICULTURE, DEPARTMENT OF / NATIONAL INSTITUTE OF FOOD AND AGRICULTURE	U.S. Department of Agriculture	N19HFPXXXXXG028	FF
RSCH	Cereal Grains Products & Ingredients	10.203	21,412	-	AGRICULTURE, DEPARTMENT OF / NATIONAL INSTITUTE OF FOOD AND AGRICULTURE	U.S. Department of Agriculture	N19HFPXXXXXG028	FF
RSCH	NE1749 Enhancing Rural Opportunity	10.203	21,341	-	AGRICULTURE, DEPARTMENT OF / NATIONAL INSTITUTE OF FOOD AND AGRICULTURE	U.S. Department of Agriculture	N19HFPXXXXXG010	FF
RSCH	Wildland Fire Decision Support	10.203	21,329	-	AGRICULTURE, DEPARTMENT OF / NATIONAL INSTITUTE OF FOOD AND AGRICULTURE	U.S. Department of Agriculture	N19HFPXXXXXG028	FF
RSCH	Sustainable Water Treatment	10.203	21,261	-	AGRICULTURE, DEPARTMENT OF / NATIONAL INSTITUTE OF FOOD AND AGRICULTURE	U.S. Department of Agriculture	N19HFPXXXXXG028	FF
RSCH	Effectiveness of Cooperatives	10.203	20,851	-	AGRICULTURE, DEPARTMENT OF / NATIONAL INSTITUTE OF FOOD AND AGRICULTURE	U.S. Department of Agriculture	N19HFPXXXXXG028	FF
RSCH	Turfgrass Selection	10.203	20,624	-	AGRICULTURE, DEPARTMENT OF / NATIONAL INSTITUTE OF FOOD AND AGRICULTURE	U.S. Department of Agriculture	N19HFPXXXXXG028	FF
RSCH	Equine Reproductive Tract	10.203	20,513	-	AGRICULTURE, DEPARTMENT OF / NATIONAL INSTITUTE OF FOOD AND AGRICULTURE	U.S. Department of Agriculture	N19HFPXXXXXG028	FF
RSCH	Managing Ground Linkages	10.203	20,476	-	AGRICULTURE, DEPARTMENT OF / NATIONAL INSTITUTE OF FOOD AND AGRICULTURE	U.S. Department of Agriculture	N19HFPXXXXXG028	FF
RSCH	Predicting Winter Wheat	10.203	20,288	-	AGRICULTURE, DEPARTMENT OF / NATIONAL INSTITUTE OF FOOD AND AGRICULTURE	U.S. Department of Agriculture	N20HFPXXXXXG002	FF
RSCH	Improving Pecan Production	10.203	19,976	-	AGRICULTURE, DEPARTMENT OF / NATIONAL INSTITUTE OF FOOD AND AGRICULTURE	U.S. Department of Agriculture	N20HFPXXXXXG002	FF
RSCH	Control Foliar Disease	10.203	19,617	-	AGRICULTURE, DEPARTMENT OF / NATIONAL INSTITUTE OF FOOD AND AGRICULTURE	U.S. Department of Agriculture	N19HFPXXXXXG028	FF
RSCH	W3009 Specialty Crops	10.203	19,419	-	AGRICULTURE, DEPARTMENT OF / NATIONAL INSTITUTE OF FOOD AND AGRICULTURE	U.S. Department of Agriculture	N19HFPXXXXXG010	FF
RSCH	Reduce Gaseous Emiss	10.203	19,302	-	AGRICULTURE, DEPARTMENT OF / NATIONAL INSTITUTE OF FOOD AND AGRICULTURE	U.S. Department of Agriculture	N20HFPXXXXXG002	FF
RSCH	Improving Beef Enterprise	10.203	19,203	-	AGRICULTURE, DEPARTMENT OF / NATIONAL INSTITUTE OF FOOD AND AGRICULTURE	U.S. Department of Agriculture	N20HFPXXXXXG002	FF
RSCH	S1075 Biobased Industry and Economy	10.203	19,143	-	AGRICULTURE, DEPARTMENT OF / NATIONAL INSTITUTE OF FOOD AND AGRICULTURE	U.S. Department of Agriculture	N19HFPXXXXXG010	FF
RSCH	W4188 Environmental Physics	10.203	19,113	-	AGRICULTURE, DEPARTMENT OF / NATIONAL INSTITUTE OF FOOD AND AGRICULTURE	U.S. Department of Agriculture	N19HFPXXXXXG010	FF
RSCH	W4190 Water-Scarce World	10.203	18,882	-	AGRICULTURE, DEPARTMENT OF / NATIONAL INSTITUTE OF FOOD AND AGRICULTURE	U.S. Department of Agriculture	N20HFPXXXXXG015	FF
RSCH	Fungi Affecting OK Crops	10.203	18,417	-	AGRICULTURE, DEPARTMENT OF / NATIONAL INSTITUTE OF FOOD AND AGRICULTURE	U.S. Department of Agriculture	N20HFPXXXXXG002	FF
RSCH	S1075 Biobased Industry and Economy	10.203	18,337	-	AGRICULTURE, DEPARTMENT OF / NATIONAL INSTITUTE OF FOOD AND AGRICULTURE	U.S. Department of Agriculture	N19HFPXXXXXG010	FF
RSCH	Marketing Challenges	10.203	17,348	-	AGRICULTURE, DEPARTMENT OF / NATIONAL INSTITUTE OF FOOD AND AGRICULTURE	U.S. Department of Agriculture	N19HFPXXXXXG028	FF
RSCH	Grain Insects	10.203	16,461	-	AGRICULTURE, DEPARTMENT OF / NATIONAL INSTITUTE OF FOOD AND AGRICULTURE	U.S. Department of Agriculture	N19HFPXXXXXG028	FF
RSCH	Analysis of HSBP genes in cotton	10.203	15,703	-	AGRICULTURE, DEPARTMENT OF / NATIONAL INSTITUTE OF FOOD AND AGRICULTURE	U.S. Department of Agriculture	N19HFPXXXXXG028	FF
RSCH	S-09 Plant Genetic Resources	10.203	15,494	-	AGRICULTURE, DEPARTMENT OF / NATIONAL INSTITUTE OF FOOD AND AGRICULTURE	U.S. Department of Agriculture	N19HFPXXXXXG010	FF
RSCH	NC1208 Dollar Spot in Turfgrass	10.203	15,238	-	AGRICULTURE, DEPARTMENT OF / NATIONAL INSTITUTE OF FOOD AND AGRICULTURE	U.S. Department of Agriculture	N19HFPXXXXXG010	FF
RSCH	Food Crop Production	10.203	15,228	-	AGRICULTURE, DEPARTMENT OF / NATIONAL INSTITUTE OF FOOD AND AGRICULTURE	U.S. Department of Agriculture	N20HFPXXXXXG002	FF
RSCH	Mineral Balance Calves	10.203	15,143	-	AGRICULTURE, DEPARTMENT OF / NATIONAL INSTITUTE OF FOOD AND AGRICULTURE	U.S. Department of Agriculture	N20HFPXXXXXG002	FF
RSCH	2-544170 Oklahoma Wheat	10.203	14,977	-	AGRICULTURE, DEPARTMENT OF / NATIONAL INSTITUTE OF FOOD AND AGRICULTURE	U.S. Department of Agriculture	N19HFPXXXXXG028	FF
RSCH	Future Challenges Animal Production	10.203	14,803	-	AGRICULTURE, DEPARTMENT OF / NATIONAL INSTITUTE OF FOOD AND AGRICULTURE	U.S. Department of Agriculture	N20HFPXXXXXG015	FF
RSCH	Beef Color	10.203	14,707	-	AGRICULTURE, DEPARTMENT OF / NATIONAL INSTITUTE OF FOOD AND AGRICULTURE	U.S. Department of Agriculture	N20HFPXXXXXG002	FF
RSCH	Controlled Field Soils	10.203	14,267	-	AGRICULTURE, DEPARTMENT OF / NATIONAL INSTITUTE OF FOOD AND AGRICULTURE	U.S. Department of Agriculture	N20HFPXXXXXG002	FF
RSCH	Impact of Entrepreneurship Edu	10.203	13,774	-	AGRICULTURE, DEPARTMENT OF / NATIONAL INSTITUTE OF FOOD AND AGRICULTURE	U.S. Department of Agriculture	N20HFPXXXXXG002	FF
RSCH	Food Crop Production	10.203	13,671	-	AGRICULTURE, DEPARTMENT OF / NATIONAL INSTITUTE OF FOOD AND AGRICULTURE	U.S. Department of Agriculture	N19HFPXXXXXG028	FF
RSCH	Turfgrass Selection	10.203	13,669	-	AGRICULTURE, DEPARTMENT OF / NATIONAL INSTITUTE OF FOOD AND AGRICULTURE	U.S. Department of Agriculture	N20HFPXXXXXG002	FF
RSCH	S1075 Biobased Industry and Economy	10.203	13,372	-	AGRICULTURE, DEPARTMENT OF / NATIONAL INSTITUTE OF FOOD AND AGRICULTURE	U.S. Department of Agriculture	N19HFPXXXXXG010	FF
RSCH	Ag Production System	10.203	13,269	-	AGRICULTURE, DEPARTMENT OF / NATIONAL INSTITUTE OF FOOD AND AGRICULTURE	U.S. Department of Agriculture	N19HFPXXXXXG028	FF
RSCH	Oklahoma Vegetable Production	10.203	13,123	-	AGRICULTURE, DEPARTMENT OF / NATIONAL INSTITUTE OF FOOD AND AGRICULTURE	U.S. Department of Agriculture	N20HFPXXXXXG002	FF
RSCH	NC2040 Metabolic Relationships	10.203	13,024	-	AGRICULTURE, DEPARTMENT OF / NATIONAL INSTITUTE OF FOOD AND AGRICULTURE	U.S. Department of Agriculture	N19HFPXXXXXG010	FF
RSCH	Pasture Resilience	10.203	12,873	-	AGRICULTURE, DEPARTMENT OF / NATIONAL INSTITUTE OF FOOD AND AGRICULTURE	U.S. Department of Agriculture	N19HFPXXXXXG028	FF
RSCH	Promoting Food Safety	10.203	11,763	-	AGRICULTURE, DEPARTMENT OF / NATIONAL INSTITUTE OF FOOD AND AGRICULTURE	U.S. Department of Agriculture	N19HFPXXXXXG028	FF
RSCH	Promoting Food Safety	10.203	11,763	-	AGRICULTURE, DEPARTMENT OF / NATIONAL INSTITUTE OF FOOD AND AGRICULTURE	U.S. Department of Agriculture	N20HFPXXXXXG002	FF
RSCH	Price Production Risk Mgmt	10.203	11,498	-	AGRICULTURE, DEPARTMENT OF / NATIONAL INSTITUTE OF FOOD AND AGRICULTURE	U.S. Department of Agriculture	N20HFPXXXXXG002	FF
RSCH	Impact of Entrepreneurship Edu	10.203	11,478	-	AGRICULTURE, DEPARTMENT OF / NATIONAL INSTITUTE OF FOOD AND AGRICULTURE	U.S. Department of Agriculture	N19HFPXXXXXG028	FF
RSCH	NC1181 Optimizing Land Use	10.203	11,300	-	AGRICULTURE, DEPARTMENT OF / NATIONAL INSTITUTE OF FOOD AND AGRICULTURE	U.S. Department of Agriculture	N20HFPXXXXXG015	FF
RSCH	Predict Beef and Pork Quality	10.203	11,275	-	AGRICULTURE, DEPARTMENT OF / NATIONAL INSTITUTE OF FOOD AND AGRICULTURE	U.S. Department of Agriculture	N20HFPXXXXXG002	FF
RSCH	W4190 Water-Scarce World	10.203	11,163	-	AGRICULTURE, DEPARTMENT OF / NATIONAL INSTITUTE OF FOOD AND AGRICULTURE	U.S. Department of Agriculture	N19HFPXXXXXG010	FF
RSCH	Pasture Resilience	10.203	11,034	-	AGRICULTURE, DEPARTMENT OF / NATIONAL INSTITUTE OF FOOD AND AGRICULTURE	U.S. Department of Agriculture	N20HFPXXXXXG002	FF
RSCH	Oklahoma Vegetable Production	10.203	10,936	-	AGRICULTURE, DEPARTMENT OF / NATIONAL INSTITUTE OF FOOD AND AGRICULTURE	U.S. Department of Agriculture	N19HFPXXXXXG028	FF
RSCH	Efficiency of Ag Decisions	10.203	10,926	-	AGRICULTURE, DEPARTMENT OF / NATIONAL INSTITUTE OF FOOD AND AGRICULTURE	U.S. Department of Agriculture	N19HFPXXXXXG028	FF
RSCH	Low Protein Diets in Nursery Pigs	10.203	10,864	-	AGRICULTURE, DEPARTMENT OF / NATIONAL INSTITUTE OF FOOD AND AGRICULTURE	U.S. Department of Agriculture	N19HFPXXXXXG028	FF
RSCH	Low Protein Diets in Nursery Pigs	10.203	10,864	-	AGRICULTURE, DEPARTMENT OF / NATIONAL INSTITUTE OF FOOD AND AGRICULTURE	U.S. Department of Agriculture	N20HFPXXXXXG002	FF
RSCH	Using Branding to Engage the Public	10.203	10,774	-	AGRICULTURE, DEPARTMENT OF / NATIONAL INSTITUTE OF FOOD AND AGRICULTURE	U.S. Department of Agriculture	N20HFPXXXXXG002	FF
RSCH	Products from Food Industry Waste	10.203	10,579	-	AGRICULTURE, DEPARTMENT OF / NATIONAL INSTITUTE OF FOOD AND AGRICULTURE	U.S. Department of Agriculture	N19HFPXXXXXG028	FF
RSCH	NE1749 Enhancing Rural Economics	10.203	9,927	-	AGRICULTURE, DEPARTMENT OF / NATIONAL INSTITUTE OF FOOD AND AGRICULTURE	U.S. Department of Agriculture	N20HFPXXXXXG015	FF
RSCH	Improving Beef Enterprise	10.203	9,602	-	AGRICULTURE, DEPARTMENT OF / NATIONAL INSTITUTE OF FOOD AND AGRICULTURE	U.S. Department of Agriculture	N19HFPXXXXXG028	FF

RSCH Multidrug Resistance	10.203	9,332	-	AGRICULTURE, DEPARTMENT OF / NATIONAL INSTITUTE OF FOOD AND AGRICULTURE	U.S. Department of Agriculture	N19HFPXXXXXG028	FF
RSCH Multidrug Resistance	10.203	9,332	-	AGRICULTURE, DEPARTMENT OF / NATIONAL INSTITUTE OF FOOD AND AGRICULTURE	U.S. Department of Agriculture	N20HFPXXXXXG002	FF
RSCH Policy of Farm Risk Management	10.203	9,097	-	AGRICULTURE, DEPARTMENT OF / NATIONAL INSTITUTE OF FOOD AND AGRICULTURE	U.S. Department of Agriculture	N19HFPXXXXXG028	FF
RSCH Using Branding to Engage the Public	10.203	8,978	-	AGRICULTURE, DEPARTMENT OF / NATIONAL INSTITUTE OF FOOD AND AGRICULTURE	U.S. Department of Agriculture	N19HFPXXXXXG028	FF
RSCH Biodiversity in Grasslands	10.203	8,818	-	AGRICULTURE, DEPARTMENT OF / NATIONAL INSTITUTE OF FOOD AND AGRICULTURE	U.S. Department of Agriculture	N20HFPXXXXXG002	FF
RSCH Insects in Range Ecosystems	10.203	8,808	-	AGRICULTURE, DEPARTMENT OF / NATIONAL INSTITUTE OF FOOD AND AGRICULTURE	U.S. Department of Agriculture	N20HFPXXXXXG002	FF
RSCH Antibiotic-Tolerant Bacteria	10.203	8,748	-	AGRICULTURE, DEPARTMENT OF / NATIONAL INSTITUTE OF FOOD AND AGRICULTURE	U.S. Department of Agriculture	N20HFPXXXXXG002	FF
RSCH W4128 Microirrigation	10.203	8,746	-	AGRICULTURE, DEPARTMENT OF / NATIONAL INSTITUTE OF FOOD AND AGRICULTURE	U.S. Department of Agriculture	N20HFPXXXXXG015	FF
RSCH Enhancing Ok Cropping System	10.203	8,734	-	AGRICULTURE, DEPARTMENT OF / NATIONAL INSTITUTE OF FOOD AND AGRICULTURE	U.S. Department of Agriculture	N20HFPXXXXXG002	FF
RSCH Policy of Farm Risk Management	10.203	8,734	-	AGRICULTURE, DEPARTMENT OF / NATIONAL INSTITUTE OF FOOD AND AGRICULTURE	U.S. Department of Agriculture	N20HFPXXXXXG002	FF
RSCH Marketing Challenges	10.203	8,726	-	AGRICULTURE, DEPARTMENT OF / NATIONAL INSTITUTE OF FOOD AND AGRICULTURE	U.S. Department of Agriculture	N20HFPXXXXXG002	FF
RSCH Increasing Cotton Sustainability	10.203	8,668	-	AGRICULTURE, DEPARTMENT OF / NATIONAL INSTITUTE OF FOOD AND AGRICULTURE	U.S. Department of Agriculture	N20HFPXXXXXG002	FF
RSCH Termite Management	10.203	8,657	-	AGRICULTURE, DEPARTMENT OF / NATIONAL INSTITUTE OF FOOD AND AGRICULTURE	U.S. Department of Agriculture	N20HFPXXXXXG002	FF
RSCH Increasing Cotton Sustainability	10.203	8,656	-	AGRICULTURE, DEPARTMENT OF / NATIONAL INSTITUTE OF FOOD AND AGRICULTURE	U.S. Department of Agriculture	N19HFPXXXXXG028	FF
RSCH S1074 Animal Production Systems	10.203	8,619	-	AGRICULTURE, DEPARTMENT OF / NATIONAL INSTITUTE OF FOOD AND AGRICULTURE	U.S. Department of Agriculture	N20HFPXXXXXG015	FF
RSCH Cereal Grains Products & Ingredients	10.203	8,565	-	AGRICULTURE, DEPARTMENT OF / NATIONAL INSTITUTE OF FOOD AND AGRICULTURE	U.S. Department of Agriculture	N20HFPXXXXXG002	FF
RSCH Future Challenges Animal Production	10.203	8,459	-	AGRICULTURE, DEPARTMENT OF / NATIONAL INSTITUTE OF FOOD AND AGRICULTURE	U.S. Department of Agriculture	N19HFPXXXXXG010	FF
RSCH Price Production Risk Mgmt	10.203	8,447	-	AGRICULTURE, DEPARTMENT OF / NATIONAL INSTITUTE OF FOOD AND AGRICULTURE	U.S. Department of Agriculture	N19HFPXXXXXG028	FF
RSCH Effectiveness of Cooperatives	10.203	8,340	-	AGRICULTURE, DEPARTMENT OF / NATIONAL INSTITUTE OF FOOD AND AGRICULTURE	U.S. Department of Agriculture	N20HFPXXXXXG002	FF
RSCH Translational Genomics	10.203	8,338	-	AGRICULTURE, DEPARTMENT OF / NATIONAL INSTITUTE OF FOOD AND AGRICULTURE	U.S. Department of Agriculture	N19HFPXXXXXG028	FF
RSCH S1076 Fly Management	10.203	8,324	-	AGRICULTURE, DEPARTMENT OF / NATIONAL INSTITUTE OF FOOD AND AGRICULTURE	U.S. Department of Agriculture	N20HFPXXXXXG015	FF
RSCH Control Foliar Disease	10.203	7,847	-	AGRICULTURE, DEPARTMENT OF / NATIONAL INSTITUTE OF FOOD AND AGRICULTURE	U.S. Department of Agriculture	N20HFPXXXXXG002	FF
RSCH Antibiotic-Tolerant Bacteria	10.203	7,290	-	AGRICULTURE, DEPARTMENT OF / NATIONAL INSTITUTE OF FOOD AND AGRICULTURE	U.S. Department of Agriculture	N19HFPXXXXXG028	FF
RSCH Beef Color	10.203	7,112	-	AGRICULTURE, DEPARTMENT OF / NATIONAL INSTITUTE OF FOOD AND AGRICULTURE	U.S. Department of Agriculture	N19HFPXXXXXG028	FF
RSCH S-065 Multistate Research	10.203	7,100	-	AGRICULTURE, DEPARTMENT OF / NATIONAL INSTITUTE OF FOOD AND AGRICULTURE	U.S. Department of Agriculture	N19HMFXXXXXG010	FF
RSCH NC213 BioProcess Coproducts	10.203	6,967	-	AGRICULTURE, DEPARTMENT OF / NATIONAL INSTITUTE OF FOOD AND AGRICULTURE	U.S. Department of Agriculture	N19HMFXXXXXG010	FF
RSCH Freshwater Fish Harvest	10.203	6,487	-	AGRICULTURE, DEPARTMENT OF / NATIONAL INSTITUTE OF FOOD AND AGRICULTURE	U.S. Department of Agriculture	N19HFPXXXXXG028	FF
RSCH NC1181 Optimizing Land Use	10.203	6,457	-	AGRICULTURE, DEPARTMENT OF / NATIONAL INSTITUTE OF FOOD AND AGRICULTURE	U.S. Department of Agriculture	N19HMFXXXXXG010	FF
RSCH Food Processing	10.203	6,403	-	AGRICULTURE, DEPARTMENT OF / NATIONAL INSTITUTE OF FOOD AND AGRICULTURE	U.S. Department of Agriculture	N19HFPXXXXXG028	FF
RSCH Freshwater Fish Harvest	10.203	6,307	-	AGRICULTURE, DEPARTMENT OF / NATIONAL INSTITUTE OF FOOD AND AGRICULTURE	U.S. Department of Agriculture	N19HFPXXXXXG028	FF
RSCH Impacts of Thermal Environment	10.203	6,282	-	AGRICULTURE, DEPARTMENT OF / NATIONAL INSTITUTE OF FOOD AND AGRICULTURE	U.S. Department of Agriculture	N20HFPXXXXXG002	FF
RSCH 2-544200 Manage Tomorrow's Ag Prod	10.203	6,241	-	AGRICULTURE, DEPARTMENT OF / NATIONAL INSTITUTE OF FOOD AND AGRICULTURE	U.S. Department of Agriculture	N20HFPXXXXXG002	FF
RSCH Soil Health Testing	10.203	6,142	-	AGRICULTURE, DEPARTMENT OF / NATIONAL INSTITUTE OF FOOD AND AGRICULTURE	U.S. Department of Agriculture	N20HFPXXXXXG002	FF
RSCH Enhancing Ok Cropping System	10.203	5,746	-	AGRICULTURE, DEPARTMENT OF / NATIONAL INSTITUTE OF FOOD AND AGRICULTURE	U.S. Department of Agriculture	N19HFPXXXXXG028	FF
RSCH Biodiversity in Grasslands	10.203	5,669	-	AGRICULTURE, DEPARTMENT OF / NATIONAL INSTITUTE OF FOOD AND AGRICULTURE	U.S. Department of Agriculture	N19HFPXXXXXG028	FF
RSCH Predict Beef and Pork Quality	10.203	5,570	-	AGRICULTURE, DEPARTMENT OF / NATIONAL INSTITUTE OF FOOD AND AGRICULTURE	U.S. Department of Agriculture	N19HFPXXXXXG028	FF
RSCH NE1749 Enhancing Rural Economics	10.203	5,538	-	AGRICULTURE, DEPARTMENT OF / NATIONAL INSTITUTE OF FOOD AND AGRICULTURE	U.S. Department of Agriculture	N19HMFXXXXXG010	FF
RSCH NC1195 Enhancing Nitrogen	10.203	5,421	-	AGRICULTURE, DEPARTMENT OF / NATIONAL INSTITUTE OF FOOD AND AGRICULTURE	U.S. Department of Agriculture	N20HMFXXXXXG015	FF
RSCH Controlled Field Soils	10.203	5,350	-	AGRICULTURE, DEPARTMENT OF / NATIONAL INSTITUTE OF FOOD AND AGRICULTURE	U.S. Department of Agriculture	N19HFPXXXXXG028	FF
RSCH S1076 Fly Management	10.203	4,757	-	AGRICULTURE, DEPARTMENT OF / NATIONAL INSTITUTE OF FOOD AND AGRICULTURE	U.S. Department of Agriculture	N19HMFXXXXXG010	FF
RSCH Turf-Type Plant Culture	10.203	4,560	-	AGRICULTURE, DEPARTMENT OF / NATIONAL INSTITUTE OF FOOD AND AGRICULTURE	U.S. Department of Agriculture	N20HFPXXXXXG002	FF
RSCH Herbicide Resistant Weeds	10.203	4,432	-	AGRICULTURE, DEPARTMENT OF / NATIONAL INSTITUTE OF FOOD AND AGRICULTURE	U.S. Department of Agriculture	N19HFPXXXXXG028	FF
RSCH Chromatin Structure in Wheat	10.203	4,310	-	AGRICULTURE, DEPARTMENT OF / NATIONAL INSTITUTE OF FOOD AND AGRICULTURE	U.S. Department of Agriculture	N20HFPXXXXXG002	FF
RSCH W4170 Improve Soil Health	10.203	4,077	-	AGRICULTURE, DEPARTMENT OF / NATIONAL INSTITUTE OF FOOD AND AGRICULTURE	U.S. Department of Agriculture	N20HMFXXXXXG015	FF
RSCH S1066 Plant-Pathogenic Nematodes	10.203	4,055	-	AGRICULTURE, DEPARTMENT OF / NATIONAL INSTITUTE OF FOOD AND AGRICULTURE	U.S. Department of Agriculture	N19HMFXXXXXG010	FF
RSCH Chromatin Structure in Wheat	10.203	3,932	-	AGRICULTURE, DEPARTMENT OF / NATIONAL INSTITUTE OF FOOD AND AGRICULTURE	U.S. Department of Agriculture	N19HFPXXXXXG028	FF
RSCH Cereal Cropping System	10.203	3,814	-	AGRICULTURE, DEPARTMENT OF / NATIONAL INSTITUTE OF FOOD AND AGRICULTURE	U.S. Department of Agriculture	N20HFPXXXXXG002	FF
RSCH W4190 Water-Scarce World	10.203	3,776	-	AGRICULTURE, DEPARTMENT OF / NATIONAL INSTITUTE OF FOOD AND AGRICULTURE	U.S. Department of Agriculture	N20HMFXXXXXG015	FF
RSCH S1074 Animal Production Systems	10.203	3,694	-	AGRICULTURE, DEPARTMENT OF / NATIONAL INSTITUTE OF FOOD AND AGRICULTURE	U.S. Department of Agriculture	N19HMFXXXXXG010	FF
RSCH Impacts of Thermal Environment	10.203	3,590	-	AGRICULTURE, DEPARTMENT OF / NATIONAL INSTITUTE OF FOOD AND AGRICULTURE	U.S. Department of Agriculture	N19HFPXXXXXG028	FF
RSCH Soil Health Testing	10.203	3,583	-	AGRICULTURE, DEPARTMENT OF / NATIONAL INSTITUTE OF FOOD AND AGRICULTURE	U.S. Department of Agriculture	N19HFPXXXXXG028	FF
RSCH Arthropod-Borne Diseases	10.203	3,474	-	AGRICULTURE, DEPARTMENT OF / NATIONAL INSTITUTE OF FOOD AND AGRICULTURE	U.S. Department of Agriculture	N19HFPXXXXXG028	FF
RSCH Improving Pecan Production	10.203	3,329	-	AGRICULTURE, DEPARTMENT OF / NATIONAL INSTITUTE OF FOOD AND AGRICULTURE	U.S. Department of Agriculture	N19HFPXXXXXG028	FF
RSCH S1075 Science Biobased Industry	10.203	3,212	-	AGRICULTURE, DEPARTMENT OF / NATIONAL INSTITUTE OF FOOD AND AGRICULTURE	U.S. Department of Agriculture	N20HMFXXXXXG015	FF
RSCH NC1195 Enhancing Nitrogen	10.203	3,098	-	AGRICULTURE, DEPARTMENT OF / NATIONAL INSTITUTE OF FOOD AND AGRICULTURE	U.S. Department of Agriculture	N19HMFXXXXXG010	FF
RSCH Arthropod Pest Management	10.203	3,003	-	AGRICULTURE, DEPARTMENT OF / NATIONAL INSTITUTE OF FOOD AND AGRICULTURE	U.S. Department of Agriculture	N20HMFXXXXXG015	FF
RSCH W4128 Microirrigation	10.203	2,883	-	AGRICULTURE, DEPARTMENT OF / NATIONAL INSTITUTE OF FOOD AND AGRICULTURE	U.S. Department of Agriculture	N19HMFXXXXXG010	FF
RSCH S1075 Science Biobased Industry	10.203	2,811	-	AGRICULTURE, DEPARTMENT OF / NATIONAL INSTITUTE OF FOOD AND AGRICULTURE	U.S. Department of Agriculture	N19HMFXXXXXG010	FF
RSCH 2-544240 Analysis of HSBP Genes	10.203	2,317	-	AGRICULTURE, DEPARTMENT OF / NATIONAL INSTITUTE OF FOOD AND AGRICULTURE	U.S. Department of Agriculture	N19HFPXXXXXG028	FF
RSCH Turf-Type Plant Culture	10.203	2,280	-	AGRICULTURE, DEPARTMENT OF / NATIONAL INSTITUTE OF FOOD AND AGRICULTURE	U.S. Department of Agriculture	N19HFPXXXXXG028	FF
RSCH Wheat Production Systems	10.203	2,189	-	AGRICULTURE, DEPARTMENT OF / NATIONAL INSTITUTE OF FOOD AND AGRICULTURE	U.S. Department of Agriculture	N20HFPXXXXXG002	FF
RSCH Arthropod Pest Management	10.203	1,716	-	AGRICULTURE, DEPARTMENT OF / NATIONAL INSTITUTE OF FOOD AND AGRICULTURE	U.S. Department of Agriculture	N19HMFXXXXXG010	FF
RSCH Policy of Farm Risk Management	10.203	1,456	-	AGRICULTURE, DEPARTMENT OF / NATIONAL INSTITUTE OF FOOD AND AGRICULTURE	U.S. Department of Agriculture	N19HFPXXXXXG028	FF
RSCH Increasing Cotton Sustainability	10.203	1,307	-	AGRICULTURE, DEPARTMENT OF / NATIONAL INSTITUTE OF FOOD AND AGRICULTURE	U.S. Department of Agriculture	N19HFPXXXXXG028	FF
RSCH Insects in Range Ecosystems	10.203	1,054	-	AGRICULTURE, DEPARTMENT OF / NATIONAL INSTITUTE OF FOOD AND AGRICULTURE	U.S. Department of Agriculture	N19HFPXXXXXG028	FF
RSCH Hatch-Integrated	10.203	805	-	AGRICULTURE, DEPARTMENT OF / NATIONAL INSTITUTE OF FOOD AND AGRICULTURE	U.S. Department of Agriculture	N19HFPXXXXXG028	FF
RSCH Chromatin Structure in Wheat	10.203	718	-	AGRICULTURE, DEPARTMENT OF / NATIONAL INSTITUTE OF FOOD AND AGRICULTURE	U.S. Department of Agriculture	N19HFPXXXXXG028	FF
RSCH Insects in Range Ecosystems	10.203	178	-	AGRICULTURE, DEPARTMENT OF / NATIONAL INSTITUTE OF FOOD AND AGRICULTURE	U.S. Department of Agriculture	N19HFPXXXXXG028	FF
RSCH Splindle Positioning	10.203	-	-	AGRICULTURE, DEPARTMENT OF / NATIONAL INSTITUTE OF FOOD AND AGRICULTURE	U.S. Department of Agriculture	N19HFPXXXXXG028	FF
RSCH Manage Tomorrow's Ag Production	10.203	(3,795)	-	AGRICULTURE, DEPARTMENT OF / NATIONAL INSTITUTE OF FOOD AND AGRICULTURE	U.S. Department of Agriculture	N19HFPXXXXXG028	FF
RSCH Dietary Compounds	10.207	91,056	-	AGRICULTURE, DEPARTMENT OF / NATIONAL INSTITUTE OF FOOD AND AGRICULTURE	U.S. Department of Agriculture	N20AHDRXXXXG067	FF
RSCH Mineral Balance Beef Calves	10.207	-	-	AGRICULTURE, DEPARTMENT OF / NATIONAL INSTITUTE OF FOOD AND AGRICULTURE	U.S. Department of Agriculture	N19AHDRXXXXG036	FF
RSCH Improving Food Security in the Face of Pandemics/COVID-19: Diversifying Protein via Mechanize	10.212	14,233	-	AGRICULTURE, DEPARTMENT OF / NATIONAL INSTITUTE OF FOOD AND AGRICULTURE	All Things Bugs Llc	20203361032576 PASS THRU EN-20-RS-385	PF
RSCH Natural Immune Boosting Compounds as Alternatives to Antibiotics	10.212	1,167	-	AGRICULTURE, DEPARTMENT OF / NATIONAL INSTITUTE OF FOOD AND AGRICULTURE	AltBiotics Llc	20183361028252 PASS THRU OKLASTATE.001	PF
RSCH Row Cover use for Crop scheduling and insect pest and pollinator management	10.215	2,278	-	AGRICULTURE, DEPARTMENT OF / NATIONAL INSTITUTE OF FOOD AND AGRICULTURE	University of Georgia	20173864026914 PASS THRU SUB00001679	PF
RSCH Sustainable Use of Saline Water by Ruminant Livestock species	10.216	59,885	-	AGRICULTURE, DEPARTMENT OF / NATIONAL INSTITUTE OF FOOD AND AGRICULTURE	Langston University	20193882129148 PASS THRU LU 5-19819	SF
RSCH Elucidating the role of microRNA's in salt tolerance of rice	10.216	21,277	-	AGRICULTURE, DEPARTMENT OF / NATIONAL INSTITUTE OF FOOD AND AGRICULTURE	Langston University	20173882126428 PASS THRU LU519107	SF
RSCH Multidisciplinary, problem-based lessons on antimicrobial resistance integration into veterinary cu	10.217	2,450	-	AGRICULTURE, DEPARTMENT OF / NATIONAL INSTITUTE OF FOOD AND AGRICULTURE	Texas A&M University	2018-7003-27862 PASS THRU M1901228	PF
RSCH IPM for the Ham MITE Using Alternatives to Methyl Bromide	10.303	36,426	-	AGRICULTURE, DEPARTMENT OF / NATIONAL INSTITUTE OF FOOD AND AGRICULTURE	Kansas State University	2018-51102-26339 PASS THRU S19012	PF
RSCH Improving Drought Tolerance and Sustainability of Turfgrasses used in southern landscapes thro	10.309	161,728	-	AGRICULTURE, DEPARTMENT OF / NATIONAL INSTITUTE OF FOOD AND AGRICULTURE	North Carolina State University	2019-51181-30472 PASS THRU 2019-1455-05	PF
RSCH Improving Drought Tolerance and Sustainability of Turfgrasses used in southern landscapes thro	10.309	71,189	-	AGRICULTURE, DEPARTMENT OF / NATIONAL INSTITUTE OF FOOD AND AGRICULTURE	North Carolina State University	2019-51181-30472 PASS THRU 2019-1455-05	PF
RSCH Improving Drought Tolerance and Sustainability of Turfgrasses used in southern landscapes thro	10.309	59,273	-	AGRICULTURE, DEPARTMENT OF / NATIONAL INSTITUTE OF FOOD AND AGRICULTURE	North Carolina State University	2019-51181-30472 PASS THRU 2019-1455-05	PF
RSCH Persistence, Survival, and Recovery of Warm-Season Turfgrasses for Sustainable Urban Landscap	10.309	2,474	-	AGRICULTURE, DEPARTMENT OF / NATIONAL INSTITUTE OF FOOD AND AGRICULTURE	University of Florida	2015-51181-24291 PASS THRU UFDS00011196	PF
RSCH Persistence, Survival, and Recovery of Warm-Season Turfgrass for Sustainable Urban Landscap	10.309	(211)	-	AGRICULTURE, DEPARTMENT OF / NATIONAL INSTITUTE OF FOOD AND AGRICULTURE	University of Florida	2015-51181-24291 PASS THRU UFDS00011196	PF
RSCH Persistence, Survival, and Recovery of Warm-Season Turfgrass for Sustainable Urban Landscap	10.309	(1,678)	-	AGRICULTURE, DEPARTMENT OF / NATIONAL INSTITUTE OF FOOD AND AGRICULTURE	University of Florida	2015-51181-24291 PASS THRU UFDS00011196	PF

RSCH Enhancing Livestock Production from Rangelands in the Great Plains	20.310	145,322	-	AGRICULTURE, DEPARTMENT OF / NATIONAL INSTITUTE OF FOOD AND AGRICULTURE	Texas A&M University	20196801229819 PASS THRU M1903195	PF
RSCH Effects of Climate and Drought on Productivity Along the Forest-grassland Ecotone and its Relati	20.310	113,238	-	AGRICULTURE, DEPARTMENT OF / NATIONAL INSTITUTE OF FOOD AND AGRICULTURE	U.S. Department of Agriculture	20186701427504	FF
RSCH Diagnostic Assay Laboratory Network	20.310	107,551	35,490	AGRICULTURE, DEPARTMENT OF / NATIONAL INSTITUTE OF FOOD AND AGRICULTURE	U.S. Department of Agriculture	20206701430972	FF
RSCH Regulation of latency-reactivation cycle by ORF2 and beta-catenin/Wnt signaling pathway	20.310	91,039	10,581	AGRICULTURE, DEPARTMENT OF / NATIONAL INSTITUTE OF FOOD AND AGRICULTURE	U.S. Department of Agriculture	20176701526674	FF
RSCH Effect of bovine viral diarrhea virus on thymus function and calf immunity	20.310	90,475	-	AGRICULTURE, DEPARTMENT OF / NATIONAL INSTITUTE OF FOOD AND AGRICULTURE	U.S. Department of Agriculture	20206701631458	FF
RSCH Increasing Water Productivity, Nutrient Efficiency and Soil Health in Rainfed Food Systems of Ser	20.310	88,490	-	AGRICULTURE, DEPARTMENT OF / NATIONAL INSTITUTE OF FOOD AND AGRICULTURE	Kansas State University	20196801229888 PASS THRU A20-0118-S002	PF
RSCH Wheat germ supplementation will improve makers of gut health, inflammation, and insulin resistar	20.310	82,764	-	AGRICULTURE, DEPARTMENT OF / NATIONAL INSTITUTE OF FOOD AND AGRICULTURE	U.S. Department of Agriculture	2019-67018-29260	FF
RSCH Developing Mycorrhiza Smart Agriculture: Linking Crop Production and Nutrition with Beneficial Sc	20.310	71,443	-	AGRICULTURE, DEPARTMENT OF / NATIONAL INSTITUTE OF FOOD AND AGRICULTURE	U.S. Department of Agriculture	2019-67012-29527	FF
RSCH Novel non-antibiotic approaches for mitigation of antimicrobial resistance in poultry	20.310	69,385	-	AGRICULTURE, DEPARTMENT OF / NATIONAL INSTITUTE OF FOOD AND AGRICULTURE	Univ Of Tennessee	20186800327462 PASS THRU 9500070678	PF
RSCH Beef Cattle Selection And Management For Adaptation To Drought	20.310	69,355	69,355	AGRICULTURE, DEPARTMENT OF / NATIONAL INSTITUTE OF FOOD AND AGRICULTURE	U.S. Department of Agriculture	20146700421624	FF
RSCH Influence of Prenatal Stress on Immune Function, Behavior, and Welfare of the Progeny	20.310	63,095	-	AGRICULTURE, DEPARTMENT OF / NATIONAL INSTITUTE OF FOOD AND AGRICULTURE	U.S. Department of Agriculture	20206701631468	FF
RSCH Regulation of bovine herpesvirus 1 gene expression by pioneer transcription factors	20.310	61,099	-	AGRICULTURE, DEPARTMENT OF / NATIONAL INSTITUTE OF FOOD AND AGRICULTURE	U.S. Department of Agriculture	20206703431834	FF
RSCH Regulation of bovine herpes virus 1 reactivation from latency by progesterone and corticosteroids.	20.310	59,589	-	AGRICULTURE, DEPARTMENT OF / NATIONAL INSTITUTE OF FOOD AND AGRICULTURE	U.S. Department of Agriculture	2019-67015-29813	FF
RSCH Increasing Water Productivity, Nutrient Efficiency and Soil Health in Rainfed Food Systems of Ser	20.310	56,215	-	AGRICULTURE, DEPARTMENT OF / NATIONAL INSTITUTE OF FOOD AND AGRICULTURE	Kansas State University	20196801229888 PASS THRU A20-0118-S002	PF
RSCH Characterizing the Biochemical Mechanisms Governing Color of Dark Cutting Beef	20.310	51,942	-	AGRICULTURE, DEPARTMENT OF / NATIONAL INSTITUTE OF FOOD AND AGRICULTURE	U.S. Department of Agriculture	20176701826479	FF
RSCH Growth performance, nutrients utilization and gut microbiota of pigs fed with low protein diets supj	20.310	44,660	-	AGRICULTURE, DEPARTMENT OF / NATIONAL INSTITUTE OF FOOD AND AGRICULTURE	U.S. Department of Agriculture	20216701633399	FF
RSCH The Role of Glucose Metabolism in the Regulation of Feed Intake and Nutrient Utilization Efficiency	20.310	43,098	-	AGRICULTURE, DEPARTMENT OF / NATIONAL INSTITUTE OF FOOD AND AGRICULTURE	U.S. Department of Agriculture	20216701633470	FF
RSCH Dietary xanthophylls in preventing inflammation and promoting gut health	20.310	42,982	23,874	AGRICULTURE, DEPARTMENT OF / NATIONAL INSTITUTE OF FOOD AND AGRICULTURE	U.S. Department of Agriculture	20206701730842	FF
RSCH Back to Basics: Expanding Best Management Practice Adoption in Small and Mid-Sized Beef Ent	20.310	41,880	-	AGRICULTURE, DEPARTMENT OF / NATIONAL INSTITUTE OF FOOD AND AGRICULTURE	U.S. Department of Agriculture	20176800626344	FF
RSCH A field deployable Rapid Anaplasma Detection (RAD) kit for screening three Anaplasma species i	20.310	35,787	-	AGRICULTURE, DEPARTMENT OF / NATIONAL INSTITUTE OF FOOD AND AGRICULTURE	U.S. Department of Agriculture	20186701628311	FF
RSCH Watermelon Juice Promotes the Gut Microbiome Homeostasis	20.310	34,877	-	AGRICULTURE, DEPARTMENT OF / NATIONAL INSTITUTE OF FOOD AND AGRICULTURE	U.S. Department of Agriculture	20216701834023	FF
RSCH Validation, characterization and deployment of QTL for grain yield components in wheat	20.310	34,788	-	AGRICULTURE, DEPARTMENT OF / NATIONAL INSTITUTE OF FOOD AND AGRICULTURE	University of California - Davis	2017-67007-25939 PASS THRU 201603566-14/A17-0484-S014	PF
RSCH Functional validation of Hessian fly resistance candidate genes and their applications in wheat br	20.310	29,439	-	AGRICULTURE, DEPARTMENT OF / NATIONAL INSTITUTE OF FOOD AND AGRICULTURE	U.S. Department of Agriculture	2019-67013-29198	FF
RSCH Genome editing for improving wheat yield and yield related traits	20.310	27,320	-	AGRICULTURE, DEPARTMENT OF / NATIONAL INSTITUTE OF FOOD AND AGRICULTURE	Kansas State University	2017-67007-25932 PASS THRU S17131.01	PF
RSCH Rescuegrass Threatens Crop/Livestock Systems in the Southern Great Plains	20.310	26,889	-	AGRICULTURE, DEPARTMENT OF / NATIONAL INSTITUTE OF FOOD AND AGRICULTURE	U.S. Department of Agriculture	20216900834137	FF
RSCH Implications of Landscape, Crop and Insect Diversity for Agroecosystem Functionality	20.310	24,715	-	AGRICULTURE, DEPARTMENT OF / NATIONAL INSTITUTE OF FOOD AND AGRICULTURE	U.S. Department of Agriculture	20176701925919	FF
RSCH Participatory Approaches to Agroecosystem Resilience in Times of Drought (ARID): An Example	20.310	24,646	-	AGRICULTURE, DEPARTMENT OF / NATIONAL INSTITUTE OF FOOD AND AGRICULTURE	New Mexico State University	2018-68002-28109 PASS THRU Q01999	PF
RSCH Consumer and Societal Impacts of More Efficient Animal Protein Production	20.310	23,442	-	AGRICULTURE, DEPARTMENT OF / NATIONAL INSTITUTE OF FOOD AND AGRICULTURE	Mississippi State University	2019-97024-29416 PASS THRU 010500.340919.03	PF
RSCH Ribosome-bound Transcriptomics As A Link Between Gene Expression to Protein Translation	20.310	18,246	-	AGRICULTURE, DEPARTMENT OF / NATIONAL INSTITUTE OF FOOD AND AGRICULTURE	U.S. Department of Agriculture	20216701633417	FF
RSCH Enhancing Livestock Production from Rangelands in the Great Plains	20.310	17,881	-	AGRICULTURE, DEPARTMENT OF / NATIONAL INSTITUTE OF FOOD AND AGRICULTURE	Texas A&M University	20196801229819 PASS THRU M1903195	PF
RSCH Implication of Landscape, Crop and Insect Diversity for Agroecosystem Functionality	20.310	13,534	-	AGRICULTURE, DEPARTMENT OF / NATIONAL INSTITUTE OF FOOD AND AGRICULTURE	U.S. Department of Agriculture	20176701925919	FF
RSCH Improving management systems to increase resistance of loblolly pine plantations to bark beetle i	20.310	9,777	-	AGRICULTURE, DEPARTMENT OF / NATIONAL INSTITUTE OF FOOD AND AGRICULTURE	Washington State University	20216701333716 PASS THRU 139889 SPIC001725	PF
RSCH Characterizing the role of serotonin in abiotic stress responses of rice	20.310	9,196	-	AGRICULTURE, DEPARTMENT OF / NATIONAL INSTITUTE OF FOOD AND AGRICULTURE	U.S. Department of Agriculture	20176701426201	FF
RSCH Use of a Bovine Overgrowth Syndrome to Characterize the Molecular Etiology of BWS	20.310	7,709	-	AGRICULTURE, DEPARTMENT OF / NATIONAL INSTITUTE OF FOOD AND AGRICULTURE	University of Missouri	20186701527598 PASS THRU C000567472	PF
RSCH Conference Workshop: Best Practices for Addressing the Replicability Crisis in Agricultural and A	20.310	7,500	-	AGRICULTURE, DEPARTMENT OF / NATIONAL INSTITUTE OF FOOD AND AGRICULTURE	U.S. Department of Agriculture	20206702130592	FF
RSCH Economics of active land management prescriptions in Cross-Timbers region	20.310	7,286	-	AGRICULTURE, DEPARTMENT OF / NATIONAL INSTITUTE OF FOOD AND AGRICULTURE	U.S. Department of Agriculture	20216702433720	FF
RSCH Epigenetic Regulation of Host Defense Peptide Synthesis	20.310	6,669	-	AGRICULTURE, DEPARTMENT OF / NATIONAL INSTITUTE OF FOOD AND AGRICULTURE	U.S. Department of Agriculture	20206701631619	FF
RSCH Creating an Effective support system for small and medium sized farm operators to succeed in ag	20.310	4,675	-	AGRICULTURE, DEPARTMENT OF / NATIONAL INSTITUTE OF FOOD AND AGRICULTURE	Penn State Univ	20206800631683 PASS THRU S001401-USDA	PF
RSCH Sustainable Water Resources for Irrigated Agriculture in a Desert River Basin Facing Climate Ch	20.310	2,270	-	AGRICULTURE, DEPARTMENT OF / NATIONAL INSTITUTE OF FOOD AND AGRICULTURE	Univ of Texas at El Paso	2015-68007-23130 PASS THRU 228300313G	PF
RSCH Implication of Landscape, Crop and Insect Diversity for Agroecosystem Functionality	20.310	1,551	-	AGRICULTURE, DEPARTMENT OF / NATIONAL INSTITUTE OF FOOD AND AGRICULTURE	U.S. Department of Agriculture	20176701925919	FF
RSCH Improving the growth performance of nursery pigs with low protein diets supplemented with bot	20.310	567	-	AGRICULTURE, DEPARTMENT OF / NATIONAL INSTITUTE OF FOOD AND AGRICULTURE	U.S. Department of Agriculture	20186701627471	FF
RSCH Influence of Preferential Flow on Coupled Colloid, Nitrogen, and Phosphorus Transport Through f	20.310	324	-	AGRICULTURE, DEPARTMENT OF / NATIONAL INSTITUTE OF FOOD AND AGRICULTURE	North Carolina State University	20166701926855 PASS THRU 2017198602	PF
RSCH Development of Advanced Physiological and Molecular Markers for Stress Tolerance in Peanut	20.310	223	-	AGRICULTURE, DEPARTMENT OF / NATIONAL INSTITUTE OF FOOD AND AGRICULTURE	Virginia Tech University	20176701326193 PASS THRU 42256819075	PF
RSCH Advancing the National Bioeconomy through Regional Sun Grant Centers	20.320	20,000	-	AGRICULTURE, DEPARTMENT OF / NATIONAL INSTITUTE OF FOOD AND AGRICULTURE	South Dakota State University	20193850230120 PASS THRU 37C386	PF
RSCH Advancing the National Bioeconomy through Regional Sun Grant Centers	20.320	19,842	-	AGRICULTURE, DEPARTMENT OF / NATIONAL INSTITUTE OF FOOD AND AGRICULTURE	South Dakota State University	20193850230120 PASS THRU 37C386	PF
RSCH Advancing the National Bioeconomy through Regional Sun Grant Centers	20.320	1,564	-	AGRICULTURE, DEPARTMENT OF / NATIONAL INSTITUTE OF FOOD AND AGRICULTURE	South Dakota State University	20143850222598 PASS THRU 37C640	PF
RSCH Advancing The National Bioeconomy Through Regional Sun Grant Centers	20.320	(162)	-	AGRICULTURE, DEPARTMENT OF / NATIONAL INSTITUTE OF FOOD AND AGRICULTURE	South Dakota State University	20143850222598 PASS THRU 37C640	PF
RSCH Using Reduced-Lignin Alfalfa Cultivars to Improve Water Use Efficiency, Forage Yield, and Forag	20.330	131,818	69,399	AGRICULTURE, DEPARTMENT OF / NATIONAL INSTITUTE OF FOOD AND AGRICULTURE	U.S. Department of Agriculture	20197000530290	FF
RSCH Integrated Beef Cattle Program for Veterinarians to Enhance Practice Management and Services	20.336	11,085	-	AGRICULTURE, DEPARTMENT OF / NATIONAL INSTITUTE OF FOOD AND AGRICULTURE	U.S. Department of Agriculture	20197002430313	FF
RSCH Integrated Beef Cattle Program for Veterinarians to Enhance Practice Management and Services	20.336	4,860	-	AGRICULTURE, DEPARTMENT OF / NATIONAL INSTITUTE OF FOOD AND AGRICULTURE	U.S. Department of Agriculture	20197002430313	FF
RSCH Chickasaw Nation WIC/OSU Hot Buttons Evaluation	20.557	79	-	AGRICULTURE, DEPARTMENT OF / FOOD AND NUTRITION SERVICE	Chickasaw Nation Department of Health	151560K716W1003 PASS THRU CHQ1688459	PF
RSCH Pushmataha Wildlife Management Area Forest and wildlife demonstration area	20.684	3,904	-	AGRICULTURE, DEPARTMENT OF / FOREST SERVICE	Oklahoma Department of Agriculture	21DG11083140001 PASS THRU PO 0409018268	SF
RSCH Rural Energy Assessment Center REAC at Oklahoma State University	20.868	76,326	-	AGRICULTURE, DEPARTMENT OF / RURAL BUSINESS COOPERATIVE SERVICE	U.S. Department of Agriculture	USDA REAP 19	FF
RSCH Ecosystem Services, USDA Conservation Programs and Integration with APEX and NRI	20.902	112,139	-	AGRICULTURE, DEPARTMENT OF / NATURAL RESOURCES CONSERVATION SERVICE	U.S. Department of Agriculture	683A7517478	FF
RSCH Document Project Outcomes and, if Necessary, Help Refine the Implementation of Conservation	20.902	31,903	5,742	AGRICULTURE, DEPARTMENT OF / NATURAL RESOURCES CONSERVATION SERVICE	U.S. Department of Agriculture	NR183A7500100C003	FF
RSCH Ecosystem Service and Economic Trade Offs of USDA Conservation Programs	20.902	20,806	-	AGRICULTURE, DEPARTMENT OF / NATURAL RESOURCES CONSERVATION SERVICE	U.S. Department of Agriculture	NR193A750023C013	FF
RSCH Monitoring USDA Easements and Training	20.931	20,874	-	AGRICULTURE, DEPARTMENT OF / NATURAL RESOURCES CONSERVATION SERVICE	U.S. Department of Agriculture	NR207335XXXC0009	FF
RSCH Monitoring Wetlands Reserve Easement Wetlands	20.931	822	-	AGRICULTURE, DEPARTMENT OF / NATURAL RESOURCES CONSERVATION SERVICE	U.S. Department of Agriculture	68733518505	FF
RSCH SCRP19 Nigeria Rice Storage @ Oklahoma	20.961	21,509	19,920	AGRICULTURE, DEPARTMENT OF / FOREIGN AGRICULTURAL SERVICE	U.S. Department of Agriculture	FX19SR-10961R006	FF
TOTAL DEPARTMENT OF AGRICULTURE		10,188,212	422,444				

DEPARTMENT OF COMMERCE							
RSCH Infrasound Observations and Demonstration of Real-Time Tools	11.459	197,090	10,743	COMMERCE, DEPARTMENT OF / NATIONAL OCEANIC AND ATMOSPHERIC ADMINISTRATIO	National Oceanic & Atmospheric Administration	NA190AR4590340	FF
RSCH Identification of the physical mechanism responsible for tornado infrasound	11.459	82,235	59,891	COMMERCE, DEPARTMENT OF / NATIONAL OCEANIC AND ATMOSPHERIC ADMINISTRATIO	National Oceanic & Atmospheric Administration	NA180AR4590307	FF
TOTAL DEPARTMENT OF COMMERCE		279,325	70,634				

DEPARTMENT OF DEFENSE							
RSCH I2WD SUPPORT	12.000	874,678	-	DEPARTMENT OF DEFENSE	CACI Federal Inc	GS00Q140ADUJ40747QFCA19F0050 PASS THRU P000079647	PF
RSCH DARPA CRANE AFC Design & Integration	12.000	164,875	-	DEPARTMENT OF DEFENSE	Georgia Institute of Technology	HR001120C0130 PASS THRU AWD-001331-S6	PF
RSCH Surfactant Protection in Acute Respiratory Distress Syndrome	12.000	139,898	-	DEPARTMENT OF DEFENSE	Ophirex Inc	W61XWH20C00066 PASS THRU OSU12020	PF
RSCH Detection and Recognition of Airborne Chemicals Onboard for a Small Unmanned Aircraft System	12.000	114,112	-	DEPARTMENT OF DEFENSE	Rpx Technologies Inc	FA864920C0313 PASS THRU RFX-OSU-02	PF
RSCH Apollyan	12.000	58,732	-	DEPARTMENT OF DEFENSE	Torch Technologies Inc	W31P4Q18D0016 PASS THRU PO 201317	PF
RSCH Assessment of Prey Consumption and Body Condition of Missouri River Age -0 Scaphirhynchus t	12.000	43,741	-	DEPARTMENT OF DEFENSE	US Army Corps of Engineers	W912HZ1620026	FF
RSCH CerFoil-High Efficiency Ceramic Propellers for UxS	12.000	39,570	-	DEPARTMENT OF DEFENSE	Hydronlix Inc	N68335-20-C-0561 PASS THRU 7063-001	PF
RSCH Complete Biodegradation of Insensitive High Explosive Compounds	12.000	38,274	-	DEPARTMENT OF DEFENSE	University of Arizona	W912HQ19C0013 PASS THRU S24322	FF
RSCH Wide-Range Organic Chemical Passive Sampler for Health Exposure Assessments	12.000	33,371	-	DEPARTMENT OF DEFENSE	Xplosafe	FA8650-20-C-6217 PASS THRU XPLO-RIF-2020	PF
RSCH OLED-based infrared sensor	12.000	33,153	-	DEPARTMENT OF DEFENSE	Ghost Display Technologies Llc	FA864919PA078 PASS THRU 2021-1 OSU	PF
RSCH Integration of Efficient Small Scale Propulsion (ESSP) into USSOCOM MQ-27B and RQ-23 Platfi	12.000	25,605	-	DEPARTMENT OF DEFENSE	Baker Engineering Llc	FA8650-19-C-2922 PASS THRU FA8650-19-C-2922	PF
RSCH Reduction and Preliminary Analysis of Instrumentation Data for Advanced Pavement Design and	12.000	20,169	-	DEPARTMENT OF DEFENSE	US Army Corps of Engineers	W912HZ20P0082	FF
RSCH FLIR IBAC SkyRaider Wind Tunnel Testing	12.000	19,038	-	DEPARTMENT OF DEFENSE	Flir Detection Inc	W15QKN1891004 PASS THRU PO1310103730	PF
RSCH Development of an Unmanned Aircraft Capability for Instrument Landing System Calibration	12.000	18,702	-	DEPARTMENT OF DEFENSE	Jump Aero Inc	FA864921P0018 PASS THRU EN21RS178	PF
RSCH Environmental Flow Requirements for the Osage River	12.000	17,044	-	DEPARTMENT OF DEFENSE	US Army Corps of Engineers	IPA for Andy Dzialowski	FF
RSCH In Situ Characterization of Interfacial Instabilities in All-Solid-State Li-S Batteries	12.000	14,954	-	DEPARTMENT OF DEFENSE	Skydweller Us Inc	FA864921P0751 PASS THRU FA864921P0751-OSU-1	PF
RSCH Micro Computer Integrated Rifle w/ UAS Control Capabilities	12.000	11,760	-	DEPARTMENT OF DEFENSE	Cesary Corp Defense Llc	FA86490P0415 PASS THRU FA864920P0415-OSU	PF

RSCH CPCC Corrosion Arrest Study	12.000	9,680	-	DEPARTMENT OF DEFENSE	Boeing Company	FA810516D0002 PASS THRU PO 2006664	PF
RSCH Torch Dugway Proving Ground	12.000	9,255	-	DEPARTMENT OF DEFENSE	Torch Technologies Inc	W31P4Q18D0016 PASS THRU PO 191555	PF
RSCH OSU Support	12.000	5,847	-	DEPARTMENT OF DEFENSE	Torch Technologies Inc	W31P4Q18D0016 PASS THRU PO 201105	PF
RSCH Development of an Unmanned Aircraft Capability for Instrument Landing System Calibration	12.000	2,289	-	DEPARTMENT OF DEFENSE	Jump Aero Inc	FA864921P0018 PASS THRU EN21RS178	PF
RSCH sUAS Radio Solutions	12.000	1,849	-	DEPARTMENT OF DEFENSE	Torch Technologies Inc	W31P4Q-16-D-0018 PASS THRU 210558	PF
RSCH Deice/Anti-icing for Unmanned Aerial Systems	12.000	1	-	DEPARTMENT OF DEFENSE	Systems Engineering Research Center	HQ003419D0003 DO HQ003419F0363 PASS THRU 2102964-06	PF
RSCH Torch White Sands Missile Range	12.000	-	-	DEPARTMENT OF DEFENSE	Torch Technologies Inc	W31P4Q-18-D-0017 PASS THRU PO 181434	PF
RSCH UAS Subject matter Expert-Counter UAS Support	12.000	-	-	DEPARTMENT OF DEFENSE	Torch Technologies Inc	W31P4Q-18-D-0016 PASS THRU PO 181805	PF
RSCH Demonstration of TFT-less Infrared-driven OLED Projection Display	12.000	(513)	-	DEPARTMENT OF DEFENSE	Ghost Display Technologies Llc	FA864919PA078 PASS THRU NO. 2019-1	PF
RSCH MFIX 2020	12.000	(5,439)	-	DEPARTMENT OF DEFENSE	Torch Technologies Inc	W31P4Q18D0016 PASS THRU PO 191650	PF
RSCH Evaluation & Management of the Natural Resources & Environmental Services at Kirkland AFB NM	12.005	134,812	-	DEPARTMENT OF DEFENSE / DEPT OF THE ARMY	US Army Corps of Engineers	W9126G-19-2-0031	FF
RSCH Natural Resource & Environmental Services, Kirtland AFB, NM	12.005	130,115	-	DEPARTMENT OF DEFENSE / DEPT OF THE ARMY	US Army Corps of Engineers	W9126G1920031	FF
RSCH Evaluation & Management of the Natural Resources & Environmental Services at Kirkland AFB NM	12.005	42,319	-	DEPARTMENT OF DEFENSE / DEPT OF THE ARMY	US Army Corps of Engineers	W9126G-19-2-0031	FF
RSCH Natural Resource & Environmental Services, Kirtland AFB, NM	12.005	27,108	-	DEPARTMENT OF DEFENSE / DEPT OF THE ARMY	US Army Corps of Engineers	W9126G1920031	FF
RSCH Natural Resource & Environmental Services, Kirtland AFB, NM	12.005	26,876	-	DEPARTMENT OF DEFENSE / DEPT OF THE ARMY	US Army Corps of Engineers	W9126G1920031	FF
RSCH Evaluation & Management of the Natural Resources & Environmental Services at Kirkland AFB NM	12.005	25,115	-	DEPARTMENT OF DEFENSE / DEPT OF THE ARMY	US Army Corps of Engineers	W9126G-19-2-0031	FF
RSCH Evaluation & Management of the Natural Resources & Environmental Services at Kirkland AFB NM	12.005	19,374	-	DEPARTMENT OF DEFENSE / DEPT OF THE ARMY	US Army Corps of Engineers	W9126G-19-2-0031	FF
RSCH Natural Resource & Environmental Services, Kirtland AFB, NM	12.005	18,447	-	DEPARTMENT OF DEFENSE / DEPT OF THE ARMY	US Army Corps of Engineers	W9126G1920031	FF
RSCH Evaluation & Management of the Natural Resources & Environmental Services at Kirkland AFB NM	12.005	14,218	-	DEPARTMENT OF DEFENSE / DEPT OF THE ARMY	US Army Corps of Engineers	W9126G-19-2-0031	FF
RSCH Natural Resource & Environmental Services, Kirtland AFB, NM	12.005	14,007	-	DEPARTMENT OF DEFENSE / DEPT OF THE ARMY	US Army Corps of Engineers	W9126G1920031	FF
RSCH Evaluation & Management of the Natural Resources & Environmental Services at Kirkland AFB NM	12.005	13,373	-	DEPARTMENT OF DEFENSE / DEPT OF THE ARMY	US Army Corps of Engineers	W9126G-19-2-0031	FF
RSCH Natural Resource & Environmental Services, Kirtland AFB, NM	12.005	13,228	-	DEPARTMENT OF DEFENSE / DEPT OF THE ARMY	US Army Corps of Engineers	W9126G1920031	FF
RSCH Natural Resource & Environmental Services, Kirtland AFB, NM	12.005	10,826	-	DEPARTMENT OF DEFENSE / DEPT OF THE ARMY	US Army Corps of Engineers	W9126G1920031	FF
RSCH Evaluation & Management of the Natural Resources & Environmental Services at Kirkland AFB NM	12.005	10,220	-	DEPARTMENT OF DEFENSE / DEPT OF THE ARMY	US Army Corps of Engineers	W9126G-19-2-0031/10-2-0010	FF
RSCH Structured Low-Energy High Performance Application-Specific Computer Architectures	12.300	524,279	-	DEPARTMENT OF DEFENSE / DEPT OF THE NAVY	U.S. Air Force Research Lab	FA87501820084	FF
RSCH Insect Group/Swarm Behaviors and their Relation to Individual Feedback Models	12.300	209,675	-	DEPARTMENT OF DEFENSE / DEPT OF THE NAVY	Office of Naval Research	N00014-19-1-2216	FF
RSCH Modeling Worst-case Defender-attacker Problems as Robust Linear Programs with Mixed-integer	12.300	151,229	36,553	DEPARTMENT OF DEFENSE / DEPT OF THE NAVY	Office of Naval Research	N00014-19-1-2329	FF
RSCH Surface Plasmon Polariton Pumped Explosives Sensors	12.300	126,064	-	DEPARTMENT OF DEFENSE / DEPT OF THE NAVY	Office of Naval Research	N000142012433	FF
RSCH An Integrated Framework for Prediction of Fatigue Crack Propagation under Random Sea Loadin	12.300	120,247	-	DEPARTMENT OF DEFENSE / DEPT OF THE NAVY	Office of Naval Research	N000141812443	FF
RSCH Optimization and Exploration of Trusted Low-Power High Performance Computer Architectures	12.300	118,132	-	DEPARTMENT OF DEFENSE / DEPT OF THE NAVY	U.S. Air Force Research Lab	FA87501710261	FF
RSCH Acquisition of a Full Field Non-contact 3D DIC System for Characterizing Crack Propagation Undr	12.300	80,539	-	DEPARTMENT OF DEFENSE / DEPT OF THE NAVY	Office of Naval Research	N000142012860	FF
RSCH Pistol Pete's Propulsion Posse	12.300	24,561	-	DEPARTMENT OF DEFENSE / DEPT OF THE NAVY	Wichita State University	W911W61730002 PASS THRU FIRE POINT C3 CHALLENGE	PF
RSCH Exploration and Design of Low-Power High Performance Secure Computer Architectures	12.300	20,647	-	DEPARTMENT OF DEFENSE / DEPT OF THE NAVY	U.S. Air Force Research Lab	FA87502120001	FF
RSCH MGMT. Species, Loggerhead Shrike, Gray Vireo, Pinyon Jan, and Migratory Song birds for Natur	12.300	(435)	-	DEPARTMENT OF DEFENSE / DEPT OF THE NAVY	US Army Corps of Engineers	W9126G1520044	FF
RSCH Structural Supercapacitors for Onboard Energy Storage and Delivery in Manned or Unmanned St	12.431	188,862	56,272	DEPARTMENT OF DEFENSE / DEPT OF THE ARMY	U.S. Air Force Research Lab	FA95502010156	FF
RSCH Molecular Driving forces of Peptide-Based Biometrics	12.431	56,565	-	DEPARTMENT OF DEFENSE / DEPT OF THE ARMY	Colorado State University	W911NF1710383 PASS THRU G-92111-01	PF
RSCH Online policy Synthesis for UAVs: A Model Aware Reinforcement Learning Approach	12.630	42,959	-	DEPARTMENT OF DEFENSE / Office of the Secretary of Defense	U.S. Air Force Research Lab	FA8651-19-2-0009	FF
RSCH Pulsed-Laser-Based Radiation effects Characterization System for Millimeter-Wave/ Terahertz ma	12.800	116,569	-	DEPARTMENT OF DEFENSE / DEPT OF THE AIR FORCE	U.S. Air Force Research Lab	FA95502010234	FF
RSCH Operator theoretic methods for data-driven control synthesis	12.800	61,290	14,841	DEPARTMENT OF DEFENSE / DEPT OF THE AIR FORCE	U.S. Air Force Research Lab	FA95502010127	FF
RSCH Choosing a Direction: Neural Models of Decision Making	12.800	57,310	-	DEPARTMENT OF DEFENSE / DEPT OF THE AIR FORCE	University of Tulsa	FA9550-18-1-0308 PASS THRU 14-2-1203528-94802	PF
RSCH (YIP) Robust Adaptive Autonomy in Contested Environments	12.800	32,892	32,470	DEPARTMENT OF DEFENSE / DEPT OF THE AIR FORCE	U.S. Air Force Research Lab	FA95501510146	FF
RSCH Fluor Mop for Selective Cleanup of PFOA and PFOS from Groundwater	12.800	27,149	-	DEPARTMENT OF DEFENSE / DEPT OF THE AIR FORCE	Weaver Labs	FA864920P0423 PASS THRU FA864920P0423-OSU	PF
RSCH Equidistribution and Arithmetic Dynamics	12.901	370	-	DEPARTMENT OF DEFENSE / NATIONAL SECURITY AGENCY (NSA)	National Security Agency	H982302110008	FF
RSCH Phase III: Team Maize Hopper	12.910	106,736	-	DEPARTMENT OF DEFENSE / Advanced Research Projects Agency	Ohio State University	HR0011-17-2-0054 PASS THRU 60075278	PF
TOTAL DEPARTMENT OF DEFENSE		4,256,323	140,136				

DEPARTMENT OF HOUSING AND URBAN DEVELOPMENT

RSCH Resilient Analysis and Design of Slab-on-Ground Foundations on Expansive Soils	14.506	8,460	-	HOUSING AND URBAN DEVELOPMENT, DEPARTMENT OF / ASSISTANT SECRETARY FOR P	U.S. Department of Housing and Urban Development	H-21692CA	FF
TOTAL DEPARTMENT OF HOUSING AND URBAN DEVELOPMENT		8,460	-				

DEPARTMENT OF INTERIOR

RSCH Blue River Watershed-Based Plan	15.022	7,504	-	INTERIOR, DEPARTMENT OF THE / BUREAU OF INDIAN AFFAIRS AND BUREAU OF INDIAN E	Chickasaw Nation	A19AV00037 PASS THRU BLUE RIVER WATERSHED-BASED PLA	PF
RSCH Solar Thermal Distillation Technology Development for Desalination and Produced Water Treatm	15.506	73,102	-	INTERIOR, DEPARTMENT OF THE / BUREAU OF RECLAMATION	Us Department of the Interior	R19AC00112	FF
RSCH Applying Unmanned Systems for Water Quality Monitoring	15.560	70,751	-	INTERIOR, DEPARTMENT OF THE / BUREAU OF RECLAMATION	Us Department of the Interior	R19AP00287	FF
RSCH Applying Unmanned Systems for Water Quality Monitoring	15.560	23,966	-	INTERIOR, DEPARTMENT OF THE / BUREAU OF RECLAMATION	Us Department of the Interior	R19AP00287	FF
RSCH Improving seasonal streamflow forecasts for irrigation districts by incorporating soil moisture info	15.560	-	-	INTERIOR, DEPARTMENT OF THE / BUREAU OF RECLAMATION	Bureau of Reclamation	R19AP00286	FF
RSCH Effects of Red Imported Fire Ant Control Efforts on Immature Monarch Survival	15.630	3,504	-	INTERIOR, DEPARTMENT OF THE / U.S. FISH AND WILDLIFE SERVICE	Coastal Bend Bays & Estuaries Programs Inc	F16AC00617 PASS THRU 1728OSU	PF
RSCH Movement and Flow-recruitment Relationships of Prairie Chub: An Endemic Great Plains Cyprinid	15.634	53,425	16,918	INTERIOR, DEPARTMENT OF THE / U.S. FISH AND WILDLIFE SERVICE	Oklahoma Department of Wildlife Conservation	F18AF00575 (T-104-R-1) PASS THRU PO3209007312	SF
RSCH Distribution, Affiliation, and Abundance of the Ringed Salamander in Oklahoma	15.634	39,687	-	INTERIOR, DEPARTMENT OF THE / U.S. FISH AND WILDLIFE SERVICE	Oklahoma Department of Wildlife Conservation	F18AF00380 (T-103-R-1) PASS THRU PO 3209007243	SF
RSCH Assessment of Distribution and Population Status of the American Burying Beetle (Nicroporus am	15.634	36,570	-	INTERIOR, DEPARTMENT OF THE / U.S. FISH AND WILDLIFE SERVICE	South Dakota Department Of Game Fish & Par	F17AF00510 PASS THRU SD U-5-R-1	SF
RSCH Status of the Regal Frillfly (Speyeria idalia) in Oklahoma	15.634	23,007	-	INTERIOR, DEPARTMENT OF THE / U.S. FISH AND WILDLIFE SERVICE	Oklahoma Department of Wildlife Conservation	F18AF0093 (T-110-R-1) PASS THRU PO 3209007420	SF
RSCH Movement and Flow-recruitment Relationships of Prairie Chub: An Endemic Great Plains Cyprinid	15.634	14,960	2,768	INTERIOR, DEPARTMENT OF THE / U.S. FISH AND WILDLIFE SERVICE	Oklahoma Department of Wildlife Conservation	F18AF00575 (T-104-R-1) PASS THRU PO3209007312	SF
RSCH Status of the Regal Frillfly (Speyeria idalia) in Oklahoma	15.634	11,091	-	INTERIOR, DEPARTMENT OF THE / U.S. FISH AND WILDLIFE SERVICE	Oklahoma Department of Wildlife Conservation	F18AF00933 PASS THRU PO3209007420	SF
RSCH Assessing the Distribution and Habitat Need sof the Least Darterand Sympatric Species of the Oz	15.634	9,314	-	INTERIOR, DEPARTMENT OF THE / U.S. FISH AND WILDLIFE SERVICE	Oklahoma Department of Wildlife Conservation	F17AF01254 (T-99-R-1) PASS THRU PO3209006991	SF
RSCH Southern Plains Region Pollinator Conservation Implementation Program: Texas and Oklahoma	15.634	1,755	-	INTERIOR, DEPARTMENT OF THE / U.S. FISH AND WILDLIFE SERVICE	Texas Parks and Wildlife Dept	F16AP01033 PASS THRU 4922118	PF
RSCH Distribution, Affiliation, and Abundance of the Ringed Salamander in Oklahoma	15.634	798	-	INTERIOR, DEPARTMENT OF THE / U.S. FISH AND WILDLIFE SERVICE	Oklahoma Department of Wildlife Conservation	F18AF-380 (T-103-R-1) PASS THRU PO3209007243	SF
RSCH Assessing the Distribution and Habitat Needs of the Least Darterand Sympatric Species of the Oz	15.634	258	-	INTERIOR, DEPARTMENT OF THE / U.S. FISH AND WILDLIFE SERVICE	Oklahoma Department of Wildlife Conservation	F17AF01254 (T-99-R-1) PASS THRU PO 3209006991	SF
RSCH Monarch-Pollinator Monitoring, Tracking and Evaluation of Grassland Habitat and Management P	15.669	11,140	-	INTERIOR, DEPARTMENT OF THE / U.S. FISH AND WILDLIFE SERVICE	Wildlife Management Institute LLC	F14AC00887 PASS THRU GCPCLCC20171	PF
RSCH Characterization of Space Use of Birds utilizing Newly-Restored Riparian Buffer Habitat	15.678	-	-	INTERIOR, DEPARTMENT OF THE / U.S. FISH AND WILDLIFE SERVICE	U.S. Fish & Wildlife Services	F17AC01226	FF
RSCH Oklahoma Water Resource Research Institute Program Year 4	15.805	27,220	-	INTERIOR, DEPARTMENT OF THE / U.S. Geological Survey	U.S. Geological Survey	G16AP00077-0007	FF
RSCH Oklahoma Water Resources Institute Program Year 5	15.805	18,505	-	INTERIOR, DEPARTMENT OF THE / U.S. Geological Survey	U.S. Geological Survey	G16AP00077-0008	FF
RSCH Oklahoma Water Resource Research Institute Program Year 4	15.805	12,836	6,398	INTERIOR, DEPARTMENT OF THE / U.S. Geological Survey	U.S. Geological Survey	G16AP00077-0007	FF
RSCH Oklahoma Water Resources Institute Program Year 5	15.805	11,785	-	INTERIOR, DEPARTMENT OF THE / U.S. Geological Survey	U.S. Geological Survey	G16AP00077-0008	FF
RSCH Oklahoma Water Resource Research Institute Program Year 4	15.805	4,220	-	INTERIOR, DEPARTMENT OF THE / U.S. Geological Survey	U.S. Geological Survey	G16AP00077-0007	FF
RSCH Oklahoma Water Resources Institute Program Year 5	15.805	3,852	-	INTERIOR, DEPARTMENT OF THE / U.S. Geological Survey	U.S. Geological Survey	G16AP00077-0008	FF
RSCH Oklahoma Water Resources Institute Program Year 5	15.805	1,531	-	INTERIOR, DEPARTMENT OF THE / U.S. Geological Survey	U.S. Geological Survey	G16AP00077-0008	FF
RSCH Oklahoma Water Resource Research Institute Program Year 4	15.805	1,442	-	INTERIOR, DEPARTMENT OF THE / U.S. Geological Survey	U.S. Geological Survey	G16AP00077-0007	FF
RSCH Oklahoma Water Resource Research Institute Program Year 4	15.805	1,193	-	INTERIOR, DEPARTMENT OF THE / U.S. Geological Survey	U.S. Geological Survey	G16AP00077-0008	FF
RSCH Oklahoma Water Resources Research Institute Program FY 2016	15.805	-	-	INTERIOR, DEPARTMENT OF THE / U.S. Geological Survey	U.S. Geological Survey	G16AP00077	FF
RSCH Goodwell Precipitation Collection Station FY20	15.808	479	-	INTERIOR, DEPARTMENT OF THE / U.S. Geological Survey	U.S. Geological Survey	GOODWELL PRECIPITATION COLLECT	FF
RSCH The Efficacy and Safety of Silicone O-Ring Intrauterine Devices as a Horse Contraceptive throug	15.808	411	-	INTERIOR, DEPARTMENT OF THE / U.S. Geological Survey	U.S. Geological Survey	G16AC00050	FF
RSCH Assessing Distribution of Yaqui Cattfish in the Rio Yaqui Drainage, US-Mexico	15.812	57,071	-	INTERIOR, DEPARTMENT OF THE / U.S. Geological Survey	U.S. Geological Survey	G18AC00059	FF
RSCH Evaluating Changes in Fish Assemblages of the Red River via flow alteration	15.812	18,261	-	INTERIOR, DEPARTMENT OF THE / U.S. Geological Survey	U.S. Geological Survey	G16AC00394	FF
RSCH Determining Instream Flows Needed to Support the Federally-threatened Arkansas River Shiner I	15.812	14,179	-	INTERIOR, DEPARTMENT OF THE / U.S. Geological Survey	U.S. Geological Survey	G17AC00375	FF
RSCH Evaluation of Sustainable Water Availability in Drought Prone Watersheds in Southeaster OK	15.812	36	-	INTERIOR, DEPARTMENT OF THE / U.S. Geological Survey	U.S. Geological Survey	G18AC00050	FF

RSCH StateView Program Development and Operations for the State of Oklahoma	15,815	9,386	-	INTERIOR, DEPARTMENT OF THE / U.S. Geological Survey	America View	G18AP00077 PASS THRU AV180K02	PF
RSCH StateView Program Development and Operations for the State of Oklahoma	15,815	7,626	-	INTERIOR, DEPARTMENT OF THE / U.S. Geological Survey	America View	G18AP00077 PASS THRU AV18-OK-2	PF
RSCH New Paradigms for Environmental Flow Allocation in the Middle Rio Grande Basin under a Chang	15,820	180,865	56,013	INTERIOR, DEPARTMENT OF THE / U.S. Geological Survey	University of Oklahoma	G20AC00067 PASS THRU JY 2020-62	SF
RSCH Wildfire probability mapping based on regional soil moisture models	15,820	156,474	134,008	INTERIOR, DEPARTMENT OF THE / U.S. Geological Survey	University of Oklahoma	G18AC00276 PASS THRU 2019-23	SF
RSCH Hosting the Department of the Interior's South Central Climate Adaptation Science Center	15,820	94,323	-	INTERIOR, DEPARTMENT OF THE / U.S. Geological Survey	University of Oklahoma	G19AC00086 PASS THRU 2020-15	SF
RSCH Future of Fire in the South-Central U.S.: Towards a National Synthesis of Wildland Fire Under a C	15,820	2,662	-	INTERIOR, DEPARTMENT OF THE / U.S. Geological Survey	University of Oklahoma	G21AC10198 PASS THRU 2021-48	SF
RSCH Terrestrial Connectivity Across the Sustainability of Wildlife	15,820	-	-	INTERIOR, DEPARTMENT OF THE / U.S. Geological Survey	University of Oklahoma	GA12AC20512 PASS THRU 201446	SF
RSCH OLI Database FY2020	15,904	59,254	-	INTERIOR, DEPARTMENT OF THE / NATIONAL PARK SERVICE	Oklahoma Historical Society	P18AF00017 PASS THRU 19-804	SF
RSCH OLI DATABASE FY2021	15,904	45,775	-	INTERIOR, DEPARTMENT OF THE / NATIONAL PARK SERVICE	Oklahoma Historical Society	P20AF00041 PASS THRU 20-804	SF
RSCH OLI Database FY2021	15,904	23,227	-	INTERIOR, DEPARTMENT OF THE / NATIONAL PARK SERVICE	Oklahoma Historical Society	P18AF00017 PASS THRU FY21 OLI Database 20-805	SF
TOTAL DEPARTMENT OF INTERIOR		1,133,445	216,105				

DEPARTMENT OF JUSTICE							
RSCH Iron Mustang Project	16,000	83,535	-	DEPARTMENT OF JUSTICE	Bureau Of Alcohol Tobacco Firearms And Expt	DJA-16-AHQV-U-0844	FF
RSCH Oklahoma Methamphetamine Data Initiative	16,560	185,839	-	JUSTICE, DEPARTMENT OF / OFFICE OF JUSTICE PROGRAMS	U.S. Department of Justice	2020R2CX0014	FF
RSCH Application of Raman and Infrared Microscopy for the Forensic Examination of Automotive Clear	16,560	114,606	43,734	JUSTICE, DEPARTMENT OF / OFFICE OF JUSTICE PROGRAMS	U.S. Department of Justice	2017-UJ-CX0022	FF
RSCH Exploration of RNA Degradation in Dried Body Fluid Stains as a Means of Estimating the Age of t	16,560	111,892	-	JUSTICE, DEPARTMENT OF / OFFICE OF JUSTICE PROGRAMS	National Institute of Justice	2018-DU-BX-0206	FF
RSCH Application of Raman and Infrared Microscopy for the Forensic Examination of Automotive Clear	16,560	34	-	JUSTICE, DEPARTMENT OF / OFFICE OF JUSTICE PROGRAMS	U.S. Department of Justice	2017-UJ-CX0022	FF
TOTAL DEPARTMENT OF JUSTICE		495,906	43,734				

DEPARTMENT OF TRANSPORTATION							
RSCH Certification, Validation and Safe Integration of Turboprop Aircraft Distributed Power and Propu	20,000	205,561	-	DEPARTMENT OF TRANSPORTATION	Federal Aviation Administration	692M15-20-C-00012	FF
RSCH Performance Engineered Concrete Paving Mixtures - TPF 5(368)	20,000	41,818	-	DEPARTMENT OF TRANSPORTATION	Snyder & Associates, Inc	4748029A PASS THRU TPF 5(368)	PF
RSCH TO #1: Track Structure Modeling Support	20,000	4,962	-	DEPARTMENT OF TRANSPORTATION	Enso Inc	693JJ618D000005 PASS THRU G27421-4000, Task Order #01	PF
RSCH Investigation of Slag-Cement Effects on High Sulfate Soils in Oklahoma	20,000	3,344	-	DEPARTMENT OF TRANSPORTATION	Oklahoma Department of Transportation	SPRY-0010(07)IRS JP01946(70) PASS THRU 2400-18-05	SF
RSCH Improving Specifications To Resist Frost Damage In Modern Concrete Mixtures	20,000	(11)	-	DEPARTMENT OF TRANSPORTATION	Oklahoma Department of Transportation	JP908204 PASS THRU TPFPTF5297	SF
RSCH Surface Characteristics With 3d Data And Improved Airport Poi Survey Solutions	20,106	1,920	-	TRANSPORTATION, DEPARTMENT OF / FEDERAL AVIATION ADMINISTRATION	Federal Aviation Administration	13G013	FF
RSCH FAA COE Zone 3 ILS Measurements	20,109	77,390	-	TRANSPORTATION, DEPARTMENT OF / FEDERAL AVIATION ADMINISTRATION	Federal Aviation Administration	16CTH7PKOSU	FF
RSCH FAA COE Zone 3 ILS Measurements	20,109	18,580	-	TRANSPORTATION, DEPARTMENT OF / FEDERAL AVIATION ADMINISTRATION	Federal Aviation Administration	16CTH7PKOSU	FF
RSCH UAS Combat Flight Inspection Project Plan	20,109	12,476	-	TRANSPORTATION, DEPARTMENT OF / FEDERAL AVIATION ADMINISTRATION	Federal Aviation Administration	TTHP16-OKSU-AN010-006	FF
RSCH Performance Based Classification Methods for Reclaimed Fly Ash	20,200	261,027	118,640	TRANSPORTATION, DEPARTMENT OF / FEDERAL HIGHWAY ADMINISTRATION	Federal Highway Administration	693JJ31950018	FF
RSCH Sub-mm 3D Laser Imaging for Bridge Deck Surveys	20,200	126,145	-	TRANSPORTATION, DEPARTMENT OF / FEDERAL HIGHWAY ADMINISTRATION	Oklahoma Department of Transportation	JP01946(72) PASS THRU 2400-19-08	SF
RSCH Integrating Construction Practices and Weather into Freeze Thaw Specification	20,200	80,992	19,596	TRANSPORTATION, DEPARTMENT OF / FEDERAL HIGHWAY ADMINISTRATION	Oklahoma Department of Transportation	JP 3274704 PASS THRU TPF-5(448)	SF
RSCH Utilizing Pavement Friction and Texture Data for the Reduction of Traffic Crashes and Delays	20,200	63,855	-	TRANSPORTATION, DEPARTMENT OF / FEDERAL HIGHWAY ADMINISTRATION	Oklahoma Department of Transportation	SPRY0010(08)IRS JP01946(76) PASS THRU SPR ITEM 2309	SF
RSCH Work Order 5: Accelerated Construction Techniques	20,200	59,991	-	TRANSPORTATION, DEPARTMENT OF / FEDERAL HIGHWAY ADMINISTRATION	Iowa State University	693JJ31950004 PASS THRU 019859W05D	PF
RSCH Verification and Correlation of 0.1 mm 3D Safety Sensor with Traditional Texture and Friction Dev	20,200	59,193	-	TRANSPORTATION, DEPARTMENT OF / FEDERAL HIGHWAY ADMINISTRATION	Oklahoma Department of Transportation	SPRY0010(08)IRS JP01946(76) PASS THRU 2400-20-06	SF
RSCH Ground Tire Rubber (GTR), (dry process) Experiment Pavement Surface Evaluation	20,200	52,572	-	TRANSPORTATION, DEPARTMENT OF / FEDERAL HIGHWAY ADMINISTRATION	Oklahoma Department of Transportation	SPRY0010(73)IRS JP01946(72) PASS THRU 2400-19-04	SF
RSCH Load Testing and Long-Term Monitoring of SH 4 Bridge in Canadian Co.	20,200	49,985	-	TRANSPORTATION, DEPARTMENT OF / FEDERAL HIGHWAY ADMINISTRATION	Oklahoma Department of Transportation	SPRY-0010(084)IRS JP01946(78) PASS THRU 2400-21-02	SF
RSCH Evaluation of the Effectiveness of Surface Applied Corrosion Inhibitors for Treatment of Reinforce	20,200	48,131	-	TRANSPORTATION, DEPARTMENT OF / FEDERAL HIGHWAY ADMINISTRATION	Oklahoma Department of Transportation	SPRY0010(082)IRS JP01946(76) PASS THRU 2400-20-05	SF
RSCH Shrinkage Induced Deformations in Steel Bridges Made Composite with Concrete Deck Slabs, Pt	20,200	45,711	-	TRANSPORTATION, DEPARTMENT OF / FEDERAL HIGHWAY ADMINISTRATION	Oklahoma Department of Transportation	SPRY-0010(082)IRS JP 01946(78) PASS THRU SPR ITEM 2260	SF
RSCH ODOT Task Order Contract - Administrative Support	20,200	41,835	-	TRANSPORTATION, DEPARTMENT OF / FEDERAL HIGHWAY ADMINISTRATION	Oklahoma Department of Transportation	SPRY-0010(82)IRS JP 01946(72) PASS THRU 2400-20-01	SF
RSCH Screening Tools for Considering Grade Separation of Rail-Highway Crossings in Oklahoma	20,200	39,944	-	TRANSPORTATION, DEPARTMENT OF / FEDERAL HIGHWAY ADMINISTRATION	Oklahoma Department of Transportation	SPRY-0010(73)IRS JP01946(72) PASS THRU 2400-19-06	SF
RSCH ODOT Task Order Contract - Administrative Support	20,200	35,906	-	TRANSPORTATION, DEPARTMENT OF / FEDERAL HIGHWAY ADMINISTRATION	Oklahoma Department of Transportation	SPRY0010(73)IRS JP01946(72) PASS THRU 2400-19-01	SF
RSCH Evaluating the Expected Life and Recoating of Silane Water Repellent Treatments on Bridge Decks	20,200	34,357	-	TRANSPORTATION, DEPARTMENT OF / FEDERAL HIGHWAY ADMINISTRATION	Oklahoma Department of Transportation	SPRY-0010(084)IRS JP 01946(78) PASS THRU SP&R Item 2287	SF
RSCH Performance Based Classification Methods for Reclaimed Fly Ash	20,200	33,599	-	TRANSPORTATION, DEPARTMENT OF / FEDERAL HIGHWAY ADMINISTRATION	Federal Highway Administration	693JJ31950018	FF
RSCH Variation of Shear Wave Velocity due to Moisture Changes	20,200	31,963	-	TRANSPORTATION, DEPARTMENT OF / FEDERAL HIGHWAY ADMINISTRATION	Oklahoma Department of Transportation	SPRY-0010(082)IRS JP 01946(78) PASS THRU 2400-20-08	SF
RSCH Roadside Vegetation Management Research	20,200	31,766	-	TRANSPORTATION, DEPARTMENT OF / FEDERAL HIGHWAY ADMINISTRATION	Oklahoma Department of Transportation	SPRY0010(082)IRS JP01946(76) PASS THRU SPR ITEM 2157	SF
RSCH Use of a Novel Controlled Release Surface Curing Agent for Bridge Decks - Phase 2	20,200	31,314	-	TRANSPORTATION, DEPARTMENT OF / FEDERAL HIGHWAY ADMINISTRATION	Oklahoma Department of Transportation	SPRY-0010(084)IRS JP01946(78) PASS THRU SPR ITEM 2268	SF
RSCH Evaluation of AASHTO T 324	20,200	31,310	-	TRANSPORTATION, DEPARTMENT OF / FEDERAL HIGHWAY ADMINISTRATION	Oklahoma Department of Transportation	SPRY-0010(82)IRS JP 01946(78) PASS THRU 2400-20-03	SF
RSCH Development of construction Specifications for Cold In-Place (CIR) and cold Central Plant Recycl	20,200	30,206	-	TRANSPORTATION, DEPARTMENT OF / FEDERAL HIGHWAY ADMINISTRATION	Oklahoma Department of Transportation	SPRY-0010(082)IRS JP01946(76) PASS THRU 2400-20-02	SF
RSCH YR 5-Load Test monitoring of I-235 Bridge Repairs	20,200	29,423	-	TRANSPORTATION, DEPARTMENT OF / FEDERAL HIGHWAY ADMINISTRATION	Oklahoma Department of Transportation	SPRY-0010(084)IRS JP01946(78) PASS THRU SPR ITEM 2302	SF
RSCH Roadside Vegetation Management Research	20,200	29,097	-	TRANSPORTATION, DEPARTMENT OF / FEDERAL HIGHWAY ADMINISTRATION	Oklahoma Department of Transportation	SPRY-0010(084)IRS JP01946(78) PASS THRU SPR ITEM 2157	SF
RSCH Instrumentation in End Regions of Pre-stressed Concrete (PC) Bridge Girders	20,200	28,747	-	TRANSPORTATION, DEPARTMENT OF / FEDERAL HIGHWAY ADMINISTRATION	Oklahoma Department of Transportation	SPRY-0010(082)IRS JP 01946(78) PASS THRU 2400-20-04	SF
RSCH OSU Task Order Contract for Administrative Support	20,200	21,088	-	TRANSPORTATION, DEPARTMENT OF / FEDERAL HIGHWAY ADMINISTRATION	Oklahoma Department of Transportation	SPRY-0010(084)IRS JP01946(78) PASS THRU 2400-21-01	SF
RSCH Load Test monitoring of I-235 Bridge Repairs	20,200	20,550	-	TRANSPORTATION, DEPARTMENT OF / FEDERAL HIGHWAY ADMINISTRATION	Oklahoma Department of Transportation	SPRY0010(082)IRS JP 01946(76) PASS THRU SPR ITEM 2302	SF
RSCH Determining Concrete Patch Locations other than Visual	20,200	18,633	-	TRANSPORTATION, DEPARTMENT OF / FEDERAL HIGHWAY ADMINISTRATION	Purdue University	SPR4213 PASS THRU Sub #21000315-026	PF
RSCH SPR-4521: Comprehensive Pavement Patching tools and Web-based Software for Pavement Con	20,200	18,592	-	TRANSPORTATION, DEPARTMENT OF / FEDERAL HIGHWAY ADMINISTRATION	Purdue University	SPR-4521 PASS THRU Sub #21000315-026	PF
RSCH Long Term Performance and Benefits of Combined Balanced Mix Design and Chemical WMA Te	20,200	17,736	-	TRANSPORTATION, DEPARTMENT OF / FEDERAL HIGHWAY ADMINISTRATION	Oklahoma Department of Transportation	SPRY-0010(084)IRS JP01946(78) PASS THRU SPR&R Item 2288	PF
RSCH Work Order 2: Performance Engineered Mixtures (PEMs)/AASHTO PP84-19 and Precision and f	20,200	16,862	-	TRANSPORTATION, DEPARTMENT OF / FEDERAL HIGHWAY ADMINISTRATION	Iowa State University	693JJ31950004 PASS THRU 019859W02C	PF
RSCH Evaluating the Expected Life and Recoating of Silane Water Repellent Treatments on Bridge Decks	20,200	11,364	-	TRANSPORTATION, DEPARTMENT OF / FEDERAL HIGHWAY ADMINISTRATION	Oklahoma Department of Transportation	SPRY0010(082)IRS JP01946(76) PASS THRU SPR&R Item 2287	SF
RSCH Evaluating the Performance of Existing Reinforcement for Oklahoma Bridges	20,200	11,353	-	TRANSPORTATION, DEPARTMENT OF / FEDERAL HIGHWAY ADMINISTRATION	University Of Kansas Center For Research Inc	SPRY-0010(082)IRS JP 01946(78) PASS THRU FY2020-034	PF
RSCH Analysis of ODOT's Traffic Speed Deflection Device Data for Pavement Structural Evaluation	20,200	6,339	-	TRANSPORTATION, DEPARTMENT OF / FEDERAL HIGHWAY ADMINISTRATION	Oklahoma Department of Transportation	SPRY-0010(084)IRS JP01946(78) PASS THRU 2400-21-05	SF
RSCH Developing Standard Definition for Comparable Pavement Cracking Data	20,200	5,048	-	TRANSPORTATION, DEPARTMENT OF / FEDERAL HIGHWAY ADMINISTRATION	National Academy Of Sciences	DTFH6113H00024 PASS THRU HRU157A	PF
RSCH ODOT Involvement with the NCAT Test Track and task groups	20,200	3,214	-	TRANSPORTATION, DEPARTMENT OF / FEDERAL HIGHWAY ADMINISTRATION	Oklahoma Department of Transportation	SPRY0010(73)IRS JP01946(72) PASS THRU 2400-19-03	SF
RSCH Shrinkage Induced Deformations in Steel Bridges Made Composite with Concrete Deck Slabs, Pt	20,200	2,221	-	TRANSPORTATION, DEPARTMENT OF / FEDERAL HIGHWAY ADMINISTRATION	Oklahoma Department of Transportation	SPRY-0010(084)IRS JP 01946(78) PASS THRU SPR Item 2260	SF
RSCH Updating ODOT's Contact Time Determination System	20,200	1,112	-	TRANSPORTATION, DEPARTMENT OF / FEDERAL HIGHWAY ADMINISTRATION	Oklahoma Department of Transportation	SPRY0010(71)IRS JP01946(70) PASS THRU 2400-19-02	SF
RSCH Development of Concrete Mixtures to Mitigate Bridge Deck Cracking - Validate Using 3D Bridge I	20,200	1,051	-	TRANSPORTATION, DEPARTMENT OF / FEDERAL HIGHWAY ADMINISTRATION	Oklahoma Department of Transportation	SPRY0010(082)IRS JP01946(72) PASS THRU SPR ITEM 2274	SF
RSCH Use of a Novel Controlled Release Surface Curing Agent for Bridge Decks - Phase 2	20,200	228	-	TRANSPORTATION, DEPARTMENT OF / FEDERAL HIGHWAY ADMINISTRATION	Oklahoma Department of Transportation	SPRY-0010(073)IRS JP01946(72) PASS THRU SPR ITEM 2268	SF
RSCH Identifying Existing Opportunities to Reduce the Environmental Impacts of Transportation Infrastr	20,200	139	-	TRANSPORTATION, DEPARTMENT OF / FEDERAL HIGHWAY ADMINISTRATION	Oklahoma Department of Transportation	SPRY-0010(071)IRS JP01946(70) PASS THRU 2400-18-07	SF
RSCH Application of Fiber Optic Sensors for Monitoring Prestressed Concrete Bridges	20,200	98	-	TRANSPORTATION, DEPARTMENT OF / FEDERAL HIGHWAY ADMINISTRATION	University of Oklahoma	SPR2160(B)SPRY-0010(062)IRS JP01946(66) PASS THRU 2017-51	SF
RSCH Continuous Friction Measurement Equipment (CFME) for Highway Safety Management in Oklahoma	20,200	-	-	TRANSPORTATION, DEPARTMENT OF / FEDERAL HIGHWAY ADMINISTRATION	Oklahoma Department of Transportation	SPRY-0010(073)IRS JP01946(72) PASS THRU SPR ITEM 2306	SF
RSCH Performance of Moisture Barriers to Enhance Pavement Performance Over Swelling Soils	20,200	-	-	TRANSPORTATION, DEPARTMENT OF / FEDERAL HIGHWAY ADMINISTRATION	Oklahoma Department of Transportation	SPRY0010(69)IRS JP01946(68) PASS THRU SPR ITEM 2272	SF
RSCH The Use of Resistivity Testing for Quality Control of Concrete Mixtures - Phase 2	20,200	-	-	TRANSPORTATION, DEPARTMENT OF / FEDERAL HIGHWAY ADMINISTRATION	Oklahoma Department of Transportation	SPRY-0010(073)IRS JP01946(72) PASS THRU SPR ITEM 2266	SF
RSCH Development of Concrete Mixtures to Mitigate Bridge Deck Cracking - Validate Using 3D Bridge I	20,200	(9)	-	TRANSPORTATION, DEPARTMENT OF / FEDERAL HIGHWAY ADMINISTRATION	Oklahoma Department of Transportation	SPRY-0010(073)IRS JP01946(72) PASS THRU SPR ITEM 2274	SF
RSCH Roadside Vegetation Management Research	20,200	(9)	-	TRANSPORTATION, DEPARTMENT OF / FEDERAL HIGHWAY ADMINISTRATION	Oklahoma Department of Transportation	SPRY-0010(071)IRS JP01946(70) PASS THRU SPR ITEM 2157	SF
RSCH The Use of Resistivity Testing for Quality Control of Concrete Mixtures - Phase 2	20,200	(73)	-	TRANSPORTATION, DEPARTMENT OF / FEDERAL HIGHWAY ADMINISTRATION	Oklahoma Department of Transportation	SPRY-0010(071)IRS JP01946(70) PASS THRU SPR ITEM 2266	SF
RSCH Use Of Resistivity Testing For Quality Control Of Concrete Mixtures	20,200	(157)	-	TRANSPORTATION, DEPARTMENT OF / FEDERAL HIGHWAY ADMINISTRATION	Oklahoma Department of Transportation	SPRY001062RS PASS THRU 2266	SF
RSCH Shrinkage Induced Deformations in Steel Bridges Made Composite with Concrete Deck Slabs, Pt	20,200	(256)	-	TRANSPORTATION, DEPARTMENT OF / FEDERAL HIGHWAY ADMINISTRATION	Oklahoma Department of Transportation	SPRY-0010(071)IRS JP01946(70) PASS THRU SPR ITEM 2260	SF
RSCH FAST Act Emergency Vehicle (EV-3) Load Rating	20,200	(331)	-	TRANSPORTATION, DEPARTMENT OF / FEDERAL HIGHWAY ADMINISTRATION	Oklahoma Department of Transportation	SPRY-0010(071)IRS JP01946(70) PASS THRU 2400-18-03	SF
RSCH Long Term Pavement Performance (LTPP) Monitoring of Six LTPP SP8-10 Sections in Oklahoma	20,200	(454)	-	TRANSPORTATION, DEPARTMENT OF / FEDERAL HIGHWAY ADMINISTRATION	Oklahoma Department of Transportation	SPRY-0010(073)IRS JP01946(72) PASS THRU SPR ITEM 2115	SF
RSCH A Case Study on Construction Equipment Emissions	20,200	(1,167)	-	TRANSPORTATION, DEPARTMENT OF / FEDERAL HIGHWAY ADMINISTRATION	University of Oklahoma	SPR2160(B)SPRY0010(60)IRS PASS THRU 2016-01	SF
RSCH Performance of Moisture Barriers to Enhance Pavement Performance Over Swelling Soils	20,200	(1,593)	-	TRANSPORTATION, DEPARTMENT OF / FEDERAL HIGHWAY ADMINISTRATION	Oklahoma Department of Transportation	SPRY-0010(071)IRS JP01946(70) PASS THRU SPR ITEM 2272	SF
RSCH Roadside Vegetation Management Research	20,200	(1,657)	-	TRANSPORTATION, DEPARTMENT OF / FEDERAL HIGHWAY ADMINISTRATION	Oklahoma Department of Transportation	SPRY-0010(073)IRS JP01946(72) PASS THRU SPR ITEM 2157	SF
RSCH Use of a Novel Controlled Release Surface Curing Agent for Bridge Decks - Phase 2	20,200	(4,288)	-	TRANSPORTATION, DEPARTMENT OF / FEDERAL HIGHWAY ADMINISTRATION	Oklahoma Department of Transportation	SPRY0010(082)IRS JP01946(76) PASS THRU SPR ITEM 2268	SF
RSCH Transportation Consortium of South-Central States (Tran-SET): Administrative Account	20,701	62,748	-	TRANSPORTATION, DEPARTMENT OF / OFFICE OF THE SECRETARY	Louisiana State University	69A3551747106 PASS THRU PO-000029576	PF

RSCH Transportation Consortium of South-Central States (Tran-SET): Administrative Account	20.701	36,837	-	TRANSPORTATION, DEPARTMENT OF / OFFICE OF THE SECRETARY	Louisiana State University	69A3551747106 PASS THRU PO-000029576	PF
RSCH Transportation Consortium of South-Central States (Tran-SET): Administrative Account	20.701	32,399	-	TRANSPORTATION, DEPARTMENT OF / OFFICE OF THE SECRETARY	Louisiana State University	69A3551747106 PASS THRU PO-000029576	PF
RSCH Transportation Consortium of South-Central States (Tran-SET): Administrative Account	20.701	17,693	-	TRANSPORTATION, DEPARTMENT OF / OFFICE OF THE SECRETARY	Louisiana State University	69A3551747106 PASS THRU PO 000029576	PF
RSCH Transportation Consortium of South-Central States (Tran-SET): Administrative Account	20.701	12,449	-	TRANSPORTATION, DEPARTMENT OF / OFFICE OF THE SECRETARY	Louisiana State University	69A3551747106 PASS THRU PO-000029576	PF
RSCH Transportation Consortium of South-Central States (Tran-SET): Administrative Account	20.701	900	-	TRANSPORTATION, DEPARTMENT OF / OFFICE OF THE SECRETARY	Louisiana State University	69A3551747106 PASS THRU PO-000029576	PF
RSCH Surface Resistivity Testing for Quality Control of Concrete Mixtures, SPTC 17.1-07	20.701	(466)	-	TRANSPORTATION, DEPARTMENT OF / OFFICE OF THE SECRETARY	University of Oklahoma	DDRT13GUTC36 PASS THRU 2014-28	SF
RSCH Transportation Consortium of South-Central States (Tran-SET): Administrative Account	20.701	(1,673)	-	TRANSPORTATION, DEPARTMENT OF / OFFICE OF THE SECRETARY	Louisiana State University	69A3551747106 PASS THRU P0000029576	PF
RSCH Transportation Consortium of South-Central States (Tran-SET): Administrative Account	20.701	(1,748)	-	TRANSPORTATION, DEPARTMENT OF / OFFICE OF THE SECRETARY	Louisiana State University	69A3551747106 PASS THRU P0000029576	PF
RSCH Transportation Consortium of South-Central States (Tran-SET): Administrative Account	20.701	(2,143)	-	TRANSPORTATION, DEPARTMENT OF / OFFICE OF THE SECRETARY	Louisiana State University	69A3551747106 PASS THRU P0000029576	PF
RSCH Transportation Consortium of South-Central States (Tran-SET): Administrative Account	20.701	(2,185)	-	TRANSPORTATION, DEPARTMENT OF / OFFICE OF THE SECRETARY	Louisiana State University	69A3551747106 PASS THRU P0000029576	PF
RSCH Phase VI: An Integrated GIS Application for HazMat Flow Analysis and Risk Assessment to Supp	20.703	79,457	-	TRANSPORTATION, DEPARTMENT OF / PIPELINE AND HAZARDOUS MATERIALS SAFETY AT Oklahoma Department of Emergency Management	693JK3194004HMEP PASS THRU EN-21-RS-098		SF
RSCH Phase V: Using HazMat Flow Analyzer and Risk Assessment Tools to Support Emergency Respc	20.703	22,285	-	TRANSPORTATION, DEPARTMENT OF / PIPELINE AND HAZARDOUS MATERIALS SAFETY AT Oklahoma Department of Emergency Management	693JK3194004HMEP PASS THRU EN20RS051		SF
RSCH Phase VI: An Integrated GIS Application for HazMat Flow Analysis and Risk Assessment to Supp	20.703	18,063	-	TRANSPORTATION, DEPARTMENT OF / PIPELINE AND HAZARDOUS MATERIALS SAFETY AT Oklahoma Department of Emergency Management	693JK3194004HMEP PASS THRU EN-21-RS-098		SF
TOTAL DEPARTMENT OF TRANSPORTATION		2,059,359					139,236

GENERAL SERVICES ADMINISTRATION

RSCH GROUP 3 Unmanned airborne systems UAS Design (Project 117)	39.000	183,515	-	GENERAL SERVICES ADMINISTRATION	Cambridge International Systems Inc	47QRAA18D005T PASS THRU SC-OSU GOSMS 2020 TO 1	PF
RSCH SOCOM TM and Acoustic SME Support	39.000	(12)	-	GENERAL SERVICES ADMINISTRATION	Smartertronx	GS00Q09BD0050 PASS THRU 18R18T02	PF
TOTAL GENERAL SERVICES ADMINISTRATION		183,503					

NATIONAL AERONAUTICS AND SPACE ADMINISTRATION

RSCH Stochastic Cable Harness Coupling to Electric Fields in Spacecraft Cavities	43.000	51,698	-	NATIONAL AERONAUTICS AND SPACE ADMINISTRATION	RobustPhysics	80NSSC21C0032 PASS THRU EN21RS061	PF
RSCH Experiments to Characterize Statistics of the electric Field in a Spacecraft Payload Fairing	43.000	24,019	-	NATIONAL AERONAUTICS AND SPACE ADMINISTRATION	RobustPhysics	80NSSC19C0588 PASS THRU EN19RS311	PF
RSCH Nested Cavity Reciprocal Field Study	43.000	(3,442)	-	NATIONAL AERONAUTICS AND SPACE ADMINISTRATION	A.I. Solutions	NNK17LA01C PASS THRU 17-001-03	PF
RSCH STEM Pathways for Native Americans: Bridging Native Knowledge of Earth and Sky with Traditio	43.001	83,770	-	NATIONAL AERONAUTICS AND SPACE ADMINISTRATION	National Aeronautics and Space Administration	80NSSC21M0005	FF
RSCH Balloon Infrasonic Observations of Terrestrial Earthquakes with Applications to Venus	43.001	9,278	-	NATIONAL AERONAUTICS AND SPACE ADMINISTRATION	California Institute of Technology	80NM0018D0004 PASS THRU 1658953	PF
RSCH Real-time Weather Awareness for Enhanced Safety Assurance in UTM	43.002	641,376	347,045	NATIONAL AERONAUTICS AND SPACE ADMINISTRATION	National Aeronautics and Space Administration	80NSSC20M0162	FF
RSCH Next Generation User Interfaces for Gateway Autonomous Operations	43.003	2,392	-	NATIONAL AERONAUTICS AND SPACE ADMINISTRATION	National Space Grant Foundation	80NSSC18M0035 PASS THRU XHAB 2020-10	PF
RSCH Sumoylation Under Microgravity and Stress	43.007	57,179	-	NATIONAL AERONAUTICS AND SPACE ADMINISTRATION	National Aeronautics and Space Administration	80NSSC19K0428	FF
RSCH Engineering Thin film Solar Cells for Radiation Hardness, Lifetime, and Efficiency	43.008	330,039	285,677	NATIONAL AERONAUTICS AND SPACE ADMINISTRATION	National Aeronautics and Space Administration	80NSSC19M0140	FF
RSCH Space-borne Antennas and Circuits for Condensed Radars and STEM (SPACERS)	43.008	138,507	109,930	NATIONAL AERONAUTICS AND SPACE ADMINISTRATION	National Aeronautics and Space Administration	80NSSC18M0032	FF
RSCH Robust and High-Data-Rate Hybrid RF/Optical Communications for Lunar Missions	43.008	128,483	36,774	NATIONAL AERONAUTICS AND SPACE ADMINISTRATION	National Aeronautics and Space Administration	80NSSC20M0214	FF
RSCH Engineering Thin Film Solar Cells for Radiation Hardness, Lifetime and Efficiency	43.008	42,214	-	NATIONAL AERONAUTICS AND SPACE ADMINISTRATION	University of Oklahoma	80NSSC19M0140 PASS THRU 2020-56	SF
RSCH Robust and High-Data-Rate Hybrid RF/Optical Communications for Lunar Missions	43.008	40,952	-	NATIONAL AERONAUTICS AND SPACE ADMINISTRATION	National Aeronautics and Space Administration	80NSSC20M0214	FF
RSCH NASA Oklahoma EPSCoR Research Infrastructure Development	43.008	39,887	39,887	NATIONAL AERONAUTICS AND SPACE ADMINISTRATION	National Aeronautics and Space Administration	80NSSC19M0058	FF
RSCH Engineering Thin Film Solar Cells for Radiation Hardness, Lifetime and Efficiency	43.008	37,696	-	NATIONAL AERONAUTICS AND SPACE ADMINISTRATION	University of Oklahoma	80NSSC19M0140 PASS THRU 2020-55	SF
RSCH Space-borne Antennas and Circuits for Condensed Radars and STEM (SPACERS)	43.008	23,294	23,294	NATIONAL AERONAUTICS AND SPACE ADMINISTRATION	National Aeronautics and Space Administration	80NSSC18M0032	FF
RSCH NASA Oklahoma EPSCoR Research Infrastructure Development	43.008	22,299	14,906	NATIONAL AERONAUTICS AND SPACE ADMINISTRATION	National Aeronautics and Space Administration	80NSSC19M0058	FF
RSCH NASA Oklahoma EPSCoR Research Infrastructure Development	43.008	11,572	-	NATIONAL AERONAUTICS AND SPACE ADMINISTRATION	National Aeronautics and Space Administration	80NSSC19M0058	FF
RSCH Space-borne Antennas and Circuits for Condensed Radars and STEM (SPACERS)	43.008	7,361	-	NATIONAL AERONAUTICS AND SPACE ADMINISTRATION	University of Oklahoma	80NSSC18M0032 PASS THRU 2019-28	SF
RSCH Space-borne Antennas and Circuits for Condensed Radars and STEM (SPACERS)	43.008	7,163	-	NATIONAL AERONAUTICS AND SPACE ADMINISTRATION	University of Oklahoma	80NSSC18M0032 PASS THRU 2019-28	SF
RSCH Robust and High-Data-Rate Hybrid RF/Optical Communications for Lunar Missions	43.008	6,829	-	NATIONAL AERONAUTICS AND SPACE ADMINISTRATION	National Aeronautics and Space Administration	80NSSC20M0214	FF
RSCH Proposal Assessment of Radiation Shielding Properties of Novel and Baseline Materials External	43.008	6,644	-	NATIONAL AERONAUTICS AND SPACE ADMINISTRATION	National Aeronautics and Space Administration	80NSSC17M0036	FF
RSCH Proposal Assessment of Radiation Shielding Properties of Novel and Baseline Materials External	43.008	5,965	-	NATIONAL AERONAUTICS AND SPACE ADMINISTRATION	National Aeronautics and Space Administration	80NSSC17M0036	FF
RSCH Robust and High-Data-Rate Hybrid RF/Optical Communications for Lunar Missions	43.008	1,520	1,520	NATIONAL AERONAUTICS AND SPACE ADMINISTRATION	National Aeronautics and Space Administration	80NSSC20M0214	FF
RSCH NASA Oklahoma EPSCoR Research Infrastructure Development	43.008	896	-	NATIONAL AERONAUTICS AND SPACE ADMINISTRATION	National Aeronautics and Space Administration	80NSSC19M0058	FF
RSCH NASA Oklahoma EPSCoR Research Infrastructure Development	43.008	859	-	NATIONAL AERONAUTICS AND SPACE ADMINISTRATION	National Aeronautics and Space Administration	80NSSC19M0058	FF
RSCH Engineering Thin film Solar Cells for Radiation Hardness, Lifetime, and Efficiency	43.008	328	328	NATIONAL AERONAUTICS AND SPACE ADMINISTRATION	National Aeronautics and Space Administration	80NSSC19M0140	FF
RSCH Lightweight Large Composit Tanks for Launch Vehicles and In-Space Depots	43.008	(2,089)	-	NATIONAL AERONAUTICS AND SPACE ADMINISTRATION	University of Oklahoma	NNX15AK42A PASS THRU 2019-35	SF
RSCH Ionic Liquid-Assisted Extractive Distillation for the Removal of Dimethylsilaneiodol	43.009	11,605	5,920	NATIONAL AERONAUTICS AND SPACE ADMINISTRATION	National Aeronautics and Space Administration	80MSFC19M0025	FF
TOTAL NATIONAL AERONAUTICS AND SPACE ADMINISTRATION		1,728,294					865,281

NATIONAL ENDOWMENT FOR THE HUMANITIES

RSCH Historical Index of the Medieval Middle East	45.149	67,740	-	NATIONAL ENDOWMENT FOR THE HUMANITIES	National Endowment for the Humanities	PW-264040-19	FF
TOTAL NATIONAL ENDOWMENT FOR THE HUMANITIES		67,740					

INSTITUTE OF MUSEUM AND LIBRARY SERVICES

RSCH Developing a Reliable Method to Assess the Efficacy of OER on Lifelong Learning Competencies	45.312	16,934	-	Institute of Museum and Library Services	East Central University	LG246348OLS20 PASS THRU ECU-OSU-IMLS2020-OSU21-01	SF
RSCH Developing a Reliable Method to Assess the Efficacy of OER on Lifelong Learning Competencies	45.312	1,396	-	Institute of Museum and Library Services	East Central University	LG246348OLS20 PASS THRU ECU-OSU-IMLS2020-OSU21-01	SF
TOTAL INSTITUTE OF MUSEUM AND LIBRARY SERVICES		18,330					

NATIONAL SCIENCE FOUNDATION

RSCH MRI: Acquisition of a Wideband Continuous-Waves Characterization Platform	47.041	603,000	-	NATIONAL SCIENCE FOUNDATION	National Science Foundation	2018110	FF
RSCH NRI: INT: Safe Wind-Aware Navigation for Collaborative Autonomous Aircraft in Low Altitude Airs	47.041	285,204	-	NATIONAL SCIENCE FOUNDATION	National Science Foundation	1925147	FF
RSCH SNM: Roll-to-Roll nanoinprint manufacturing of Metasurfaces for Photonic and Optoelectronic Ap	47.041	182,788	98,679	NATIONAL SCIENCE FOUNDATION	National Science Foundation	1635636	FF
RSCH Collaborative Research: Musculoskeletal Model for Dynamic Manual Material Handling to Prevent	47.041	145,635	-	NATIONAL SCIENCE FOUNDATION	National Science Foundation	1849279	FF
RSCH RAPID: A Multinational Analysis of Factors that Determine the Effectiveness of COVID-19 Warnin	47.041	125,243	-	NATIONAL SCIENCE FOUNDATION	National Science Foundation	2034667	FF
RSCH Fundamental Study of Ultra-Precision Machining and Near Surface Damage Evolution in Single C	47.041	101,278	-	NATIONAL SCIENCE FOUNDATION	National Science Foundation	1727244	FF
RSCH CAREER: Determine the Roles of Material Heterogeneity and Thickness Variability on the Stabilit	47.041	98,163	-	NATIONAL SCIENCE FOUNDATION	National Science Foundation	CMMI-1847062	FF
RSCH SBIR Phase II: Tough polymer composite materials through 'ILAMB', or interlaminar modifications	47.041	87,943	-	NATIONAL SCIENCE FOUNDATION	Mito Material Solutions Llc	1926906 PASS THRU 19-7004	PF
RSCH Continuous, Large-Scale Manufacturing of Functionalized Silver Nanowire Transparent Conducti	47.041	84,913	-	NATIONAL SCIENCE FOUNDATION	National Science Foundation	1939018	FF
RSCH CAREER: Multiscale Modeling of a Virtual Kidney During the Onset and Progression of Diabetic k	47.041	76,291	-	NATIONAL SCIENCE FOUNDATION	National Science Foundation	1845117	FF
RSCH CAREER: Advancing Mathematical models and Algorithms for Decentralized Optimization in Cor	47.041	70,221	-	NATIONAL SCIENCE FOUNDATION	National Science Foundation	1944500	FF
RSCH Fundamental Studies on Sintering of Alloys, Composites and Coatings	47.041	69,308	-	NATIONAL SCIENCE FOUNDATION	National Science Foundation	1462602	FF
RSCH Photolytic Nanoconjugate Fuel Generators	47.041	55,600	-	NATIONAL SCIENCE FOUNDATION	National Science Foundation	1707008	FF
RSCH Collaborative Research: Selective Flow through Membrane Pores with in Situ Change of Wettability	47.041	53,741	-	NATIONAL SCIENCE FOUNDATION	National Science Foundation	2012632	FF
RSCH Collaborative Research: Impact of Metals on Disinfection Byproduct Precursor Formation in Bacte	47.041	52,634	-	NATIONAL SCIENCE FOUNDATION	National Science Foundation	1917053	FF
RSCH CAREER: Computation-Enabled Rational Design of Cytochrome P450 for Ionic Liquid Biodegrad	47.041	48,412	-	NATIONAL SCIENCE FOUNDATION	National Science Foundation	1845143	FF
RSCH I-Corps: Infrared-driven organic light-emitting diode OLED projection display	47.041	44,806	-	NATIONAL SCIENCE FOUNDATION	National Science Foundation	2031590	FF
RSCH Fundamental Study of Ultra-Precision Machining and Near Surface Damage Evolution in Single C	47.041	43,831	-	NATIONAL SCIENCE FOUNDATION	National Science Foundation	1727244	FF
RSCH CAREER: Parsimonious Models for Redistricting	47.041	43,537	-	NATIONAL SCIENCE FOUNDATION	National Science Foundation	1942065	FF
RSCH Collaborative Research: The leaky rake to solid plate transition on flow through biological filteri	47.041	42,128	-	NATIONAL SCIENCE FOUNDATION	National Science Foundation	1916061	FF
RSCH Collaborative Research: The Roles of Inter-limb Jets and Body Angles in Metachronal Paddling	47.041	39,749	-	NATIONAL SCIENCE FOUNDATION	National Science Foundation	1706762	FF
RSCH Computer Assisted Human Interaction	47.041	37,857	-	NATIONAL SCIENCE FOUNDATION	University of Louisville Research Foundation Inc	2026584 PASS THRU ULRF: 20-0659-01	PF
RSCH I-Corps: Ceramic Membrane Systems for Produced Water Treatment	47.041	35,951	-	NATIONAL SCIENCE FOUNDATION	National Science Foundation	2041002	FF
RSCH Generating Nonnative Structures in Binary Ionic Liquid Mixtures for Tunable Phase Equilibria Pro	47.041	33,304	-	NATIONAL SCIENCE FOUNDATION	National Science Foundation	1706978	FF

RSCH Collaborative Research: Joint Space Muscle Fatigue Model and Integration into Full Body Motion	47.041	27,149	-	NATIONAL SCIENCE FOUNDATION	National Science Foundation	2014281	FF
RSCH SBIR Phase II: Tough polymer composite materials through 'ILAMB', or interlaminar modifications	47.041	26,231	-	NATIONAL SCIENCE FOUNDATION	Mito Material Solutions Llc	1926906 PASS THRU 19-7004	PF
RSCH Continuous, Large-Scale Manufacturing of Functionalized Silver Nanowire Transparent Conductor	47.041	25,961	-	NATIONAL SCIENCE FOUNDATION	National Science Foundation	1939018	FF
RSCH Computer Assisted Human Interaction	47.041	25,762	-	NATIONAL SCIENCE FOUNDATION	University of Louisville Research Foundation Inc	2026584 PASS THRU ULRF: 20-0659-01	PF
RSCH I-Corps: Device to deliver cold plasma therapeutic to wound sites to promote wound healing	47.041	25,661	-	NATIONAL SCIENCE FOUNDATION	National Science Foundation	2104454	FF
RSCH Collaborative Research: Operator theoretic methods for identification and verification of dynamics	47.041	23,700	-	NATIONAL SCIENCE FOUNDATION	National Science Foundation	2027999	FF
RSCH EAGER/Cybermanufacturing: CYMAN: A Cyber MANufacturing and Entrepreneurship Initiative to	47.041	23,676	-	NATIONAL SCIENCE FOUNDATION	National Science Foundation	1547156	FF
RSCH Fundamental Studies on Sintering of Alloys, Composites and Coatings	47.041	22,843	-	NATIONAL SCIENCE FOUNDATION	National Science Foundation	1462602	FF
RSCH EAGER: Investigation of a Next Generation Application Tool for Cybermanufacturing	47.041	20,340	-	NATIONAL SCIENCE FOUNDATION	National Science Foundation	1748091	FF
RSCH Collaborative Research: Linking Metal nanoparticle Chemical modifications at the Luminal/Intestir	47.041	20,089	-	NATIONAL SCIENCE FOUNDATION	National Science Foundation	1706093	FF
RSCH EAGER: Investigation of a Next Generation Application Tool for Cybermanufacturing	47.041	19,146	-	NATIONAL SCIENCE FOUNDATION	National Science Foundation	1748091	FF
RSCH REU Site: Research Experiences in Information Centric Engineering for Emerging Process Doma	47.041	16,190	-	NATIONAL SCIENCE FOUNDATION	National Science Foundation	2050960	FF
RSCH REU Site/ Research Experiences In Information Centric Engineering / ICE	47.041	15,102	-	NATIONAL SCIENCE FOUNDATION	National Science Foundation	1359297	FF
RSCH Collaborative Research: Protein Engineering and Processing of Plant Viral Templates for Control	47.041	14,713	-	NATIONAL SCIENCE FOUNDATION	National Science Foundation	2028634	FF
RSCH EAGER: Manufacturing of Diamond Nanocrystals for Quantum Applications	47.041	13,717	-	NATIONAL SCIENCE FOUNDATION	National Science Foundation	2103058	FF
RSCH CAREER: Determine the Roles of Material Heterogeneity and Thickness Variability on the Stabilit	47.041	12,129	-	NATIONAL SCIENCE FOUNDATION	National Science Foundation	CMMI-1847062	FF
RSCH NRI: INT: Safe Wind-Aware Navigation for Collaborative Autonomous Aircraft in Low Altitude Airs	47.041	11,717	-	NATIONAL SCIENCE FOUNDATION	National Science Foundation	1925147	FF
RSCH Innovation Corps Site Programs	47.041	11,553	-	NATIONAL SCIENCE FOUNDATION	National Science Foundation	1548003	FF
RSCH Collaborate Research: Manufacturing Of Complex Lenses For Thermal Imaging, Nigh	47.041	10,925	-	NATIONAL SCIENCE FOUNDATION	National Science Foundation	1437232	FF
RSCH Collaborative Research: Designing A Spectrally Efficient and Energy Efficient Data Aided Deman	47.041	10,016	-	NATIONAL SCIENCE FOUNDATION	National Science Foundation	1923295	FF
RSCH An Examination of Household Risk Assessment Judgments and Protective Action Decisions Durin	47.041	8,615	-	NATIONAL SCIENCE FOUNDATION	Univ Of North Texas	2023554 PASS THRU GF30090-1	PF
RSCH Collaborative Research: RET Site: Quadcopter Research Experiences for Tulsa - Area STEM Te	47.041	7,480	-	NATIONAL SCIENCE FOUNDATION	National Science Foundation	1801398	FF
RSCH EAGER: Investigation of a Next Generation Application Tool for Cybermanufacturing	47.041	7,214	-	NATIONAL SCIENCE FOUNDATION	National Science Foundation	1748091	FF
RSCH Collaborative Research: Visible-Light-Augmented Reverse Water Gas Shift Reaction on Hybrid P	47.041	5,238	-	NATIONAL SCIENCE FOUNDATION	National Science Foundation	2102238	FF
RSCH Imposing Connectivity Constraints in Large-Scale Network Problems	47.041	4,970	-	NATIONAL SCIENCE FOUNDATION	National Science Foundation	1662757	FF
RSCH Collaborative Research: REU Site: Solar and Alternative Technologies	47.041	4,968	-	NATIONAL SCIENCE FOUNDATION	National Science Foundation	1852351	FF
RSCH CAREER: Advancing Mathematical models and Algorithms for Decentralized Optimization in Cor	47.041	4,500	-	NATIONAL SCIENCE FOUNDATION	National Science Foundation	1944500	FF
RSCH CAREER: Parsimonious Models for Redistricting	47.041	4,363	-	NATIONAL SCIENCE FOUNDATION	National Science Foundation	1942065	FF
RSCH SBIR Phase I: Tough polymer composite materials through ILAMB, or interlaminar modifications t	47.041	3,125	-	NATIONAL SCIENCE FOUNDATION	Mito Material Solutions Llc	IP-1747010 PASS THRU CRA MITO SBIR AWARD	PF
RSCH Modification of Near-Wall, High-Reynolds Number Velocity Profiles with Polymer Solution	47.041	2,675	-	NATIONAL SCIENCE FOUNDATION	National Science Foundation	1604978	FF
RSCH Innovations Corps: Wrangler-for Rounding Up Research Writing Resources	47.041	1,944	-	NATIONAL SCIENCE FOUNDATION	National Science Foundation	1912226	FF
RSCH Collaborative Research: Designing A Spectrally Efficient and Energy Efficient Data Aided Deman	47.041	1,505	-	NATIONAL SCIENCE FOUNDATION	National Science Foundation	1923295	FF
RSCH Fundamental Study of Ultra-Precision Machining and Near Surface Damage Evolution in Single C	47.041	1,067	-	NATIONAL SCIENCE FOUNDATION	National Science Foundation	1727244	FF
RSCH Generating Nonnative Structures in Binary Ionic Liquid Mixtures for Tunable Phase Equilibria Proj	47.041	954	-	NATIONAL SCIENCE FOUNDATION	National Science Foundation	1706978	FF
RSCH Career-An Advanced 3d Tissue Model For Detection/Study Of An Allergic Inflamm	47.041	870	-	NATIONAL SCIENCE FOUNDATION	National Science Foundation	1150831	FF
RSCH Planning IUCRC at Oklahoma State University: Center for Sustainably integrated Buildings and E	47.041	695	-	NATIONAL SCIENCE FOUNDATION	National Science Foundation	1841535	FF
RSCH Collaborative Research: The Roles of Inter-limb Jets and Body Angles in Metachronal Paddling	47.041	693	-	NATIONAL SCIENCE FOUNDATION	National Science Foundation	1706762	FF
RSCH REU Site: Interdisciplinary Research Experience for Undergraduates Interested in Materials Scie	47.041	481	-	NATIONAL SCIENCE FOUNDATION	National Science Foundation	1460943	FF
RSCH Planning IUCRC at Oklahoma State University: Center for Sustainably integrated Buildings and E	47.041	259	-	NATIONAL SCIENCE FOUNDATION	National Science Foundation	1841535	FF
RSCH A Low-cost and Non-contact Respiration Monitoring Method for COVID-19 Screening and Progn	47.041	133	-	NATIONAL SCIENCE FOUNDATION	National Science Foundation	2050062	FF
RSCH NHERI Network Coordination Office	47.041	95	-	NATIONAL SCIENCE FOUNDATION	Purdue University	CMMI-1612144 PASS THRU 4101-84222	PF
RSCH Innovation Corps Site Programs	47.041	45	-	NATIONAL SCIENCE FOUNDATION	National Science Foundation	1548003	FF
RSCH Collaborative Research: WERF: GOAL: Bioaugmentation-Enhanced Anammox for Mainstream N	47.041	-	-	NATIONAL SCIENCE FOUNDATION	National Science Foundation	1705088	FF
RSCH Collaborative Research: EAGER: Towards Increasing Native American Engineering Faculty	47.041	-	-	NATIONAL SCIENCE FOUNDATION	National Science Foundation	1743572	FF
RSCH Household Risk Perceptions and Hazard Adjustments to Earthquakes in Oklahoma	47.041	(1)	-	NATIONAL SCIENCE FOUNDATION	National Science Foundation	1627851	FF
RSCH UNS: Collaborative Research: Non-Membrane, Low Temperature and Low Emission Water Desa	47.041	(2)	-	NATIONAL SCIENCE FOUNDATION	National Science Foundation	1512113	FF
RSCH Fundamental Studies on Sintering of Alloys, Composites and Coatings	47.041	(20)	-	NATIONAL SCIENCE FOUNDATION	National Science Foundation	1462602	FF
RSCH UNS: Collaborative Research: Role of Bridled Wings for Flying and Swimming at Low Reynolds N	47.041	(118)	-	NATIONAL SCIENCE FOUNDATION	National Science Foundation	1512071	FF
RSCH REU Site/ Research Experiences In Information Centric Engineering / ICE	47.041	(345)	-	NATIONAL SCIENCE FOUNDATION	National Science Foundation	1359297	FF
RSCH EAGER/Cybermanufacturing: CYMAN: A Cyber MANufacturing and Entrepreneurship Initiative to	47.041	(1,163)	-	NATIONAL SCIENCE FOUNDATION	National Science Foundation	1547156	FF
RSCH CAREER: Modeling Matter and Improving Aqueous Transfer Processes with Molecular Distribut	47.049	77,666	-	NATIONAL SCIENCE FOUNDATION	National Science Foundation	CHE-1847583	FF
RSCH Collaborative Research: Understanding an Active and Beneficial Role for Water in Solid-Acid Cat	47.049	68,729	-	NATIONAL SCIENCE FOUNDATION	National Science Foundation	1764116	FF
RSCH Chemical Sensing: Linking sequence, mechanisms and inhibition	47.049	60,809	3,379	NATIONAL SCIENCE FOUNDATION	National Science Foundation	1807722	FF
RSCH Collaborative Research: Transfer Printed, Single-Crystalline Si Nanomesh Thin Films	47.049	58,238	-	NATIONAL SCIENCE FOUNDATION	National Science Foundation	1905741	FF
RSCH Three and Four Dimensional Trainagulations, Mathematical Visualization	47.049	54,203	-	NATIONAL SCIENCE FOUNDATION	National Science Foundation	1708239	FF
RSCH Novel Quantum Phase Transitions and Non-Equilibrium Dynamics in Lattice-Confined Spinor Cor	47.049	51,013	-	NATIONAL SCIENCE FOUNDATION	National Science Foundation	1912575	FF
RSCH CAREER: Unraveling the Cluster Chemistry of Chalcogenide Semiconductor Nanoparticles	47.049	50,138	-	NATIONAL SCIENCE FOUNDATION	National Science Foundation	1554924	FF
RSCH Collaborative Research:Data-Driven Variational Multiscale Reduced Order Models for Biomedical	47.049	31,463	-	NATIONAL SCIENCE FOUNDATION	National Science Foundation	2012255	FF
RSCH The Stabilizing phenomenon for incompressible fluids	47.049	26,403	-	NATIONAL SCIENCE FOUNDATION	National Science Foundation	2104682	FF
RSCH Topics of Immersed Finite Element Methods	47.049	26,381	-	NATIONAL SCIENCE FOUNDATION	National Science Foundation	2005272	FF
RSCH Modul Spaces and Galois theory in arithmetic dynamics	47.049	17,074	-	NATIONAL SCIENCE FOUNDATION	National Science Foundation	2112697	FF
RSCH REU Site: Multidisciplinary Undergraduate REsearch Experience in Physics OSU	47.049	15,695	-	NATIONAL SCIENCE FOUNDATION	National Science Foundation	1757883	FF
RSCH Action-at-a-Distance via Ice-Like point Defects: Relating Catalytic Gas-Hydrate Formation and An	47.049	12,897	-	NATIONAL SCIENCE FOUNDATION	National Science Foundation	1566600	FF
RSCH REU Site: Multidisciplinary Undergraduate REsearch Experience in Physics OSU	47.049	9,609	-	NATIONAL SCIENCE FOUNDATION	National Science Foundation	1757883	FF
RSCH REU Site: Multidisciplinary Undergraduate REsearch Experience in Physics OSU	47.049	8,051	-	NATIONAL SCIENCE FOUNDATION	National Science Foundation	1757883	FF
RSCH Collaborative Research: Overcoming Challenges in Classification Near the Limit of Determination	47.049	4,488	-	NATIONAL SCIENCE FOUNDATION	National Science Foundation	2003867	FF
RSCH Career: Cross-Couplings Made Easy By Oneelectron Addition	47.049	4,396	-	NATIONAL SCIENCE FOUNDATION	National Science Foundation	1453891	FF
RSCH REU Site: Multidisciplinary Undergraduate REsearch Experience in Physics OSU	47.049	3,058	-	NATIONAL SCIENCE FOUNDATION	National Science Foundation	1757883	FF
RSCH Collaborative Research: Texas-Oklahoma Representations and Automorphic Forms (TORA)	47.049	1,825	-	NATIONAL SCIENCE FOUNDATION	National Science Foundation	1854626	FF
RSCH Quarknet	47.049	1,000	-	NATIONAL SCIENCE FOUNDATION	University of Notre Dame	1806631 PASS THRU Quarknet	PF
RSCH GOAL: Using Tapered Copolymers to Understand Nanscale Interfaces within Polymeric Material	47.049	(1,146)	-	NATIONAL SCIENCE FOUNDATION	National Science Foundation	1606364	FF
RSCH Career Multifunctional Polymer Coatings Of Virus Particles Safer More Efficient	47.049	(3,046)	-	NATIONAL SCIENCE FOUNDATION	National Science Foundation	1352535	FF
RSCH Atmospheric Gravity Wave Radiosonde Field Campaign for Eclipse 2020	47.050	76,547	-	NATIONAL SCIENCE FOUNDATION	Montana State Univ	2018182 PASS THRU G272-20-W8323	PF
RSCH Pore-scale machine-learning modeling of flow and transport properties of carbonate rocks	47.050	449	-	NATIONAL SCIENCE FOUNDATION	National Science Foundation	2041648	FF
RSCH Hazard SEES: The Risk Landscape of Earthquakes Induced by Deep Wastewater Injection	47.050	371	-	NATIONAL SCIENCE FOUNDATION	University of Colorado Boulder	1520846 PASS THRU 1556204	PF
RSCH Collaborative Research: Interpreting the Record of antarctic Sediment Influenced by Metal-Rich C	47.050	(671)	-	NATIONAL SCIENCE FOUNDATION	National Science Foundation	OCE-1847509	FF
RSCH Rt: Small: Enabling Sound-based Human Activity Monitoring for Home Service Robots	47.070	110,082	-	NATIONAL SCIENCE FOUNDATION	National Science Foundation	1910993	FF
RSCH REU site: Big Data Analytics at Oklahoma State University	47.070	85,000	-	NATIONAL SCIENCE FOUNDATION	National Science Foundation	2050978	FF
RSCH Collaborative Research: Understanding Events from Streaming Video-Joint Deep and Graph Rep	47.070	50,876	-	NATIONAL SCIENCE FOUNDATION	National Science Foundation	1955230	FF
RSCH Element: Data: Enabling Data Interoperability for NSF Archives of High-Rate Real-Time GPS and	47.070	33,139	-	NATIONAL SCIENCE FOUNDATION	National Science Foundation	1835371	FF
RSCH REU site: Big Data Analytics at Oklahoma State University	47.070	26,816	-	NATIONAL SCIENCE FOUNDATION	National Science Foundation	2050978	FF
RSCH RAPID: A Virtual Reality simulator to train first responders involved in health care efforts relat	47.070	26,774	-	NATIONAL SCIENCE FOUNDATION	National Science Foundation	2028077	FF
RSCH Element: Data: Enabling Data Interoperability for NSF Archives of High-Rate Real-Time GPS and	47.070	24,577	-	NATIONAL SCIENCE FOUNDATION	National Science Foundation	1835371	FF
RSCH CNS Core: Small: Non-contact Monitoring of Respiration and Hart Rates Through Light-waive Sei	47.070	22,653	-	NATIONAL SCIENCE FOUNDATION	National Science Foundation	2008556	FF
RSCH Eager: Us Ignite: A Gigabit Network And Cyber-Physical Framework For Adv Manufac	47.070	14,579	-	NATIONAL SCIENCE FOUNDATION	National Science Foundation	1447237	FF
RSCH RET Site: Research Experiences in Big Data and Machine/Deep Learning for Oklahoma STEM Ti	47.070	10,975	-	NATIONAL SCIENCE FOUNDATION	National Science Foundation	2055557	FF
RSCH Eager: Us Ignite: A Gigabit Network And Cyber-Physical Framework For Adv Manufac	47.070	10,512	-	NATIONAL SCIENCE FOUNDATION	National Science Foundation	1447237	FF

RSCH Digitization TCN: Collaborative: American Crossroads: Digitizing the Vascular Flora of the South	47.074	333,879	123,380	NATIONAL SCIENCE FOUNDATION	National Science Foundation	1902085	FF
RSCH MRI: Acquisition of the First 800 MHz NMR Spectrometer with a cryogenically cooled Probe in the	47.074	277,650	-	NATIONAL SCIENCE FOUNDATION	National Science Foundation	1726397	FF
RSCH Collaborative Research: Genetic Comparisons of Abscission Zones in Grasses	47.074	162,210	-	NATIONAL SCIENCE FOUNDATION	National Science Foundation	1938093	FF
RSCH Elucidating the role of the epitranscriptome and co-translational RNA decay on adaptation to abio	47.074	159,285	-	NATIONAL SCIENCE FOUNDATION	University Of Pennsylvania	1849708 PASS THRU 577419	PF
RSCH Assembly and Function of the Cymbacterial Photosystem II Complex	47.074	146,055	-	NATIONAL SCIENCE FOUNDATION	National Science Foundation	1716408	FF
RSCH Collaborative Research: RoL: The Rules of Life Were Made to Be Broke – Connecting Physiology	47.074	145,803	-	NATIONAL SCIENCE FOUNDATION	National Science Foundation	1930736	FF
RSCH Molecular Dissection Of The Stenofolia Transcriptional Network Controlling Leaf	47.074	102,687	-	NATIONAL SCIENCE FOUNDATION	National Science Foundation	1354422	FF
RSCH RII Track-2 FEC: Building Field-based Ecophysiological Genome-to-Phenome Prediction	47.074	80,040	-	NATIONAL SCIENCE FOUNDATION	Kansas State University	OIA-1826820 PASS THRU S19024	PF
RSCH IRE1/Zfp60 Pathway suppression of plant virus infection	47.074	74,566	-	NATIONAL SCIENCE FOUNDATION	Texas A&M University	1759034 PASS THRU M1803273	PF
RSCH Collaborative Research: BEE: Discovery and characterization of novel microbial lineages in an ea	47.074	72,732	-	NATIONAL SCIENCE FOUNDATION	National Science Foundation	2016423	FF
RSCH Collaborative Research: Understanding Large-Scale Patterns of Ecomorph Evolution	47.074	72,182	-	NATIONAL SCIENCE FOUNDATION	National Science Foundation	1655812	FF
RSCH PurSUIT: Discovery, characterization, and elucidation of the global patterns and determinants of a	47.074	63,323	-	NATIONAL SCIENCE FOUNDATION	National Science Foundation	2029478	FF
RSCH GOLIFE: collaborative Research: Integrative genealogy, ecology and phenomics of deltocephalin	47.074	55,972	-	NATIONAL SCIENCE FOUNDATION	National Science Foundation	1639463	FF
RSCH RII Track-2 FEC: Building Field-Based Ecophysiological Genome-to-Phenome Prediction	47.074	52,596	-	NATIONAL SCIENCE FOUNDATION	Kansas State University	OIA-1826820 PASS THRU S19024	PF
RSCH Collaborative Research: Phylogenomics & Evolutionary History of Neocallimastigomycota	47.074	42,632	-	NATIONAL SCIENCE FOUNDATION	National Science Foundation	1557102	FF
RSCH RII Track-2 FEC: Building Field-Based Ecophysiological Genome-to-Phenome Prediction	47.074	40,289	-	NATIONAL SCIENCE FOUNDATION	Kansas State University	OIA-1826820 PASS THRU S19024	PF
RSCH Collaborative Research: How to Live on a (carbon and water) Budget: Tree Investment in Chemic	47.074	36,881	-	NATIONAL SCIENCE FOUNDATION	National Science Foundation	1755345	FF
RSCH PurSUIT: Discovery, characterization, and elucidation of the global patterns and determinants of a	47.074	36,628	-	NATIONAL SCIENCE FOUNDATION	National Science Foundation	2029478	FF
RSCH Collaborative Research: Ecomorphological Diversification and the Origin of Phenotypic Disparity i	47.074	31,352	-	NATIONAL SCIENCE FOUNDATION	National Science Foundation	1754659	FF
RSCH Assembly and Function of the Cymbacterial Photosystem II Complex	47.074	29,958	-	NATIONAL SCIENCE FOUNDATION	National Science Foundation	1716408	FF
RSCH EAGER: Combining Elemental and Biochemical Measures of Prey to Improve Predictions of Trop	47.074	20,047	-	NATIONAL SCIENCE FOUNDATION	National Science Foundation	1838988	FF
RSCH CAREER: Macroevolutionary Biomechanics: Integrating Morphology, Mechanical Modeling, and	47.074	15,316	-	NATIONAL SCIENCE FOUNDATION	National Science Foundation	1942893	FF
RSCH Lter VII Long-Term Research On Grasslandynamics	47.074	14,699	-	NATIONAL SCIENCE FOUNDATION	Kansas State University	1440484 PASS THRU S15106	PF
RSCH Collaborative Research: Understanding Large-Scale Patterns of Ecomorph Evolution	47.074	7,457	-	NATIONAL SCIENCE FOUNDATION	National Science Foundation	1655812	FF
RSCH Assembly and Function of the Cymbacterial Photosystem II Complex	47.074	6,847	-	NATIONAL SCIENCE FOUNDATION	National Science Foundation	1716408	FF
RSCH Can Hundreds of Unlinked Loci Resolve Recent Rapid Radiations of Plant Species	47.074	6,575	-	NATIONAL SCIENCE FOUNDATION	National Science Foundation	1457510	FF
RSCH Epigenetic Effects of Brain and Behavior: Testing the Role of Imprinted Genes	47.074	5,789	-	NATIONAL SCIENCE FOUNDATION	University Of California Riverside	1936394 PASS THRU S-001157	PF
RSCH Epigenetic Effects of Brain and Behavior: Testing the Role of Imprinted Genes	47.074	5,751	-	NATIONAL SCIENCE FOUNDATION	University Of California Riverside	1936394 PASS THRU S-001157	PF
RSCH ABI Developmnet: A Genomic Data Mining Resource to Accelerate Genome-to-Phenome Discov	47.074	4,884	-	NATIONAL SCIENCE FOUNDATION	University of Missouri	1759896 PASS THRU C00060486-1	PF
RSCH Collaborative Research: Genetic Comparisons of Abscission Zones in Grasses	47.074	4,092	-	NATIONAL SCIENCE FOUNDATION	National Science Foundation	1938093	FF
RSCH The Influence of the Prey Physiological Stress Response on Predator-Prey Interactions	47.074	1,047	-	NATIONAL SCIENCE FOUNDATION	Univ Of Michigan	1557831 PASS THRU 3004091088	PF
RSCH Epigenetic Effects of Brain and Behavior: Testing the Role of Imprinted Genes	47.074	787	-	NATIONAL SCIENCE FOUNDATION	National Science Foundation	1558109	FF
RSCH Supporting American Grad Students And Postdocs - Royal Society Scientific Meet	47.074	687	-	NATIONAL SCIENCE FOUNDATION	National Science Foundation	1439461	FF
RSCH EAGER: Elucidation of the Structure Glomalin Protein Produced by Root-Associated Soil Fungi	47.074	(93)	-	NATIONAL SCIENCE FOUNDATION	National Science Foundation	1649441	FF
RSCH Collaborative Research: Genetic Comparisons of Abscissions Zones in Grasses	47.074	(847)	-	NATIONAL SCIENCE FOUNDATION	National Science Foundation	1557640	FF
RSCH How Migration, Resources, and Ethnicity Shaped Female Fertility	47.075	26,314	-	NATIONAL SCIENCE FOUNDATION	National Science Foundation	1632878	FF
RSCH Collaborative Research: Paleoclimatic and Paleoenvironmental Characterization of Early Pleistoc	47.075	361	-	NATIONAL SCIENCE FOUNDATION	National Science Foundation	1851620	FF
RSCH Louis Stokes STEM Pathways and Research Alliance: OK-LSAMP Alliance Phase VI	47.076	462,293	186,219	NATIONAL SCIENCE FOUNDATION	National Science Foundation	1911370	FF
RSCH The Mathematical Inquiry Project: Faculty Instructional Change for Enhanced Student Learning a	47.076	293,337	-	NATIONAL SCIENCE FOUNDATION	National Science Foundation	1821545	FF
RSCH Enhancing the Capacity for Rural Libraries to Engage the Public in Drought Science, Monitoring, i	47.076	199,084	8,099	NATIONAL SCIENCE FOUNDATION	National Science Foundation	1811506	FF
RSCH OK-LSAMP	47.076	142,217	186,103	NATIONAL SCIENCE FOUNDATION	National Science Foundation	1408748	FF
RSCH Bridge to the Doctorate: OK-LSAMP Cohort 9-Building Sustained Communities to Diversify the Gr	47.076	104,499	104,499	NATIONAL SCIENCE FOUNDATION	National Science Foundation	1702495	FF
RSCH One Community, One Challenge: Pop-Up STEAM Studios	47.076	79,216	6,833	NATIONAL SCIENCE FOUNDATION	National Science Foundation	1906473	FF
RSCH Louis Stokes STEM Pathways and Research Alliance: OK-LSAMP Alliance Phase VI	47.076	67,885	-	NATIONAL SCIENCE FOUNDATION	National Science Foundation	1911370	FF
RSCH Louis Stokes STEM Pathways and Research Alliance: OK-LSAMP Alliance Phase VI	47.076	66,100	-	NATIONAL SCIENCE FOUNDATION	National Science Foundation	1911370	FF
RSCH FW-HTF-P: Robotic Health Assistants: A New Human-Machine Partnership in Home Healthcare	47.076	62,760	17,369	NATIONAL SCIENCE FOUNDATION	National Science Foundation	1928711	FF
RSCH Enhancing the Capacity for Rural Libraries to Engage the Public in Drought Science, Monitoring, i	47.076	57,799	-	NATIONAL SCIENCE FOUNDATION	National Science Foundation	1811506	FF
RSCH NSF ATE Power Plant Curriculum Redesign	47.076	52,047	-	NATIONAL SCIENCE FOUNDATION	National Science Foundation	1955896	FF
RSCH Transitioning Students to Teacher-Researchers (TSTR)	47.076	48,865	-	NATIONAL SCIENCE FOUNDATION	National Science Foundation	1725714	FF
RSCH SaTc: EDU: Collaborative: Personalized Cybersecurity Education and Training	47.076	48,344	-	NATIONAL SCIENCE FOUNDATION	National Science Foundation	1918591	FF
RSCH NSF GRFP	47.076	39,946	-	NATIONAL SCIENCE FOUNDATION	National Science Foundation	1746055	FF
RSCH NSF GRFP	47.076	39,906	-	NATIONAL SCIENCE FOUNDATION	National Science Foundation	1746055	FF
RSCH NSF GRFP	47.076	37,704	-	NATIONAL SCIENCE FOUNDATION	National Science Foundation	1746055	FF
RSCH The Mathematical Inquiry Project: Faculty Instructional Change for Enhanced Student Learning a	47.076	32,535	-	NATIONAL SCIENCE FOUNDATION	National Science Foundation	1821545	FF
RSCH Transitioning Students to Teacher-Researchers (TSTR)	47.076	20,051	-	NATIONAL SCIENCE FOUNDATION	National Science Foundation	1725714	FF
RSCH Collaborative Research: Investigating Student Learning and Sense-Making from Instructional Cal	47.076	19,983	-	NATIONAL SCIENCE FOUNDATION	National Science Foundation	1710377	FF
RSCH Cohort 8 Bridge to the Doctorate	47.076	16,092	-	NATIONAL SCIENCE FOUNDATION	National Science Foundation	1612560	FF
RSCH SaTc: EDU: Collaborative: Personalized Cybersecurity Education and Training	47.076	12,524	-	NATIONAL SCIENCE FOUNDATION	National Science Foundation	1918591	FF
RSCH FW-HTF-P: Robotic Health Assistants: A New Human-Machine Partnership in Home Healthcare	47.076	11,887	-	NATIONAL SCIENCE FOUNDATION	National Science Foundation	1928711	FF
RSCH Cohort 8 Bridge to the Doctorate	47.076	10,941	-	NATIONAL SCIENCE FOUNDATION	National Science Foundation	1612560	FF
RSCH SaTc: EDU: Collaborative: Personalized Cybersecurity Education and Training	47.076	10,463	-	NATIONAL SCIENCE FOUNDATION	National Science Foundation	1918591	FF
RSCH NSF GRFP	47.076	6,081	-	NATIONAL SCIENCE FOUNDATION	National Science Foundation	1746055	FF
RSCH Inclusive Biologists Exploring Active Research with Students BEARS	47.076	4,693	-	NATIONAL SCIENCE FOUNDATION	Baylor Univ	2040595 PASS THRU 1001131-02	PF
RSCH Oklahoma State University Mathematics and Science Robert Noyce Scholarships	47.076	2,740	-	NATIONAL SCIENCE FOUNDATION	National Science Foundation	1439898	FF
RSCH Oklahoma State University Mathematics and Science Robert Noyce Scholarships	47.076	1,000	-	NATIONAL SCIENCE FOUNDATION	National Science Foundation	1439898	FF
RSCH Engaging Native American Students in STEM Career Development Through a Culturally-Respons	47.076	524	-	NATIONAL SCIENCE FOUNDATION	National Science Foundation	2048987	FF
RSCH Enhancing the Capacity for Rural Libraries to Engage the Public in Drought Science, Monitoring, i	47.076	158	-	NATIONAL SCIENCE FOUNDATION	National Science Foundation	1811506	FF
RSCH Transitioning Students to Teacher-Researchers (TSTR)	47.076	122	-	NATIONAL SCIENCE FOUNDATION	National Science Foundation	1725714	FF
RSCH OK-LSAMP	47.076	-	-	NATIONAL SCIENCE FOUNDATION	National Science Foundation	1408748	FF
RSCH NSF GRFP	47.076	(131)	-	NATIONAL SCIENCE FOUNDATION	National Science Foundation	1746055	FF
RSCH Oklahoma State University Mathematics and Science Robert Noyce Scholarships	47.076	(5,000)	-	NATIONAL SCIENCE FOUNDATION	National Science Foundation	1439898	FF
RSCH OK-LSAMP	47.076	(10,434)	-	NATIONAL SCIENCE FOUNDATION	National Science Foundation	1408748	FF
RSCH PIRE: Neural Mechanisms of Reward and Decision	47.079	38,538	-	NATIONAL SCIENCE FOUNDATION	University of Puerto Rico	OISE-1545803 PASS THRU 2016	PF
RSCH RII Track-2 FEC: Unmanned Aircraft System for Atmospheric Physics	47.079	4,309	-	NATIONAL SCIENCE FOUNDATION	National Science Foundation	1539070	FF
RSCH RII Track 1: Socially Sustainable Solutions for Water, Carbon, and Infrastructure Resilience in OK	47.083	411,092	-	NATIONAL SCIENCE FOUNDATION	National Science Foundation	1946093	FF
RSCH RII Track 1: Socially Sustainable Solutions for Water, Carbon, and Infrastructure Resilience in OK	47.083	237,683	225,283	NATIONAL SCIENCE FOUNDATION	National Science Foundation	1946093	FF
RSCH RII Track-2 FEC: Marshaling Diverse Big Data Streams to Understand Risk of Tick-borne Disease	47.083	164,364	-	NATIONAL SCIENCE FOUNDATION	University Of Kansas Center For Research Inc	1920946 PASS THRU FY2020-022	PF
RSCH RII Track-2 FEC: Systems genetics studies on rice genomes for analysis of grain yield and qualit	47.083	157,776	-	NATIONAL SCIENCE FOUNDATION	University of Arkansas	1826836 PASS THRU UA2020-102	PF
RSCH RII Track 1: Socially Sustainable Solutions for Water, Carbon, and Infrastructure Resilience in OK	47.083	141,599	-	NATIONAL SCIENCE FOUNDATION	National Science Foundation	1946093	FF
RSCH RII Track 1: Socially Sustainable Solutions for Water, Carbon, and Infrastructure Resilience in OK	47.083	131,100	-	NATIONAL SCIENCE FOUNDATION	National Science Foundation	1946093	FF
RSCH EPSCoR - Adapting Socio-Ecological Systems to Increased Climate Variability	47.083	102,885	100,000	NATIONAL SCIENCE FOUNDATION	National Science Foundation	1301789	FF
RSCH RII Track 1: Socially Sustainable Solutions for Water, Carbon, and Infrastructure Resilience in OK	47.083	84,767	-	NATIONAL SCIENCE FOUNDATION	National Science Foundation	1946093	FF
RSCH RII Track 1: Socially Sustainable Solutions for Water, Carbon, and Infrastructure Resilience in OK	47.083	83,178	70,778	NATIONAL SCIENCE FOUNDATION	National Science Foundation	1946093	FF
RSCH RII Track 1: Socially Sustainable Solutions for Water, Carbon, and Infrastructure Resilience in OK	47.083	82,925	70,525	NATIONAL SCIENCE FOUNDATION	National Science Foundation	1946093	FF
RSCH RII Track 1: Socially Sustainable Solutions for Water, Carbon, and Infrastructure Resilience in OK	47.083	80,721	68,321	NATIONAL SCIENCE FOUNDATION	National Science Foundation	1946093	FF
RSCH RII Track 1: Socially Sustainable Solutions for Water, Carbon, and Infrastructure Resilience in OK	47.083	78,977	-	NATIONAL SCIENCE FOUNDATION	National Science Foundation	1946093	FF
RSCH RII Track 1: Socially Sustainable Solutions for Water, Carbon, and Infrastructure Resilience in OK	47.083	76,585	64,185	NATIONAL SCIENCE FOUNDATION	National Science Foundation	1946093	FF

RSCH RII Track 1: Socially Sustainable Solutions for Water, Carbon, and Infrastructure Resilience in OK	47.083	66,203	53,803	NATIONAL SCIENCE FOUNDATION	National Science Foundation	1946093	FF
RSCH RII Track 1: Socially Sustainable Solutions for Water, Carbon, and Infrastructure Resilience in OK	47.083	64,018	-	NATIONAL SCIENCE FOUNDATION	National Science Foundation	1946093	FF
RSCH RII Track 4: Non-Reciprocal Spring-Wave Engineering in Chiral Magnets	47.083	63,306	-	NATIONAL SCIENCE FOUNDATION	National Science Foundation	1929086	FF
RSCH RII Track 1: Socially Sustainable Solutions for Water, Carbon, and Infrastructure Resilience in OK	47.083	60,448	-	NATIONAL SCIENCE FOUNDATION	National Science Foundation	1946093	FF
RSCH EPSCoR - Adapting Socio-Ecological Systems to Increased Climate Variability	47.083	60,347	60,347	NATIONAL SCIENCE FOUNDATION	National Science Foundation	1301789	FF
RSCH RII Track 1: Socially Sustainable Solutions for Water, Carbon, and Infrastructure Resilience in OK	47.083	56,190	43,790	NATIONAL SCIENCE FOUNDATION	National Science Foundation	1946093	FF
RSCH RII Track 1: Socially Sustainable Solutions for Water, Carbon, and Infrastructure Resilience in OK	47.083	53,934	-	NATIONAL SCIENCE FOUNDATION	National Science Foundation	1946093	FF
RSCH RII Track 1: Socially Sustainable Solutions for Water, Carbon, and Infrastructure Resilience in OK	47.083	38,182	-	NATIONAL SCIENCE FOUNDATION	National Science Foundation	1946093	FF
RSCH RII Track 1: Socially Sustainable Solutions for Water, Carbon, and Infrastructure Resilience in OK	47.083	35,839	-	NATIONAL SCIENCE FOUNDATION	National Science Foundation	1946093	FF
RSCH RII Track 1: Socially Sustainable Solutions for Water, Carbon, and Infrastructure Resilience in OK	47.083	35,404	-	NATIONAL SCIENCE FOUNDATION	National Science Foundation	1946093	FF
RSCH RII Track-4: Exploiting Thermoacoustic Assonance to Enrich Multifunctional Meta-Structures	47.083	32,768	-	NATIONAL SCIENCE FOUNDATION	National Science Foundation	2033399	FF
RSCH EPSCoR - Adapting Socio-Ecological Systems to Increased Climate Variability	47.083	32,043	-	NATIONAL SCIENCE FOUNDATION	National Science Foundation	1301789	FF
RSCH RII Track 1: Socially Sustainable Solutions for Water, Carbon, and Infrastructure Resilience in OK	47.083	23,979	-	NATIONAL SCIENCE FOUNDATION	National Science Foundation	1946093	FF
RSCH RII Track 1: Socially Sustainable Solutions for Water, Carbon, and Infrastructure Resilience in OK	47.083	22,197	-	NATIONAL SCIENCE FOUNDATION	National Science Foundation	1946093	FF
RSCH RII Track 1: Socially Sustainable Solutions for Water, Carbon, and Infrastructure Resilience in OK	47.083	19,994	13,365	NATIONAL SCIENCE FOUNDATION	National Science Foundation	1946093	FF
RSCH RII Track 1: Socially Sustainable Solutions for Water, Carbon, and Infrastructure Resilience in OK	47.083	16,796	-	NATIONAL SCIENCE FOUNDATION	National Science Foundation	1946093	FF
RSCH RII Track 1: Socially Sustainable Solutions for Water, Carbon, and Infrastructure Resilience in OK	47.083	15,938	10,654	NATIONAL SCIENCE FOUNDATION	National Science Foundation	1946093	FF
RSCH RII Track 1: Socially Sustainable Solutions for Water, Carbon, and Infrastructure Resilience in OK	47.083	14,431	-	NATIONAL SCIENCE FOUNDATION	National Science Foundation	1946093	FF
RSCH EPSCoR - Adapting Socio-Ecological Systems to Increased Climate Variability	47.083	14,281	-	NATIONAL SCIENCE FOUNDATION	National Science Foundation	1301789	FF
RSCH RII Track 1: Socially Sustainable Solutions for Water, Carbon, and Infrastructure Resilience in OK	47.083	11,213	-	NATIONAL SCIENCE FOUNDATION	National Science Foundation	1946093	FF
RSCH RII Track 1: Socially Sustainable Solutions for Water, Carbon, and Infrastructure Resilience in OK	47.083	10,586	-	NATIONAL SCIENCE FOUNDATION	National Science Foundation	1946093	FF
RSCH RII Track 1: Socially Sustainable Solutions for Water, Carbon, and Infrastructure Resilience in OK	47.083	7,992	-	NATIONAL SCIENCE FOUNDATION	National Science Foundation	1946093	FF
RSCH RII Track 1: Socially Sustainable Solutions for Water, Carbon, and Infrastructure Resilience in OK	47.083	7,480	-	NATIONAL SCIENCE FOUNDATION	National Science Foundation	1946093	FF
RSCH RII Track 1: Socially Sustainable Solutions for Water, Carbon, and Infrastructure Resilience in OK	47.083	6,732	-	NATIONAL SCIENCE FOUNDATION	National Science Foundation	1946093	FF
RSCH RII Track 1: Socially Sustainable Solutions for Water, Carbon, and Infrastructure Resilience in OK	47.083	5,995	-	NATIONAL SCIENCE FOUNDATION	National Science Foundation	1946093	FF
RSCH RII Track-4: Exploiting Thermoacoustic Assonance to Enrich Multifunctional Meta-Structures	47.083	1,778	-	NATIONAL SCIENCE FOUNDATION	National Science Foundation	2033399	FF
RSCH EPSCoR - Adapting Socio-Ecological Systems to Increased Climate Variability	47.083	263	-	NATIONAL SCIENCE FOUNDATION	National Science Foundation	1301789	FF
TOTAL NATIONAL SCIENCE FOUNDATION		10,697,520	1,515,611				

SMALL BUSINESS ADMINISTRATION

RSCH FAPC SBDC Service Center	59.037	-	-	SMALL BUSINESS ADMINISTRATION	Southeastern Oklahoma State University OKSB SBAHQ20B0066 PASS THRU 2020160011		SF
TOTAL SMALL BUSINESS ADMINISTRATION		-	-				

ENVIRONMENTAL PROTECTION AGENCY

RSCH Develop a Watershed Based Plan for Lake Hudson	66.460	27,942	-	ENVIRONMENTAL PROTECTION AGENCY	Oklahoma Conservation Commission	C9-996100-17 PASS THRU 543	SF
RSCH Developing Multiple Indicators of West Meadow Quality	66.461	68,057	-	ENVIRONMENTAL PROTECTION AGENCY	U.S. Environmental Protection Agency	97770501	FF
RSCH Validation of the Oklahoma Rapid Assessment Method (OKRAM)	66.461	40,692	18,875	ENVIRONMENTAL PROTECTION AGENCY	Office of the Secretary of the Environment and	ICD-01F39401 PASS THRU OSEE FY17 WETLANDS PROGRAM	SF
RSCH Improving Wetland Maps for Floodplains of the Canadian and Arkansas Rivers and Associated Ti	66.461	32,206	-	ENVIRONMENTAL PROTECTION AGENCY	Oklahoma Conservation Commission	01F66601 PASS THRU OCC ID #582	SF
RSCH Development of a Guidebook and Conducting Training for Oklahoma Rapid Assessment Method	66.461	20,799	-	ENVIRONMENTAL PROTECTION AGENCY	Office of the Secretary of the Environment and	ICD-01F81801 PASS THRU CD-01F81801	SF
RSCH Oxbow System Assessment & Protocol Development - Phase III	66.461	159	-	ENVIRONMENTAL PROTECTION AGENCY	Oklahoma Water Resources Board	CD00F42801 PASS THRU OXBOW SYSTEM ASSESSMENT	SF
RSCH Recovery and Reuse of Plant Nutrients for Harmful Algal Bloom	66.509	56,314	-	ENVIRONMENTAL PROTECTION AGENCY	U.S. Environmental Protection Agency	84008501	FF
RSCH Solar-Energy-Combined Desalination Systems	66.516	4,971	-	ENVIRONMENTAL PROTECTION AGENCY	U.S. Environmental Protection Agency	84014701	FF
RSCH Solar-Energy-Combined Desalination Systems	66.516	2,368	-	ENVIRONMENTAL PROTECTION AGENCY	U.S. Environmental Protection Agency	84014701	FF
RSCH P3 Award: Decreasing the Energy Use in Wastewater Treatment	66.516	(3,356)	-	ENVIRONMENTAL PROTECTION AGENCY	U.S. Environmental Protection Agency	83949001	FF
TOTAL ENVIRONMENTAL PROTECTION AGENCY		250,152	18,875				

DEPARTMENT OF ENERGY

RSCH Analysis of Bacterial Survivors After Countermeasure Treatment	81.000	574,229	-	DEPARTMENT OF ENERGY	Lawrence Livermore National Lab	DEAC5207NA27344 PASS THRU B641060	PF
RSCH Design, Prototyping, and Production of Flexible Cables for Barrel and Endcap Disks in the Upgra	81.000	227,745	-	DEPARTMENT OF ENERGY	Brookhaven Science Associates Llc	DE-SC0012704 PASS THRU 358567	PF
RSCH Serial Powering for the Upgraded ITK Pixel Detector	81.000	223,257	-	DEPARTMENT OF ENERGY	Brookhaven Science Associates Llc	DE-SC0012704 PASS THRU CONTRACT 323429	PF
RSCH R&D For The Atlas Pixel Detector Upgrade	81.000	84,596	-	DEPARTMENT OF ENERGY	Brookhaven Science Associates Llc	DE-AC02-98CH10886 PASS THRU CONTRACT 281871	PF
RSCH Investigate and Implement Flexible and Fast g-function Calculation Methods to Support Automate	81.000	64,795	-	DEPARTMENT OF ENERGY	Ut Battelle Llc	DEAC05000R22725 PASS THRU 4000172676	PF
RSCH Research and Sounding Rockets	81.000	46,197	-	DEPARTMENT OF ENERGY	Honeywell Federal Manufacturing & Technologi	DENA0002839 PASS THRU N000339527	PF
RSCH New Sounding Rocket Tech	81.000	31,086	-	DEPARTMENT OF ENERGY	Honeywell Federal Manufacturing & Technologi	DENA0002839 PASS THRU PO N000390238	PF
RSCH EnergyPlus Whole-Building Energy Modeling and Simulation Software Development	81.000	29,316	-	DEPARTMENT OF ENERGY	Alliance for Sustainable Energy Llc	DEAC3608GO28308 PASS THRU SUB-2021-10491	PF
RSCH Electrical and DAQ Tests of the Innermost Tracking System	81.000	22,012	-	DEPARTMENT OF ENERGY	Brookhaven National Laboratory	DESC0012704 PASS THRU 386686	PF
RSCH Model Building and Phenomenology of Non-Standard Neutrino Interactions and Short Baseline A	81.000	18,771	-	DEPARTMENT OF ENERGY	Fermi Research Alliance Llc	DEAC0207CH11359 PASS THRU 670341	PF
RSCH Serial Powering for the Upgraded ITK Pixel Detector	81.000	4,186	-	DEPARTMENT OF ENERGY	Brookhaven Science Associates Llc	DE-SC0012704 PASS THRU CONTRACT 323429	PF
RSCH FORGE Drilling Data Evaluation OSU-SNL	81.000	3,861	-	DEPARTMENT OF ENERGY	National Technology and Engineering Solutions	DENA0003525 PASS THRU PO2261973	PF
RSCH Comprehensive Approach Towards Non-Standard Interactions in the Neutrino Sector	81.000	1,435	-	DEPARTMENT OF ENERGY	Fermi Research Alliance Llc	DE-AC02-07CH11359 PASS THRU 654185	PF
RSCH Investigate and Implement Flexible and Fast g-function Calculation Methods to Support Automate	81.000	364	-	DEPARTMENT OF ENERGY	Ut Battelle Llc	DEAC05000R22725 PASS THRU 4000172676	PF
RSCH OSU Printed Wiring Board Modification	81.000	327	-	DEPARTMENT OF ENERGY	Honeywell Federal Manufacturing & Technologi	DENA0002839 PASS THRU OSU PRINTED WIRING BOARD MODIF	PF
RSCH Testing of the Serial Powering System Design	81.000	(5,236)	-	DEPARTMENT OF ENERGY	Brookhaven Science Associates Llc	DE-SC0012704 PASS THRU 351627	PF
RSCH R&D For The Atlas Pixel Detector Upgrade	81.000	(6,702)	-	DEPARTMENT OF ENERGY	Brookhaven Science Associates Llc	DE-AC02-98CH10886 PASS THRU CONTRACT 281871	PF
RSCH Research Rockets	81.000	(9,655)	-	DEPARTMENT OF ENERGY	Honeywell Federal Manufacturing & Technologi	DE-NA0002839 PASS THRU N000293740	PF
RSCH Theoretical Research in Weak, Electromagnetic & Strong Interactions	81.049	260,824	-	ENERGY, DEPARTMENT OF	U.S. Department of Energy	DESC0016013	FF
RSCH Unravelling Genetic Regulatory Circuits Integrating The Light & Dark	81.049	202,348	-	ENERGY, DEPARTMENT OF	U.S. Department of Energy	DEF0208ER15968	FF
RSCH Theoretical Research in Weak, Electromagnetic & Strong Interactions	81.049	177,122	-	ENERGY, DEPARTMENT OF	U.S. Department of Energy	DESC0016013	FF
RSCH Theoretical Research in Weak, Electromagnetic & Strong Interactions	81.049	165,025	-	ENERGY, DEPARTMENT OF	U.S. Department of Energy	DESC0016013	FF
RSCH Physics-reinforced Machine Learning Algorithms for Multiscale Closure Model Discovery	81.049	108,065	-	ENERGY, DEPARTMENT OF	U.S. Department of Energy	DE-SC0019290	FF
RSCH Elucidating the Link Between Alkali Metal Ions and Reaction-Transport Mechanisms in Cathode E	81.049	87,472	-	ENERGY, DEPARTMENT OF	U.S. Department of Energy	DESC0021251	FF
RSCH Theoretical Research in Weak, Electromagnetic & Strong Interactions	81.049	19,373	-	ENERGY, DEPARTMENT OF	U.S. Department of Energy	DESC0016013	FF
RSCH Unravelling Genetic Regulatory Circuits Integrating The Light & Dark	81.049	2,235	-	ENERGY, DEPARTMENT OF	U.S. Department of Energy	DEF0208ER15968	FF
RSCH Efficient and Cost-Effective Enzymatic Conversion of Lignocellulose Feedstock to Useful Bioprod	81.049	565	-	ENERGY, DEPARTMENT OF	InnoSense Llc	DESC0021457 PASS THRU Efficient and Cost-Effective E	PF
RSCH Climate adaptation and sustainability in switchgrass: exploring plant-microbe-soil interaction acro	81.049	(4,188)	-	ENERGY, DEPARTMENT OF	University of Texas at Austin	DESC0014156 PASS THRU UTA16000280	PF
RSCH Theoretical Research in Weak, Electromagnetic & Strong Interactions	81.049	(42,262)	-	ENERGY, DEPARTMENT OF	U.S. Department of Energy	DESC0016013	FF
RSCH Real-Time Drilling Optimization System for improved Overall Rate of Penetration and Reduced Ci	81.087	447,348	157,695	ENERGY, DEPARTMENT OF	U.S. Department of Energy	DE-EE0008603	FF
RSCH Reinforced Recycled Polymer Composites (RRPC)	81.087	121,215	-	ENERGY, DEPARTMENT OF	Sustainable Manufacturing Innovation Alliance	DEEE0007897 PASS THRU SA-19-27	PF
RSCH Reinforced Recycled Polymer Composites (RRPC)	81.087	114,872	-	ENERGY, DEPARTMENT OF	Sustainable Manufacturing Innovation Alliance	DEEE0007897 PASS THRU SA-19-27	PF
RSCH Distributed Protection and Restoration Schemes for Integration of Large-Scale Solar PV Installat	81.087	23,395	-	ENERGY, DEPARTMENT OF	University of Oklahoma	DEEE0008772 PASS THRU 2020-41	SF
RSCH Reinforced Recycled Polymer Composites (RRPC)	81.087	9,555	-	ENERGY, DEPARTMENT OF	Sustainable Manufacturing Innovation Alliance	DEEE0007897 PASS THRU SA-19-27	PF
RSCH Field Evaluation of the Caney Shale as an Emerging Unconventional Play, Southern Oklahoma	81.089	1,399,598	447,547	ENERGY, DEPARTMENT OF	U.S. Department of Energy	DEFE0031776	FF
RSCH Field Evaluation of the Caney Shale as an Emerging Unconventional Play, Southern Oklahoma	81.089	677,177	217,978	ENERGY, DEPARTMENT OF	U.S. Department of Energy	DEFE0031776	FF
RSCH Large-Volume Stimulation of Rock for Greatly Enhanced Fluids Recovery Using Targeted Stress	81.089	390,603	125,058	ENERGY, DEPARTMENT OF	U.S. Department of Energy	DE-FE0031777	FF
RSCH Field Evaluation of the Caney Shale as an Emerging Unconventional Play, Southern Oklahoma	81.089	196,080	204,227	ENERGY, DEPARTMENT OF	U.S. Department of Energy	DEFE0031776	FF
RSCH Southeastern Regional Carbon Sequestration Partnership: Phase IV	81.089	64,650	-	ENERGY, DEPARTMENT OF	Southern States Energy Board	DEFE0031830 PASS THRU SSEBSECARBUSA931OSU2020001	PF
RSCH Southeastern Regional Carbon Sequestration Partnership: Phase IV	81.089	42,736	-	ENERGY, DEPARTMENT OF	Southern States Energy Board	DEFE0031830 PASS THRU SSEBSECARBUSA931OSU2020001	PF

RSCH SECARB-Offshore: A partnership for Offshore Carbon Storage - Resources and Technology Dev	81.089	38,752	-	ENERGY, DEPARTMENT OF	Southern States Energy Board	DEFE0031557 PASS THRU SSEBSOFF921OSU2018001	PF
RSCH Establishing an Early CO2 Storage Complex in Kemper County, Mississippi	81.089	21,797	-	ENERGY, DEPARTMENT OF	Southern States Energy Board	DEFE0031888 PASS THRU SSEE-EC0253-981-OSU-2020-000	PF
RSCH Southeastern Regional Carbon Sequestration Partnership: Phase IV	81.089	8,207	-	ENERGY, DEPARTMENT OF	Southern States Energy Board	DEFE0031830 PASS THRU SSEBSSECARBUSA931OSU2020001	PF
RSCH SECARB-Offshore: A partnership for Offshore Carbon Storage - Resources and Technology Dev	81.089	7,147	-	ENERGY, DEPARTMENT OF	Southern States Energy Board	DEFE0031557 PASS THRU SSEBSOFF921OSU2018001	PF
RSCH Southeastern Regional Carbon Sequestration Partnership: Phase IV	81.089	3,277	-	ENERGY, DEPARTMENT OF	Southern States Energy Board	DEFE0031830 PASS THRU SSEESECARBUSA931OSU2020001	PF
RSCH Establishing an Early CO2 Storage Complex in Kemper County, Mississippi	81.089	292	-	ENERGY, DEPARTMENT OF	Southern States Energy Board	DEFE0031888 PASS THRU SSEE-EC0253-981-OSU-2020-000	PF
RSCH Southeastern Offshore Storage Assessment Partnership	81.089	(389)	-	ENERGY, DEPARTMENT OF	Southern States Energy Board	DE-FE0026086 PASS THRU SSEBSOSRA981OSUKNAPP2019001	PF
RSCH SECARB-Offshore: A partnership for Offshore Carbon Storage - Resources and Technology Dev	81.089	(27,407)	-	ENERGY, DEPARTMENT OF	Southern States Energy Board	DEFE0031557 PASS THRU SSEBSOFF921OSU2018001	PF
RSCH Southeast Regional Carbon Storage Partnership: Offshore Gulf of Mexico	81.089	(32,364)	-	ENERGY, DEPARTMENT OF	Southern States Energy Board	DE-FE0031557 PASS THRU SSEE-SOFFS-927OSUKNAPP2018001	PF
RSCH Oklahoma State University Industrial Assessment Center	81.117	339,036	109,851	ENERGY, DEPARTMENT OF	U.S. Department of Energy	DEEE0007719	FF
RSCH Establishing validation site for field-level emissions quantification of agricultural bioenergy feedstc	81.135	993,594	475,890	ENERGY, DEPARTMENT OF	U.S. Department of Energy	DEAR0001224	FF
RSCH Establishing validation site for field-level emissions quantification of agricultural bioenergy feedstc	81.135	26,158	-	ENERGY, DEPARTMENT OF	U.S. Department of Energy	DEAR0001224	FF
TOTAL DEPARTMENT OF ENERGY		7,152,492	1,738,246				

DEPARTMENT OF EDUCATION							
RSCH Student Outcomes Evaluation	84.215F	(2,103)	-	EDUCATION, DEPARTMENT OF / OFFICE OF ELEMENTARY AND SECONDARY EDUCATION	Healthy Schools Oklahoma	S215F140060 PASS THRU STUDENT OUTCOMES EVALUATION	PF
TOTAL DEPARTMENT OF EDUCATION		(2,103)	-				

DEPARTMENT OF HEALTH AND HUMAN SERVICES

NATIONAL INSTITUTE OF HEALTH							
RSCH The Effect of Pesticide Exposure on cognitive and Brain Development in Latino Children: PACES	93.113	22,011	-	HEALTH AND HUMAN SERVICES, DEPARTMENT OF / NATIONAL INSTITUTES OF HEALTH	Wake Forest University Health Sciences	R01E5008739 PASS THRU WFUHS550032	PF
RSCH Development of a commercial assay for the rapid and general detection of PFAS in environmental	93.113	39	-	HEALTH AND HUMAN SERVICES, DEPARTMENT OF / NATIONAL INSTITUTES OF HEALTH	Weaver Labs	R43ES030677 PASS THRU RSA FROM Weaver Labs	PF
RSCH Impacts of antiretroviral therapy on oral cavity homeostasis in an FIV animal model	93.121	3,737	-	HEALTH AND HUMAN SERVICES, DEPARTMENT OF / NATIONAL INSTITUTES OF HEALTH	Colorado State University	R21DE029733 PASS THRU G-06129-01	PF
RSCH Prebiotic Activity of Tart Cherry and the Immunoregulation of Bone Homeostasis	93.213	109,599	-	HEALTH AND HUMAN SERVICES, DEPARTMENT OF / NATIONAL INSTITUTES OF HEALTH	National Institutes of Health	R15AT010725	FF
RSCH Prebiotic Activity of Tart Cherry and the Immunoregulation of Bone Homeostasis	93.213	5,247	-	HEALTH AND HUMAN SERVICES, DEPARTMENT OF / NATIONAL INSTITUTES OF HEALTH	National Institutes of Health	R15AT010725	FF
RSCH Prebiotic Activity of Tart Cherry and the Immunoregulation of Bone Homeostasis	93.213	3,327	-	HEALTH AND HUMAN SERVICES, DEPARTMENT OF / NATIONAL INSTITUTES OF HEALTH	National Institutes of Health	R15AT010725	FF
RSCH AIMS Summer Research Training Program T35	93.273	27,607	-	HEALTH AND HUMAN SERVICES, DEPARTMENT OF / NATIONAL INSTITUTES OF HEALTH	National Institutes of Health	T35AA028204	FF
RSCH 3/6 Planning for the HEALThy Early Development Study	93.279	155,760	-	HEALTH AND HUMAN SERVICES, DEPARTMENT OF / NATIONAL INSTITUTES OF HEALTH	National Institutes of Health	R34DA050343	FF
RSCH 3/6 Planning for the HEALThy Early Development Study	93.279	132,843	40,715	HEALTH AND HUMAN SERVICES, DEPARTMENT OF / NATIONAL INSTITUTES OF HEALTH	National Institutes of Health	R34DA050343	FF
RSCH Reducing Alcohol, Tobacco and Drug Use Among Latino Immigrant Youth: A Preliminary Test of	93.279	119,429	-	HEALTH AND HUMAN SERVICES, DEPARTMENT OF / NATIONAL INSTITUTES OF HEALTH	National Institutes of Health	R15DA049232	FF
RSCH Indigenous Pathways of Substance Use and Mental Health Through Early Adulthood	93.279	28,462	-	HEALTH AND HUMAN SERVICES, DEPARTMENT OF / NATIONAL INSTITUTES OF HEALTH	Johns Hopkins University	R01DA039912 PASS THRU 2004540115	PF
RSCH HIV/DRUG Abuse Prev Research Ethics Training Ins	93.279	23,796	-	HEALTH AND HUMAN SERVICES, DEPARTMENT OF / NATIONAL INSTITUTES OF HEALTH	Fordham University	R25DA031608 PASS THRU FORD0051-30290	PF
RSCH 3/6 Planning for the HEALThy Early Development Study	93.279	5,142	-	HEALTH AND HUMAN SERVICES, DEPARTMENT OF / NATIONAL INSTITUTES OF HEALTH	National Institutes of Health	R34DA050343	FF
RSCH Data Sharing Practices and Reproducibility of Addiction Clinical Trials	93.279	2,550	-	HEALTH AND HUMAN SERVICES, DEPARTMENT OF / NATIONAL INSTITUTES OF HEALTH	National Institutes of Health	R15DA049201	FF
RSCH Indigenous Pathways of Substance Use and mental health through Early Adulthood	93.279	(1,525)	-	HEALTH AND HUMAN SERVICES, DEPARTMENT OF / NATIONAL INSTITUTES OF HEALTH	University of Minnesota Duluth	R101DA03991201A1 PASS THRU D005173802	PF
RSCH A 3D Human Tissue-Engineered Lung Model to Study Immune Responses to Respiratory Syncyt	93.286	237,154	-	HEALTH AND HUMAN SERVICES, DEPARTMENT OF / NATIONAL INSTITUTES OF HEALTH	Oklahoma Medical Research Foundation	R01EB025596 PASS THRU 0310-01OSU	PF
RSCH Food Resource Equity and Sustainability for Health or FRESH	93.307	285,477	43,969	HEALTH AND HUMAN SERVICES, DEPARTMENT OF / NATIONAL INSTITUTES OF HEALTH	National Institutes of Health	R01MD011266	FF
RSCH Center for Native American Environmental Health Equity Research	93.307	125,422	-	HEALTH AND HUMAN SERVICES, DEPARTMENT OF / NATIONAL INSTITUTES OF HEALTH	Univ Of New Mexico	P50MD015706 PASS THRU 3R3N7	PF
RSCH CHEERS & NCHART	93.307	92,526	-	HEALTH AND HUMAN SERVICES, DEPARTMENT OF / NATIONAL INSTITUTES OF HEALTH	Washington State Univ	5U54MD011240 PASS THRU 127687 6004026	PF
RSCH CHEERS & NCHART	93.307	18,934	-	HEALTH AND HUMAN SERVICES, DEPARTMENT OF / NATIONAL INSTITUTES OF HEALTH	Washington State Univ	5U54MD011240 PASS THRU 127687 6004026	PF
RSCH Center for Native American Environmental Health Equity Research	93.307	80	-	HEALTH AND HUMAN SERVICES, DEPARTMENT OF / NATIONAL INSTITUTES OF HEALTH	Univ Of New Mexico	P50MD015706 PASS THRU 3R3N7	PF
RSCH Improved Treatment for Zoonotic BV Infections	93.351	57,667	-	HEALTH AND HUMAN SERVICES, DEPARTMENT OF / NATIONAL INSTITUTES OF HEALTH	National Institutes of Health	1R24D02201301	FF
RSCH A Clinic-Based Interdisciplinary Intervention for Parents of Children with Cancer	93.361	25,000	-	HEALTH AND HUMAN SERVICES, DEPARTMENT OF / NATIONAL INSTITUTES OF HEALTH	Children's Hospital Medical Center	R01NR014248 PASS THRU 132514 MOD 9	PF
RSCH Clinic Based Interdisciplinary Intervention for Parents of Children with Cancer	93.361	(1,331)	-	HEALTH AND HUMAN SERVICES, DEPARTMENT OF / NATIONAL INSTITUTES OF HEALTH	Children's Hospital Medical Center	R01NR01424801A1 PASS THRU 132514	PF
RSCH A Clinic-Based Interdisciplinary Intervention for Parents of Children with Cancer	93.361	(7,546)	-	HEALTH AND HUMAN SERVICES, DEPARTMENT OF / NATIONAL INSTITUTES OF HEALTH	Children's Hospital Medical Center	5R01NR014248 PASS THRU 132514	PF
RSCH The Application of a Smartphone Based Smoking Cessation Intervention for Socioeconomically D	93.393	261,609	-	HEALTH AND HUMAN SERVICES, DEPARTMENT OF / NATIONAL INSTITUTES OF HEALTH	OU Health Sciences Center	R01CA221819-01A1 PASS THRU RS20180699-02	SF
RSCH Cherokee Nation/OSU and Stephenson Cancer Center Collaborative Partnership for Cancer Res	93.393	42,353	-	HEALTH AND HUMAN SERVICES, DEPARTMENT OF / NATIONAL INSTITUTES OF HEALTH	Cherokee Nation	P20CA253255 PASS THRU CHEROKEE NATION/OSU AND STEPHE	PF
RSCH Cherokee Nation/OSU and Stephenson Cancer Center Collaborative Partnership for Cancer Res	93.393	18,909	-	HEALTH AND HUMAN SERVICES, DEPARTMENT OF / NATIONAL INSTITUTES OF HEALTH	Cherokee Nation	P20CA253255 PASS THRU CHEROKEE NATION/OSU AND STEPHE	PF
RSCH Novel focused ultrasound enhanced calcitriol-nanoparticle for immune primed melanoma immu	93.394	281,195	-	HEALTH AND HUMAN SERVICES, DEPARTMENT OF / NATIONAL INSTITUTES OF HEALTH	National Institutes of Health	R01CA239150	FF
RSCH Impact of P53 Mutations on Cancer cell Metabolism	93.396	23,060	-	HEALTH AND HUMAN SERVICES, DEPARTMENT OF / NATIONAL INSTITUTES OF HEALTH	National Institutes of Health	R03CA241876	FF
RSCH Structure/Function Studies of Anti-Cancer Hsp90 Inhibitors that Target the C-terminal Domain	93.396	9,737	-	HEALTH AND HUMAN SERVICES, DEPARTMENT OF / NATIONAL INSTITUTES OF HEALTH	National Institutes of Health	R15CA219907	FF
RSCH Stephenson Cancer Center-Cancer Center Support Grant	93.397	27,562	-	HEALTH AND HUMAN SERVICES, DEPARTMENT OF / NATIONAL INSTITUTES OF HEALTH	OU Health Sciences Center	P30CA225520 PASS THRU RS2011776-29	SF
RSCH Cherokee Nation/OSU and SCC Collaborative Partnership for Cancer Research	93.397	2,106	-	HEALTH AND HUMAN SERVICES, DEPARTMENT OF / NATIONAL INSTITUTES OF HEALTH	Cherokee Nation	P20CA253255 PASS THRU PO 262047	PF
RSCH Evidence Based, Systematic Investigation of Patient-Reported Outcome Measures for Positive P	93.398	29,711	-	HEALTH AND HUMAN SERVICES, DEPARTMENT OF / NATIONAL INSTITUTES OF HEALTH	National Institutes of Health	F30CA243651	FF
RSCH Evidence Based, Systematic Investigation of Patient-Reported Outcome Measures for Positive P	93.398	22,210	-	HEALTH AND HUMAN SERVICES, DEPARTMENT OF / NATIONAL INSTITUTES OF HEALTH	National Institutes of Health	F130CA243651	FF
RSCH Nrf2 Signaling and Cellular Senescence in obesity-Induced sympathoexcitation	93.837	122,280	-	HEALTH AND HUMAN SERVICES, DEPARTMENT OF / NATIONAL INSTITUTES OF HEALTH	National Institutes of Health	R15HL148844	FF
RSCH Acute Inflammatory Effects of Weight Stigma in Overweight/Obesity	93.837	27,982	-	HEALTH AND HUMAN SERVICES, DEPARTMENT OF / NATIONAL INSTITUTES OF HEALTH	National Institutes of Health	F31HL152620	FF
RSCH Diet Intervention for Hypertension: Adaptation and dissemination to Native Communities	93.837	9,581	-	HEALTH AND HUMAN SERVICES, DEPARTMENT OF / NATIONAL INSTITUTES OF HEALTH	Washington State University	R01HL126578 PASS THRU 127880G004030	PF
RSCH Tribal Health and Resilience in Vulnerable Environment (THRIVE) Study	93.837	2,327	-	HEALTH AND HUMAN SERVICES, DEPARTMENT OF / NATIONAL INSTITUTES OF HEALTH	U.S. Department of Health and Human Services	R01HL117729	FF
RSCH The Role of LncRNAs in Pulmonary Fibrosis	93.838	177,779	-	HEALTH AND HUMAN SERVICES, DEPARTMENT OF / NATIONAL INSTITUTES OF HEALTH	National Institutes of Health	R01HL135152	FF
RSCH Family-Based, Culturally-Centered Diabetes Intervention With Ojibwe Communities	93.847	32,941	-	HEALTH AND HUMAN SERVICES, DEPARTMENT OF / NATIONAL INSTITUTES OF HEALTH	Johns Hopkins University	R01DK091250 PASS THRU R01DK091250	PF
RSCH Center for American Indian and Alaska Native Diabetes Translation Research	93.847	18,279	-	HEALTH AND HUMAN SERVICES, DEPARTMENT OF / NATIONAL INSTITUTES OF HEALTH	University of Colorado Denver	5P30DK092923-08 PASS THRU FY19.001.025	PF
RSCH Nutrition to Optimize, Understand and Restore Insulin Sensitivity in HIV for Oklahoma-NOURISH	93.847	14,437	-	HEALTH AND HUMAN SERVICES, DEPARTMENT OF / NATIONAL INSTITUTES OF HEALTH	OU Health Sciences Center	R01DK127464 PASS THRU RS20201585-04	SF
RSCH Cognitive and Self-Regulatory Mechanisms of Obesity Study (COMOS)	93.847	6,641	-	HEALTH AND HUMAN SERVICES, DEPARTMENT OF / NATIONAL INSTITUTES OF HEALTH	National Institutes of Health	1K23DK10394101A1	FF
RSCH Mass Sensor Coupled With Optical Array Imager For Diagnosing Type Of Diabetes	93.847	(7,271)	-	HEALTH AND HUMAN SERVICES, DEPARTMENT OF / NATIONAL INSTITUTES OF HEALTH	National Institutes of Health	1R15DK10338601	FF
RSCH Stress-Mediated Regulation of HSV-1 Reactivation from Latency	93.853	370,870	-	HEALTH AND HUMAN SERVICES, DEPARTMENT OF / NATIONAL INSTITUTES OF HEALTH	National Institutes of Health	R01NS111167	FF
RSCH Structure function studies of a molecular complex for generating viral membrane	93.855	175,194	42,885	HEALTH AND HUMAN SERVICES, DEPARTMENT OF / NATIONAL INSTITUTES OF HEALTH	National Institutes of Health	R21AI149295	FF
RSCH An Authentic RSV Virus-Like Particle Vaccine to Achieve Broad and Long-Lasting Protection	93.855	107,472	-	HEALTH AND HUMAN SERVICES, DEPARTMENT OF / NATIONAL INSTITUTES OF HEALTH	National Institutes of Health	R21AI149022	FF
RSCH Role of Chlamydia trachomatis Inc Proteins in Modulating the Immune Response	93.855	78,842	-	HEALTH AND HUMAN SERVICES, DEPARTMENT OF / NATIONAL INSTITUTES OF HEALTH	National Institutes of Health	R15AI149439	FF
RSCH Reverse Evolution Approach to Identify Coxiella burnetii Strategies of Intracellular Survival	93.855	78,560	-	HEALTH AND HUMAN SERVICES, DEPARTMENT OF / NATIONAL INSTITUTES OF HEALTH	National Institutes of Health	R03AI149144	FF
RSCH A self-limited live RSV vaccine inducing anti-pre-fusion F antibodies	93.855	70,617	-	HEALTH AND HUMAN SERVICES, DEPARTMENT OF / NATIONAL INSTITUTES OF HEALTH	National Institutes of Health	1R21AI12852001A1	FF
RSCH Overlooked No More: Discovering Pathogens in a National Tick Collection	93.855	67,800	-	HEALTH AND HUMAN SERVICES, DEPARTMENT OF / NATIONAL INSTITUTES OF HEALTH	National Institutes of Health	R03AI149638	FF
RSCH Activation and Catalytic Mechanisms of Mosquito Pheloxidas	93.855	62,004	-	HEALTH AND HUMAN SERVICES, DEPARTMENT OF / NATIONAL INSTITUTES OF HEALTH	National Institutes of Health	R21AI139998	FF
RSCH Lnc-PINK regulation of innate immunity in lung epithelial cells	93.855	23,848	-	HEALTH AND HUMAN SERVICES, DEPARTMENT OF / NATIONAL INSTITUTES OF HEALTH	National Institutes of Health	R21AI152004	FF
RSCH Development of an M protein-Deficient Respiratory Syncytial Virus Vaccine for Aerosolized Vacci	93.855	11,439	-	HEALTH AND HUMAN SERVICES, DEPARTMENT OF / NATIONAL INSTITUTES OF HEALTH	Heartland Vaccines Llc	R41AI147787 PASS THRU DEVELOPMENT OF AN M PROTEIN	PF
RSCH Novel Mechanisms of Translational Control in Regulating Orthopoxvirus Host Range	93.855	5,578	-	HEALTH AND HUMAN SERVICES, DEPARTMENT OF / NATIONAL INSTITUTES OF HEALTH	UT Health Sciences Center in San Antonio	R01AI151638 PASS THRU 168725/168724	PF
RSCH Chemical Tools for Perturbing Iron Homeostasis in P. aeruginosa	93.855	3,024	-	HEALTH AND HUMAN SERVICES, DEPARTMENT OF / NATIONAL INSTITUTES OF HEALTH	Louisiana State University	7R01AI12552903 PASS THRU P0000061411	PF
RSCH Poxvirus Immune Evasion Mechanisms	93.855	(33)	-	HEALTH AND HUMAN SERVICES, DEPARTMENT OF / NATIONAL INSTITUTES OF HEALTH	UT Health Sciences Center in San Antonio	R01AI079217 PASS THRU 156086	PF
RSCH Non-Vesicular Lipid Transport by Poxvirus A6 Protein	93.855	(2,091)	-	HEALTH AND HUMAN SERVICES, DEPARTMENT OF / NATIONAL INSTITUTES OF HEALTH	UT Health Sciences Center in San Antonio	1R21AI13358901 PASS THRU 162120162117	PF
RSCH Children's Health Equity Solutions Center (CHES)	93.859	878,494	212,117	HEALTH AND HUMAN SERVICES, DEPARTMENT OF / NATIONAL INSTITUTES OF HEALTH	National Institutes of Health	P20GM109097	FF
RSCH Phase II CoBRE (Oklahoma Center for Respiratory and Infectious Diseases)	93.859	337,485	-	HEALTH AND HUMAN SERVICES, DEPARTMENT OF / NATIONAL INSTITUTES OF HEALTH	National Institutes of Health	P20GM103648	FF
RSCH Stress sensing and processing by bacterial cytoplasmic megacomplexes	93.859	258,794	-	HEALTH AND HUMAN SERVICES, DEPARTMENT OF / NATIONAL INSTITUTES OF HEALTH	National Institutes of Health	R35GM138018	FF
RSCH Phase II CoBRE (Oklahoma Center for Respiratory and Infectious Diseases)	93.859	257,961	-	HEALTH AND HUMAN SERVICES, DEPARTMENT OF / NATIONAL INSTITUTES OF HEALTH	National Institutes of Health	P20GM103648	FF
RSCH Oklahoma Center for Respiratory and Infectious Diseases (Phase II CoBRE)	93.859	244,017	-	HEALTH AND HUMAN SERVICES, DEPARTMENT OF / NATIONAL INSTITUTES OF HEALTH	National Institutes of Health	P20GM103648	FF
RSCH Children's Health Equity Solutions Center (CHES)	93.859	230,629	-	HEALTH AND HUMAN SERVICES, DEPARTMENT OF / NATIONAL INSTITUTES OF HEALTH	National Institutes of Health	P20GM109097	FF
RSCH Phase II CoBRE (Oklahoma Center for Respiratory and Infectious Diseases)	93.859	227,521	227,521	HEALTH AND HUMAN SERVICES, DEPARTMENT OF / NATIONAL INSTITUTES OF HEALTH	National Institutes of Health	P20GM103648	FF
RSCH Mechanisms of Nutrient Competition in the Intestine	93.859	200,580	61,582	HEALTH AND HUMAN SERVICES, DEPARTMENT OF / NATIONAL INSTITUTES OF HEALTH	National Institutes of Health	R01GM117324	FF

RSCH Children's Health Equity Solutions Center (CHESC)	93.859	200,401	-	HEALTH AND HUMAN SERVICES, DEPARTMENT OF / NATIONAL INSTITUTES OF HEALTH	National Institutes of Health	P20GM109097	FF
RSCH Function and regulation of two key serine proteases in insect immunity	93.859	195,759	18,104	HEALTH AND HUMAN SERVICES, DEPARTMENT OF / NATIONAL INSTITUTES OF HEALTH	National Institutes of Health	R01GM058634	FF
RSCH Conformational sub-states in enzyme catalysis: Applications to ribonuclease	93.859	192,801	39,820	HEALTH AND HUMAN SERVICES, DEPARTMENT OF / NATIONAL INSTITUTES OF HEALTH	National Institutes of Health	R01GM105978	FF
RSCH Children's Health Equity Solutions Center (CHESC)	93.859	183,274	-	HEALTH AND HUMAN SERVICES, DEPARTMENT OF / NATIONAL INSTITUTES OF HEALTH	National Institutes of Health	P20GM109097	FF
RSCH Phase II CoBRE (Oklahoma Center for Respiratory and Infectious Diseases)	93.859	172,909	-	HEALTH AND HUMAN SERVICES, DEPARTMENT OF / NATIONAL INSTITUTES OF HEALTH	National Institutes of Health	P20GM103648	FF
RSCH Children's Health Equity Solutions Center (CHESC)	93.859	166,525	-	HEALTH AND HUMAN SERVICES, DEPARTMENT OF / NATIONAL INSTITUTES OF HEALTH	National Institutes of Health	P20GM109097	FF
RSCH Phase II CoBRE (Oklahoma Center for Respiratory and Infectious Diseases)	93.859	150,597	-	HEALTH AND HUMAN SERVICES, DEPARTMENT OF / NATIONAL INSTITUTES OF HEALTH	National Institutes of Health	P20GM103648	FF
RSCH Oklahoma Center for Microbial Pathogenesis and Immunity	93.859	145,821	-	HEALTH AND HUMAN SERVICES, DEPARTMENT OF / NATIONAL INSTITUTES OF HEALTH	OU Health Sciences Center	P20GM134973 PASS THRU RS20191176-01	SF
RSCH Phase II CoBRE (Oklahoma Center for Respiratory and Infectious Diseases)	93.859	145,520	-	HEALTH AND HUMAN SERVICES, DEPARTMENT OF / NATIONAL INSTITUTES OF HEALTH	National Institutes of Health	P20GM103648	FF
RSCH Children's Health Equity Solutions Center (CHESC)	93.859	144,301	-	HEALTH AND HUMAN SERVICES, DEPARTMENT OF / NATIONAL INSTITUTES OF HEALTH	National Institutes of Health	P20GM109097	FF
RSCH Phase II CoBRE (Oklahoma Center for Respiratory and Infectious Diseases)	93.859	144,130	-	HEALTH AND HUMAN SERVICES, DEPARTMENT OF / NATIONAL INSTITUTES OF HEALTH	National Institutes of Health	P20GM103648	FF
RSCH Oklahoma Center for Microbial Pathogenesis and Immunity	93.859	134,556	-	HEALTH AND HUMAN SERVICES, DEPARTMENT OF / NATIONAL INSTITUTES OF HEALTH	OU Health Sciences Center	P20GM134973 PASS THRU RS20191176-02	SF
RSCH Atypical MAP Kinase Signal Transduction	93.859	125,045	-	HEALTH AND HUMAN SERVICES, DEPARTMENT OF / NATIONAL INSTITUTES OF HEALTH	National Institutes of Health	R15GM131269	FF
RSCH Phase II CoBRE (Oklahoma Center for Respiratory and Infectious Diseases)	93.859	123,354	123,354	HEALTH AND HUMAN SERVICES, DEPARTMENT OF / NATIONAL INSTITUTES OF HEALTH	National Institutes of Health	P20GM103648	FF
RSCH Quantitative Systems Biomedicine and Pharmacology for Multiscale Tissue Damage	93.859	109,447	-	HEALTH AND HUMAN SERVICES, DEPARTMENT OF / NATIONAL INSTITUTES OF HEALTH	National Institutes of Health	R35GM133763	FF
RSCH Beyond Cell Shape: A Novel Role for the Bacterial Actin MreB in Chemotaxis	93.859	85,130	-	HEALTH AND HUMAN SERVICES, DEPARTMENT OF / NATIONAL INSTITUTES OF HEALTH	National Institutes of Health	R15GM129636	FF
RSCH Phase II CoBRE (Oklahoma Center for Respiratory and Infectious Diseases)	93.859	81,979	47,887	HEALTH AND HUMAN SERVICES, DEPARTMENT OF / NATIONAL INSTITUTES OF HEALTH	National Institutes of Health	P20GM103648	FF
RSCH Oklahoma Center for Microbial Pathogenesis and Immunity	93.859	71,341	-	HEALTH AND HUMAN SERVICES, DEPARTMENT OF / NATIONAL INSTITUTES OF HEALTH	OU Health Sciences Center	P20GM134973 PASS THRU RS20191176-01	SF
RSCH Contra-Thermodynamic Catalysis and Fluorine Sculpting: Two Counter Cultural Approaches to S	93.859	71,329	-	HEALTH AND HUMAN SERVICES, DEPARTMENT OF / NATIONAL INSTITUTES OF HEALTH	National Institutes of Health	R35GM139613	FF
RSCH Mobilization of Triacylglycerol Stores in Insects	93.859	53,528	-	HEALTH AND HUMAN SERVICES, DEPARTMENT OF / NATIONAL INSTITUTES OF HEALTH	National Institutes of Health	2R01GM06467710	FF
RSCH Children's Health Equity Solutions Center (CHESC)	93.859	51,803	-	HEALTH AND HUMAN SERVICES, DEPARTMENT OF / NATIONAL INSTITUTES OF HEALTH	National Institutes of Health	P20GM109097	FF
RSCH Oklahoma Center for Microbial Pathogenesis and Immunity	93.859	49,378	-	HEALTH AND HUMAN SERVICES, DEPARTMENT OF / NATIONAL INSTITUTES OF HEALTH	OU Health Sciences Center	P20GM134973 PASS THRU RS20191176-05	SF
RSCH Phase II CoBRE (Oklahoma Center for Respiratory and Infectious Diseases)	93.859	47,004	47,004	HEALTH AND HUMAN SERVICES, DEPARTMENT OF / NATIONAL INSTITUTES OF HEALTH	National Institutes of Health	P20GM103648	FF
RSCH Synthesis of Multiply Fluorinated Aromatics	93.859	46,609	-	HEALTH AND HUMAN SERVICES, DEPARTMENT OF / NATIONAL INSTITUTES OF HEALTH	National Institutes of Health	R01GM115697	FF
RSCH Parent-Adolescent Training on Neurofeedback and Synchrony	93.859	43,281	-	HEALTH AND HUMAN SERVICES, DEPARTMENT OF / NATIONAL INSTITUTES OF HEALTH	Laureate Institute Brain Rsch	P20GM121312 PASS THRU P20GM121312-KERR	PF
RSCH Post-translational regulation of Lis1/Pactp in dynein function	93.859	37,614	-	HEALTH AND HUMAN SERVICES, DEPARTMENT OF / NATIONAL INSTITUTES OF HEALTH	National Institutes of Health	R15GM11911701	FF
RSCH Phase II CoBRE (Oklahoma Center for Respiratory and Infectious Diseases)	93.859	37,397	-	HEALTH AND HUMAN SERVICES, DEPARTMENT OF / NATIONAL INSTITUTES OF HEALTH	National Institutes of Health	P20GM103648	FF
RSCH Oklahoma Shared Clinical and Translational Resources-Development of a More Sensitive Screen	93.859	36,243	-	HEALTH AND HUMAN SERVICES, DEPARTMENT OF / NATIONAL INSTITUTES OF HEALTH	OU Health Sciences Center	U54GM104938 PASS THRU RS20180476-46	SF
RSCH EF-Hand Ca2+-binding protein mediates Ca2+ regulation of virulence in Pseudomonas Aeruginosa	93.859	33,895	-	HEALTH AND HUMAN SERVICES, DEPARTMENT OF / NATIONAL INSTITUTES OF HEALTH	National Institutes of Health	R15GM124670	FF
RSCH Solvation Modeling for Next-Gen Biomolecule Simulations	93.859	33,826	-	HEALTH AND HUMAN SERVICES, DEPARTMENT OF / NATIONAL INSTITUTES OF HEALTH	Research Foundation of SUNY	RM1GM135136 PASS THRU 881422/1161420	PF
RSCH Oklahoma Center for Respiratory and Infectious Diseases (Phase II CoBRE)	93.859	33,150	-	HEALTH AND HUMAN SERVICES, DEPARTMENT OF / NATIONAL INSTITUTES OF HEALTH	National Institutes of Health	P20GM103648	FF
RSCH Oklahoma Center for Microbial Pathogenesis and Immunity	93.859	30,836	-	HEALTH AND HUMAN SERVICES, DEPARTMENT OF / NATIONAL INSTITUTES OF HEALTH	OU Health Sciences Center	P20GM134973 PASS THRU RS2019117603	SF
RSCH OSCTR Pilot Grants Program Opioid-related Research - Cognitive Rehabilitation for Opioid Abuse	93.859	25,708	-	HEALTH AND HUMAN SERVICES, DEPARTMENT OF / NATIONAL INSTITUTES OF HEALTH	OU Health Sciences Center	U54GM104938 PASS THRU RS20180476-31	SF
RSCH Phase II CoBRE (Oklahoma Center for Respiratory and Infectious Diseases)	93.859	21,471	-	HEALTH AND HUMAN SERVICES, DEPARTMENT OF / NATIONAL INSTITUTES OF HEALTH	National Institutes of Health	P20GM103648	FF
RSCH Phase II CoBRE (Oklahoma Center for Respiratory and Infectious Diseases)	93.859	21,458	14,344	HEALTH AND HUMAN SERVICES, DEPARTMENT OF / NATIONAL INSTITUTES OF HEALTH	National Institutes of Health	P20GM103648	FF
RSCH Oklahoma Center for Microbial Pathogenesis and Immunity	93.859	20,429	-	HEALTH AND HUMAN SERVICES, DEPARTMENT OF / NATIONAL INSTITUTES OF HEALTH	OU Health Sciences Center	P20GM134973 PASS THRU RS20191176-11	SF
RSCH Cognitive Rehabilitation for Opioid Abuse-Related Cognitive Impairment	93.859	20,118	-	HEALTH AND HUMAN SERVICES, DEPARTMENT OF / NATIONAL INSTITUTES OF HEALTH	OU Health Sciences Center	U54GM104938 PASS THRU RS20180476-59	SF
RSCH Phase II CoBRE (Oklahoma Center for Respiratory and Infectious Diseases)	93.859	19,941	-	HEALTH AND HUMAN SERVICES, DEPARTMENT OF / NATIONAL INSTITUTES OF HEALTH	National Institutes of Health	P20GM103648	FF
RSCH NIH G-Rise at Oklahoma State University	93.859	18,440	-	HEALTH AND HUMAN SERVICES, DEPARTMENT OF / NATIONAL INSTITUTES OF HEALTH	National Institutes of Health	T32GM140953	FF
RSCH Phase II CoBRE (Oklahoma Center for Respiratory and Infectious Diseases)	93.859	17,682	11,820	HEALTH AND HUMAN SERVICES, DEPARTMENT OF / NATIONAL INSTITUTES OF HEALTH	National Institutes of Health	P20GM103648	FF
RSCH Phase II CoBRE (Oklahoma Center for Respiratory and Infectious Diseases)	93.859	17,040	11,390	HEALTH AND HUMAN SERVICES, DEPARTMENT OF / NATIONAL INSTITUTES OF HEALTH	National Institutes of Health	P20GM103648	FF
RSCH Co-crystallization of TRAP1 with Inhibitors for Enhancement of Structure-based Drug Design	93.859	14,372	-	HEALTH AND HUMAN SERVICES, DEPARTMENT OF / NATIONAL INSTITUTES OF HEALTH	University of Oklahoma	P20GM103640 PASS THRU 2019-70	SF
RSCH Oklahoma Center for Microbial Pathogenesis and Immunity (Year 2)	93.859	10,494	-	HEALTH AND HUMAN SERVICES, DEPARTMENT OF / NATIONAL INSTITUTES OF HEALTH	OU Health Sciences Center	P20GM134973 PASS THRU RS20191176-03	SF
RSCH Phase II CoBRE (Oklahoma Center for Respiratory and Infectious Diseases)	93.859	9,530	6,370	HEALTH AND HUMAN SERVICES, DEPARTMENT OF / NATIONAL INSTITUTES OF HEALTH	National Institutes of Health	P20GM103648	FF
RSCH Oklahoma Shared Clinical and Translational Resources	93.859	9,123	-	HEALTH AND HUMAN SERVICES, DEPARTMENT OF / NATIONAL INSTITUTES OF HEALTH	OU Health Sciences Center	U54GM104938 PASS THRU RS20180476-66	SF
RSCH Phase II CoBRE (Oklahoma Center for Respiratory and Infectious Diseases)	93.859	9,006	9,006	HEALTH AND HUMAN SERVICES, DEPARTMENT OF / NATIONAL INSTITUTES OF HEALTH	National Institutes of Health	P20GM103648	FF
RSCH Oklahoma Center for Respiratory and Infectious Diseases Phase II CoBRE	93.859	8,076	-	HEALTH AND HUMAN SERVICES, DEPARTMENT OF / NATIONAL INSTITUTES OF HEALTH	National Institutes of Health	P20GM103648	FF
RSCH Phase II CoBRE (Oklahoma Center for Respiratory and Infectious Diseases)	93.859	6,713	-	HEALTH AND HUMAN SERVICES, DEPARTMENT OF / NATIONAL INSTITUTES OF HEALTH	National Institutes of Health	P20GM103648	FF
RSCH Phase II CoBRE (Oklahoma Center for Respiratory and Infectious Diseases)	93.859	6,581	-	HEALTH AND HUMAN SERVICES, DEPARTMENT OF / NATIONAL INSTITUTES OF HEALTH	National Institutes of Health	P20GM103648	FF
RSCH EF-Hand Ca2+-binding protein mediates Ca2+ regulation of virulence in Pseudomonas Aeruginosa	93.859	5,159	-	HEALTH AND HUMAN SERVICES, DEPARTMENT OF / NATIONAL INSTITUTES OF HEALTH	National Institutes of Health	R15GM124670	FF
RSCH Predicting Chronic Pain Development for Preventing Opioid Abuse	93.859	4,179	-	HEALTH AND HUMAN SERVICES, DEPARTMENT OF / NATIONAL INSTITUTES OF HEALTH	OU Health Sciences Center	U54GM104938 PASS THRU RS20180476-34	SF
RSCH Parent-Adolescent Training on Neurofeedback and Synchrony	93.859	3,360	-	HEALTH AND HUMAN SERVICES, DEPARTMENT OF / NATIONAL INSTITUTES OF HEALTH	Laureate Institute Brain Rsch	P20GM121312 PASS THRU P20GM121312-KERR	PF
RSCH Oklahoma Center for Respiratory and Infectious Diseases (Phase II CoBRE)	93.859	2,984	-	HEALTH AND HUMAN SERVICES, DEPARTMENT OF / NATIONAL INSTITUTES OF HEALTH	National Institutes of Health	P20GM103648	FF
RSCH Children's Health Equity Solutions Center (CHESC)	93.859	2,929	-	HEALTH AND HUMAN SERVICES, DEPARTMENT OF / NATIONAL INSTITUTES OF HEALTH	National Institutes of Health	P20GM109097	FF
RSCH Oklahoma Shared Clinical and Translational Resources-Development of a More Sensitive Screen	93.859	2,808	-	HEALTH AND HUMAN SERVICES, DEPARTMENT OF / NATIONAL INSTITUTES OF HEALTH	OU Health Sciences Center	U54GM104938 PASS THRU RS20180476-39	SF
RSCH Atypical MAP Kinase Signal Transduction	93.859	2,654	-	HEALTH AND HUMAN SERVICES, DEPARTMENT OF / NATIONAL INSTITUTES OF HEALTH	National Institutes of Health	R15GM131269	FF
RSCH Children's Health Equity Solutions Center (CHESC)	93.859	1,865	-	HEALTH AND HUMAN SERVICES, DEPARTMENT OF / NATIONAL INSTITUTES OF HEALTH	National Institutes of Health	P20GM109097	FF
RSCH Phase II CoBRE (Oklahoma Center for Respiratory and Infectious Diseases)	93.859	1,343	-	HEALTH AND HUMAN SERVICES, DEPARTMENT OF / NATIONAL INSTITUTES OF HEALTH	National Institutes of Health	P20GM103648	FF
RSCH EF-Hand Ca2+-binding protein mediates Ca2+ regulation of virulence in Pseudomonas Aeruginosa	93.859	1,125	-	HEALTH AND HUMAN SERVICES, DEPARTMENT OF / NATIONAL INSTITUTES OF HEALTH	National Institutes of Health	R15GM124670	FF
RSCH Phase II CoBRE (Oklahoma Center for Respiratory and Infectious Diseases)	93.859	1,086	-	HEALTH AND HUMAN SERVICES, DEPARTMENT OF / NATIONAL INSTITUTES OF HEALTH	National Institutes of Health	P20GM103648	FF
RSCH Phase II CoBRE (Oklahoma Center for Respiratory and Infectious Diseases)	93.859	617	-	HEALTH AND HUMAN SERVICES, DEPARTMENT OF / NATIONAL INSTITUTES OF HEALTH	National Institutes of Health	P20GM103648	FF
RSCH Oklahoma Shared Clinical and Translational Resources - Spanish Cove-OSU Community Engage	93.859	275	-	HEALTH AND HUMAN SERVICES, DEPARTMENT OF / NATIONAL INSTITUTES OF HEALTH	OU Health Sciences Center	U54GM104938-08 PASS THRU RS20180476-51	PF
RSCH Children's Health Equity Solutions Center (CHESC)	93.859	222	-	HEALTH AND HUMAN SERVICES, DEPARTMENT OF / NATIONAL INSTITUTES OF HEALTH	National Institutes of Health	P20GM109097	FF
RSCH Oklahoma Share Clinical and Translational Resources - Bridging Clinical Health Care and Comm	93.859	197	-	HEALTH AND HUMAN SERVICES, DEPARTMENT OF / NATIONAL INSTITUTES OF HEALTH	OU Health Sciences Center	U54GM104938 PASS THRU RS20180476-30	SF
RSCH Phase II CoBRE (Oklahoma Center for Respiratory and Infectious Diseases)	93.859	145	-	HEALTH AND HUMAN SERVICES, DEPARTMENT OF / NATIONAL INSTITUTES OF HEALTH	National Institutes of Health	P20GM103648	FF
RSCH Phase II CoBRE (Oklahoma Center for Respiratory and Infectious Diseases)	93.859	22	-	HEALTH AND HUMAN SERVICES, DEPARTMENT OF / NATIONAL INSTITUTES OF HEALTH	National Institutes of Health	P20GM103648	FF
RSCH EF-Hand Ca2+- binding protein mediates Ca2+ regulation of virulence in Pseudomonas aeruginosa	93.859	-	-	HEALTH AND HUMAN SERVICES, DEPARTMENT OF / NATIONAL INSTITUTES OF HEALTH	National Institutes of Health	R15GM124670	FF
RSCH COBRE Administrative Core	93.859	-	-	HEALTH AND HUMAN SERVICES, DEPARTMENT OF / NATIONAL INSTITUTES OF HEALTH	National Institutes of Health	P20GM103648	FF
RSCH Phase II CoBRE (Oklahoma Center for Respiratory and Infectious Diseases)	93.859	(8)	-	HEALTH AND HUMAN SERVICES, DEPARTMENT OF / NATIONAL INSTITUTES OF HEALTH	National Institutes of Health	P20GM103648	FF
RSCH Phase II CoBRE (Oklahoma Center for Respiratory and Infectious Diseases)	93.859	(55)	-	HEALTH AND HUMAN SERVICES, DEPARTMENT OF / NATIONAL INSTITUTES OF HEALTH	National Institutes of Health	P20GM103648	FF
RSCH COBRE Administrative Core	93.859	(370)	-	HEALTH AND HUMAN SERVICES, DEPARTMENT OF / NATIONAL INSTITUTES OF HEALTH	National Institutes of Health	P20GM103648	FF
RSCH Children's Health Equity Solutions Center (CHESC)	93.859	(836)	-	HEALTH AND HUMAN SERVICES, DEPARTMENT OF / NATIONAL INSTITUTES OF HEALTH	National Institutes of Health	P20GM109097	FF
RSCH COBRE Administrative Core	93.859	(891)	-	HEALTH AND HUMAN SERVICES, DEPARTMENT OF / NATIONAL INSTITUTES OF HEALTH	National Institutes of Health	P20GM103648	FF
RSCH Children's Health Equity Solutions Center (CHESC)	93.859	(4,738)	-	HEALTH AND HUMAN SERVICES, DEPARTMENT OF / NATIONAL INSTITUTES OF HEALTH	National Institutes of Health	P20GM109097	FF
RSCH Children's Health Equity Solutions Center (CHESC)	93.859	(18,252)	-	HEALTH AND HUMAN SERVICES, DEPARTMENT OF / NATIONAL INSTITUTES OF HEALTH	National Institutes of Health	P20GM109097	FF
RSCH Children's Health Equity Solutions Center (CHESC)	93.859	(40,876)	-	HEALTH AND HUMAN SERVICES, DEPARTMENT OF / NATIONAL INSTITUTES OF HEALTH	National Institutes of Health	P20GM109097	FF
RSCH Long-Term Outcomes of Interventions for Reproductive Dysfunction	93.865	496,235	214,549	HEALTH AND HUMAN SERVICES, DEPARTMENT OF / NATIONAL INSTITUTES OF HEALTH	National Institutes of Health	R01HD074579	FF
RSCH Environmental and endocrine factors underlying behavioral plasticity in response to adversity	93.865	80,030	-	HEALTH AND HUMAN SERVICES, DEPARTMENT OF / NATIONAL INSTITUTES OF HEALTH	National Institutes of Health	R15HD092993	FF
RSCH Technological timescales: Identifying the impact of digital media on the mechanisms of word lear	93.865	15,807	-	HEALTH AND HUMAN SERVICES, DEPARTMENT OF / NATIONAL INSTITUTES OF HEALTH	National Institutes of Health	R15HD101841	FF
RSCH Short-Term Outcomes of Interventions for Reproductive Dysfunction	93.865	1,642	1,126	HEALTH AND HUMAN SERVICES, DEPARTMENT OF / NATIONAL INSTITUTES OF HEALTH	National Institutes of Health	7R01HD07457906	FF
RSCH Development of an Internet-Delivered Illness Uncertainty Intervention for Caregivers of Children V	93.865	-	-	HEALTH AND HUMAN SERVICES, DEPARTMENT OF / NATIONAL INSTITUTES OF HEALTH	National Institutes of Health	R21HD089520	FF
RSCH Short Term Outcomes of Interventions for Reproductive Dysfunctions	93.865	(3,150)	-	HEALTH AND HUMAN SERVICES, DEPARTMENT OF / NATIONAL INSTITUTES OF HEALTH	OU Health Sciences Center	R01HD07457901A1 PASS THRU RS201	SF
RSCH Skeletal Muscle as a Target for Cardio-Metabolic Disease in Sarcopenic Obesity	93.866	147,496	-	HEALTH AND HUMAN SERVICES, DEPARTMENT OF / NATIONAL INSTITUTES OF HEALTH	National Institutes of Health	K01AG064121	FF
RSCH The Role of Spousal Biobehavioral Co-Regulation in Everyday Collaborative Memory: Identifying	93.866	129,990	-	HEALTH AND HUMAN SERVICES, DEPARTMENT OF / NATIONAL INSTITUTES OF HEALTH	Iowa State University	R01AC062527 PASS THRU 022371A	PF
RSCH CATcare: Cognition Assistive Technology for Dementia Homecare	93.866	56,117	-	HEALTH AND HUMAN SERVICES, DEPARTMENT OF / NATIONAL INSTITUTES OF HEALTH	National Institutes of Health	R15AG061833	FF
RSCH CATcare: Cognition Assistive Technology for Dementia Homecare	93.866	53,196	-	HEALTH AND HUMAN SERVICES, DEPARTMENT OF / NATIONAL INSTITUTES OF HEALTH	National Institutes of Health	R15AG061833	FF
RSCH Oklahoma Nathan Shock Center for Excellence in Basic Biology of Aging	93.866	50,844	-	HEALTH AND HUMAN SERVICES, DEPARTMENT OF / NATIONAL INSTITUTES OF HEALTH	OU Health Sciences Center	P30AG050911 PASS THRU RS202004983-07	SF

RSCH Slowing aging by multiplexing (SLAM)	93.866	18,255	-	HEALTH AND HUMAN SERVICES, DEPARTMENT OF / NATIONAL INSTITUTES OF HEALTH	University Of Washington	IR56AG058543-01 PASS THRU UWSC11441	PF
RSCH Differential Impact of ACEs and Aging on Brain Health	93.866	6,841	-	HEALTH AND HUMAN SERVICES, DEPARTMENT OF / NATIONAL INSTITUTES OF HEALTH	National Institutes of Health	R36AG072342	FF
RSCH Native Elder Research Center	93.866	5,891	-	HEALTH AND HUMAN SERVICES, DEPARTMENT OF / NATIONAL INSTITUTES OF HEALTH	University of Colorado Denver	P30AG015292 PASS THRU FY21.001.029	PF
SUB-TOTAL NATIONAL INSTITUTE OF HEALTH		10,742,543	1,173,563				

OTHER DHHS

RSCH Flow Control Strategies for Protection of Aircraft Passengers and Workers Against SARS-CoV-2	93.000	25,622	-	DEPARTMENT OF HEALTH AND HUMAN SERVICES	U.S. Department of Health and Human Services	75D30121C10674	FF
RSCH Flow Control Strategies for Protection of Aircraft Passengers and Workers Against SARS-CoV-2	93.000	12,491	-	DEPARTMENT OF HEALTH AND HUMAN SERVICES	U.S. Department of Health and Human Services	75D30121C10674	FF
RSCH Evaluation of Twitter as a Post-Publication Peer Review Mechanism to Identify Responsible Conc	93.085	70,598	53,890	HEALTH AND HUMAN SERVICES, DEPARTMENT OF / IMMEDIATE OFFICE OF THE SECRETARY	U.S. Department of Health and Human Services	1ORIR190056-01-00	FF
RSCH National Rural Health Economic Analysis	93.155	44,832	-	HEALTH AND HUMAN SERVICES, DEPARTMENT OF / HEALTH RESOURCES AND SERVICES	Univ Of Kentucky	U12RH3331 PASS THRU 320003652-21-113	PF
RSCH Rural Telementoring Training Center	93.155	27,175	-	HEALTH AND HUMAN SERVICES, DEPARTMENT OF / HEALTH RESOURCES AND SERVICES	UT Health Sciences Center in San Antonio	USARH39480 PASS THRU 168781/168553	PF
RSCH Resources Information Support and Education (RISE) for Telementoring for Health Care in Rural	93.155	11,973	-	HEALTH AND HUMAN SERVICES, DEPARTMENT OF / HEALTH RESOURCES AND SERVICES	UT Health Sciences Center in San Antonio	USARH39480 PASS THRU 168594/168553	PF
RSCH National Rural Health Economic Analysis	93.155	-	-	HEALTH AND HUMAN SERVICES, DEPARTMENT OF / HEALTH RESOURCES AND SERVICES	Univ Of Kentucky	6U12RH3331-01-01 PASS THRU 320002902-20-256	PF
RSCH Evidence-Based, Systematic Investigation of Patient-Reported Outcome Measures for Positive P	93.226	12,931	-	HEALTH AND HUMAN SERVICES, DEPARTMENT OF / AGENCY FOR HEALTHCARE RESEARCH	U.S. Department of Health and Human Services	R36HS027540	FF
RSCH Child Guidance Services - Sexual Risk Avoidance	93.235	88,352	-	HEALTH AND HUMAN SERVICES, DEPARTMENT OF / ADMINISTRATION FOR CHILDREN AND	Oklahoma State Department of Health	1901OKSRAE PASS THRU PO 3409023214	SF
RSCH Child Guidance Services - Sexual Risk Avoidance	93.235	43,895	-	HEALTH AND HUMAN SERVICES, DEPARTMENT OF / ADMINISTRATION FOR CHILDREN AND	Oklahoma State Department of Health	1901OKSRAE PASS THRU CHILD GUIDANCE SERVICES - SEXU	SF
RSCH Oklahoma AWARE	93.243	(2,824)	-	HEALTH AND HUMAN SERVICES, DEPARTMENT OF / SUBSTANCE ABUSE AND MENTAL HE	OK State Department of Education	1H79SM080968 PASS THRU PO2659017627	SF
RSCH Engaging Families and Employers in Latino Construction Worker Injury Prevention	93.262	105,386	56,283	HEALTH AND HUMAN SERVICES, DEPARTMENT OF / CENTERS FOR DISEASE CONTROL AN	U.S. Department of Health and Human Services	R01OH011338	FF
RSCH Reducing Pesticide exposure among Latino adolescents through Promotora-Based Interventions	93.262	27,785	-	HEALTH AND HUMAN SERVICES, DEPARTMENT OF / CENTERS FOR DISEASE CONTROL AN	University of Texas Health Science Center at T	2U54OH00754118 PASS THRU SC1712	PF
RSCH Using Artificial Neural Network Modeling to Analyze the Thermal Protective and Thermo-Physiol	93.262	12,514	-	HEALTH AND HUMAN SERVICES, DEPARTMENT OF / CENTERS FOR DISEASE CONTROL AN	University of Texas Health Science Center at H	T420H008421 PASS THRU SA0001288	PF
RSCH Assessment of School-based Agricultural Education Teacher Wellness: A Preliminary Study	93.262	10,636	-	HEALTH AND HUMAN SERVICES, DEPARTMENT OF / CENTERS FOR DISEASE CONTROL AN	University of Texas Health Science Center at T	U54OH007541 PASS THRU 4428-SC21-20	PF
RSCH Southwest Center for Occupational and Environmental Health	93.262	10,079	-	HEALTH AND HUMAN SERVICES, DEPARTMENT OF / CENTERS FOR DISEASE CONTROL AN	University of Texas Health Science Center at H	T420H008421 PASS THRU SA0001291	PF
RSCH Southwest Center for Occupational and Environmental Health	93.262	3,314	-	HEALTH AND HUMAN SERVICES, DEPARTMENT OF / CENTERS FOR DISEASE CONTROL AN	University of Texas Health Science Center at H	T420H008421 PASS THRU 0011059E	PF
RSCH Office of Adolescent Health (OAH) Evaluation of Teen Pregnancy	93.297	(600)	-	HEALTH AND HUMAN SERVICES, DEPARTMENT OF / OFFICE OF ASSISTANT SECRETARY	of Youth Services Of Tulsa	TP1AH000105 PASS THRU OFFICE OF ADOLESCENT HEALTH	PF
RSCH Vector-borne disease surveillance in Western Oklahoma	93.323	10,896	-	HEALTH AND HUMAN SERVICES, DEPARTMENT OF / CENTERS FOR DISEASE CONTROL AN	Oklahoma State Department of Health	NU50CK000535 PASS THRU PO# 3409023354	SF
RSCH Oklahoma Good Behavior Game Implementation and Evaluation	93.788	3,814	-	HEALTH AND HUMAN SERVICES, DEPARTMENT OF / SUBSTANCE ABUSE AND MENTAL HE	Oklahoma Department of Mental Health and Su	1H79T1080244/1H79SM080968-01 PASS THRU PO4529060492	SF
RSCH Maternal, Infant, and Early Childhood Home Visiting Program: A Collaborative Learning Innovat	93.870	20,396	-	HEALTH AND HUMAN SERVICES, DEPARTMENT OF / HEALTH RESOURCES AND SERVICES	OU Health Sciences Center	X10MC32214 PASS THRU RS20190719-01	SF
RSCH Maternal, Infant, and Early Childhood Home Visiting Program: A Collaborative Learning Innovat	93.870	5,480	-	HEALTH AND HUMAN SERVICES, DEPARTMENT OF / HEALTH RESOURCES AND SERVICES	OU Health Sciences Center	X10MC33603 PASS THRU RS20200710-01	SF
RSCH MTSS Training, Evaluation, Technical Assistance for Oklahoma Recovery and Resilience Initiative	93.982	26,990	-	HEALTH AND HUMAN SERVICES, DEPARTMENT OF / SUBSTANCE ABUSE AND MENTAL HE	Oklahoma Department of Mental Health and Su	H79FG000625 PASS THRU PO# 4529062858	SF
SUBTOTAL OTHER DHHS		571,735	110,173				

TOTAL		11,314,278	1,283,736				
--------------	--	-------------------	------------------	--	--	--	--

DEPARTMENT OF HOMELAND SECURITY

RSCH Public Safety Small Unmanned Aerial Systems (sUAS) Compliance Training: Baseline Materials	97.044	8,961	-	HOMELAND SECURITY, DEPARTMENT OF / FEDERAL EMERGENCY MANAGEMENT AGENCY	Fire Protection Research Foundation Inc	EMW2018FP00165 PASS THRU PUBLIC SAFETY SMALL UNMANNED A	PF
RSCH Public Safety Small Unmanned Aerial Systems (sUAS) Compliance Training: Baseline Materials	97.044	8,153	-	HOMELAND SECURITY, DEPARTMENT OF / FEDERAL EMERGENCY MANAGEMENT AGENCY	Fire Protection Research Foundation Inc	EMW2018FP00165 PASS THRU PUBLIC SAFETY SMALL UNMANNED A	PF
RSCH Public Safety Small Unmanned Aerial Systems (sUAS) Compliance Training: Baseline Materials	97.044	428	-	HOMELAND SECURITY, DEPARTMENT OF / FEDERAL EMERGENCY MANAGEMENT AGENCY	Fire Protection Research Foundation Inc	EMW2018FP00165 PASS THRU PUBLIC SAFETY SMALL UNMANNED A	PF
RSCH Mexican and Northern Triangle Perspectives on Mass Migration: Identifying and Assessing Strat	97.061	155,525	48,758	HOMELAND SECURITY, DEPARTMENT OF / SCIENCE AND TECHNOLOGY	University of Houston	17STBT100001 PASS THRU R-20-0050	PF
RSCH Center of Excellence for Accelerating Operational Efficiency (CAOE)	97.061	(3,591)	-	HOMELAND SECURITY, DEPARTMENT OF / SCIENCE AND TECHNOLOGY	Arizona State Univ	17STQAC00001-01-02 PASS THRU DHS-ASU NORTHERN TRIANGLE MIGR	PF
TOTAL DEPARTMENT OF HOMELAND SECURITY		169,476	48,758				

AGENCY FOR INTL DEVELOPMENT

RSCH Continuation of Alliance for Food Security through reduction of Post-Harvest Loss and Food Waste	98.001	91,896	45,460	AGENCY FOR INTERNATIONAL DEVELOPMENT	Kansas State University	AID-OAA-L-14-00002 PASS THRU S19130	PF
TOTAL FOR AGENCY FOR INTL DEVELOPMENT		91,896	45,460				

TOTAL RESEARCH AND DEVELOPMENT

		50,092,608	6,547,256				
--	--	-------------------	------------------	--	--	--	--

STUDENT FINANCIAL AID

STILLWATER CAMPUS

DEPARTMENT OF EDUCATION

FEDERAL SUPPLEMENTAL EDUCATIONAL OPPORTUNITY

FSTW FY21 Federal Supplemental Educational Opportunity Grants (FSEOG)	84.007A	1,082,453	-	EDUCATION, DEPARTMENT OF / OFFICE OF FEDERAL STUDENT AID	U.S. Department of Education	P007A203441	FF
TOTAL FED. SUPPLEMENTAL EDUCATIONAL OPP.		1,082,453	-				

FEDERAL WORK-STUDY PROGRAM

FSTW FY21 Federal Work Study	84.033A	536,959	-	EDUCATION, DEPARTMENT OF / OFFICE OF FEDERAL STUDENT AID	U.S. Department of Education	P033A203441	FF
FSTW FY21 Federal Work Study	84.033A	90,985	-	EDUCATION, DEPARTMENT OF / OFFICE OF FEDERAL STUDENT AID	U.S. Department of Education	P033A203441	FF
FSTW FY21 Federal Work Study	84.033A	40,721	-	EDUCATION, DEPARTMENT OF / OFFICE OF FEDERAL STUDENT AID	U.S. Department of Education	P033A203441	FF
FSTW FY21 Federal Work Study	84.033A	24,148	-	EDUCATION, DEPARTMENT OF / OFFICE OF FEDERAL STUDENT AID	U.S. Department of Education	P033A203441	FF
FSTW FY21 Federal Work Study	84.033A	21,998	-	EDUCATION, DEPARTMENT OF / OFFICE OF FEDERAL STUDENT AID	U.S. Department of Education	P033A203441	FF
FSTW FY21 Federal Work Study	84.033A	19,081	-	EDUCATION, DEPARTMENT OF / OFFICE OF FEDERAL STUDENT AID	U.S. Department of Education	P033A203441	FF
FSTW FY21 Federal Work Study	84.033A	6,053	-	EDUCATION, DEPARTMENT OF / OFFICE OF FEDERAL STUDENT AID	U.S. Department of Education	P033A203441	FF
FSTW FY19 Federal Work-Study Program	84.033A	3,402	-	EDUCATION, DEPARTMENT OF / OFFICE OF FEDERAL STUDENT AID	U.S. Department of Education	P033A183441	FF
FSTW FY21 Federal Work Study	84.033A	1,288	-	EDUCATION, DEPARTMENT OF / OFFICE OF FEDERAL STUDENT AID	U.S. Department of Education	P033A203441	FF
FSTW FY20 Federal Work Study	84.033A	694	-	EDUCATION, DEPARTMENT OF / OFFICE OF FEDERAL STUDENT AID	U.S. Department of Education	P033A193441	FF
FSTW FY22 Federal Work Study	84.033A	152	-	EDUCATION, DEPARTMENT OF / OFFICE OF FEDERAL STUDENT AID	U.S. Department of Education	P033A213441	FF
FSTW FY20 Federal Work Study	84.033A	(25)	-	EDUCATION, DEPARTMENT OF / OFFICE OF FEDERAL STUDENT AID	U.S. Department of Education	P033A193441	FF
FSTW FY19 Federal Work-Study Program	84.033A	(419)	-	EDUCATION, DEPARTMENT OF / OFFICE OF FEDERAL STUDENT AID	U.S. Department of Education	P033A183441	FF
FSTW FY18 Federal Work Study Program	84.033A	(734)	-	EDUCATION, DEPARTMENT OF / OFFICE OF FEDERAL STUDENT AID	U.S. Department of Education	P033A173441	FF
FSTW FY20 Federal Work Study	84.033A	(1,110)	-	EDUCATION, DEPARTMENT OF / OFFICE OF FEDERAL STUDENT AID	U.S. Department of Education	P033A193441	FF
FSTW FY20 Federal Work Study	84.033A	(11,146)	-	EDUCATION, DEPARTMENT OF / OFFICE OF FEDERAL STUDENT AID	U.S. Department of Education	P033A193441	FF
TOTAL FEDERAL WORK-STUDY		732,047	-				

PERKINS STUDENT LOAN PROGRAM

FSTW PERKINS STUDENT LOAN PROGRAM	84.038	12,511,645	-	Department of Education Office of Federal Student Aid	U.S. Department of Education		
TOTAL PERKINS STUDENT LOAN PROGRAM		12,511,645	-				

FEDERAL PELL GRANT PROGRAM

FSTW FY21 Pell Grant	84.063P	24,384,161	-	EDUCATION, DEPARTMENT OF / OFFICE OF FEDERAL STUDENT AID	U.S. Department of Education	P063P200353	FF
FSTW FY 22 Pell Grant	84.063P	130,997	-	EDUCATION, DEPARTMENT OF / OFFICE OF FEDERAL STUDENT AID	Us Dept Of Education	P063P210353	FF
FSTW FY20 Pell Grant	84.063P	70,306	-	EDUCATION, DEPARTMENT OF / OFFICE OF FEDERAL STUDENT AID	U.S. Department of Education	P063P190353	FF
FSTW Pell Administrative Allowance	84.063P	27,230	-	EDUCATION, DEPARTMENT OF / OFFICE OF FEDERAL STUDENT AID	U.S. Department of Education	P063P35339	FF
FSTW FY19 Pell Grant	84.063P	(775)	-	EDUCATION, DEPARTMENT OF / OFFICE OF FEDERAL STUDENT AID	U.S. Department of Education	P063P180353	FF

TOTAL FEDERAL PELL GRANT PROGRAM		24,611,919	-				
FEDERAL DIRECT LOAN PROGRAM							
FSTW FEDERAL DIRECT STAFFORD LOAN	84.268	77,664,266	-	Department of Education Office of Federal Student Aid	U.S. Department of Education		
FSTW FEDERAL DIRECT PLUS LOAN	84.268	53,759,300	-	Department of Education Office of Federal Student Aid	U.S. Department of Education		
TOTAL FEDERAL DIRECT LOAN PROGRAM		131,423,566	-				
DEPARTMENT OF EDUCATION - OTHER AGENCIES							
FSTW FY21 TEACH Grant	84.379T	142,181	-	EDUCATION, DEPARTMENT OF / OFFICE OF FEDERAL STUDENT AID	U.S. Department of Education	P379T210353	FF
FSTW FY20 TEACH Grant	84.379T	7,531	-	EDUCATION, DEPARTMENT OF / OFFICE OF FEDERAL STUDENT AID	U.S. Department of Education	P379T200353	FF
FSTW CV19 HEERF II CRRSAA Student	84.425E	8,383,295	-	EDUCATION, DEPARTMENT OF	U.S. Department of Education	P425E201557	FF
FSTW CV19 CARES-Student only funding	84.425E	2,013	-	EDUCATION, DEPARTMENT OF	U.S. Department of Education	P425E203181	FF
TOTAL DEPT OF EDUCATION - OTHER AGENCIES		8,535,020	-				
TOTAL DEPARTMENT OF EDUCATION		178,896,650	-				
OTHER FEDERAL AGENCIES							
FSTW Health Prof Lf-Fcc	93.342	791,458	-	U.S. Department of Health and Human Services	U.S. Department of Health and Human Services		FF
FSTW Vet Med Disadv Lf-fcc	93.342	257,657	-	U.S. Department of Health and Human Services	U.S. Department of Health and Human Services	4 E35HP17548-02-00	FF
TOTAL OTHER FEDERAL AGENCIES		1,049,115	-				
TOTAL STUDENT FIN. AID - STLW CAMPUS		179,945,765	-				
OKMULGEE CAMPUS							
DEPARTMENT OF EDUCATION							
FEDERAL SUPPLEMENTAL EDUCATIONAL OPPORTUNITY							
FOKM FY21 Federal SEOG	84.007A	409,579	-	EDUCATION, DEPARTMENT OF / OFFICE OF FEDERAL STUDENT AID	U.S. Department of Education	P007A203442	FF
FOKM FY20 Federal SEOG	84.007A	(2,407)	-	EDUCATION, DEPARTMENT OF / OFFICE OF FEDERAL STUDENT AID	U.S. Department of Education	P007A193442	FF
TOTAL FED SUPPLEMENTAL EDUCATIONAL OPP.		407,172	-				
FEDERAL WORK-STUDY PROGRAM							
FOKM FY21 Federal Work Study	84.033A	227,781	-	EDUCATION, DEPARTMENT OF / OFFICE OF FEDERAL STUDENT AID	U.S. Department of Education	P033A203442	FF
FOKM FY21 Federal Work Study	84.033A	22,879	-	EDUCATION, DEPARTMENT OF / OFFICE OF FEDERAL STUDENT AID	U.S. Department of Education	P033A203442	FF
FOKM OSUIT FY22 Federal Work Study	84.033A	734	-	EDUCATION, DEPARTMENT OF / OFFICE OF FEDERAL STUDENT AID	U.S. Department of Education	P033A213442	FF
FOKM FY20 Federal Work Study FWS	84.033A	193	-	EDUCATION, DEPARTMENT OF / OFFICE OF FEDERAL STUDENT AID	U.S. Department of Education	P033A193442	FF
FOKM FY20 Federal Work Study FWS	84.033A	168	-	EDUCATION, DEPARTMENT OF / OFFICE OF FEDERAL STUDENT AID	U.S. Department of Education	P033A193442	FF
FOKM OSUIT FY22 Federal Work Study	84.033A	16	-	EDUCATION, DEPARTMENT OF / OFFICE OF FEDERAL STUDENT AID	U.S. Department of Education	P033A213442	FF
TOTAL FEDERAL WORK-STUDY PROGRAM		251,771	-				
PERKINS STUDENT LOAN PROGRAM							
FOKM PERKINS STUDENT LOAN PROGRAM	84.038	-	-	Department of Education Office of Federal Student Aid	U.S. Department of Education		FF
TOTAL PERKINS STUDENT LOAN PROGRAM		-	-				
FEDERAL PELL GRANT PROGRAM							
FOKM FY21 Federal Pell Grant	84.063P	3,419,572	-	EDUCATION, DEPARTMENT OF / OFFICE OF FEDERAL STUDENT AID	U.S. Department of Education	P063P202046	
FOKM FY20 Federal Pell Grant	84.063P	907,281	-	EDUCATION, DEPARTMENT OF / OFFICE OF FEDERAL STUDENT AID	U.S. Department of Education	P063P192046	
FOKM Pell Administrative Allowance	84.063P	5,435	-	EDUCATION, DEPARTMENT OF / OFFICE OF FEDERAL STUDENT AID	U.S. Department of Education	P063P45340	
TOTAL FEDERAL PELL GRANT PROGRAM		4,332,288	-				
FEDERAL FAMILY EDUCATION LOAN PROGRAM							
FOKM FEDERAL DIRECT STAFFORD LOAN	84.268	5,114,571	-	Office of Post Secondary Education - Department of Education	U.S. Department of Education		FF
FOKM FEDERAL DIRECT PLUS LOAN	84.268	1,468,992	-	Office of Post Secondary Education - Department of Education	U.S. Department of Education		FF
TOTAL FEDERAL FAMILY EDUCATION LOAN PGM		6,583,563	-				
DEPARTMENT OF EDUCATION - OTHER AGENCIES							
FOKM OSU-IT CARES Act Student Funding	84.425E	360,539	-	EDUCATION, DEPARTMENT OF	U.S. Department of Education	P425E202624	FF
FOKM OSU-IT CARES Act Student Funding	84.425E	321,307	-	EDUCATION, DEPARTMENT OF	U.S. Department of Education	P425E202624	FF
OTHR CV19-CARES Minority Serving Institutions Student Aid	84.425L	136,790	-	EDUCATION, DEPARTMENT OF	U.S. Department of Education	P425L200453	FF
TOTAL DEPT OF EDUCATION - OTHER AGENCIES		818,636	-				
TOTAL DEPT OF EDUCATION - OKM CAMPUS		12,393,430	-				
TOTAL STUDENT FIN. AID - OKMULGEE CAMPUS		12,393,430	-				
OKLAHOMA CITY CAMPUS							
DEPARTMENT OF EDUCATION							
FEDERAL SUPPLEMENTAL EDUCATIONAL OPPORTUNITY							
FOKC FY21 SEOG Grant	84.007A	302,713	-	EDUCATION, DEPARTMENT OF / OFFICE OF FEDERAL STUDENT AID	U.S. Department of Education	P007A203440	FF
FOKC FY20 SEOG Grant	84.007A	1,800	-	EDUCATION, DEPARTMENT OF / OFFICE OF FEDERAL STUDENT AID	U.S. Department of Education	P007A193440	FF
TOTAL FED. SUPPLEMENTAL EDUCATIONAL OPP.		304,513	-				
FEDERAL WORK-STUDY PROGRAM							
FOKC FY21 FWS Grant	84.033A	30,273	-	EDUCATION, DEPARTMENT OF / OFFICE OF FEDERAL STUDENT AID	U.S. Department of Education	P033A203440	FF
FOKC FY20 FWS Grant	84.033A	348	-	EDUCATION, DEPARTMENT OF / OFFICE OF FEDERAL STUDENT AID	U.S. Department of Education	P033A193440	FF
FOKC FY19 Federal Work-Study Program	84.033A	(192)	-	EDUCATION, DEPARTMENT OF / OFFICE OF FEDERAL STUDENT AID	U.S. Department of Education	P033A183440	FF
TOTAL FEDERAL WORK-STUDY PROGRAM		30,429	-				
FEDERAL PELL GRANT PROGRAM							
FOKC FY21 Pell Grant	84.063P	5,574,064	-	EDUCATION, DEPARTMENT OF / OFFICE OF FEDERAL STUDENT AID	U.S. Department of Education	P063P203215	FF
FOKC FY20 Pell Grant	84.063P	57,750	-	EDUCATION, DEPARTMENT OF / OFFICE OF FEDERAL STUDENT AID	U.S. Department of Education	P063P193215	FF
FOKC Pell Administrative Allowance	84.063P	19,585	-	EDUCATION, DEPARTMENT OF / OFFICE OF FEDERAL STUDENT AID	U.S. Department of Education	P063Q13215	FF
TOTAL FEDERAL PELL GRANT PROGRAM		5,651,399	-				

FEDERAL DIRECT LOAN PROGRAM						
FOKC FEDERAL DIRECT STAFFORD LOAN	84.268	6,563,046	-	Office of Post Secondary Education - Department of Education	U.S. Department of Education	FF
FOKC FEDERAL DIRECT PLUS LOAN	84.268	48,298	-	Office of Post Secondary Education - Department of Education	U.S. Department of Education	FF
TOTAL FEDERAL DIRECT LOAN PROGRAM		6,611,344	-			
DEPARTMENT OF EDUCATION - OTHER AGENCIES						
FOKC OSU-OKC CARES Act Funding	84.425E	1,150,415	-	EDUCATION, DEPARTMENT OF	U.S. Department of Education	FF
FOKC OSU-OKC CARES Act Funding	84.425E	560	-	EDUCATION, DEPARTMENT OF	U.S. Department of Education	FF
FOKC OSU-OKC CARES Act Funding Student	84.425E	93	-	EDUCATION, DEPARTMENT OF	U.S. Department of Education	FF
TOTAL DEPT OF EDUCATION - OTHER AGENCIES		1,151,068	-			
TOTAL DEPT OF EDUCATION - OKC CAMPUS		13,748,753	-			
TOTAL STUDENT FINANCIAL AID - OKC CAMPUS		13,748,753	-			
CENTER FOR HEALTH SCIENCES						
DEPARTMENT OF EDUCATION						
FEDERAL WORK-STUDY PROGRAM						
FCHS FY21 Federal Work Study	84.033A	51,080	-	EDUCATION, DEPARTMENT OF / OFFICE OF FEDERAL STUDENT AID	U.S. Department of Education	FF
FCHS FY20 Federal Work-Study	84.033A	3,085	-	EDUCATION, DEPARTMENT OF / OFFICE OF FEDERAL STUDENT AID	U.S. Department of Education	FF
FCHS FY22 Federal Work Study	84.033A	1,270	-	EDUCATION, DEPARTMENT OF / OFFICE OF FEDERAL STUDENT AID	U.S. Department of Education	FF
FCHS FY19 Federal Work-Study Program	84.033A	-	-	EDUCATION, DEPARTMENT OF / OFFICE OF FEDERAL STUDENT AID	U.S. Department of Education	FF
TOTAL FEDERAL WORK-STUDY PROGRAM		55,435	-			
PERKINS STUDENT LOAN PROGRAM						
FCHS PERKINS STUDENT LOAN PROGRAM	84.038	-	-	Department of Education Office of Federal Student Aid	U.S. Department of Education	FF
TOTAL PERKINS STUDENT LOAN PROGRAM		-	-			
FEDERAL DIRECT LOAN PROGRAM						
FCHS FEDERAL DIRECT STAFFORD LOAN	84.268	15,930,769	-	Office of Post Secondary Education - Department of Education	U.S. Department of Education	FF
FCHS FEDERAL DIRECT PLUS LOAN	84.268	3,812,391	-	Office of Post Secondary Education - Department of Education	U.S. Department of Education	FF
TOTAL FEDERAL DIRECT LOAN PROGRAM		19,743,160	-			
DEPARTMENT OF EDUCATION - OTHER AGENCIES						
FCHS CV19 Coronavirus CARES Act Funding CHS	84.425E	72,067	-	EDUCATION, DEPARTMENT OF	U.S. Department of Education	FF
FCHS CV19 CARES ACT Higher Education Emergency Relief Fund-FIPSE	84.425N	4,443	-	EDUCATION, DEPARTMENT OF	U.S. Department of Education	FF
TOTAL DEPT OF EDUCATION - OTHER AGENCIES		76,510	-			
TOTAL DEPT OF EDUCATION - CHS CAMPUS		19,875,105	-			
OTHER FEDERAL AGENCIES						
FCHS Health Prof LF-cc	93.342	1,985	-	U.S. Department of Health and Human Services	U.S. Department of Health and Human Services	FF
TOTAL OTHER FEDERAL AGENCIES		1,985	-			
TOTAL STUDENT FINANCIAL AID - CHS CAMPUS		19,877,090	-			
TULSA CAMPUS						
DEPARTMENT OF EDUCATION						
FEDERAL WORK-STUDY PROGRAM						
FTUL FY20 Federal Work Study	84.033A	(62)	-	EDUCATION, DEPARTMENT OF / OFFICE OF FEDERAL STUDENT AID	U.S. Department of Education	FF
TOTAL FEDERAL WORK-STUDY PROGRAM		(62)	-			
TOTAL STUDENT FINANCIAL AID - TULSA CAMPUS		(62)	-			
TOTAL STUDENT FINANCIAL AID		225,964,976	-			
OTHER TYPE A PROGRAMS						
DEPARTMENT OF AGRICULTURE						
OMGR Hort & Land Arch S/L	10.511	225,777	-	AGRICULTURE, DEPARTMENT OF / NATIONAL INSTITUTE OF FOOD AND AGRICULTURE	U.S. Department of Agriculture	FF
OMGR Oklahoma - NI19SLBC	10.511	185,941	-	AGRICULTURE, DEPARTMENT OF / NATIONAL INSTITUTE OF FOOD AND AGRICULTURE	U.S. Department of Agriculture	FF
OMGR District West - NI19SLBC	10.511	162,505	-	AGRICULTURE, DEPARTMENT OF / NATIONAL INSTITUTE OF FOOD AND AGRICULTURE	U.S. Department of Agriculture	FF
OMGR Payne - NI19SLBC	10.511	162,180	-	AGRICULTURE, DEPARTMENT OF / NATIONAL INSTITUTE OF FOOD AND AGRICULTURE	U.S. Department of Agriculture	FF
OMGR Tulsa - NI19SLBC	10.511	152,165	-	AGRICULTURE, DEPARTMENT OF / NATIONAL INSTITUTE OF FOOD AND AGRICULTURE	U.S. Department of Agriculture	FF
OMGR District NE - NI19SLBC	10.511	149,943	-	AGRICULTURE, DEPARTMENT OF / NATIONAL INSTITUTE OF FOOD AND AGRICULTURE	U.S. Department of Agriculture	FF
OMGR District SE - NI19SLBC	10.511	139,141	-	AGRICULTURE, DEPARTMENT OF / NATIONAL INSTITUTE OF FOOD AND AGRICULTURE	U.S. Department of Agriculture	FF
OMGR Canadian - NI19SLBC	10.511	134,713	-	AGRICULTURE, DEPARTMENT OF / NATIONAL INSTITUTE OF FOOD AND AGRICULTURE	U.S. Department of Agriculture	FF
OMGR Ent & Plant Path S/L	10.511	125,927	-	AGRICULTURE, DEPARTMENT OF / NATIONAL INSTITUTE OF FOOD AND AGRICULTURE	U.S. Department of Agriculture	FF
OMGR Pittsburg - NI19SLBC	10.511	117,311	-	AGRICULTURE, DEPARTMENT OF / NATIONAL INSTITUTE OF FOOD AND AGRICULTURE	U.S. Department of Agriculture	FF
OMGR Rogers - NI19SLBC	10.511	109,277	-	AGRICULTURE, DEPARTMENT OF / NATIONAL INSTITUTE OF FOOD AND AGRICULTURE	U.S. Department of Agriculture	FF
OMGR Garfield - NI19SLBC	10.511	107,328	-	AGRICULTURE, DEPARTMENT OF / NATIONAL INSTITUTE OF FOOD AND AGRICULTURE	U.S. Department of Agriculture	FF
OMGR 4-H Program-S/L	10.511	106,553	-	AGRICULTURE, DEPARTMENT OF / NATIONAL INSTITUTE OF FOOD AND AGRICULTURE	U.S. Department of Agriculture	FF
OMGR Cleveland - NI19SLBC	10.511	103,201	-	AGRICULTURE, DEPARTMENT OF / NATIONAL INSTITUTE OF FOOD AND AGRICULTURE	U.S. Department of Agriculture	FF
OMGR FFY20 Goal 1 Int-NI20SLBC	10.511	100,221	-	AGRICULTURE, DEPARTMENT OF / NATIONAL INSTITUTE OF FOOD AND AGRICULTURE	U.S. Department of Agriculture	FF
OMGR Pontotoc - NI19SLBC	10.511	95,272	-	AGRICULTURE, DEPARTMENT OF / NATIONAL INSTITUTE OF FOOD AND AGRICULTURE	U.S. Department of Agriculture	FF
OMGR Texas - NI19SLBC	10.511	93,682	-	AGRICULTURE, DEPARTMENT OF / NATIONAL INSTITUTE OF FOOD AND AGRICULTURE	U.S. Department of Agriculture	FF
OMGR Lincoln - NI19SLBC	10.511	82,886	-	AGRICULTURE, DEPARTMENT OF / NATIONAL INSTITUTE OF FOOD AND AGRICULTURE	U.S. Department of Agriculture	FF
OMGR Animal and Food Sd - S/L	10.511	82,360	-	AGRICULTURE, DEPARTMENT OF / NATIONAL INSTITUTE OF FOOD AND AGRICULTURE	U.S. Department of Agriculture	FF
OMGR Creek - NI19SLBC	10.511	81,457	-	AGRICULTURE, DEPARTMENT OF / NATIONAL INSTITUTE OF FOOD AND AGRICULTURE	U.S. Department of Agriculture	FF
OMGR Kay - NI19SLBC	10.511	73,781	-	AGRICULTURE, DEPARTMENT OF / NATIONAL INSTITUTE OF FOOD AND AGRICULTURE	U.S. Department of Agriculture	FF
OMGR Bryan - NI19SLBC	10.511	73,069	-	AGRICULTURE, DEPARTMENT OF / NATIONAL INSTITUTE OF FOOD AND AGRICULTURE	U.S. Department of Agriculture	FF

OMGR CV-19 CARES Act -Institutional G5	84.425F	37,561	-	EDUCATION, DEPARTMENT OF	U.S. Department of Education	P425F202152	FF
OTHR CV19 OSU-OKC CARES Act Institutional Costs	84.425F	12,078	-	EDUCATION, DEPARTMENT OF	U.S. Department of Education	P425F201361	FF
OMGR CV-19 CARES Act -Institutional G5	84.425F	(69,467)	-	EDUCATION, DEPARTMENT OF	U.S. Department of Education	P425F202152	FF
OMGR CV19 CARES Act Strengthening Institutions Program (SIP)	84.425M	114,095	-	EDUCATION, DEPARTMENT OF	U.S. Department of Education	P425M201151	FF
OMGR CV19 CARES Act Strengthening Institutions Program (SIP)	84.425M	29,369	-	EDUCATION, DEPARTMENT OF	U.S. Department of Education	P425M201151	FF
OTHR CV19 CARES ACT Higher Education Emergency Relief Fund-FIPSE	84.425N	310,579	-	EDUCATION, DEPARTMENT OF	U.S. Department of Education	P425N200222	FF
TOTAL DEPARTMENT OF EDUCATION		41,887,243	-				

TOTAL OTHER TYPE A PROGRAMS		47,383,140	-				
------------------------------------	--	-------------------	---	--	--	--	--

TYPE B PROGRAMS/ASSISTANCE

DEPARTMENT OF AGRICULTURE CLUSTERS

SNAP CLUSTER							
OTHC Oklahoma Nutrition Education FY21	10.561	1,230,205	-	AGRICULTURE, DEPARTMENT OF / FOOD AND NUTRITION SERVICE	Oklahoma Department of Human Services	201919Q039046 PASS THRU PO506757	SF
OTHC Oklahoma Nutrition Education FY20	10.561	422,242	-	AGRICULTURE, DEPARTMENT OF / FOOD AND NUTRITION SERVICE	Oklahoma Department of Human Services	201919Q039046 PASS THRU PO0506757	SF
OTHC Chickasaw Nation Eagle Adventure SNAP-ED Outcomes Evaluation	10.561	21,657	-	AGRICULTURE, DEPARTMENT OF / FOOD AND NUTRITION SERVICE	Chickasaw Nation	201919Q0390346 PASS THRU CHICKASAW NATION EAGLE ADVENTU	PF
OTHC Chickasaw Nation Eagle Adventure SNAP-Ed Outcomes Evaluation	10.561	20,159	-	AGRICULTURE, DEPARTMENT OF / FOOD AND NUTRITION SERVICE	Chickasaw Nation	201919Q0390346 PASS THRU CHQ2106487	PF
TOTAL SNAP CLUSTER		1,694,263	-				

CHILD NUTRITION CLUSTER							
OTHC CACFP 2020-2021 Child and Adult Care Food Program OSUIT Daycare	10.555	8,700	-	AGRICULTURE, DEPARTMENT OF / FOOD AND NUTRITION SERVICE	OK State Department of Education	216OK329N1199 PASS THRU DC-56-010	SF
OTHC CACFP 2019-2020 Child and Adult Care Food Program OSUIT Daycare	10.555	6,778	-	AGRICULTURE, DEPARTMENT OF / FOOD AND NUTRITION SERVICE	OK State Department of Education	196OK329N1099 PASS THRU DC-56-010	SF
TOTAL CHILD NUTRITION CLUSTER		15,478	-				

TOTAL DEPARTMENT OF AGRICULTURE CLUSTERS		1,709,741	-				
---	--	------------------	---	--	--	--	--

ECONOMIC DEVELOPMENT CLUSTER

OTHC CV19 New Product Development Center	11.307	78,000	-	COMMERCE, DEPARTMENT OF / ECONOMIC DEVELOPMENT ADMINISTRATION	US Department of Commerce Economic Develk	087905455	FF
OTHC CV19 New Product Development Center	11.307	11,717	-	COMMERCE, DEPARTMENT OF / ECONOMIC DEVELOPMENT ADMINISTRATION	US Department of Commerce Economic Develk	087905455	FF
TOTAL ECONOMIC DEVELOPMENT CLUSTER		89,717	-				

FISH AND WILDLIFE CLUSTER							
OTHC Striped Bass Exploitation in Tailwater Habitats of East-Central Oklahoma	15.605	63,129	-	INTERIOR, DEPARTMENT OF THE / U.S. FISH AND WILDLIFE SERVICE	Oklahoma Department of Wildlife Conservation	F18AF00898 (F-108-R-1) PASS THRU PO3209007427	SF
OTHC Effects of Sucker Giggling on Fish Populations in Oklahoma Scenic Rivers	15.605	48,409	-	INTERIOR, DEPARTMENT OF THE / U.S. FISH AND WILDLIFE SERVICE	Oklahoma Department of Wildlife Conservation	F18AF00019 (F-100-R-1) PASS THRU PO3209007078	SF
OTHC Determining Factors Associated with Paddlefish Restoration Success in Reservoirs	15.605	28,616	-	INTERIOR, DEPARTMENT OF THE / U.S. FISH AND WILDLIFE SERVICE	Oklahoma Department of Wildlife Conservation	F18AF00660 (F-107-R-1) PASS THRU PO 3209007428	SF
OTHC Determining Factors Associated with Paddlefish Restoration Success in Reservoirs	15.605	20,927	-	INTERIOR, DEPARTMENT OF THE / U.S. FISH AND WILDLIFE SERVICE	Oklahoma Department of Wildlife Conservation	F18AF00660 (F-107-R-1) PASS THRU PO3209007428	SF
OTHC Striped Bass Exploitation in Tailwater Habitats of East-Central Oklahoma	15.605	8,707	-	INTERIOR, DEPARTMENT OF THE / U.S. FISH AND WILDLIFE SERVICE	Oklahoma Department of Wildlife Conservation	F18AF00898 (F-108-R-1) PASS THRU PO3209007427	SF
OTHC Determining Factors Associated with Paddlefish Restoration Success in Reservoirs	15.605	3,859	-	INTERIOR, DEPARTMENT OF THE / U.S. FISH AND WILDLIFE SERVICE	Oklahoma Department of Wildlife Conservation	F18AF00660 (F-107-R-1) PASS THRU PO3209007428	SF
OTHC Effects of Sucker Giggling on Fish Populations in Oklahoma Scenic Rivers	15.605	2,537	-	INTERIOR, DEPARTMENT OF THE / U.S. FISH AND WILDLIFE SERVICE	Oklahoma Department of Wildlife Conservation	F18AF00019 (F-100-R-1) PASS THRU PO3209007078	SF
OTHC Determining Factors Associated with Paddlefish Restoration Success in Reservoirs	15.605	188	-	INTERIOR, DEPARTMENT OF THE / U.S. FISH AND WILDLIFE SERVICE	Oklahoma Department of Wildlife Conservation	F18AF00660 (F-107-R-1) PASS THRU PO3209007428	SF
OTHC Black Bass Angler Harvest and Opinions in Relation to Stream Size, Access, and Fish Diversity	15.605	30	-	INTERIOR, DEPARTMENT OF THE / U.S. FISH AND WILDLIFE SERVICE	Oklahoma Department of Wildlife Conservation	F18AF00659 (F-106-R-1) PASS THRU PO3209007426	SF
OTHC Striped Bass Exploitation in Tailwater Habitats of East-Central Oklahoma	15.605	(1,620)	-	INTERIOR, DEPARTMENT OF THE / U.S. FISH AND WILDLIFE SERVICE	Oklahoma Department of Wildlife Conservation	F18AF00898 PASS THRU 3209007427	SF
OTHC Quail Ecology and Management	15.611	261,499	-	INTERIOR, DEPARTMENT OF THE / U.S. FISH AND WILDLIFE SERVICE	Oklahoma Department of Wildlife Conservation	F18AF00110 (W-195-R-1) PASS THRU PO 3209007120	SF
OTHC Spatial Ecology and Expansion of REcolonizing Black Bear Populations in Eastern Oklahoma	15.611	200,973	-	INTERIOR, DEPARTMENT OF THE / U.S. FISH AND WILDLIFE SERVICE	Oklahoma Department of Wildlife Conservation	F18AF00311 (W-199-R-1) PASS THRU PO3209007287	SF
OTHC Response of Nonbreeding Scaled Quail to Shrub Cover and Anthropogenic Structures on the Ctr	15.611	154,900	-	INTERIOR, DEPARTMENT OF THE / U.S. FISH AND WILDLIFE SERVICE	Kansas Department of Wildlife, Parks, and Tour	F19AF00656 PASS THRU W-120-R-1	PF
OTHC Status and Trends in Bobcat Populations	15.611	79,152	-	INTERIOR, DEPARTMENT OF THE / U.S. FISH AND WILDLIFE SERVICE	Oklahoma Department of Wildlife Conservation	F17AF01257 (W-191-R-1) PASS THRU PO3209007085	SF
OTHC Quail Ecology and Management II	15.611	54,771	-	INTERIOR, DEPARTMENT OF THE / U.S. FISH AND WILDLIFE SERVICE	Oklahoma Department of Wildlife Conservation	F18AF00110 (W-195-R-1) PASS THRU PO 3209007120	SF
OTHC Visitors' Characteristics and Economic Contribution of WMAs in Oklahoma	15.611	30,056	-	INTERIOR, DEPARTMENT OF THE / U.S. FISH AND WILDLIFE SERVICE	Oklahoma Department of Wildlife Conservation	F20AF00031 (W-206-R-1) PASS THRU PO3209007883	SF
OTHC In Support of Greater Prairie-Chicken Conservation in Osage County, Oklahoma	15.611	28,237	-	INTERIOR, DEPARTMENT OF THE / U.S. FISH AND WILDLIFE SERVICE	Oklahoma Department of Wildlife Conservation	F17AF01259 PASS THRU PO 3209007084	SF
OTHC Spatial Ecology and Expansion of REcolonizing Black Bear Populations in Eastern Oklahoma	15.611	18,077	-	INTERIOR, DEPARTMENT OF THE / U.S. FISH AND WILDLIFE SERVICE	Oklahoma Department of Wildlife Conservation	F18AF00311 (W-199-R-1) PASS THRU PO3209007287	SF
OTHC Quail Ecology and Management	15.611	11,367	-	INTERIOR, DEPARTMENT OF THE / U.S. FISH AND WILDLIFE SERVICE	Oklahoma Department of Wildlife Conservation	F18AF00100 (W-195-R-1) PASS THRU PO 3209007120	SF
OTHC Spatial Ecology and Expansion of REcolonizing Black Bear Populations in Eastern Oklahoma	15.611	3,926	-	INTERIOR, DEPARTMENT OF THE / U.S. FISH AND WILDLIFE SERVICE	Oklahoma Department of Wildlife Conservation	F18AF00311 (W-199-R-1) PASS THRU POW3209007287	SF
OTHC Quail Ecology and Management II	15.611	2,953	-	INTERIOR, DEPARTMENT OF THE / U.S. FISH AND WILDLIFE SERVICE	Oklahoma Department of Wildlife Conservation	F18AF00100 (W-195-R-1) PASS THRU PO3209007120	SF
OTHC Status and Trends in Bobcat Populations	15.611	2,030	-	INTERIOR, DEPARTMENT OF THE / U.S. FISH AND WILDLIFE SERVICE	Oklahoma Department of Wildlife Conservation	F17AF01257 (W-191-R-1) PASS THRU PO 3209007085	SF
OTHC Human dimensions and social carrying capacity for black bears in eastern Oklahoma	15.611	(1)	-	INTERIOR, DEPARTMENT OF THE / U.S. FISH AND WILDLIFE SERVICE	Oklahoma Department of Wildlife Conservation	F17AF00264 (W-187-R-1) PASS THRU PO 3209006807	SF
OTHC Quail Ecology and Management II	15.611	(185)	-	INTERIOR, DEPARTMENT OF THE / U.S. FISH AND WILDLIFE SERVICE	Oklahoma Department of Wildlife Conservation	F18AF00110 (W-195-R-1) PASS THRU 3209007120	SF
OTHC In Support of Greater Prairie-Chicken Conservation in Osage County, Oklahoma	15.611	(763)	-	INTERIOR, DEPARTMENT OF THE / U.S. FISH AND WILDLIFE SERVICE	Oklahoma Department of Wildlife Conservation	F17AF01259 (W-178-R-2) PASS THRU PO3209007084	SF
TOTAL FISH AND WILDLIFE CLUSTER		1,021,774	-				

WIOA CLUSTER							
OTHC PY16 WIOA Adult	17.258	7,425	-	LABOR, DEPARTMENT OF / EMPLOYMENT AND TRAINING ADMINISTRATION	U.S. Department of Labor	AA283371655A40-AA283373M0	FF
OTHC FY18 WIOA Adult	17.258	2,478	-	LABOR, DEPARTMENT OF / EMPLOYMENT AND TRAINING ADMINISTRATION	U.S. Department of Labor	AA307381755A40-AA30738AC0	FF
OTHC FY16 WIOA Adult	17.258	439	-	LABOR, DEPARTMENT OF / EMPLOYMENT AND TRAINING ADMINISTRATION	U.S. Department of Labor	AA268001555A40-AA268001E0	FF
OTHC PY15 WIA Adult Activities	17.258	(472)	-	LABOR, DEPARTMENT OF / EMPLOYMENT AND TRAINING ADMINISTRATION	U.S. Department of Labor	AA268001555A40-AA26800Y00	FF
OTHC FY15 WIOA Adult	17.258	(2,111)	-	LABOR, DEPARTMENT OF / EMPLOYMENT AND TRAINING ADMINISTRATION	U.S. Department of Labor	AA-26800-15-55-A-40	FF
OTHC FY18 WIOA Adult	17.258	(6,498)	-	LABOR, DEPARTMENT OF / EMPLOYMENT AND TRAINING ADMINISTRATION	U.S. Department of Labor	AA307381755A40-AA30738AC0	FF
OTHC PY15 WIOA Youth	17.259	3,911	-	LABOR, DEPARTMENT OF / EMPLOYMENT AND TRAINING ADMINISTRATION	U.S. Department of Labor	AA-26800-15-55-A-40	FF
OTHC Program Year 2018 Allotment for the WIOA Youth Program	17.259	757	-	LABOR, DEPARTMENT OF / EMPLOYMENT AND TRAINING ADMINISTRATION	U.S. Department of Labor	AA-32245-18-55-A-40	FF
OTHC PY15 WIOA Youth	17.259	(578)	-	LABOR, DEPARTMENT OF / EMPLOYMENT AND TRAINING ADMINISTRATION	U.S. Department of Labor	AA-26800-15-55-A-40	FF
OTHC PY16 WIOA Youth	17.259	(3,913)	-	LABOR, DEPARTMENT OF / EMPLOYMENT AND TRAINING ADMINISTRATION	U.S. Department of Labor	AA283371655A40-AA283373Q0	FF
OTHC FY17 WIOA DLW	17.278	1,341	-	LABOR, DEPARTMENT OF / EMPLOYMENT AND TRAINING ADMINISTRATION	U.S. Department of Labor	AA283371655A40-AA283375U0	FF
OTHC FY17 WIOA Youth	17.278	1,119	-	LABOR, DEPARTMENT OF / EMPLOYMENT AND TRAINING ADMINISTRATION	U.S. Department of Labor	AA307381755A40-AA30738Z0	FF
OTHC PY15 WIOA Dislocated Worker	17.278	1,048	-	LABOR, DEPARTMENT OF / EMPLOYMENT AND TRAINING ADMINISTRATION	U.S. Department of Labor	AA-26800-15-55-A-40	FF
OTHC PY15 WIOA Dislocated Worker	17.278	276	-	LABOR, DEPARTMENT OF / EMPLOYMENT AND TRAINING ADMINISTRATION	U.S. Department of Labor	AA-26800-15-55-A-40	FF
OTHC FY17 WIOA DLW	17.278	43	-	LABOR, DEPARTMENT OF / EMPLOYMENT AND TRAINING ADMINISTRATION	U.S. Department of Labor	AA283371655A40-AA283375U0	FF
OTHC PY14 WIOA Dislocated Worker	17.278	16	-	LABOR, DEPARTMENT OF / EMPLOYMENT AND TRAINING ADMINISTRATION	U.S. Department of Labor	AA253741455A40	FF
OTHC FY17 WIOA DLW	17.278	-	-	LABOR, DEPARTMENT OF / EMPLOYMENT AND TRAINING ADMINISTRATION	U.S. Department of Labor	AA283371655A40-AA283375U0	FF
OTHC PY17 WIOA Dislocated Worker	17.278	-	-	LABOR, DEPARTMENT OF / EMPLOYMENT AND TRAINING ADMINISTRATION	U.S. Department of Labor	AA307381755A40-AA30738BQ0	FF
OTHC PY17 WIOA Dislocated Worker	17.278	(1,321)	-	LABOR, DEPARTMENT OF / EMPLOYMENT AND TRAINING ADMINISTRATION	U.S. Department of Labor	AA307381755A40-AA30738BQ0	FF
OTHC FY16 WIOA Dislocated Worker	17.278	(3,242)	-	LABOR, DEPARTMENT OF / EMPLOYMENT AND TRAINING ADMINISTRATION	U.S. Department of Labor	AA268001555A40-AA268001G0	FF
OTHC FY18 WIOA Dislocated Worker	17.278	(6,041)	-	LABOR, DEPARTMENT OF / EMPLOYMENT AND TRAINING ADMINISTRATION	U.S. Department of Labor	AA307381755A40-AA30738AE0	FF
OTHC FY18 WIOA Dislocated Worker	17.278	(6,584)	-	LABOR, DEPARTMENT OF / EMPLOYMENT AND TRAINING ADMINISTRATION	U.S. Department of Labor	AA307381755A40-AA30738AE0	FF
OTHC PY17 WIOA Adult	17.278	(7,314)	-	LABOR, DEPARTMENT OF / EMPLOYMENT AND TRAINING ADMINISTRATION	U.S. Department of Labor	AA307381755A40-AA30738BQ0	FF
OTHC FY18 WIOA Dislocated Worker	17.278	(9,147)	-	LABOR, DEPARTMENT OF / EMPLOYMENT AND TRAINING ADMINISTRATION	U.S. Department of Labor	AA307381755A40-AA30738AE0	FF

OTHC FY17 WIOA Youth	17,278	(9,248)	-	LABOR, DEPARTMENT OF / EMPLOYMENT AND TRAINING ADMINISTRATION	U.S. Department of Labor	AA307381755A40-AA30738720	FF
OTHC FY17 WIOA DLW	17,278	(24,506)	-	LABOR, DEPARTMENT OF / EMPLOYMENT AND TRAINING ADMINISTRATION	U.S. Department of Labor	AA283371655A40-AA283375U0	FF
TOTAL WIOA CLUSTER		(62,122)	-				

DEPARTMENT OF TRANSPORTATION CLUSTERS

HIGHWAY PLANNING AND CONSTRUCTION CLUSTER

OTHC Local Technical Assistance Program	20,205	252,260	-	TRANSPORTATION, DEPARTMENT OF / FEDERAL HIGHWAY ADMINISTRATION	Oklahoma Department of Transportation	LATAP-TTY-LTAP(009)JT JP30001(20) PASS THRU LATAP-TTY-LTAP(009)TT 1440	SF
OTHC Development of an Apple App for GDOT Form 319Development of an Apple App for GDOT AAS	20,205	98,787	-	TRANSPORTATION, DEPARTMENT OF / FEDERAL HIGHWAY ADMINISTRATION	Georgia Department Of Transportation	0016502Z37E PASS THRU Development of an Apple App fo	PF
OTHC Local Technical Assistance Program	20,205	82,148	-	TRANSPORTATION, DEPARTMENT OF / FEDERAL HIGHWAY ADMINISTRATION	Oklahoma Department of Transportation	TTY-LTAP (008) TT JP30001(19) PASS THRU 1440	SF
OTHC Concrete Pavement Mixtures with High Supplementary Cementitious Materials (SCM) Content	20,205	48,521	-	TRANSPORTATION, DEPARTMENT OF / FEDERAL HIGHWAY ADMINISTRATION	Univ Of Illinois	1775200501 PASS THRU 087795-16630	PF
OTHC 2021 National Summer Transportation Institute	20,205	21,377	-	TRANSPORTATION, DEPARTMENT OF / FEDERAL HIGHWAY ADMINISTRATION	Oklahoma Department of Transportation	693JJ22140000249BOK2995281 PASS THRU 2021 NSTI	SF
OTHC Evaluation of Pavement Rehabilitation Alternatives for I-15 Sections of Idaho	20,205	21,033	-	TRANSPORTATION, DEPARTMENT OF / FEDERAL HIGHWAY ADMINISTRATION	Idaho Transportation Department	693JJ2213000Z001IDA020688 PASS THRU Key No. 20688	PF
OTHC Developing Recommendations for Allowable RAP Contents in Idaho Asphalt Mixes	20,205	15,761	-	TRANSPORTATION, DEPARTMENT OF / FEDERAL HIGHWAY ADMINISTRATION	Idaho Transportation Department	DOT order No. 1050.2A PASS THRU 2020-01	PF
OTHC 2021 National Summer Transportation Institute	20,205	7,731	-	TRANSPORTATION, DEPARTMENT OF / FEDERAL HIGHWAY ADMINISTRATION	Oklahoma Department of Transportation	693JJ22140000249BOK2995281 PASS THRU 2021 NSTI	SF
OTHC Local Technical Assistance Program	20,205	-	-	TRANSPORTATION, DEPARTMENT OF / FEDERAL HIGHWAY ADMINISTRATION	Oklahoma Department of Transportation	TTYLTAP(005) ITEM1440 PASS THRU PO3459052426	SF
OTHC Measuring Transport Properties of Portland Cement Concrete Using Electrical Resistivity	20,205	(1,270)	-	TRANSPORTATION, DEPARTMENT OF / FEDERAL HIGHWAY ADMINISTRATION	Univ Of Illinois	SPR-02J9(244) PASS THRU 08779517545	PF
OTHC Treewalk Village	20,219	136,388	-	TRANSPORTATION, DEPARTMENT OF / FEDERAL HIGHWAY ADMINISTRATION	Oklahoma Tourism & Recreation Department	NRT-RT16(100)16-14 PASS THRU 16-14	SF
OTHC Treewalk Village	20,219	(136,388)	-	TRANSPORTATION, DEPARTMENT OF / FEDERAL HIGHWAY ADMINISTRATION	Oklahoma Tourism & Recreation Department	NRT-RT16(100)16-14 PASS THRU 16-14	SF
TOTAL HIGHWAY PLANNING & CONST. CLUSTER		546,348	-				

HIGHWAY SAFETY CLUSTER

OTHC FY21 OSU-OKC Motorcycle Training & Education	20,600	9,184	-	TRANSPORTATION, DEPARTMENT OF / NATIONAL HIGHWAY TRAFFIC SAFETY ADMINISTRATION	Oklahoma Highway Safety Office	69A37520300004020OK0 PASS THRU OHSO-FFY2021-OSU-OKC-00122	SF
OTHC FY20 OHSO Motorcycle Safety Grant	20,600	8,385	-	TRANSPORTATION, DEPARTMENT OF / NATIONAL HIGHWAY TRAFFIC SAFETY ADMINISTRATION	Oklahoma Highway Safety Office	69A37520300004020OK0 PASS THRU STMC-20-02-08-09	SF
TOTAL HIGHWAY SAFETY CLUSTER		17,569	-				

TOTAL DEPARTMENT OF TRANSPORTATION CLUSTERS

563,917

DEPARTMENT OF EDUCATION CLUSTERS

SPECIAL EDUCATION CLUSTER (IDEA)

OTHC OSDE ABLE Tech Services	84,027A	533,297	-	EDUCATION, DEPARTMENT OF / OFFICE OF SPECIAL EDUCATION AND REHABILITATIVE SE	Okla State Dept Of Education	H027A160051 PASS THRU PO 2659018966	SF
OTHC SERC Special Education Resolution Center	84,027A	490,256	-	EDUCATION, DEPARTMENT OF / OFFICE OF SPECIAL EDUCATION AND REHABILITATIVE SE	OK State Department of Education	H027A160051 PASS THRU PO 2659018948	SF
OTHC SERC-Special Education Resolution Center FY22	84,027A	2,441	-	EDUCATION, DEPARTMENT OF / OFFICE OF SPECIAL EDUCATION AND REHABILITATIVE SE	OK State Department of Education	H027A160051 PASS THRU PO #2659019549	SF
OTHC OSDE AT Services	84,027A	90	-	EDUCATION, DEPARTMENT OF / OFFICE OF SPECIAL EDUCATION AND REHABILITATIVE SE	OK State Department of Education	H027A160051 PASS THRU PO2659019661	SF
OTHC OSDE AT Services	84,027A	-	-	EDUCATION, DEPARTMENT OF / OFFICE OF SPECIAL EDUCATION AND REHABILITATIVE SE	OK State Department of Education	H027A150051 PASS THRU PO2659016591	SF
OTHC Special Education Resolution Center (SERC)	84,027A	-	-	EDUCATION, DEPARTMENT OF / OFFICE OF SPECIAL EDUCATION AND REHABILITATIVE SE	OK State Department of Education	H027A140051 PASS THRU PO2659014415	SF
OTHC Evaluation of the collaborative Oklahoma State University/Stilwater Public Schools Transition Prc	84,027A	(360)	-	EDUCATION, DEPARTMENT OF / OFFICE OF SPECIAL EDUCATION AND REHABILITATIVE SE	Stillwater Public Schools	H027A190051 PASS THRU EVALUATION OF THE COLLABORATIV	PF
OTHC Special Education Resolution Center	84,027A	(2,283)	-	EDUCATION, DEPARTMENT OF / OFFICE OF SPECIAL EDUCATION AND REHABILITATIVE SE	OK State Department of Education	H027A160051 PASS THRU PO2659017949	SF
OTHC OSDE AT Services	84,027A	(19,403)	-	EDUCATION, DEPARTMENT OF / OFFICE OF SPECIAL EDUCATION AND REHABILITATIVE SE	OK State Department of Education	H027A160051 PASS THRU PO2659017937	SF
TOTAL SPECIAL EDUCATION CLUSTER (IDEA)		1,004,038	-				

TRIO CLUSTER

OTHC FY21-FY25 SOAR (Students Overcoming Academic Roadblocks)	84,042A	296,559	-	EDUCATION, DEPARTMENT OF / OFFICE OF POSTSECONDARY EDUCATION	U.S. Department of Education	P042A200303	FF
OTHC Student Support Services - TRIO	84,042A	204,804	-	EDUCATION, DEPARTMENT OF / OFFICE OF POSTSECONDARY EDUCATION	U.S. Department of Education	P042A201749	FF
OTHC Student Support Services	84,042A	60,048	-	EDUCATION, DEPARTMENT OF / OFFICE OF POSTSECONDARY EDUCATION	U.S. Department of Education	P042A151210	FF
OTHC FY16-FY20 Project Students Overcoming Academic Roadblocks (SOAR) Grant	84,042A	52,417	-	EDUCATION, DEPARTMENT OF / OFFICE OF POSTSECONDARY EDUCATION	U.S. Department of Education	P042A150794	FF
OTHC Student Support Services Program	84,042A	57	-	EDUCATION, DEPARTMENT OF / OFFICE OF POSTSECONDARY EDUCATION	U.S. Department of Education	P042A100302	FF
OTHC FY17 - FY21 Talent Search Grant	84,044A	245,280	-	EDUCATION, DEPARTMENT OF / OFFICE OF POSTSECONDARY EDUCATION	U.S. Department of Education	P044A160467	FF
OTHC Talent Search OKState	84,044A	234,604	-	EDUCATION, DEPARTMENT OF / OFFICE OF POSTSECONDARY EDUCATION	U.S. Department of Education	P044A160548	FF
OTHC FY17 - FY21 Talent Search Grant	84,044A	(4,648)	-	EDUCATION, DEPARTMENT OF / OFFICE OF POSTSECONDARY EDUCATION	U.S. Department of Education	P044A160467	FF
OTHC Upward Bound	84,047A	373,817	-	EDUCATION, DEPARTMENT OF / OFFICE OF POSTSECONDARY EDUCATION	U.S. Department of Education	P047A171149	FF
OTHC Upward Bound	84,047A	274,048	-	EDUCATION, DEPARTMENT OF / OFFICE OF POSTSECONDARY EDUCATION	U.S. Department of Education	P047A170272	FF
OTHC FY14 Upward Bound Grant	84,047A	81	-	EDUCATION, DEPARTMENT OF / OFFICE OF POSTSECONDARY EDUCATION	U.S. Department of Education	P047A120368	FF
OTHC Ronald E McNair Program	84,217A	191,843	-	EDUCATION, DEPARTMENT OF / OFFICE OF POSTSECONDARY EDUCATION	U.S. Department of Education	P217A170248	FF
TOTAL TRIO CLUSTER		1,928,910	-				

TOTAL DEPARTMENT OF EDUCATION CLUSTERS

2,932,948

DEPARTMENT OF HEALTH AND HUMAN SERVICES CLUSTERS

TANF CLUSTER

OTHC FY21 Project Reach Grant	93,558	194,654	-	HEALTH AND HUMAN SERVICES, DEPARTMENT OF / ADMINISTRATION FOR CHILDREN ANI	OK State Regents for Higher Education	PRWORA of 1996 PL 104-193 PASS THRU FY21 Project Reach	SF
OTHC OSRHE TANF MPower FY21	93,558	149,533	-	HEALTH AND HUMAN SERVICES, DEPARTMENT OF / ADMINISTRATION FOR CHILDREN ANI	OK State Regents for Higher Education	2101OKTANF PASS THRU M-POWER	SF
OTHC OSUIT TANF Mpower FY20	93,558	905	-	HEALTH AND HUMAN SERVICES, DEPARTMENT OF / ADMINISTRATION FOR CHILDREN ANI	OK State Regents for Higher Education	2001OKTANF PASS THRU OSUIT TANF MPOWER FY20	SF
OTHC FY20 Project Reach Fund	93,558	(14,307)	-	HEALTH AND HUMAN SERVICES, DEPARTMENT OF / ADMINISTRATION FOR CHILDREN ANI	OK State Regents for Higher Education	PA20000528 PASS THRU FY20 TANF	SF
TOTAL TANF CLUSTER		330,785	-				

CCDF CLUSTER

OTHC FY21 Scholars for Excellence Grant	93,575	81,781	-	HEALTH AND HUMAN SERVICES, DEPARTMENT OF / ADMINISTRATION FOR CHILDREN ANI	OK State Regents for Higher Education	21000308 PASS THRU FY21 SCHOLARS EXCELLENCE	SF
OTHC FY20 Scholars for Excellence Grant	93,575	(8,338)	-	HEALTH AND HUMAN SERVICES, DEPARTMENT OF / ADMINISTRATION FOR CHILDREN ANI	OK State Regents for Higher Education	PA17000352 PASS THRU FY20 SCHOLARS	SF
TOTAL CCDF CLUSTER		73,443	-				

HEAD START CLUSTER

OTHC Expanding the Cycle of Opportunity: Simultaneously Educating Parents and Children in Head Start	93,600	344	-	HEALTH AND HUMAN SERVICES, DEPARTMENT OF / ADMINISTRATION FOR CHILDREN ANI	Northwestern University	90YR0073 PASS THRU PROJ0013192	PF
OTHC Expanding the Cycle of Opportunity: Simultaneously Educating Parents and Children in Head Start	93,600	58	-	HEALTH AND HUMAN SERVICES, DEPARTMENT OF / ADMINISTRATION FOR CHILDREN ANI	Northwestern University	90YR0073-03-00 PASS THRU SP0033704-PROJ0009722	PF
TOTAL HEAD START CLUSTER		402	-				

MEDICAID CLUSTER

OTHC National Core Indicators-Aging and Disabilities	93,778	34,637	-	HEALTH AND HUMAN SERVICES, DEPARTMENT OF / CENTERS FOR MEDICARE AND MEDIC	Oklahoma Department of Human Services	1905OK5MAP PASS THRU 20010745	SF
OTHC National Core Indicators-Aging and Disabilities FY22	93,778	14,965	-	HEALTH AND HUMAN SERVICES, DEPARTMENT OF / CENTERS FOR MEDICARE AND MEDIC	Oklahoma Department of Human Services (De	1905OK5MAP PASS THRU 20010745	SF
OTHC National Core Indicators-Aging and Disabilities	93,778	-	-	HEALTH AND HUMAN SERVICES, DEPARTMENT OF / CENTERS FOR MEDICARE AND MEDIC	Oklahoma Department of Human Services	1905OK5MAP PASS THRU PO20010745	SF
OTHC Promoting Self-Determination	93,778	(347)	-	HEALTH AND HUMAN SERVICES, DEPARTMENT OF / CENTERS FOR MEDICARE AND MEDIC	Oklahoma Department of Human Services	1905OK5MAP PASS THRU 200605	SF
TOTAL MEDICAID CLUSTER		49,255	-				

TOTAL DEPARTMENT OF HEALTH AND HUMAN SERVICES CLUSTERS

453,885

DEPARTMENT OF AGRICULTURE

OTHR USDA Work Study Funding-Program Participation Agreement	10.000	16,738	-	DEPARTMENT OF AGRICULTURE	U.S. Department of Agriculture	56-3072-1-1101	FF
OTHR OCFWS w/USDA-ARS	10.000	4,016	-	DEPARTMENT OF AGRICULTURE	U.S. Department of Agriculture	56-3072-8-1101	FF
OTHR A Rapidly Deployable Animal Health disaster communication and Education Network	10.025	25,212	-	AGRICULTURE, DEPARTMENT OF / ANIMAL AND PLANT HEALTH INSPECTION SERVICE	U.S. Department of Agriculture	AP20VSC6AH00C031	FF
OTHR Using Reduced-Lignin Alfalfa Cultivars to Improve Water Use Efficiency, Forage Yield, and Forag	10.030	302	-	AGRICULTURE, DEPARTMENT OF / ANIMAL AND PLANT HEALTH INSPECTION SERVICE	U.S. Department of Agriculture	2019-70005-30290	FF
OTHR FY19-FY21 Farmer's Market Promotion Program	10.168	86,835	-	AGRICULTURE, DEPARTMENT OF / AGRICULTURAL MARKETING SERVICE	U.S. Department of Agriculture	AM180100XXXXG071	FF
OTHR Assessing vegetable grafting for tomato, pepper and watermelon production in Oklahoma	10.170	26,512	-	AGRICULTURE, DEPARTMENT OF / AGRICULTURAL MARKETING SERVICE	Oklahoma Department of Agriculture	AM200100XXXXG024 PASS THRU PO 0409018267	SF
OTHR Integrated Cucurbit Crop Scheduling and Pest and Pollinator Management	10.170	9,650	-	AGRICULTURE, DEPARTMENT OF / AGRICULTURAL MARKETING SERVICE	Oklahoma Department of Agriculture	15-SCBG-OK-0019 PASS THRU PO# 0409017591	SF
OTHR Backyard Demonstration Garden	10.170	6,767	-	AGRICULTURE, DEPARTMENT OF / AGRICULTURAL MARKETING SERVICE	Oklahoma Department of Agriculture	AM200100XXXXG024 PASS THRU PO#0409018268	SF
OTHR Preparing Oklahoma Pecan Processor for FSMA and Third-Party Audit through Research and Te	10.170	5,238	-	AGRICULTURE, DEPARTMENT OF / AGRICULTURAL MARKETING SERVICE	Oklahoma Department of Agriculture	AM200100XXXXG024 PASS THRU PO0409018293	SF
OTHR NE OKC Local Flavor Market for Increasing Education & Access to Healthy Foods	10.175	50,043	25,000	AGRICULTURE, DEPARTMENT OF / AGRICULTURAL MARKETING SERVICE	U.S. Department of Agriculture	AM200100XXXXG187	FF
OTHR Development and Management of Canola in the Great Plains Region	10.200	33,087	-	AGRICULTURE, DEPARTMENT OF / NATIONAL INSTITUTE OF FOOD AND AGRICULTURE	Kansas State University	20193862430289 PASS THRU A200100S002	PF
OTHR Evaluating production practices and input management for optimizing winter canola production in	10.200	5,362	934	AGRICULTURE, DEPARTMENT OF / NATIONAL INSTITUTE OF FOOD AND AGRICULTURE	U.S. Department of Agriculture	2018-38624-28794	FF
OTHR IR-4 Liaison	10.200	314	-	AGRICULTURE, DEPARTMENT OF / NATIONAL INSTITUTE OF FOOD AND AGRICULTURE	University of Florida	20193438329883 PASS THRU PO 2000755000	PF
OTHR Filling the Gaps in Crops Bio-Security: Training Graduate Leaders in plant Pathogen Forensics	10.210	25,048	-	AGRICULTURE, DEPARTMENT OF / NATIONAL INSTITUTE OF FOOD AND AGRICULTURE	U.S. Department of Agriculture	20163842025497	FF
OTHR Food Manufacturing and Safety Mentoring Program to Develop Future Food Industry Leaders	10.210	10,179	-	AGRICULTURE, DEPARTMENT OF / NATIONAL INSTITUTE OF FOOD AND AGRICULTURE	U.S. Department of Agriculture	20173842026757	FF
OTHR 2020 OKSARE PDP Model state Program Assistant	10.215	32,189	-	AGRICULTURE, DEPARTMENT OF / NATIONAL INSTITUTE OF FOOD AND AGRICULTURE	University of Georgia	20193864029878 PASS THRU SUB00002344	PF
OTHR Oklahoma Sustainable Agriculture Research and Education Professional Development Program	10.215	11,776	-	AGRICULTURE, DEPARTMENT OF / NATIONAL INSTITUTE OF FOOD AND AGRICULTURE	University of Georgia	2017-38640-26914 PASS THRU SUB00001746	PF
OTHR Oklahoma Sustainables 3 Agriculture Training Program 2019-2020 Model State Program (MSP 19)	10.215	2,858	-	AGRICULTURE, DEPARTMENT OF / NATIONAL INSTITUTE OF FOOD AND AGRICULTURE	University of Georgia	2018-38640-28417 PASS THRU SUB00002002	PF
OTHR Southern Region SARE Professional Development Program - Model State Program_Assistant	10.215	(174)	-	AGRICULTURE, DEPARTMENT OF / NATIONAL INSTITUTE OF FOOD AND AGRICULTURE	University of Georgia	20163864025382 PASS THRU SUB00001462	PF
OTHR Oklahoma Sustainable Agriculture Research and Education Professional Development Program	10.215	(5,171)	-	AGRICULTURE, DEPARTMENT OF / NATIONAL INSTITUTE OF FOOD AND AGRICULTURE	University of Georgia	20183864028417 PASS THRU SUB00001992	PF
OTHR Certification in a MoodleBox	10.216	858	-	AGRICULTURE, DEPARTMENT OF / NATIONAL INSTITUTE OF FOOD AND AGRICULTURE	Langston University	20193882129042 PASS THRU LU 5-19179-1	SF
OTHR Natives: Native Americans Trained in Various Entomological Sciences	10.220	66,208	-	AGRICULTURE, DEPARTMENT OF / NATIONAL INSTITUTE OF FOOD AND AGRICULTURE	U.S. Department of Agriculture	20173841326672	FF
OTHR Bridging the Mandate Gap: Equipping Agricultural Educators to Support All Students in Exploring	10.226	22,887	-	AGRICULTURE, DEPARTMENT OF / NATIONAL INSTITUTE OF FOOD AND AGRICULTURE	U.S. Department of Agriculture	20163841425823	FF
OTHR Great Plains Diagnostic Network	10.304	95,266	-	AGRICULTURE, DEPARTMENT OF / NATIONAL INSTITUTE OF FOOD AND AGRICULTURE	Kansas State University	20163762025766 PASS THRU A000280S05A04S17048	PF
OTHR Advancing Agroecology and Community Resilience through Collaboration, Capacity-Building and	10.304	4,688	-	AGRICULTURE, DEPARTMENT OF / NATIONAL INSTITUTE OF FOOD AND AGRICULTURE	Purdue University	20183762028830 PASS THRU F0008724402009	PF
OTHR Breeding Organic Cotton Cultivars withDistinct Morphological Marker for Purity Maintenance	10.307	50,534	-	AGRICULTURE, DEPARTMENT OF / NATIONAL INSTITUTE OF FOOD AND AGRICULTURE	Texas A&M University	2017-51300-26812 PASS THRU M1802350	PF
OTHR Increasing Water Productivity, Nutrient Efficiency and Soil Health in Rainfed Food Systems of Ser	10.310	163,559	-	AGRICULTURE, DEPARTMENT OF / NATIONAL INSTITUTE OF FOOD AND AGRICULTURE	Kansas State University	20196801229888 PASS THRU A20-0118-S002	PF
OTHR Enhancing Livestock Production from Rangelands in the Great Plains	10.310	136,324	-	AGRICULTURE, DEPARTMENT OF / NATIONAL INSTITUTE OF FOOD AND AGRICULTURE	Texas A&M University	20196801229819 PASS THRU M1903195	FF
OTHR Oklahoma State University Sustainable Bioenergy Education	10.310	128,385	-	AGRICULTURE, DEPARTMENT OF / NATIONAL INSTITUTE OF FOOD AND AGRICULTURE	U.S. Department of Agriculture	20176701026733	PF
OTHR Oklahoma State University Sustainable Bioenergy Education	10.310	93,177	-	AGRICULTURE, DEPARTMENT OF / NATIONAL INSTITUTE OF FOOD AND AGRICULTURE	U.S. Department of Agriculture	20176701026733	FF
OTHR Beef Cattle Selection And Management For Adaptation To Drought	10.310	76,099	-	AGRICULTURE, DEPARTMENT OF / NATIONAL INSTITUTE OF FOOD AND AGRICULTURE	U.S. Department of Agriculture	20146700421624	FF
OTHR Compliance and Technical Assistance ofr Child and Adult Care Food Program in Family Child Ca	10.310	64,504	-	AGRICULTURE, DEPARTMENT OF / NATIONAL INSTITUTE OF FOOD AND AGRICULTURE	OU Health Sciences Center	2017-68001-26355 PASS THRU RS20170146-01A3	SF
OTHR Oklahoma State University Sustainable Bioenergy Education	10.310	45,967	-	AGRICULTURE, DEPARTMENT OF / NATIONAL INSTITUTE OF FOOD AND AGRICULTURE	U.S. Department of Agriculture	20176701026733	FF
OTHR Solar Energy Production on Agricultural Land: Risks and Opportunities	10.310	44,034	-	AGRICULTURE, DEPARTMENT OF / NATIONAL INSTITUTE OF FOOD AND AGRICULTURE	University of Maryland	2020680031182 PASS THRU 89084-Z5195202	PF
OTHR Sustaining Agriculture through Adaptive Management to Preserve the Ogallala Aquifer under a CI	10.310	36,540	-	AGRICULTURE, DEPARTMENT OF / NATIONAL INSTITUTE OF FOOD AND AGRICULTURE	Colorado State University	20166800725066 PASS THRU G062632	PF
OTHR Student Engagement in Plant Sciences Through Summer Urban Horticulture Fellows	10.310	24,200	-	AGRICULTURE, DEPARTMENT OF / NATIONAL INSTITUTE OF FOOD AND AGRICULTURE	U.S. Department of Agriculture	20186703327698	FF
OTHR Enhancing Livestock Production from Rangelands in the Great Plains	10.310	24,122	-	AGRICULTURE, DEPARTMENT OF / NATIONAL INSTITUTE OF FOOD AND AGRICULTURE	Texas A&M University	20196801229819 PASS THRU M1903195	PF
OTHR Sustaining Agriculture through Adaptive Management to Preserve the Ogallala Aquifer under a CI	10.310	23,402	-	AGRICULTURE, DEPARTMENT OF / NATIONAL INSTITUTE OF FOOD AND AGRICULTURE	Colorado State University	20166800725066 PASS THRU G062632	PF
OTHR Back to Basics: Expanding Best Management Practice Adoption in Small and Mid-Sized Beef Ent	10.310	13,468	-	AGRICULTURE, DEPARTMENT OF / NATIONAL INSTITUTE OF FOOD AND AGRICULTURE	U.S. Department of Agriculture	20176800262344	FF
OTHR Rescuegrass Threatens Crop/Livestock Systems in the Southern Great Plains	10.310	10,873	-	AGRICULTURE, DEPARTMENT OF / NATIONAL INSTITUTE OF FOOD AND AGRICULTURE	U.S. Department of Agriculture	20216900834137	FF
OTHR Back to Basics: Expanding Best Management Practice Adoption in Small and Mid-Sized Beef Ent	10.310	5,003	-	AGRICULTURE, DEPARTMENT OF / NATIONAL INSTITUTE OF FOOD AND AGRICULTURE	U.S. Department of Agriculture	20176800262344	FF
OTHR Investigating Mobile Genetic Elements and Resistance Gene Reservoirs Towards Understanding	10.310	3,848	-	AGRICULTURE, DEPARTMENT OF / NATIONAL INSTITUTE OF FOOD AND AGRICULTURE	University of Nebraska	2018-68003-27545 PASS THRU 25-6226-0546-007	PF
OTHR Compliance and Technical Assistance ofr Child and Adult Care Food Program in Family Child Ca	10.310	1,866	-	AGRICULTURE, DEPARTMENT OF / NATIONAL INSTITUTE OF FOOD AND AGRICULTURE	OU Health Sciences Center	20176800126355 PASS THRU RS20170146-01A4	SF
OTHR SCRUB Activity Kit (SCRUB Kit) to Supplement/Support Biosecurity Learning Objects	10.310	1,236	-	AGRICULTURE, DEPARTMENT OF / NATIONAL INSTITUTE OF FOOD AND AGRICULTURE	University of Arizona	2015-69004-23273 PASS THRU 4010690/29034SUB52911	PF
OTHR Expanding the Farm Financial Benchmarking Database	10.319	1,388	-	AGRICULTURE, DEPARTMENT OF / NATIONAL INSTITUTE OF FOOD AND AGRICULTURE	University of Minnesota	20203850432480 PASS THRU H008728801	FF
OTHR A Southern training, Educational Outreach, and Technical Assistance Center to Enhance Product	10.328	805	-	AGRICULTURE, DEPARTMENT OF / NATIONAL INSTITUTE OF FOOD AND AGRICULTURE	University of Florida	2018-70020-28930 PASS THRU UFDSP00012364	PF
OTHR Food Safety Training and Assistance for the Cottage Law Home Baker	10.328	419	-	AGRICULTURE, DEPARTMENT OF / NATIONAL INSTITUTE OF FOOD AND AGRICULTURE	U.S. Department of Agriculture	20177002027241	FF
OTHR Request for Support of Oklahoma's Extension IPM Programs	10.329	81,241	-	AGRICULTURE, DEPARTMENT OF / NATIONAL INSTITUTE OF FOOD AND AGRICULTURE	U.S. Department of Agriculture	20177000627282	FF
OTHR Developing Non-Chemical Harvest Weed Seed Control Strategies in Dryland Crops	10.329	33,589	-	AGRICULTURE, DEPARTMENT OF / NATIONAL INSTITUTE OF FOOD AND AGRICULTURE	Colorado State University	20197000630438 PASS THRU G-91456-2	PF
OTHR Development of a User Friendly, Rapid Scouting Procedure for the Invasive Sugarcane Aphid, Ml	10.329	895	-	AGRICULTURE, DEPARTMENT OF / NATIONAL INSTITUTE OF FOOD AND AGRICULTURE	U.S. Department of Agriculture	2015-70006-24259	FF
OMGR Enhancing Electronic Extension	10.500	954,825	722,777	AGRICULTURE, DEPARTMENT OF / NATIONAL INSTITUTE OF FOOD AND AGRICULTURE	U.S. Department of Agriculture	20194159530123	FF
OMGR FFY21 Goal 1 Int - N121SLBC	10.500	252,405	-	AGRICULTURE, DEPARTMENT OF / NATIONAL INSTITUTE OF FOOD AND AGRICULTURE	U.S. Department of Agriculture	N18SLBCXXXG036	FF
OMGR Oklahoma State university Sustainable Community Project - The Together We Can: Latino Youth	10.500	180,176	-	AGRICULTURE, DEPARTMENT OF / NATIONAL INSTITUTE OF FOOD AND AGRICULTURE	U.S. Department of Agriculture	20174152026875	FF
OMGR Oklahoma and Langston Sustainable Community Project - The United We Can: African American	10.500	154,859	545	AGRICULTURE, DEPARTMENT OF / NATIONAL INSTITUTE OF FOOD AND AGRICULTURE	U.S. Department of Agriculture	20184152028907	FF
OMGR FFY21 Goal 1 Multi-St - N121SLBC	10.500	100,980	-	AGRICULTURE, DEPARTMENT OF / NATIONAL INSTITUTE OF FOOD AND AGRICULTURE	U.S. Department of Agriculture	N18SLBCXXXG036	FF
OMGR Agr.Economics-S/L	10.500	96,295	-	AGRICULTURE, DEPARTMENT OF / NATIONAL INSTITUTE OF FOOD AND AGRICULTURE	U.S. Department of Agriculture	N17SLBCXXXG015	FF
OMGR FFY21 Goal 4 Int - N121SLBC	10.500	62,362	-	AGRICULTURE, DEPARTMENT OF / NATIONAL INSTITUTE OF FOOD AND AGRICULTURE	U.S. Department of Agriculture	N18SLBCXXXG036	FF
OMGR Cooperative Extension Agent for Osage Nation	10.500	53,094	-	AGRICULTURE, DEPARTMENT OF / NATIONAL INSTITUTE OF FOOD AND AGRICULTURE	U.S. Department of Agriculture	20174158026939	FF
OMGR Teaching Choctaw Youth andd Adults to Grow for and Access Local Markets	10.500	49,537	-	AGRICULTURE, DEPARTMENT OF / NATIONAL INSTITUTE OF FOOD AND AGRICULTURE	U.S. Department of Agriculture	2017-41580-26932	FF
OMGR Crop and Livestock Insurance Basics for Traditionally Underserved Producers	10.500	47,250	-	AGRICULTURE, DEPARTMENT OF / NATIONAL INSTITUTE OF FOOD AND AGRICULTURE	University of Arkansas	20187002728585 PASS THRU 31018-03	PF
OMGR FFY21 Goal 4 Multi-St - N121SLBC	10.500	32,902	-	AGRICULTURE, DEPARTMENT OF / NATIONAL INSTITUTE OF FOOD AND AGRICULTURE	U.S. Department of Agriculture	N18SLBCXXXG036	FF
OMGR Teaching Livestock and Horticulture Production and Finance Risk Management to Oklahoma Vet	10.500	25,884	-	AGRICULTURE, DEPARTMENT OF / NATIONAL INSTITUTE OF FOOD AND AGRICULTURE	University of Arkansas	20187002728585 PASS THRU 31014-15	PF
OMGR Pawnee Agriculture and Nutrition Initiative (PANI) - Outreach	10.500	23,692	22,736	AGRICULTURE, DEPARTMENT OF / NATIONAL INSTITUTE OF FOOD AND AGRICULTURE	U.S. Department of Agriculture	20174158026947	FF
OMGR Hort & Land Arch - N18SLBC	10.500	20,476	-	AGRICULTURE, DEPARTMENT OF / NATIONAL INSTITUTE OF FOOD AND AGRICULTURE	U.S. Department of Agriculture	N18SLBCXXXG036	FF
OMGR FFY21 Goal 5 Int - N121SLBC	10.500	19,742	-	AGRICULTURE, DEPARTMENT OF / NATIONAL INSTITUTE OF FOOD AND AGRICULTURE	U.S. Department of Agriculture	N18SLBCXXXG036	FF
OMGR FFY21 Goal 5 Multi-St - N121SLBC	10.500	19,412	-	AGRICULTURE, DEPARTMENT OF / NATIONAL INSTITUTE OF FOOD AND AGRICULTURE	U.S. Department of Agriculture	N18SLBCXXXG036	FF
OMGR Mental Health Issues for Farmers, Their Families, and Their Communities	10.500	17,508	-	AGRICULTURE, DEPARTMENT OF / NATIONAL INSTITUTE OF FOOD AND AGRICULTURE	University of Arkansas	2018-70027-28585 PASS THRU 31011-13	PF
OMGR Canadian-N18SLBC	10.500	14,458	-	AGRICULTURE, DEPARTMENT OF / NATIONAL INSTITUTE OF FOOD AND AGRICULTURE	U.S. Department of Agriculture	N18SLBCXXXG036	FF
OMGR Healthy Homes Oklahoma	10.500	14,000	-	AGRICULTURE, DEPARTMENT OF / NATIONAL INSTITUTE OF FOOD AND AGRICULTURE	University of Missouri	20194854030098 PASS THRU C00067296-5	PF
OMGR Ent & Plant Path - N18SLBC	10.500	12,593	-	AGRICULTURE, DEPARTMENT OF / NATIONAL INSTITUTE OF FOOD AND AGRICULTURE	U.S. Department of Agriculture	N18SLBCXXXG036	FF
OMGR OK 4-H Military Partnership 2020	10.500	12,492	-	AGRICULTURE, DEPARTMENT OF / NATIONAL INSTITUTE OF FOOD AND AGRICULTURE	Kansas State University	20184866128954 PASS THRU A000983S058	PF
OMGR Alfalfa-N18SLBC	10.500	11,722	-	AGRICULTURE, DEPARTMENT OF / NATIONAL INSTITUTE OF FOOD AND AGRICULTURE	U.S. Department of Agriculture	N18SLBCXXXG036	FF
OMGR Blaine-N18SLBC	10.500	10,245	-	AGRICULTURE, DEPARTMENT OF / NATIONAL INSTITUTE OF FOOD AND AGRICULTURE	U.S. Department of Agriculture	N18SLBCXXXG036	FF
OMGR What are the Odds: A Decision Tool to Simulate Probabilities of Success for Farm Transition Tools	10.500	9,448	-	AGRICULTURE, DEPARTMENT OF / NATIONAL INSTITUTE OF FOOD AND AGRICULTURE	University of Arkansas	20187002728585 PASS THRU 31014-16	PF
OMGR Agr. Economics - N18SLBC	10.500	8,754	-	AGRICULTURE, DEPARTMENT OF / NATIONAL INSTITUTE OF FOOD AND AGRICULTURE	U.S. Department of Agriculture	N18SLBCXXXG036	FF
OMGR Comanche-N18SLBC	10.500	8,509	-	AGRICULTURE, DEPARTMENT OF / NATIONAL INSTITUTE OF FOOD AND AGRICULTURE	U.S. Department of Agriculture	N18SLBCXXXG036	FF
OMGR Animal & Food Sci - N18SLBC	10.500	8,236	-	AGRICULTURE, DEPARTMENT OF / NATIONAL INSTITUTE OF FOOD AND AGRICULTURE	U.S. Department of Agriculture	N18SLBCXXXG036	FF
OMGR Oklahoma-N18SLBC	10.500	7,074	-	AGRICULTURE, DEPARTMENT OF / NATIONAL INSTITUTE OF FOOD AND AGRICULTURE	U.S. Department of Agriculture	N18SLBCXXXG036	FF
OMGR Cleveland-N18SLBC	10.500	6,604	-	AGRICULTURE, DEPARTMENT OF / NATIONAL INSTITUTE OF FOOD AND AGRICULTURE	U.S. Department of Agriculture	N18SLBCXXXG036	FF
OMGR McIntosh-N18SLBC	10.500	6,378	-	AGRICULTURE, DEPARTMENT OF / NATIONAL INSTITUTE OF FOOD AND AGRICULTURE	U.S. Department of Agriculture	N18SLBCXXXG036	FF
OMGR Beaver-N18SLBC	10.500	5,613	-	AGRICULTURE, DEPARTMENT OF / NATIONAL INSTITUTE OF FOOD AND AGRICULTURE	U.S. Department of Agriculture	N18SLBCXXXG036	FF
OMGR Okfuskee-N18SLBC	10.500	5,367	-	AGRICULTURE, DEPARTMENT OF / NATIONAL INSTITUTE OF FOOD AND AGRICULTURE	U.S. Department of Agriculture	N18SLBCXXXG036	FF
OMGR Muskogee-N18SLBC	10.500	5,298	-	AGRICULTURE, DEPARTMENT OF / NATIONAL INSTITUTE OF FOOD AND AGRICULTURE	U.S. Department of Agriculture	N18SLBCXXXG036	FF

OTHR PROVIDE: Plant Resistance of Vectors, Insects, and Disease Education	10.527	654	-	AGRICULTURE, DEPARTMENT OF / NATIONAL INSTITUTE OF FOOD AND AGRICULTURE	U.S. Department of Agriculture	20207041132780 Amend #1	FF
OTHR CACFP 2020-2021 Child and Adult Care Food Program OSUIT Daycare	10.558	767	-	AGRICULTURE, DEPARTMENT OF / FOOD AND NUTRITION SERVICE	OK State Department of Education	216OK349N2020 PASS THRU DC-56-010	SF
OTHR CACFP 2019-2020 Child and Adult Care Food Program OSUIT Daycare	10.558	504	-	AGRICULTURE, DEPARTMENT OF / FOOD AND NUTRITION SERVICE	OK State Department of Education	196OK349N2020 PASS THRU DC-56-010	SF
OTHR Cooking for Kids - Culinary Training for School Nutrition Professionals	10.560	358,756	-	AGRICULTURE, DEPARTMENT OF / FOOD AND NUTRITION SERVICE	OK State Department of Education	206OK309N2533 PASS THRU PO 2659017561	SF
OTHR Cooking for Kids - Culinary Training for School Nutrition Professionals	10.560	133,626	-	AGRICULTURE, DEPARTMENT OF / FOOD AND NUTRITION SERVICE	OK State Department of Education	196OK309N2533 PASS THRU PO2659017561	SF
OTHR Cooking for Kids - Culinary Training for School Nutrition Professionals	10.560	12,119	-	AGRICULTURE, DEPARTMENT OF / FOOD AND NUTRITION SERVICE	OK State Department of Education	196OK309N2533 PASS THRU PO2659017561	SF
OTHR Cooking for Kids - Culinary Training for School Nutrition Professionals	10.560	6,070	-	AGRICULTURE, DEPARTMENT OF / FOOD AND NUTRITION SERVICE	OK State Department of Education	206OK309N2533 PASS THRU PO 2659017561	SF
OTHR FRESH Project	10.575	10,014	-	AGRICULTURE, DEPARTMENT OF / FOOD AND NUTRITION SERVICE	Oklahoma Dept Of Education	CNF2SFY20SAOK01 PASS THRU PO 2659019429	SF
OTHR 'Oklahoma Gardening' Urban and Community Forestry Public Education	10.652	8,309	-	AGRICULTURE, DEPARTMENT OF / FOREST SERVICE	Oklahoma Department of Agriculture	106648CPG PASS THRU PO 0409017975	SF
OTHR Oklahoma Gardening Urban and Community Forestry Public Education	10.664	9,395	-	AGRICULTURE, DEPARTMENT OF / FOREST SERVICE	Oklahoma Department of Agriculture	20DG11083140001 PASS THRU PO 0409017975	SF
OTHR Solid Waste Management Grant Program	10.762	60,316	-	AGRICULTURE, DEPARTMENT OF / RURAL UTILITIES SERVICE	U.S. Department of Agriculture	420603996-19	FF
OTHR Reducing and managing solid waste across rural oklahoma	10.762	26,281	-	AGRICULTURE, DEPARTMENT OF / RURAL UTILITIES SERVICE	U.S. Department of Agriculture	RUS 3580800	FF
OTHR Innovative Technologies for Water Conservation in Flood Irrigation Systems	10.912	241,066	99,396	AGRICULTURE, DEPARTMENT OF / NATURAL RESOURCES CONSERVATION SERVICE	U.S. Department of Agriculture	NR203A750008G007	FF
OTHR Accelerating Adoption of Water Conservation Technologies and Management Practices through l	10.912	43,616	-	AGRICULTURE, DEPARTMENT OF / NATURAL RESOURCES CONSERVATION SERVICE	Univ Of Nebraska Lincoln	NR203A750013G011 PASS THRU 2563420347002	PF
OTHR Evaluation of conservation practices in the southern Great Plains: Impact on soil health and adapt	10.912	25,282	-	AGRICULTURE, DEPARTMENT OF / NATURAL RESOURCES CONSERVATION SERVICE	U.S. Department of Agriculture	NR193A750008G007	FF
OTHR Improving Nutrient Management Plan Implementation by Integrating Pollution and General Liability	10.912	18,846	-	AGRICULTURE, DEPARTMENT OF / NATURAL RESOURCES CONSERVATION SERVICE	University of Wisconsin, Madison	693A751717 PASS THRU PO 0000000133	PF
OTHR Improve Outreach to Improve Soils: Combining Data, Economics, and Communication to Improve	10.912	17,950	-	AGRICULTURE, DEPARTMENT OF / NATURAL RESOURCES CONSERVATION SERVICE	Texas A&M University	NR183A750008G013 PASS THRU M1901142	PF
OTHR Innovative Technologies for Water Conservation in Flood Irrigation Systems	10.912	13,591	-	AGRICULTURE, DEPARTMENT OF / NATURAL RESOURCES CONSERVATION SERVICE	U.S. Department of Agriculture	NR203A750008G007	FF
OTHR Innovative Technologies for Water Conservation in Flood Irrigation Systems	10.912	9,941	-	AGRICULTURE, DEPARTMENT OF / NATURAL RESOURCES CONSERVATION SERVICE	U.S. Department of Agriculture	NR203A750008G007	FF
OTHR Accelerating Adoption of Water Conservation Technologies and Management Practices through l	10.912	1,509	-	AGRICULTURE, DEPARTMENT OF / NATURAL RESOURCES CONSERVATION SERVICE	Univ Of Nebraska Lincoln	NR203A750013G011 PASS THRU 2563420347002	PF
TOTAL DEPARTMENT OF AGRICULTURE		6,013,377	871,388				

DEPARTMENT OF COMMERCE							
OTHR NPDC: Establishing a Working Prototype Development Program	11.020	191,819	94,700	COMMERCE, DEPARTMENT OF / ECONOMIC DEVELOPMENT ADMINISTRATION	US Department of Commerce Economic Develo	ED17HDQ0200079	FF
OTHR Enhancing the Oklahoma Alliance for Manufacturing Excellence with Applications Engineers in R	11.611	448,417	-	COMMERCE, DEPARTMENT OF / NATIONAL INSTITUTE OF STANDARDS AND TECHNOLOGY	OK Alliance for Manufacturing Excellence, Inc.	70NANB20H065 PASS THRU ENHANCING THE OKLAHOMA ALLIANC	SF
OTHR Enhancing the Oklahoma Alliance for Manufacturing Excellence with Applications Engineers in R	11.611	3,021	-	COMMERCE, DEPARTMENT OF / NATIONAL INSTITUTE OF STANDARDS AND TECHNOLOGY	OK Alliance for Manufacturing Excellence, Inc.	70NANB15H354 PASS THRU APP ENGINEERS IN RURAL AREAS	PF
OTHR FY20 MEA Grant	11.611	(5,727)	-	COMMERCE, DEPARTMENT OF / NATIONAL INSTITUTE OF STANDARDS AND TECHNOLOGY	OK Alliance for Manufacturing Excellence, Inc.	70NANB15H354 PASS THRU FY20 MEA GRANT	PF
OTHR FY19 MEA Grant	11.611	(11,252)	-	COMMERCE, DEPARTMENT OF / NATIONAL INSTITUTE OF STANDARDS AND TECHNOLOGY	OK Alliance for Manufacturing Excellence, Inc.	70NANB15H354 PASS THRU FY19 MEA GRANT	PF
TOTAL DEPARTMENT OF COMMERCE		626,278	94,700				

DEPARTMENT OF DEFENSE							
OTHR 2020/2021 Aerospace Propulsion Outreach Program APOP: Low Loss Ducted Inlet-Phase I	12.000	13,008	-	DEPARTMENT OF DEFENSE	Arctos Technology Solutions Llc	FA8650-14-D-2411 PASS THRU 142411-16F2639-20-53-C12	PF
OTHR 2019/2020 Aerospace Outreach Program (APOP) - Windmill Prevention and Thrust Vectoring	12.000	276	-	DEPARTMENT OF DEFENSE	Universal Technology Company Llc	FA8650-14-D-2411 PASS THRU 142411-16F2639-19-48-C12	PF
OTHR MFIX 2020 Plus Up Additional Equipment	12.000	(13,532)	-	DEPARTMENT OF DEFENSE	Torch Technologies Inc	W31F4Q18D006 16 PASS THRU PO 192807	PF
OTHR DOD OEA Impact to State Budget - Phase II	12.617	793,324	-	DEPARTMENT OF DEFENSE / OFFICE OF ECONOMIC ADJUSTMENT	Office of Economic Adjustment	ST1443602	FF
OTHR Junior Science and Humanities Symposium, FY21	12.630	8,146	-	DEPARTMENT OF DEFENSE / Office of the Secretary of Defense	National Science Teaching Association	W911SR-15-2-0001 PASS THRU 21-871-012	PF
OTHR Junior Science and Humanities Symposium, FY 2019	12.630	(266)	-	DEPARTMENT OF DEFENSE / Office of the Secretary of Defense	National Science Teachers Association	W911SR-15-2-0001 PASS THRU 727325	PF
OTHR Junior Science and Humanities Symposium, FY 2020	12.630	(828)	-	DEPARTMENT OF DEFENSE / Office of the Secretary of Defense	National Science Teachers Association	20193862430289 PASS THRU 20871016	PF
TOTAL DEPARTMENT OF DEFENSE		800,128	-				

DEPARTMENT OF JUSTICE							
OTHR Student - Led Programming to Reduce Sexual Assault and Domestic Violence Amongst Underrepr	16.525	2,821	-	JUSTICE, DEPARTMENT OF / BOARDS AND DIVISIONS OFFICES	U.S. Department of Justice	2019WAAAX0027	FF
OTHR 4-H National Mentoring Program (4-H NMP 10)	16.726	45,133	-	JUSTICE, DEPARTMENT OF / OFFICE OF JUSTICE PROGRAMS	National 4-H Council	2019MUFX0002 PASS THRU 4-H NMP 10	PF
OTHR 4-H National Mentoring Program (4-H NMP 9)	16.726	75	-	JUSTICE, DEPARTMENT OF / OFFICE OF JUSTICE PROGRAMS	National 4-H Council	2018-JU-FX-0005 PASS THRU NMP9	PF
TOTAL DEPARTMENT OF JUSTICE		48,029	-				

DEPARTMENT OF LABOR							
OTHR PY13 WIOA Incentive Grants	17.266	3,650	-	DEPARTMENT OF LABOR	U.S. Department of Labor	PI258221455A40	FF
OTHC Apprenticeship USA Expansion Grants	17.285	(1,415)	-	LABOR, DEPARTMENT OF / EMPLOYMENT AND TRAINING ADMINISTRATION	U.S. Department of Labor	AP335041960A40	FF
OTHR Apprenticeship USA	17.285	(1,751)	-	LABOR, DEPARTMENT OF / EMPLOYMENT AND TRAINING ADMINISTRATION	U.S. Department of Labor	AP291701655A40-AP291705J0	FF
OTHC Apprenticeship USA Expansion Grants	17.285	(2,845)	-	LABOR, DEPARTMENT OF / EMPLOYMENT AND TRAINING ADMINISTRATION	U.S. Department of Labor	AP335041960A40	FF
OTHR Susan Harwood Training Grant: Capacity Building Follow-on	17.502	76,864	-	LABOR, DEPARTMENT OF / OCCUPATIONAL SAFETY AND HEALTH ADMINISTRATION	U.S. Department of Labor	SH99083SH0	FF
OTHR Susan Harwood Training Grant: Capacity Building Follow-On	17.502	64,767	-	LABOR, DEPARTMENT OF / OCCUPATIONAL SAFETY AND HEALTH ADMINISTRATION	U.S. Department of Labor	SH05170SH9	FF
OTHR Susan Harwood Training Grant: Capacity Building Follow-on	17.502	5,079	-	LABOR, DEPARTMENT OF / OCCUPATIONAL SAFETY AND HEALTH ADMINISTRATION	U.S. Department of Labor	SH99083SH0	FF
OTHR Susan Harwood Training Grant: Capacity Building Follow-On	17.502	(13,828)	-	LABOR, DEPARTMENT OF / OCCUPATIONAL SAFETY AND HEALTH ADMINISTRATION	U.S. Department of Labor	SH05170SH9	FF
TOTAL DEPARTMENT OF LABOR		130,521	-				

DEPARTMENT OF STATE							
OTHR Sainz Sujet, Paola Andrea - A20227814 - LASPAU	19.415	5,100	-	STATE, DEPARTMENT OF / BUREAU OF EDUCATIONAL AND CULTURAL AFFAIRS	Laspu	Department of State PASS THRU 20191103	PF
OTHR Susilawati, Dewi-A20299069-IIE Fulbright	19.415	4,252	-	STATE, DEPARTMENT OF / BUREAU OF EDUCATIONAL AND CULTURAL AFFAIRS	Institute Of International Education/Fulbright	Department of State PASS THRU P500297546	PF
OTHR Ali, Haider - A20168051 - IIE	19.415	3,909	-	STATE, DEPARTMENT OF / BUREAU OF EDUCATIONAL AND CULTURAL AFFAIRS	Institute Of International Education/Fulbright	Department of State PASS THRU P500260083	PF
OTHR Kabiri, Shabir - A20163933-IIE	19.415	3,826	-	STATE, DEPARTMENT OF / BUREAU OF EDUCATIONAL AND CULTURAL AFFAIRS	Institute Of International Education/Fulbright	Department of State PASS THRU P500260894	PF
OTHR Sulastri Ni Nyoman 11701373 Fulbright	19.415	3,500	-	STATE, DEPARTMENT OF / BUREAU OF EDUCATIONAL AND CULTURAL AFFAIRS	Institute of International Education	Department of State PASS THRU 15141347/11701373	PF
OTHR Blal, Fatimetou - A20168894 - IFB	19.415	3,308	-	STATE, DEPARTMENT OF / BUREAU OF EDUCATIONAL AND CULTURAL AFFAIRS	Institute Of International Education/Fulbright	Department of State PASS THRU P500259315	PF
OTHR Ariati, Jati - A20162677-IIE	19.415	2,958	-	STATE, DEPARTMENT OF / BUREAU OF EDUCATIONAL AND CULTURAL AFFAIRS	Institute Of International Education/Fulbright	Department of State PASS THRU P500259527	PF
OTHR Raketomanana Hasina 11695960 Fulbright	19.415	1,400	-	STATE, DEPARTMENT OF / BUREAU OF EDUCATIONAL AND CULTURAL AFFAIRS	Institute of International Education	Department of State PASS THRU 15141633/11695960	PF
OTHR Meissara Abdel Ghani 11696432 Fulbright	19.415	1,400	-	STATE, DEPARTMENT OF / BUREAU OF EDUCATIONAL AND CULTURAL AFFAIRS	Institute of International Education	Department of State PASS THRU 15140607/11696432	PF
OTHR Maylem, Excel Rio - A20159309 - IFB	19.415	923	-	STATE, DEPARTMENT OF / BUREAU OF EDUCATIONAL AND CULTURAL AFFAIRS	Institute Of International Education/Fulbright	Department of State PASS THRU E0588456	PF
OTHR Sayed Rezaazadah	19.415	700	-	STATE, DEPARTMENT OF / BUREAU OF EDUCATIONAL AND CULTURAL AFFAIRS	Institute Of International Education/Fulbright	Department of State PASS THRU 15130416	PF
OTHR Fredy Zakarias Saudale	19.415	625	-	STATE, DEPARTMENT OF / BUREAU OF EDUCATIONAL AND CULTURAL AFFAIRS	Institute Of International Education/Fulbright	Department of State PASS THRU 15121509	PF
OTHR Arteaqa Fonseca, Jorge Luis-A20289818-LASPAU	19.415	185	-	STATE, DEPARTMENT OF / BUREAU OF EDUCATIONAL AND CULTURAL AFFAIRS	Laspu	Department of State PASS THRU 20200548	PF
TOTAL DEPARTMENT OF STATE		32,086	-				

DEPARTMENT OF TRANSPORTATION							
OTHR Roadside Vegetation management Training and Consultation	20.200	70,661	-	TRANSPORTATION, DEPARTMENT OF / FEDERAL HIGHWAY ADMINISTRATION	Oklahoma Department of Transportation	SPRY-0010(084)RS JP 01946(78) PASS THRU SPR ITEM 2156	SF
OTHR Roadside Vegetation Management Training and Consultation	20.200	62,307	-	TRANSPORTATION, DEPARTMENT OF / FEDERAL HIGHWAY ADMINISTRATION	Oklahoma Department of Transportation	SPRY0010(082)RS JP01946(76) PASS THRU SPR ITEM 2156	SF
OTHR Civil Engineering Education Outreach: Transportation Infrastructure Activities	20.200	11,535	-	TRANSPORTATION, DEPARTMENT OF / FEDERAL HIGHWAY ADMINISTRATION	Oklahoma Department of Transportation	SPRY-0010(082)RS JP01946(76) PASS THRU 2400-20-07	SF
OTHR 2017 Summer Bridge EDF Project: Design and Build an MSE Wall with Sand and Paper	20.200	40	-	TRANSPORTATION, DEPARTMENT OF / FEDERAL HIGHWAY ADMINISTRATION	University of Oklahoma	SPRY2160(B)SPRY0010(069)RS01946(08) PASS THRU 2018-02	SF
OTHR Implementing Safe Work Zone Operations Strategies	20.215	4,176	3,876	TRANSPORTATION, DEPARTMENT OF / FEDERAL HIGHWAY ADMINISTRATION	U.S. Department Of Transportation	693JJ31750004	FF
OTHR FY20 OSU Transit Non-Urban Grant Federal FY2020	20.509	1,821,742	-	TRANSPORTATION, DEPARTMENT OF / FEDERAL TRANSIT ADMINISTRATION	Oklahoma Department of Transportation	FTA5311-TP-20(392) JP25945(17) PASS THRU RT2020-15	SF
OTHR FY20 TOMF Expansion	20.509	395,320	-	TRANSPORTATION, DEPARTMENT OF / FEDERAL TRANSIT ADMINISTRATION	Oklahoma Department of Transportation	OK-2019-025 PASS THRU RT2020-15	SF
OTHR OSU Transit Non-Urban Grant Federal FY2019	20.509	11,010	-	TRANSPORTATION, DEPARTMENT OF / FEDERAL TRANSIT ADMINISTRATION	Oklahoma Department of Transportation	OK-2018-023 PASS THRU RT2019-15	SF
OTHR OSU-Stillwater Community Transit Non-Urban Grant Federal FY2018	20.509	-	-	TRANSPORTATION, DEPARTMENT OF / FEDERAL TRANSIT ADMINISTRATION	Oklahoma Department of Transportation	OK-2017-023 PASS THRU RT2018-15	SF
OTHR Southern Plains Transportation Center	20.701	(66)	-	TRANSPORTATION, DEPARTMENT OF / OFFICE OF THE SECRETARY	University of Oklahoma	DTRT13-G-UTC36 PASS THRU 2014-28	SF
TOTAL DEPARTMENT OF TRANSPORTATION		2,376,725	3,876				

DEPARTMENT OF TREASURY							
OTHR CV19 Oklahoma Arts and Cultural Industry Relief Grant	21.019	18,750	-	TREASURY, DEPARTMENT OF THE	Oklahoma Arts Council	SLT0047 PASS THRU 6155-9244	SF
TOTAL DEPARTMENT OF TREASURY		18,750	-				
NATIONAL AERONAUTICS AND SPACE ADMINISTRATION							
OMGR NASA Oklahoma Space Grant Consortium	43.008	152,587	-	NATIONAL AERONAUTICS AND SPACE ADMINISTRATION	National Aeronautics and Space Administration	80NSSC20M0114	FF
OMGR NASA Oklahoma Space Grant Consortium	43.008	97,726	43,850	NATIONAL AERONAUTICS AND SPACE ADMINISTRATION	National Aeronautics and Space Administration	80NSSC20M0114	FF
OMGR NASA Oklahoma Space Grant Consortium	43.008	77,344	35,032	NATIONAL AERONAUTICS AND SPACE ADMINISTRATION	National Aeronautics and Space Administration	80NSSC20M0114	FF
OMGR 2015-2020 NASA Oklahoma Space Grant	43.008	8,908	-	NATIONAL AERONAUTICS AND SPACE ADMINISTRATION	University of Oklahoma	NNX15AK02H PASS THRU 2016-66	SF
TOTAL NATIONAL AERONAUTICS AND SPACE ADMINISTRATION		336,565	78,882				
NATIONAL ENDOWMENT FOR THE HUMANITIES							
OTHR CV-19 NEA CARES Act	45.024	65,648	-	NATIONAL ENDOWMENT FOR THE ARTS	National Endowment For The Arts	1881291-95-20	FF
OTHR The State We're in: Water	45.024	3,859	-	NATIONAL ENDOWMENT FOR THE ARTS	National Endowment For The Arts	1853703-44-19	FF
OTHR J. Jay McVicker: Oklahoma Modernist	45.024	(121)	-	NATIONAL ENDOWMENT FOR THE ARTS	National Endowment For The Arts	1744007072	FF
OTHR CV19 Supporting Diversity and Inclusivity Through Library Humanities Initiatives	45.161	69,820	-	NATIONAL ENDOWMENT FOR THE HUMANITIES	National Endowment for the Humanities	RJ-274067-20	FF
TOTAL NATIONAL ENDOWMENT FOR THE HUMANITIES		139,206	-				
SMALL BUSINESS ADMINISTRATION							
OTHR CV19 FAPC CARES Service Center	59.037	98,175	-	Small Business Development Centers	SMALL BUSINESS ADMINISTRATION	SBAHQ20C0036 PASS THRU 2020160003	SF
OTHR SBDC Data Center 2021	59.037	76,696	-	Small Business Development Centers	SMALL BUSINESS ADMINISTRATION	SBAHQ21B0066 PASS THRU 2021120001	SF
OTHR CV19 Oklahoma Small Business Development Center CARES Supplemental Funding	59.037	72,454	-	Small Business Development Centers	SMALL BUSINESS ADMINISTRATION	SBAHQ20C0036 PASS THRU 2020090007	SF
OTHR OCES SBDC 2020	59.037	47,134	-	Small Business Development Centers	SMALL BUSINESS ADMINISTRATION	SBAHQ20B0066 PASS THRU 2020120006	SF
OTHR OSU-ITC SBDC YR 9	59.037	9,521	-	Small Business Development Centers	SMALL BUSINESS ADMINISTRATION	SBAHQ20B0066 PASS THRU 2020090010	SF
OTHR OSU-ITC SBDC Yr10	59.037	7,112	-	Small Business Development Centers	SMALL BUSINESS ADMINISTRATION	SBAHQ21-B-0090 PASS THRU 2021090003	SF
OTHR SBDC Data Center 2020	59.037	5,350	-	Small Business Development Centers	SMALL BUSINESS ADMINISTRATION	SBAHQ-19-B-0044 PASS THRU 2020-120-001	SF
OTHR Oklahoma Small Business Development Center Network	59.037	-	-	Small Business Development Centers	SMALL BUSINESS ADMINISTRATION	SBAHQ-17-B-0050 PASS THRU 2018-20007	SF
OTHR Oklahoma Small Business Development Center Network 2016	59.037	(392)	-	Small Business Development Centers	SMALL BUSINESS ADMINISTRATION	SBAHQ16B0066 PASS THRU SBAHQ16B0066/5603001EZ0036A	SF
OTHR OCES Small Business Development Center Network 2019	59.037	(7,067)	-	Small Business Development Centers	SMALL BUSINESS ADMINISTRATION	SBAHQ-19-B-0044 PASS THRU 2019-120-006	SF
OTHR OSU ITC-SBDC Year 8	59.037	(9,302)	-	Small Business Development Centers	SMALL BUSINESS ADMINISTRATION	SBAHQ19B0044 PASS THRU 2019090002	SF
OTHR Oklahoma Small Business Development Center Network 2017	59.037	(11,970)	-	Small Business Development Centers	SMALL BUSINESS ADMINISTRATION	SBAHQ17B0050 PASS THRU 2017100005	SF
OTHR Veterans Disabilities of Entrepreneurship Program	59.044	21,715	-	Veterans Outreach Program	SMALL BUSINESS ADMINISTRATION	SBAOVSD00001	FF
TOTAL SMALL BUSINESS ADMINISTRATION		309,426	-				
ENVIRONMENTAL PROTECTION AGENCY							
OTHR University Collaboration to Support Expert Review of Best Management Practices for Chesapeake	66.466	(1,927)	-	ENVIRONMENTAL PROTECTION AGENCY	Virginia Tech University	CB-96328201-0 PASS THRU 451287-19075A	PF
OTHR 2020 Pesticide Training	66.700	130,169	-	ENVIRONMENTAL PROTECTION AGENCY	Oklahoma Department of Agriculture	00635421 PASS THRU PO 0409017196	SF
OTHR 2020 Pesticide Training	66.700	51,361	-	ENVIRONMENTAL PROTECTION AGENCY	Oklahoma Department of Agriculture	00635420 PASS THRU PO 0409017196	SF
OTHR PSEP 2020	66.716	18,550	-	ENVIRONMENTAL PROTECTION AGENCY	Extension Foundation	83698001 PASS THRU SA-2020-36	PF
OTHR Pesticide Safety 2021	66.716	4,830	-	ENVIRONMENTAL PROTECTION AGENCY	Extension Foundation	X8-83698001 PASS THRU SA-2021-49	PF
TOTAL ENVIRONMENTAL PROTECTION AGENCY		202,983	-				
DEPARTMENT OF EDUCATION							
OTHR FY21 ABE Federal at OSUIT	84.002A	123,200	-	EDUCATION, DEPARTMENT OF / Office of Career, Technical, and Adult Education	OK Department of Career & Technology	V002A200037 PASS THRU 731 - ADULT ED & LITERACY	SF
OTHR FY20 ABE Federal at OSUIT	84.002A	1,142	-	EDUCATION, DEPARTMENT OF / Office of Career, Technical, and Adult Education	OK Department of Career & Technology	V002A190037 PASS THRU FY20 ABE FEDERAL AT OSUIT	PF
OTHR Early Childhood Partnership project	84.010A	(2,516)	-	EDUCATION, DEPARTMENT OF / OFFICE OF ELEMENTARY AND SECONDARY EDUCATION	Stillwater Public Schools	S010A190036 PASS THRU EARLY CHILDHOOD PARTNERSHIP PR	SF
OTHR OSUIT Invest in Student Success and Services	84.031A	96,725	-	EDUCATION, DEPARTMENT OF / OFFICE OF POSTSECONDARY EDUCATION	U.S. Department of Education	P031A200014	FF
OTHR FY21 Carl Perkins Grant	84.048A	317,031	4,118	EDUCATION, DEPARTMENT OF / Office of Career, Technical, and Adult Education	OK Department of Career & Technology	V048A200036 PASS THRU Carl Perkins-422	SF
OTHR FY21 Carl Perkins OSU-IT	84.048A	120,485	-	EDUCATION, DEPARTMENT OF / Office of Career, Technical, and Adult Education	OK Department of Career & Technology	V048A200036 PASS THRU 422-Carl Perkins	SF
OTHR OSUIT Carl Perkins FY20	84.048A	450	-	EDUCATION, DEPARTMENT OF / Office of Career, Technical, and Adult Education	OK Department of Career & Technology	V002A190037 PASS THRU FY20 OSU IT CARL PERKINS	SF
OTHR FY20 Carl Perkins Grant	84.048A	(4,377)	-	EDUCATION, DEPARTMENT OF / Office of Career, Technical, and Adult Education	OK Department of Career & Technology	V048A190036 PASS THRU FY20 CARL PERKINS GRANT	SF
OTHR Accessibility in the Workforce-OK ABLE Tech	84.126A	233,067	-	EDUCATION, DEPARTMENT OF / OFFICE OF SPECIAL EDUCATION AND REHABILITATIVE SE	Department of Rehabilitation Services	H126A170053 PASS THRU P08059019118	SF
OTHR Oklahoma Rehabilitation Council (ORC)	84.126A	137,252	-	EDUCATION, DEPARTMENT OF / OFFICE OF SPECIAL EDUCATION AND REHABILITATIVE SE	Department of Rehabilitation Services	H126A200053 PASS THRU P08050013513	SF
OTHR Oklahoma Rehabilitation Council (ORC)	84.126A	39,997	-	EDUCATION, DEPARTMENT OF / OFFICE OF SPECIAL EDUCATION AND REHABILITATIVE SE	Department of Rehabilitation Services	H126A200053 PASS THRU P08059018906	SF
OTHR Accessibility in the Workforce-OK ABLE Tech	84.126A	35	-	EDUCATION, DEPARTMENT OF / OFFICE OF SPECIAL EDUCATION AND REHABILITATIVE SE	Department of Rehabilitation Services	H126A170053 PASS THRU P08059019589	SF
OTHR DRS-Workforce Accessibility	84.126A	-	-	EDUCATION, DEPARTMENT OF / OFFICE OF SPECIAL EDUCATION AND REHABILITATIVE SE	Department of Rehabilitation Services	H126A170053 PASS THRU P08059017919	SF
OTHR DRS-Workforce Accessibility	84.126A	(15,165)	-	EDUCATION, DEPARTMENT OF / OFFICE OF SPECIAL EDUCATION AND REHABILITATIVE SE	Department of Rehabilitation Services	H126A170053 PASS THRU P08059018559	SF
OTHR OCIC School Climate Transformation Training	84.184X	29,678	-	EDUCATION, DEPARTMENT OF / OFFICE OF ELEMENTARY AND SECONDARY EDUCATION	Osage County Interlocal Cooperative	S184F180008 PASS THRU OCIC SCHOOL CLIMATE TRANSFORMA	PF
OTHR Osage County Interlocal Cooperative Projects FY20	84.184G	708	-	EDUCATION, DEPARTMENT OF / OFFICE OF ELEMENTARY AND SECONDARY EDUCATION	Osage County Interlocal Cooperative	S184G140202 PASS THRU FY20 COOPERATIVE PROJECTS	PF
OTHR Project PREPARE Practicum Program FY21	84.184X	96,142	-	EDUCATION, DEPARTMENT OF / OFFICE OF ELEMENTARY AND SECONDARY EDUCATION	Osage County Interlocal Cooperative	S184X190011 PASS THRU PROJECT PREPARE PRACTICUM PROG	PF
OTHR OK Able Tech-NIDRR-ATA w/ 1-518557 - Supplemental/Interest	84.224A	9,205	-	OFFICE OF ASSISTANT SECRETARY FOR SPECIAL EDUCATION AND REHABILITATIVE	U.S. Department of Education	H224A95007-99ED	FF
OTHR Oklahoma Tiered Intervention Support System (OTISS), FY 2018-2022	84.323A	200,124	-	EDUCATION, DEPARTMENT OF / OFFICE OF SPECIAL EDUCATION AND REHABILITATIVE SE	OK State Department of Education	H323A170008 PASS THRU P02659017138	FF
OTHR Oklahoma Tiered Intervention Support System (OTISS), FY 2018-2022	84.323A	6,217	-	EDUCATION, DEPARTMENT OF / OFFICE OF SPECIAL EDUCATION AND REHABILITATIVE SE	OK State Department of Education	H323A170008 PASS THRU P02659017138	SF
OTHR Oklahoma Tiered Intervention Support System Program - Year #2	84.323H	-	-	EDUCATION, DEPARTMENT OF / OFFICE OF SPECIAL EDUCATION AND REHABILITATIVE SE	OK State Department of Education	H323H110007 PASS THRU P02659014425	SF
OTHR CCAMPIS: Student in Need: Support for Students who are Parents	84.335A	35,003	-	U.S. DEPARTMENT OF EDUCATION	U.S. Department of Education	P335A190348	FF
OTHR Writing the Past, Changing the Future: A Century of Learning the 1921 Race Massacre	84.367D	9,002	-	EDUCATION, DEPARTMENT OF / OFFICE OF ELEMENTARY AND SECONDARY EDUCATION	National Writing Project	U367D150004 PASS THRU 92-OK01-LRNG2019	PF
OTHR NWP Advanced Institute (AI) to Scale Up the College Ready Writers Program (CRWP)	84.367D	(5)	-	EDUCATION, DEPARTMENT OF / OFFICE OF ELEMENTARY AND SECONDARY EDUCATION	National Writing Project	U367D150004 PASS THRU 2019NWPACRWP	PF
OTHR 2020-2021 NWP 13 SCALE-UP Year 4 C3WP Professional Development Grades 4, 5, 7-10	84.411A	64,640	-	EDUCATION, DEPARTMENT OF / OI - OFFICE OF INNOVATION AND IMPROVEMENT	National Writing Project	U411A16004 PASS THRU 92-OK01-202013C3WP	PF
OTHR 2019-2020 YEAR 3 13 SCALE UP C3WP PROFESSIONAL DEVELOPMENT (GRADES 4,5 & 7-10)	84.411A	15,673	-	EDUCATION, DEPARTMENT OF / OI - OFFICE OF INNOVATION AND IMPROVEMENT	National Writing Project	U411A160004 PASS THRU 92-OK01-201913C3WP	PF
OTHR Pathway to Academic Success	84.411B	14,771	-	EDUCATION, DEPARTMENT OF / OI - OFFICE OF INNOVATION AND IMPROVEMENT	University Of California Irvine	U411B130029 PASS THRU UCI WRITING PROJECT	PF
OTHR FY21 Osage County Interlocal Cooperative Projects (ENGAGE)	84.411C	41,236	-	EDUCATION, DEPARTMENT OF / OI - OFFICE OF INNOVATION AND IMPROVEMENT	Osage County Interlocal Cooperative	U411C170219 PASS THRU FY21 ENGAGE	PF
OTHR Osage County Interlocal Cooperative Projects FY20	84.411C	566	-	EDUCATION, DEPARTMENT OF / OI - OFFICE OF INNOVATION AND IMPROVEMENT	Osage County Interlocal Cooperative	U411C170219 PASS THRU FY20 PRACTICUM AGREEMENT	PF
TOTAL DEPARTMENT OF EDUCATION		1,870,106	4,118				
DEPARTMENT OF HEALTH AND HUMAN SERVICES							
OTHR REMMS Conference Contract 2019	93.074	-	-	HEALTH AND HUMAN SERVICES, DEPARTMENT OF / CENTERS FOR DISEASE CONTROL AN	Oklahoma State Department of Health	NU90TP921909 PASS THRU P03409022710	SF
OTHR The Northwestern University Two-Generation Study (NUGen) of Parent and Child Human Capital	93.093	9,655	-	HEALTH AND HUMAN SERVICES, DEPARTMENT OF / ADMINISTRATION FOR CHILDREN AN	Northwestern University	90HG1002-04 PASS THRU 60054785	PF
OTHR Produce Safety Rule Related Education and Outreach	93.103	138,558	-	HEALTH AND HUMAN SERVICES, DEPARTMENT OF / FOOD AND DRUG ADMINISTRATION	Oklahoma Department of Agriculture	U18FD005891 PASS THRU U18FD005891	SF
OTHR OADDL Testing Support for CVM Vet-LIRN-2	93.103	50,232	-	HEALTH AND HUMAN SERVICES, DEPARTMENT OF / FOOD AND DRUG ADMINISTRATION	U.S. Food and Drug Administration	U18FD006671	FF
OTHR Produce Safety Rule Related Education and Outreach	93.103	33,299	-	HEALTH AND HUMAN SERVICES, DEPARTMENT OF / FOOD AND DRUG ADMINISTRATION	Oklahoma Department of Agriculture	U18FD005891 PASS THRU U18FD005891	SF
OTHR Produce Safety Rule Related Education and Outreach	93.103	6,550	-	HEALTH AND HUMAN SERVICES, DEPARTMENT OF / FOOD AND DRUG ADMINISTRATION	Oklahoma Department of Agriculture	U18FD00589101 PASS THRU U18FD00589101	SF
OTHR OADDL Testing Support for CVM Vet-LIRN-2	93.103	4,307	-	HEALTH AND HUMAN SERVICES, DEPARTMENT OF / FOOD AND DRUG ADMINISTRATION	U.S. Food and Drug Administration	U18FD006671	FF
OTHR OADDL Testing Support for CVM Vet-LIRN-2	93.103	3,324	-	HEALTH AND HUMAN SERVICES, DEPARTMENT OF / FOOD AND DRUG ADMINISTRATION	U.S. Food and Drug Administration	U18FD006671	FF
OTHR Produce Safety Rule Related Education and Outreach	93.103	273	-	HEALTH AND HUMAN SERVICES, DEPARTMENT OF / FOOD AND DRUG ADMINISTRATION	Oklahoma Department of Agriculture	U18FD00589101 PASS THRU U18FD00589101	SF
OTHR System of Care: Strengthening our CreNet (SOC2) - Infant and Early Childhood Mental Health W	93.104	30,119	-	HEALTH AND HUMAN SERVICES, DEPARTMENT OF / SUBSTANCE ABUSE AND MENTAL HE	Oklahoma Department of Mental Health and Su	H795M063403 PASS THRU WILL NEED P04529061345	SF

OTHR System of Care: Strengthening our CreNet (SOC2) - Infant and Early Childhood Mental Health W	93.104	2,930	-	HEALTH AND HUMAN SERVICES, DEPARTMENT OF / SUBSTANCE ABUSE AND MENTAL HE	Oklahoma Department of Mental Health and Su 1H79SM063403 PASS THRU P04529061345	SF
OTHR Strengthening our CareNet (SOC2)	93.104	(15,776)	-	HEALTH AND HUMAN SERVICES, DEPARTMENT OF / SUBSTANCE ABUSE AND MENTAL HE	Oklahoma Department of Mental Health and Su 1H79SM063403 PASS THRU P0 452906147	SF
OTHR AHEC-Area Health Education Centers Program	93.107	274,410	199,533	HEALTH AND HUMAN SERVICES, DEPARTMENT OF / HEALTH RESOURCES AND SERVICES	Health Resources and Services Administration U77HP31121	FF
OTHR AHEC-Area Health Education Centers Program	93.107	172,502	141,392	HEALTH AND HUMAN SERVICES, DEPARTMENT OF / HEALTH RESOURCES AND SERVICES	Health Resources and Services Administration U77HP31121	FF
OTHR CV19 AHEC-Area Health Education Centers Program-COVID-19	93.107	68,185	54,526	HEALTH AND HUMAN SERVICES, DEPARTMENT OF / HEALTH RESOURCES AND SERVICES	Health Resources and Services Administration T1KHFP39174	FF
OTHR Area Health Education Centers (AHEC) Program	93.107	(11,836)	-	HEALTH AND HUMAN SERVICES, DEPARTMENT OF / HEALTH RESOURCES AND SERVICES	Health Resources and Services Administration 6U77HP31121	FF
OTHR State Maternal Health Innovation Program	93.110	27,737	-	HEALTH AND HUMAN SERVICES, DEPARTMENT OF / HEALTH RESOURCES AND SERVICES	Oklahoma State Department of Health U7AMC33713 PASS THRU P0 34090238231	SF
OTHR Heartland Telehealth Resource Center	93.211	39,477	-	HEALTH AND HUMAN SERVICES, DEPARTMENT OF / HEALTH RESOURCES AND SERVICES	University Of Kansas Medical Center Research 5G22RH30363 PASS THRU Z1N00033	PF
OTHR Coronavirus Telehealth Resource Center	93.211	31,630	-	HEALTH AND HUMAN SERVICES, DEPARTMENT OF / HEALTH RESOURCES AND SERVICES	University Of Kansas Medical Center Research GA5RH37462 PASS THRU Z1N00050	PF
OTHR FLEX-Rural Hospital Flexibility Program	93.241	550,933	-	HEALTH AND HUMAN SERVICES, DEPARTMENT OF / HEALTH RESOURCES AND SERVICES	Health Resources and Services Administration U2WRH33319	FF
OTHR FLEX Rural Veterans Health Access Program	93.241	298,857	-	HEALTH AND HUMAN SERVICES, DEPARTMENT OF / HEALTH RESOURCES AND SERVICES	Health Resources and Services Administration H3GRH33187	FF
OTHR FLEX-Rural Hospital Flexibility Program	93.241	200,125	-	HEALTH AND HUMAN SERVICES, DEPARTMENT OF / HEALTH RESOURCES AND SERVICES	Health Resources and Services Administration U2WRH33319	FF
OTHR FLEX - Rural Hospital Flexibility Program	93.241	15,420	-	HEALTH AND HUMAN SERVICES, DEPARTMENT OF / HEALTH RESOURCES AND SERVICES	U.S. Department of Health and Human Services H54RH00058	FF
OTHR FLEX Rural Veterans Health Access Program	93.241	7,367	-	HEALTH AND HUMAN SERVICES, DEPARTMENT OF / HEALTH RESOURCES AND SERVICES	Health Resources and Services Administration H3GRH33187	FF
OTHR Provider's Clinical Support System - Universities	93.243	114,094	-	HEALTH AND HUMAN SERVICES, DEPARTMENT OF / SUBSTANCE ABUSE AND MENTAL HE	Substance Abuse And Mental Health Services Administration /H79TI081663	FF
OTHR Oklahoma AWARE FY21	93.243	107,423	-	HEALTH AND HUMAN SERVICES, DEPARTMENT OF / SUBSTANCE ABUSE AND MENTAL HE	OK State Department of Education H79SM080968 PASS THRU P02659019091	SF
OTHR Finding Hope	93.243	86,550	-	HEALTH AND HUMAN SERVICES, DEPARTMENT OF / SUBSTANCE ABUSE AND MENTAL HE	U.S. Department of Health and Human Services H79SM081389	FF
OTHR Oklahoma AWARE East-Year One	93.243	62,250	-	HEALTH AND HUMAN SERVICES, DEPARTMENT OF / SUBSTANCE ABUSE AND MENTAL HE	OK State Department of Education H79SM083649 PASS THRU P0 2659019313	SF
OTHR Oklahoma AWARE	93.243	46,512	-	HEALTH AND HUMAN SERVICES, DEPARTMENT OF / SUBSTANCE ABUSE AND MENTAL HE	OK State Department of Education 1H79SM080968 PASS THRU P02659018217	SF
OTHR Finding Hope	93.243	31,677	-	HEALTH AND HUMAN SERVICES, DEPARTMENT OF / SUBSTANCE ABUSE AND MENTAL HE	U.S. Department of Health and Human Services H79SM081389	FF
OTHR Okmulgee County Consortium - STOP Act Grant (Sober Truth on Preventing Underage Drinking /	93.243	30,573	-	HEALTH AND HUMAN SERVICES, DEPARTMENT OF / SUBSTANCE ABUSE AND MENTAL HE	U.S. Department of Health and Human Services H79SPO21933	FF
OTHR Provider's Clinical Support System - Universities	93.243	27,570	-	HEALTH AND HUMAN SERVICES, DEPARTMENT OF / SUBSTANCE ABUSE AND MENTAL HE	Substance Abuse And Mental Health Services /H79TI081663	FF
OTHR OK GBG Training, Evaluation, & Technical Assistance FY21	93.243	18,454	-	HEALTH AND HUMAN SERVICES, DEPARTMENT OF / SUBSTANCE ABUSE AND MENTAL HE	Oklahoma Department of Mental Health and Su 1H79SM080968-01 PASS THRU POW 4529062515	SF
OTHR Iowa Tribe of Oklahoma Native Connections Grant	93.243	16,986	-	HEALTH AND HUMAN SERVICES, DEPARTMENT OF / SUBSTANCE ABUSE AND MENTAL HE	Iowa Tribe Of Oklahoma H79SM082050 PASS THRU IOWA TRIBE OF OKLAHOMA NATIVE	PF
OTHR Region 9-SPR-PFS RX Federal	93.243	14,033	-	HEALTH AND HUMAN SERVICES, DEPARTMENT OF / SUBSTANCE ABUSE AND MENTAL HE	Oklahoma Department of Mental Health and Su 1U79SPO20703 PASS THRU POW 4529062311	SF
OTHR OK GBG Training, Evaluation, & Technical Assistance FY21	93.243	12,539	-	HEALTH AND HUMAN SERVICES, DEPARTMENT OF / SUBSTANCE ABUSE AND MENTAL HE	Oklahoma Department of Mental Health and Su 1H79SM080968-01 PASS THRU P0 4529062515	SF
OTHR Region 3-SPF-RX Federal	93.243	11,818	-	HEALTH AND HUMAN SERVICES, DEPARTMENT OF / SUBSTANCE ABUSE AND MENTAL HE	Oklahoma Department of Mental Health and Su 1U79SPO20703 PASS THRU POW 4529062312	SF
OTHR Iowa Tribe of Oklahoma Native Connections Grant	93.243	2,380	-	HEALTH AND HUMAN SERVICES, DEPARTMENT OF / SUBSTANCE ABUSE AND MENTAL HE	Iowa Tribe Of Oklahoma H79SM082050 PASS THRU IOWA TRIBE OF OKLAHOMA NATIVE	PF
OTHR Creek SPF-PFS Creek County Strategic Prevention Framework - Partnership for Success and RX	93.243	27	-	HEALTH AND HUMAN SERVICES, DEPARTMENT OF / SUBSTANCE ABUSE AND MENTAL HE	Oklahoma Department of Mental Health and Su U79SPO22096 PASS THRU P04529060036	SF
OTHR Region 3-SPF-RX Federal	93.243	-	-	HEALTH AND HUMAN SERVICES, DEPARTMENT OF / SUBSTANCE ABUSE AND MENTAL HE	Oklahoma Department of Mental Health and Su 1U79SPO20703 PASS THRU POW 4529062312	SF
OTHR Creek County Strategic Prevention Framework and Partnership for Success	93.243	-	-	HEALTH AND HUMAN SERVICES, DEPARTMENT OF / SUBSTANCE ABUSE AND MENTAL HE	Oklahoma Department of Mental Health and Su 3B08TI010042 PASS THRU P04529049838	SF
OTHR Pawnee SPF-PFS Pawnee county Strategic Prevention Framework - Partnership for Success and	93.243	(191)	-	HEALTH AND HUMAN SERVICES, DEPARTMENT OF / SUBSTANCE ABUSE AND MENTAL HE	Oklahoma Department of Mental Health and Su U79SPO22096 PASS THRU P04529060035	SF
OTHR Finding Hope	93.243	(250)	-	HEALTH AND HUMAN SERVICES, DEPARTMENT OF / SUBSTANCE ABUSE AND MENTAL HE	U.S. Department of Health and Human Services H79SM081389	FF
OTHR Creek SPF-PFS Creek County Strategic Prevention Framework - Partnership for Success and RX	93.243	(842)	-	HEALTH AND HUMAN SERVICES, DEPARTMENT OF / SUBSTANCE ABUSE AND MENTAL HE	U.S. Department of Health and Human Services U79SPO20703 PASS THRU P04529060036	SF
OTHR Outreach Mini-Grant, Oklahoma 4-H ATV Rider Course	93.262	16,876	-	HEALTH AND HUMAN SERVICES, DEPARTMENT OF / CENTERS FOR DISEASE CONTROL	An University of Texas Health Science Center at T,U54OH007541 PASS THRU 4428-SC21-04	PF
OTHR DFC Creek County Substance Abuse Prevention Partnership	93.276	105,802	-	HEALTH AND HUMAN SERVICES, DEPARTMENT OF / SUBSTANCE ABUSE AND MENTAL HE	Substance Abuse And Mental Health Services /H79SP081759	FF
OMGR Small Rural Hospital Improvement Grant Program - SHIP	93.301	640,169	-	HEALTH AND HUMAN SERVICES, DEPARTMENT OF / HEALTH RESOURCES AND SERVICES	Health Resources and Services Administration H3HRH00039	FF
OMGR CV-19 Coronavirus State Hospital Improvement Program	93.301	433,386	-	HEALTH AND HUMAN SERVICES, DEPARTMENT OF / HEALTH RESOURCES AND SERVICES	Health Resources and Services Administration H3JRH37411	FF
OTHR Curbing Obesity in Adair and Muskogee Counties	93.319	450,842	-	HEALTH AND HUMAN SERVICES, DEPARTMENT OF / CENTERS FOR DISEASE CONTROL	An U.S. Department of Health and Human Services NU58DP006565	FF
OTHR Curbing Obesity in Adair and Muskogee Counties	93.319	43,115	-	HEALTH AND HUMAN SERVICES, DEPARTMENT OF / CENTERS FOR DISEASE CONTROL	An U.S. Department of Health and Human Services NU58DP006565	FF
OTHR Curbing Obesity in Adair and Muskogee Counties	93.319	25,033	-	HEALTH AND HUMAN SERVICES, DEPARTMENT OF / CENTERS FOR DISEASE CONTROL	An U.S. Department of Health and Human Services NU58DP006565	FF
OTHR #Oklahom4frams	93.325	5,843	-	HEALTH AND HUMAN SERVICES, DEPARTMENT OF / ADMINISTRATION FOR COMMUNITY LI	Christopher Reeve Foundation 90PRRC0002-01-01 PASS THRU CA 90PRRC0002-01-01	PF
OTHR Public Health Crisis Response Coop Agreement for Emer	93.354	13,906	-	HEALTH AND HUMAN SERVICES, DEPARTMENT OF / CENTERS FOR DISEASE CONTROL	An Oklahoma State Department of Health 1NU9OT921976-01-00 PASS THRU P0# 3409022499	SF
OTHR Oklahoma - Improving the Health of Americans through Prevention and Management of Diabetes	93.426	178,398	-	HEALTH AND HUMAN SERVICES, DEPARTMENT OF / CENTERS FOR DISEASE CONTROL	An Oklahoma State Department of Health NU58DP006549 PASS THRU P0# 265903267	SF
OTHR Oklahoma - Improving the Health of Americans through Prevention and Management of Diabetes	93.426	634	-	HEALTH AND HUMAN SERVICES, DEPARTMENT OF / CENTERS FOR DISEASE CONTROL	An Oklahoma State Department of Health NU58DP006549 PASS THRU P0# 2659017561	SF
OTHR Southwest ADA Center	93.433	37,151	-	HEALTH AND HUMAN SERVICES, DEPARTMENT OF / ADMINISTRATION FOR COMMUNITY LI	Memorial Hermann Health System 90DP00920100 PASS THRU 17-1627/18 THRU 21-1656	PF
OTHR Southwest ADA Center	93.433	(6,431)	-	HEALTH AND HUMAN SERVICES, DEPARTMENT OF / ADMINISTRATION FOR COMMUNITY LI	Memorial Hermann Health System 90DP0022 PASS THRU SWADA-OSU-16	PF
OTHR Oklahoma ABLE Tech	93.464	307,419	-	HEALTH AND HUMAN SERVICES, DEPARTMENT OF / ADMINISTRATION FOR COMMUNITY LI	U.S. Department of Health and Human Services 2001OKATSG-00	FF
OTHR Oklahoma ABLE Tech	93.464	78,444	-	HEALTH AND HUMAN SERVICES, DEPARTMENT OF / ADMINISTRATION FOR COMMUNITY LI	U.S. Department of Health and Human Services 2101OKATSG-00	FF
OTHR Oklahoma ABLE Tech	93.464	518	-	HEALTH AND HUMAN SERVICES, DEPARTMENT OF / ADMINISTRATION FOR COMMUNITY LI	U.S. Department of Health and Human Services 1902OKATSG-00	FF
OTHR Oklahoma ABLE Tech	93.464	113	-	HEALTH AND HUMAN SERVICES, DEPARTMENT OF / ADMINISTRATION FOR COMMUNITY LI	U.S. Department of Health and Human Services 1801OKSGAT	FF
OTHR FY18 Scholars for Excellence Grant	93.576	(5)	-	HEALTH AND HUMAN SERVICES, DEPARTMENT OF / ADMINISTRATION FOR CHILDREN AND	OK State Regents for Higher Education 90YEU189 PASS THRU P0300352	SF
OTHR Promoting Self-Determination	93.630	7,619	-	HEALTH AND HUMAN SERVICES, DEPARTMENT OF / ADMINISTRATION FOR COMMUNITY LI	Oklahoma Department of Human Services 2101OKSCDD-00 PASS THRU CONTRACT #21060999	SF
OTHR Helping Connections Program	93.665	46,134	-	HEALTH AND HUMAN SERVICES, DEPARTMENT OF / HEALTH SURVEILLANCE AND PROGR	Oklahoma Department of Mental Health and Su H79FG000715 PASS THRU Helping Connections Program	SF
OTHR Value Based Medical Student Education Training Program	93.680	1,812,291	-	HEALTH AND HUMAN SERVICES, DEPARTMENT OF HEALTH RESOURCES AND SERVICES /	Health Resources and Services Administration T99HP33555	FF
OTHR Value Based Medical Student Education Training Program	93.680	1,139,701	-	HEALTH AND HUMAN SERVICES, DEPARTMENT OF HEALTH RESOURCES AND SERVICES /	Health Resources and Services Administration T99HP33555	FF
OTHR NCWR Addiction Medicine Fellowship Project	93.732	62,051	-	HEALTH AND HUMAN SERVICES, DEPARTMENT OF / HEALTH RESOURCES AND SERVICES	Health Resources and Services Administration T25HP37608	FF
OTHR NCWR Addiction Medicine Fellowship Project	93.732	58	-	HEALTH AND HUMAN SERVICES, DEPARTMENT OF / HEALTH RESOURCES AND SERVICES	U.S. Department of Health and Human Services T25HP37608	FF
OTHR OSU Rural Opioid Technical Assistance Grants (ROTA) TA Project	93.788	333,235	-	HEALTH AND HUMAN SERVICES, DEPARTMENT OF / SUBSTANCE ABUSE AND MENTAL HE	Substance Abuse And Mental Health Services /H79TI082572	FF
OTHR Opioid STR Project ECHO	93.788	219,997	-	HEALTH AND HUMAN SERVICES, DEPARTMENT OF / SUBSTANCE ABUSE AND MENTAL HE	Oklahoma Department of Mental Health and Su 1H79TI080244 PASS THRU P04529060985	SF
OTHR OSU Rural Opioid Technical Assistance Grants (ROTA) TA Project	93.788	159,479	-	HEALTH AND HUMAN SERVICES, DEPARTMENT OF / SUBSTANCE ABUSE AND MENTAL HE	Substance Abuse And Mental Health Services /H79TI082572	FF
OTHR OK GBG Training, Evaluation, & Technical Assistance FY21	93.788	116,959	-	HEALTH AND HUMAN SERVICES, DEPARTMENT OF / SUBSTANCE ABUSE AND MENTAL HE	Oklahoma Department of Mental Health and Su 1H79TI080244 PASS THRU POW 4529062515	SF
OTHR OSU State Opioid Response Higher Education Community Outreach Initiative	93.788	51,829	-	HEALTH AND HUMAN SERVICES, DEPARTMENT OF / SUBSTANCE ABUSE AND MENTAL HE	OK State Regents for Higher Education H79TI083333 PASS THRU FY21 State Opioid Response	SF
OTHR Creek Community Outreach Services-SOS	93.788	35,096	-	HEALTH AND HUMAN SERVICES, DEPARTMENT OF / SUBSTANCE ABUSE AND MENTAL HE	Oklahoma Department of Mental Health and Su 1H79TI081698 PASS THRU POW 4529062311	SF
OTHR Pawnee County Community Outreach Services-SOS Grant	93.788	31,419	-	HEALTH AND HUMAN SERVICES, DEPARTMENT OF / SUBSTANCE ABUSE AND MENTAL HE	Oklahoma Department of Mental Health and Su 1H79TI081698 PASS THRU POW 4529062312	SF
OTHR Opioid STR Project ECHO	93.788	15,383	-	HEALTH AND HUMAN SERVICES, DEPARTMENT OF / SUBSTANCE ABUSE AND MENTAL HE	Oklahoma Department of Mental Health and Su 1H79TI080244 PASS THRU P04529058388	SF
OTHR Okmulgee Community Outreach Services-SOS	93.788	5,259	-	HEALTH AND HUMAN SERVICES, DEPARTMENT OF / SUBSTANCE ABUSE AND MENTAL HE	Oklahoma Department of Mental Health and Su 1H79TI081698 PASS THRU POW 4529062311	SF
OTHR OSU State Opioid Response Grant	93.788	5,254	-	HEALTH AND HUMAN SERVICES, DEPARTMENT OF / SUBSTANCE ABUSE AND MENTAL HE	OK State Regents for Higher Education 1H79TI081698 PASS THRU OSU STATE OPIOID RESPONSE GRAN	SF
OTHR Payne County Community Outreach Services-SOS Grant	93.788	5,096	-	HEALTH AND HUMAN SERVICES, DEPARTMENT OF / SUBSTANCE ABUSE AND MENTAL HE	Oklahoma Department of Mental Health and Su 1H79TI081698 PASS THRU POW 4529062312	SF
OTHR Region 3 community Outreach Services - Opioid STR Grant for Payne and Pawnee Counties	93.788	-	-	HEALTH AND HUMAN SERVICES, DEPARTMENT OF / SUBSTANCE ABUSE AND MENTAL HE	Oklahoma Department of Mental Health and Su 1H79TI081698/1H79TI080244 PASS THRU P04529059774	SF
OTHR Region 9 community Outreach Services - Opioid STR Grant for Creek and Okmulgee Counties	93.788	-	-	HEALTH AND HUMAN SERVICES, DEPARTMENT OF / SUBSTANCE ABUSE AND MENTAL HE	Oklahoma Department of Mental Health and Su 1H79TI081698/1H79TI080244 PASS THRU P04529059773	SF
OTHR Opioid STR Project ECHO	93.788	(23,541)	-	HEALTH AND HUMAN SERVICES, DEPARTMENT OF / SUBSTANCE ABUSE AND MENTAL HE	Oklahoma Department of Mental Health and Su 1H79TI080244 PASS THRU P0452905565	SF
OTHR Primary Care Enhancement and Training for Excellence's (PETE)'s Champions	93.884	285,404	-	HEALTH AND HUMAN SERVICES, DEPARTMENT OF / HEALTH RESOURCES AND SERVICES	Health Resources and Services Administration T13HP31905	FF
OTHR Primary Care Enhancement and Training for Excellence's (PETE)'s Champions	93.884	69,696	-	HEALTH AND HUMAN SERVICES, DEPARTMENT OF / HEALTH RESOURCES AND SERVICES	Health Resources and Services Administration T13HP31905	FF
OTHR Rural Health Network Development Program	93.912	224,899	-	HEALTH AND HUMAN SERVICES, DEPARTMENT OF / HEALTH RESOURCES AND SERVICES	Health Resources and Services Administration D06RH31060	FF
OTHR Rural Communities Opioid Response Program-Neonatal Abstinence Syndrome	93.912	98,098	-	HEALTH AND HUMAN SERVICES, DEPARTMENT OF / HEALTH RESOURCES AND SERVICES	Health Resources and Services Administration G26RH40090	FF
OTHR Rural Communities Opioid Response (Planning)	93.912	19,052	-	HEALTH AND HUMAN SERVICES, DEPARTMENT OF / HEALTH RESOURCES AND SERVICES	Health Resources and Services Administration G25RH32987	FF
OTHR Rural Communities Opioid Response (Planning)	93.912	(786)	-	HEALTH AND HUMAN SERVICES, DEPARTMENT OF / HEALTH RESOURCES AND SERVICES	Health Resources and Services Administration G25RH32987	FF
OTHR SORH - State Office of Rural Health	93.913	217,883	-	HEALTH AND HUMAN SERVICES, DEPARTMENT OF / HEALTH RESOURCES AND SERVICES	U.S. Department of Health and Human Services H96RH00153	FF
OTHR SORH - State Office of Rural Health	93.913	(10,829)	-	HEALTH AND HUMAN SERVICES, DEPARTMENT OF / HEALTH RESOURCES AND SERVICES	Health Resources and Services Administration H96RH00153	FF
OTHR Improving HIV Health Outcomes	93.914	59,907	-	HEALTH AND HUMAN SERVICES, DEPARTMENT OF / HEALTH RESOURCES AND SERVICES	AIDS United U69HA310670100 PASS THRU U69HA310670100	PF
OTHR Improving HIV Health Outcomes	93.914	45,051	-	HEALTH AND HUMAN SERVICES, DEPARTMENT OF / HEALTH RESOURCES AND SERVICES	AIDS United U69HA310670100 PASS THRU AIDS UNITED SUBAWARD 7-522720	PF
OTHR Ryan White Part B Interagency	93.917	733,675	-	HEALTH AND HUMAN SERVICES, DEPARTMENT OF / HEALTH RESOURCES AND SERVICES	Oklahoma State Department of Health X07HA00048 PASS THRU P0 3409022109	SF
OTHR Ryan White Part B Interagency	93.917	143,248	-	HEALTH AND HUMAN SERVICES, DEPARTMENT OF / HEALTH RESOURCES AND SERVICES	Oklahoma State Department of Health X07HA00048 PASS THRU P0 3409022109	SF
OTHR Ryan White Part B Interagency	93.917	59,874	-	HEALTH AND HUMAN SERVICES, DEPARTMENT OF / HEALTH RESOURCES AND SERVICES	Oklahoma State Department of Health X07HA00048 PASS THRU P0 3409022109	SF

OTHR Ryan White Part B Interagency	93.917	52,129	-	HEALTH AND HUMAN SERVICES, DEPARTMENT OF / HEALTH RESOURCES AND SERVICES Oklahoma State Department of Health	X07HA00048 PASS THRU PO 3409022109	SF
OTHR Ryan White Part B Interagency	93.917	41,720	-	HEALTH AND HUMAN SERVICES, DEPARTMENT OF / HEALTH RESOURCES AND SERVICES Oklahoma State Department of Health	X07HA00048 PASS THRU PO 3409019641	SF
OTHR Ryan White II HIV Home Health Program (HHP)	93.917	3,300	-	HEALTH AND HUMAN SERVICES, DEPARTMENT OF / HEALTH RESOURCES AND SERVICES Oklahoma State Department of Health	X07HA00048 PASS THRU 3409020708	SF
OTHR Ryan White II HIV Home Health Program (HHP)	93.917	1,796	-	HEALTH AND HUMAN SERVICES, DEPARTMENT OF / HEALTH RESOURCES AND SERVICES Oklahoma State Department of Health	X07HA00048 PASS THRU PO 3409023854	SF
OTHR Ryan White Part C Outpatient EIS Program	93.918	459,699	-	HEALTH AND HUMAN SERVICES, DEPARTMENT OF / HEALTH RESOURCES AND SERVICES Health Resources and Services Administration	H76HA00187	FF
OTHR Ryan White Part C Outpatient EIS Program	93.918	373,356	-	HEALTH AND HUMAN SERVICES, DEPARTMENT OF / HEALTH RESOURCES AND SERVICES U.S. Department of Health and Human Services	H76HA00187	FF
OTHR Ryan White Title III HIV Capacity Development and Planning Grants	93.918	85,985	-	HEALTH AND HUMAN SERVICES, DEPARTMENT OF / HEALTH RESOURCES AND SERVICES Health Resources and Services Administration	P06HA39516	FF
OTHR CV-19 Ryan White HIV/AIDS Program Part C EIS COVID-19 Response	93.918	49,116	-	HEALTH AND HUMAN SERVICES, DEPARTMENT OF / HEALTH RESOURCES AND SERVICES U.S. Department of Health and Human Services	1H7CHA37329	FF
OTHR Ryan White Title III HIV Capacity Development and Planning Grants	93.918	18,968	-	HEALTH AND HUMAN SERVICES, DEPARTMENT OF / HEALTH RESOURCES AND SERVICES Health Resources and Services Administration	P06HA33753	FF
OTHR Ryan White HIV/AIDS Program Part C HIV Early Intervention Services Program	93.918	1,659	-	HEALTH AND HUMAN SERVICES, DEPARTMENT OF / HEALTH RESOURCES AND SERVICES Health Resources and Services Administration	2 H76HA00187-22-00	FF
OTHR RW III HIV Capacity Development and Planning Grants	93.918	1,400	-	HEALTH AND HUMAN SERVICES, DEPARTMENT OF / HEALTH RESOURCES AND SERVICES Health Resources and Services Administration	PO6HA32357	FF
OTHR Ryan White HIV/AIDS Program Part C HIV Early Intervention Services Program	93.918	466	-	HEALTH AND HUMAN SERVICES, DEPARTMENT OF / HEALTH RESOURCES AND SERVICES Health Resources and Services Administration	5H76HA00187-23-00	FF
OTHR Ryan White Title III/Part C Outpatient EIS Program	93.918	317	-	HEALTH AND HUMAN SERVICES, DEPARTMENT OF / HEALTH RESOURCES AND SERVICES Health Resources and Services Administration	H76HA00187	FF
OTHR Infant Mortality Reduction Initiative	93.926	159,972	-	HEALTH AND HUMAN SERVICES, DEPARTMENT OF / HEALTH RESOURCES AND SERVICES Community Service Council of Greater Tulsa	H49MC27806 PASS THRU INFANT MORTALITY REDUCTION	PF
OTHR Region 3-Regional Prevention Coordinator Federal	93.959	154,449	-	HEALTH AND HUMAN SERVICES, DEPARTMENT OF / SUBSTANCE ABUSE AND MENTAL HE/Oklahoma Department of Mental Health and Su	3B08TI010042 PASS THRU PO# 4529062312	SF
OTHR Region 9 RPC Federal	93.959	124,479	-	HEALTH AND HUMAN SERVICES, DEPARTMENT OF / SUBSTANCE ABUSE AND MENTAL HE/Oklahoma Department of Mental Health and Su	3B08TI010042 PASS THRU PO# 4529062311	SF
OTHR OK GBG Training, Evaluation, & Technical Assistance FY21	93.959	104,786	-	HEALTH AND HUMAN SERVICES, DEPARTMENT OF / SUBSTANCE ABUSE AND MENTAL HE/Oklahoma Department of Mental Health and Su	3B08TI010042 PASS THRU PO# 4529062515	SF
OTHR Region 9-Regional Prevention Coordinator (Okmulgee & Creek Counties)	93.959	124	-	HEALTH AND HUMAN SERVICES, DEPARTMENT OF / SUBSTANCE ABUSE AND MENTAL HE/Oklahoma Department of Mental Health and Su	3B08TI010042 PASS THRU PO4529050214	SF
OTHR Region 9 - Regional Prevention Coordinator (Okmulgee and Creek Counties) Federal	93.959	(665)	-	HEALTH AND HUMAN SERVICES, DEPARTMENT OF / SUBSTANCE ABUSE AND MENTAL HE/Oklahoma Department of Mental Health and Su	3B08TI010042 PASS THRU PO4529050214	SF
OTHR Region 3 Regional Prevention Coordinator (Kay, Noble, Osage, Pawnee and Payne Counties)	93.959	(12,016)	-	HEALTH AND HUMAN SERVICES, DEPARTMENT OF / SUBSTANCE ABUSE AND MENTAL HE/Oklahoma Department of Mental Health and Su	3B08TI010042 PASS THRU PO4529050203	SF
OTHR American Indians into Psychology	93.970	249,301	-	HEALTH AND HUMAN SERVICES, DEPARTMENT OF / INDIAN HEALTH SERVICE U.S. Department of Health and Human Services	D912IHS0005	FF
OTHR OK GBG Training, Evaluation, & Technical Assistance FY21	93.982	54,835	-	HEALTH AND HUMAN SERVICES, DEPARTMENT OF / SUBSTANCE ABUSE AND MENTAL HE/Oklahoma Department of Mental Health and Su	H79FG000625 PASS THRU PO# 4529062515	SF
TOTAL DEPARTMENT OF HEALTH AND HUMAN SERVICES		12,744,761				395,451

DEPARTMENT OF HOMELAND SECURITY

OTHR Study of Emergency Services Funding Alternatives	97.000	46,366	-	DEPARTMENT OF HOMELAND SECURITY Federal Emergency Management Agency	70FA2019P00000050	FF
OTHR National Fire Academy State Fire Training Grant, 2020-2021	97.043	23,638	-	HOMELAND SECURITY, DEPARTMENT OF / FEDERAL EMERGENCY MANAGEMENT AGENCY Federal Emergency Management Agency	EMW2020GR00216	FF
OTHR National Fire Academy State Fire Training Grant, 2016-2017	97.043	(1)	-	HOMELAND SECURITY, DEPARTMENT OF / FEDERAL EMERGENCY MANAGEMENT AGENCY Federal Emergency Management Agency	EMW2016GR00046	FF
OTHR AFG-COVID-19 Supplemental to purchase PPE	97.044	347,164	-	HOMELAND SECURITY, DEPARTMENT OF / FEDERAL EMERGENCY MANAGEMENT AGENCY Federal Emergency Management Agency	EMW-2020-FG-00712	FF
OTHR Total Fitness and Wellness Program	97.044	35,247	-	HOMELAND SECURITY, DEPARTMENT OF / FEDERAL EMERGENCY MANAGEMENT AGENCY Federal Emergency Management Agency	EMW2019FP00816	FF
OTHR Total Fitness and Wellness Program	97.044	12,875	-	HOMELAND SECURITY, DEPARTMENT OF / FEDERAL EMERGENCY MANAGEMENT AGENCY Federal Emergency Management Agency	EMW2019FP00816	FF
OTHR Fire Safety Solutions for Oklahomans with Disabilities	97.044	1,668	-	HOMELAND SECURITY, DEPARTMENT OF / FEDERAL EMERGENCY MANAGEMENT AGENCY Oklahoma Assistive Technology Foundation	EMW2014FP00158 PASS THRU EMW2014FP00158	PF
OTHR Fire Safety Solutions for Oklahomans with Disabilities	97.044	(3,980)	-	HOMELAND SECURITY, DEPARTMENT OF / FEDERAL EMERGENCY MANAGEMENT AGENCY Oklahoma Assistive Technology Foundation	EMW-2014-RP-00158 PASS THRU 1020.002	PF
OTHR 2018 Homeland Security Grant Program - Mobile Pump Station	97.073	73,238	-	DEPARTMENT OF HOMELAND SECURITY Oklahoma Office of Homeland Security	EMW2018SS00024 PASS THRU 1020.002	SF
TOTAL DEPARTMENT OF HOMELAND SECURITY		536,215				

TOTAL TYPE B PROGRAMS

32,595,016 1,448,415

TOTAL EXPENDITURES OF FEDERAL AWARDS

356,035,740 7,995,671

OKLAHOMA STATE UNIVERSITY RESEARCH FOUNDATION
 DETAILED SCHEDULE OF FEDERAL AWARDS
 June 30, 2021

FUNDING SOURCE*
 FF - FEDERAL DIRECT
 SF - FEDERAL PASS THROUGH STATE
 PF - FEDERAL PASS THROUGH PRIVATE

Pgm	OSU Title of Project	CFDA	Thru 06/30/2021 (Expenditures)	Amounts Passed Through to Sub-Recipients	Federal Agency Name	OSU Sponsor	Agreement Number(s)	Fd Srce
NATIONAL AERONAUTICS AND SPACE ADMINISTRATION								
OMGR	NASA STEM Pathwa	43.008	5,254,821	152,352	NATIONAL AERONAUTICS AND SPACE ADMINISTRATION	National Aeronautics and Space Administration	80NSSC17M0021	FF
OMGR	NASA STEM Pathwa	43.008	2,125,920	183,544	NATIONAL AERONAUTICS AND SPACE ADMINISTRATION	National Aeronautics and Space Administration	80NSSC17M0022	FF
OMGR	NASA STEM Pathwa	43.008	824,671	-	NATIONAL AERONAUTICS AND SPACE ADMINISTRATION	National Aeronautics and Space Administration	80NSSC17M0021	FF
OMGR	NASA STEM Pathwa	43.008	315,946	-	NATIONAL AERONAUTICS AND SPACE ADMINISTRATION	National Aeronautics and Space Administration	80NSSC17M0021	FF
OMGR	NASA STEM Pathwa	43.008	178,877	-	NATIONAL AERONAUTICS AND SPACE ADMINISTRATION	National Aeronautics and Space Administration	80NSSC17M0022	FF
OMGR	NASA STEM Pathwa	43.008	153,118	-	NATIONAL AERONAUTICS AND SPACE ADMINISTRATION	National Aeronautics and Space Administration	80NSSC17M0022	FF
OMGR	NASA Intergoverme	43.008	130,006	-	NATIONAL AERONAUTICS AND SPACE ADMINISTRATION	National Aeronautics and Space Administration	PO>NNL20OB10P	FF
OMGR	NASA IPA - Dixon	43.008	108,614	-	NATIONAL AERONAUTICS AND SPACE ADMINISTRATION	National Aeronautics and Space Administration	NNJ15ZA14P	FF
TOTAL NATIONAL AERONAUTICS AND SPACE ADMINISTRATION			9,091,973	335,896				
TOTAL EXPENDITURES OF FEDERAL AWARDS			9,091,973	335,896				