

ANNUAL FINANCIAL REPORT
GORDON COOPER TECHNOLOGY CENTER NO. 5
POTTAWATOMIE COUNTY, OKLAHOMA
JULY 1, 2017 TO JUNE 30, 2018

AUDITED BY
KERRY JOHN PATTEN, C.P.A.

GORDON COOPER TECHNOLOGY CENTER NO. 5
POTTAWATOMIE COUNTY, OKLAHOMA
CENTER OFFICIALS
JUNE 30, 2018

Board of Education

President	Gary Crain
Vice-President	Dean Evans
Clerk	Bill Thompson
Deputy Clerk	Jimmy Gibson
Member	Tom Wilsie

Superintendent of Schools

Marty Lewis

Technology Center Treasurer

April Dunsworth

**GORDON COOPER TECHNOLOGY CENTER NO. 5
POTTAWATOMIE COUNTY, OKLAHOMA
JUNE 30, 2018**

TABLE OF CONTENTS

Report of Independent Auditor	1
Management's Discussion and Analysis	3
Basic Financial Statements	
Government-Wide Financial Statements - Statement of Net Position	9
Statement of Activities	10
Fund Financial Statements	
Balance Sheet – Governmental Funds	11
Statement of Revenues, Expenditures and Changes in Fund Balances – Governmental Funds	12
Reconciliation of Statement of Revenues, Expenditures and Changes in Fund Balances to the Statement of Activities	13
Notes to the Financial Statements	14
Combining Financial Statements	
Combining Balance Sheet – Fiduciary Fund	32
Required Supplementary Schedules	
Budgetary Comparison Schedule – Budgetary Basis General Fund.....	33
Budgetary Comparison Schedule – Budgetary Basis Building Fund.....	34
Budgetary Comparison Schedule – Budgetary Basis Coop Fund.....	35
Schedule of Proportionate Share of the Net Pension Liability Oklahoma Teachers Retirement System	36
Schedule of Contributions to the Oklahoma Teachers Retirement System	37
Schedule of the District's Proportionate Share of the Net OPEB Liability Supplemental Health Insurance Program	38
Schedule of the District's Contributions Supplemental Health Insurance Program	39
Supporting Schedules	
Schedule of Expenditures of Federal Awards	40
Notes to the Schedule of Expenditures of Federal Awards	41
Activity Fund – Statement of Changes in Assets and Liabilities.....	42

**GORDON COOPER TECHNOLOGY CENTER NO. 5
POTTAWATOMIE COUNTY, OKLAHOMA
JUNE 30, 2018**


TABLE OF CONTENTS

Reports Required by *Government Auditing Standards*

Independent Auditor's Report on Internal Control over Financial Reporting and on Compliance and Other Matters Based on an Audit of Financial Statements Performed in Accordance with <i>Government Auditing Standards</i>	46
Independent Auditor's Report on Compliance for Each Major Federal Program; Report on Internal Control Over Compliance; and Report on the Schedule of Expenditures of Federal Awards Required by Uniform Guidance	48
Schedule of Findings and Questioned Costs	50
Summary of Prior Audit Findings	51
Schedule of Comments	52
Schedule of Accountant's Professional Liability Insurance Affidavit	53

KERRY JOHN PATTEN, C.P.A.

2101 N. Willow Ave.
Broken Arrow, OK 74012
Phone Number (918) 250-8838
FAX Number (918) 250-9853



INDEPENDENT AUDITOR'S REPORT

The Board of Education
Gordon Cooper Technology Center No. 5
Shawnee, Oklahoma

Report on the Financial Statements

I have audited the accompanying financial statements of the governmental activities, each major fund, and the aggregate remaining fund information of the Gordon Cooper Technology Center No. 5, Pottawatomie County, Oklahoma, as of and for the year ended June 30, 2018, which collectively comprise the basic financial statements as listed in the table of contents.

Management's Responsibility for the Financial Statements

Management is responsible for the preparation and fair presentation of these financial statements in accordance with accounting principles generally accepted in the United States of America; this includes the design, implementation, and maintenance of internal control relevant to the preparation and fair presentation of financial statements that are free from material misstatement, whether due to fraud or error.

Auditor's Responsibility

My responsibility is to express an opinion on these financial statements based on my audit. I conducted my audit in accordance with auditing standards generally accepted in the United States of America and the standards applicable to financial audits contained in *Government Auditing Standards*, issued by the Comptroller General of the United States. Those standards require that I plan and perform the audit to obtain reasonable assurance about whether the financial statements are free from material misstatement.

An audit involves performing procedures to obtain audit evidence about the amounts and disclosures in the financial statements. The procedures selected depend on the auditor's judgment, including the assessment of the risks of material misstatement of the financial statements, whether due to fraud or error. In making those risk assessments, the auditor considers internal control relevant to the entity's preparation and fair presentation of the financial statements in order to design audit procedures that are appropriate in the circumstances, but not for the purpose of expressing an opinion on the effectiveness of the entity's internal control. Accordingly, I express no such opinion. An audit also includes evaluating the appropriateness of accounting policies used and the reasonableness of significant accounting estimates made by management, as well as evaluating the overall presentation of the financial statements.

I believe that the audit evidence I have obtained is sufficient and appropriate to provide a basis for my audit opinion.

Opinion

In my opinion, the financial statements referred to above present fairly, in all material respects, the respective financial position of the governmental activities, the business-type activities, each major fund, and the aggregate remaining fund information of the Gordon Cooper Technology Center as of June 30, 2018, and the respective changes in its financial position and, where applicable, cash flows for the year then ended, in accordance with accounting principles generally accepted in the United States of America.

Other Matters

Required Supplementary Information

Accounting principles generally accepted in the United States of America require that the management's discussion and analysis and the required supplementary information, as listed in the table of contents, be presented to supplement the basic financial statements. Such information, although not a part of the basic financial statements, is required by the Governmental Auditing Standards Board who considers it to be an essential part of the financial reporting for placing the basic financial statements in an appropriate operational, economic, or historical context. I have applied certain limited procedures to the required supplementary information in accordance with auditing standards generally accepted in the United States of America, which consisted of inquiries of management about the methods of preparing the information and comparing the information for consistency with management's responses to my inquiries, the basic financial statements, and other knowledge I obtained during my audit of the basic financial statements. I do not express an opinion or provide any assurance on the information because the limited procedures do not provide me with sufficient evidence to express an opinion or provide any assurance.

Other Supplementary Information

My audit was conducted for the purpose of forming opinions on the financial statements that collectively comprise the basic financial statements. The Schedule of Expenditures of Federal Awards is presented for additional analysis as required by Title II US Code of Federal Regulations (CFR) Part 200, Uniform Administrative Requirements, Cost Principles, and Audit Requirements of Federal Awards, and is not a required part of the basic financial statements.

The Schedule of Expenditures of Federal Awards is the responsibility of management and was derived from and relates directly to the underlying accounting records used to prepare the basic financial statements. Such information has been subjected to the auditing procedures applied in the audit of the basic financial and other additional procedures, including comparing and reconciling such information directly to the underlying accounting and other records used to prepare the basic financial statements, and other additional procedures in accordance with auditing standards generally accepted in the United States of America. In my opinion, the supplementary information including the Schedule of Expenditures of Federal Awards is fairly stated in all material respects in relation to the financial statements taken as a whole.

Other Reporting Required by Government Auditing Standards

In accordance with *Government Auditing Standards*, I have also issued my report dated February 4, 2019, on my consideration of Gordon Cooper Technology Center No. 5, Pottawatomie County, Oklahoma's, internal control over financial reporting and on my tests of its compliance with certain provisions of laws, regulations, contracts and grant agreements and other matters. The purpose of that report is to describe the scope of my testing of internal control over financial reporting and compliance and the results of that testing, and not to provide an opinion on the internal control over financial reporting or on compliance. That report is an integral part of an audit performed in accordance with *Government Auditing Standards* and should be considered in assessing the results of my audit.



Kerry John Patten, C.P.A.
Broken Arrow, OK
February 4, 2019

MANAGEMENT DISCUSSION AND ANALYSIS

**GORDON COOPER TECHNOLOGY CENTER NO. 5
POTTAWATOMIE COUNTY, OKLAHOMA
MANAGEMENT'S DISCUSSION AND ANALYSIS
JUNE 30, 2018**

Our discussion and analysis of the Gordon Cooper Technology Center, School District #5's, performance provides an overview of the School District's financial activities for the year ended June 30, 2018. Please read it in conjunction with the School District's financial statements.

USING THIS ANNUAL REPORT

This annual report consists of a series of financial statements. The Statement of Net Position and the Statement of Activities provide information about the activities of the School District as a whole and present a longer-term view of the School District's finances. Fund financial statements report the School District's operations in more detail than the government-wide statements by providing information about the School District's most significant funds. For governmental activities, the fund statements tell how these services were financed in the short term as well as what remains for future spending. The remaining statements provide financial information about activities for which the School District acts solely as a trustee or agent for the benefit of those outside of the government.

FINANCIAL HIGHLIGHTS

Reporting the School District as a Whole

The Statement of Net Position and the Statement of Activities

One of the most important questions asked about the School District's finances is, "Is the School District as a whole better off or worse off as a result of the year's activities?" The Statement of Net Position and the Statement of Activities report information about the School District as a whole and about its activities in a way that helps answer this question. These statements include all assets and liabilities using the accrual basis of accounting, which is similar to the accounting used by most private-sector companies. All of the current year's revenues and expenses are taken into account regardless of when cash is received or paid.

These two statements report the School District's net position and changes in them. You can think of the School District's net position – the difference between assets and liabilities – as one way to measure the School District's financial health, or financial position. Over time, increases or decreases in the School District's net position are an indicator of whether its financial health is improving or deteriorating.

The Statement of Net Position and Statement of Activities lists most of the School District's basic services, including the educational activities for daytime high school and adult students, short term training for adults, services and training for business and industry, and general administration.

Reporting the School District's Most Significant Funds

Fund Financial Statements

The fund financial statements provide detailed information about the most significant funds – not the School District as a whole. Some funds are required to be established by State law and by bond covenants.

**GORDON COOPER TECHNOLOGY CENTER NO. 5
POTTAWATOMIE COUNTY, OKLAHOMA
MANAGEMENT'S DISCUSSION AND ANALYSIS
JUNE 30, 2018**

Most of the School District's basic services are reported in governmental funds, which focus on how money flows into and out of those funds and the balances left at year-end that are available for spending. These funds are reported using an accounting method called modified accrual accounting, which measures cash and all other financial assets that can readily be converted to cash. The governmental fund statements provide a detailed short-term view of the School District's general operations and the basic services it provides. Governmental fund information helps you determine whether there are more or fewer financial resources that can be spent in the near future to finance the School District's programs. We describe the relationship (or differences) between governmental activities (reported in the Statement of Net Position and Statement of Activities) and governmental funds in reconciliation at the bottom of the fund financial statements.

The financial statements also include notes that explain some of the information in the statements and provide more detailed data. The statements are followed by a section of required and other supplementary information that further explains and supports the financial statements with a comparison of the District's budget for the year.

THE SCHOOL DISTRICT AS A WHOLE

	<u>2017</u>	<u>2018</u>
Current and Other Assets	\$ 10,844,493	\$ 11,390,956
Capital Assets	11,698,286	11,813,000
Total Assets	<u>\$ 22,542,779</u>	<u>\$ 23,203,956</u>
Deferred Outflows of Resources	<u>3,849,845</u>	<u>1,874,833</u>
Accounts Payable and Current Liabilities	\$ 358,183	\$ 399,403
Other Liabilities	12,560,478	9,981,365
Total Liabilities	<u>\$ 12,918,661</u>	<u>\$ 10,380,768</u>
Deferred Inflows of Resources	<u>325,384</u>	<u>1,531,809</u>
Net Position		
Invested in capital assets, net of debt	\$ 11,698,286	\$ 11,813,000
Restricted	-	63,401
Unrestricted (deficit)	<u>1,450,293</u>	<u>1,289,811</u>
Total Net Position	<u>\$ 13,148,579</u>	<u>\$ 13,166,212</u>

See Auditor's Disclaimer of Opinion

**GORDON COOPER TECHNOLOGY CENTER NO. 5
POTTAWATOMIE COUNTY, OKLAHOMA
MANAGEMENT'S DISCUSSION AND ANALYSIS
JUNE 30, 2018**

For the year ended June 30, 2018, net position changed as follows:

	<u>2017</u>	<u>2018</u>
Beginning Net Position	\$ 12,745,237	\$ 13,158,022
Revenues		
Program revenues		
Charges for Services	1,206,537	1,104,682
Operating grants/contributions	1,052,134	1,342,823
General revenues		
Property taxes	10,008,128	10,137,463
Federal and State aid not restricted to specific purposes	3,066,214	2,844,459
Interest and Investment Earnings	34,341	109,717
Other revenue	468,407	579,746
Total Revenues	<u>\$ 15,835,761</u>	<u>\$ 16,118,890</u>
Program expenses:		
Instruction	\$ 7,423,630	\$ 5,963,667
Support Services	5,537,474	7,193,489
Operation of non-instructional services	325,116	218,249
Capital Outlay	-	460,064
Other outlays	30	24,029
Other uses	711,738	884,394
Depreciation - unallocated	1,434,430	1,366,807
Total Expenses	<u>\$ 15,432,419</u>	<u>\$ 16,110,699</u>
Increase in net position	\$ 403,342	\$ 8,190
Restatement of Net Position (Note 15)	<u>\$ 9,443</u>	
Ending Net Position	<u>\$ 13,158,022</u>	<u>\$ 13,166,212</u>

The District's pension liability related to GASB 68 declined from June 30, 2017 to June 30, 2018. Additionally, as of June 30, 2018 the District chose to allocate the required pension liability by function based on employee count. The differences in instructional and support service expenses relate directly to these two changes. As of June 30, 2018, direct encumbrances and expenditures for instruction had increased by approximately \$371,000 from June 30, 2017. Direct encumbrances and expenditures for support services decreased by approximately \$117,000 over the same period. These differences disregard any entries for the conversion from the Regulatory Basis of Accounting to Generally Accepted Accounting Principal (GAAP).

See Auditor's Disclaimer of Opinion

**GORDON COOPER TECHNOLOGY CENTER NO. 5
POTTAWATOMIE COUNTY, OKLAHOMA
MANAGEMENT'S DISCUSSION AND ANALYSIS
JUNE 30, 2018**

The School District as Trustee

Reporting the School District's Fiduciary Responsibilities

The School District is the trustee, or fiduciary, for the Activity Funds. All of the School District's fiduciary activities are reported in a separate Statement of Fiduciary Net Position. We exclude these activities from the School District's other financial statements because the School District cannot use these assets to finance its operations. The School District is responsible for ensuring that the assets reported in these funds are used for their intended purposes.

Governmental Activities

To aid in the understanding of the Statement of Activities, some additional explanation is provided. Of particular interest is the format that is significantly different than a typical Statement of Revenues, Expenses, and Changes in Fund Balance.

District Sources of Revenue:

Ad Valorem property tax	Taxes for current year and prior years, revenue in lieu of taxes
Tuition and Fees	Tuition and fees for Full-time adult classes, Short-term adult classes, Safety Training, FBM, Industry Specific, and Assessment
Interest Income	Interest earning of investments and taxes
Miscellaneous	Rental of school facilities and property, sale of surplus equipment, bookstore revenue, reimbursement for insurance loss recoveries, damages to school property, rebates, and fiscal agent expenses.
State Revenue	Formula operation, Existing Industry Initiative, training for industry programs, Safety Training, Welfare to Work, and Professional Development.
Federal Revenue - Grants	Temporary Assistance for Needy Families Grant and Carl Perkins Grants.
Federal Revenue - Student Financial Aid	Federal Pell Grant Program

Food Service is provided for students and employees as well as outside customers that reserve our facilities for meetings and training. Child Care is not only a part of training but also a licensed day care. This service allows employees and students to have their young children close to them while at work or attending classes. The bookstore provides convenience to our students for the purchase of books and materials required for the programs being offered by the School District.

See Auditor's Disclaimer of Opinion

**GORDON COOPER TECHNOLOGY CENTER NO. 5
POTTAWATOMIE COUNTY, OKLAHOMA
MANAGEMENT'S DISCUSSION AND ANALYSIS
JUNE 30, 2018**

THE SCHOOL DISTRICT FUND'S

The following schedule presents a summary of general, special revenue (building fund and co-op fund), and expenditures for the fiscal year ended June 30, 2018, and the amount and percentage of increases and decreases in relation to the prior year.

Revenues:	2017		2018	
	Amount	%	Amount	%
Property Taxes	\$ 9,615,203	62.28%	\$ 9,981,368	62.40%
Tuition and Fees	876,565	5.68%	843,606	5.27%
Intergovernmental:				
State Sources	3,161,201	20.48%	3,068,384	19.18%
Federal Sources	1,052,134	6.82%	1,214,723	7.59%
Investment Income	34,341	0.22%	109,716	0.69%
Miscellaneous	698,340	4.52%	778,456	4.87%
Total Revenues	\$ 15,437,784	100%	\$ 15,996,253	100%

Economic growth within the School District and increase in property valuation led to increases in property tax revenue. Interest rates for investments have increased and the District is realizing more revenue from its cash reserve. Budget reductions at the state level have caused decreases in state formula funding.

Expenditures

Instruction	Expenditures for direct classroom activities
Support Services	Expenditures for administrative, technical and logistical support to facilitate and enhance education
Non-Instructional Services	Activities concerned with providing non-instructional services to students, staff, or community

See Auditor's Disclaimer of Opinion

**GORDON COOPER TECHNOLOGY CENTER NO. 5
POTTAWATOMIE COUNTY, OKLAHOMA
MANAGEMENT'S DISCUSSION AND ANALYSIS
JUNE 30, 2018**

Expenditures:	2017		2018	
	Amount	%	Amount	%
Instruction	\$ 5,835,013	38.16%	\$ 6,050,099	38.72%
Support Services	7,163,513	46.84%	7,933,763	50.78%
Operation of non-instructional services	319,093	2.09%	218,249	1.40%
Capital Outlay	1,263,517	8.26%	514,313	3.29%
Other outlays	30	0.00%	30,759	0.20%
Other uses	711,740	4.65%	877,664	5.62%
Total Expenditures	\$ 15,292,906	100%	\$ 15,624,847	100%

CAPITAL ASSETS

At the end of June 30, 2018, the School District had \$38,465,440 invested in capital assets including three campuses and additional machinery and equipment for programs (see table below). This is a net increase of \$1,371.655 over the previous year.

Capital Assets:	2017		2018	
	Amount		Amount	
Land	\$ 162,140		\$ 162,140	
Land Improvements	2,013,533		2,022,072	
Buildings	30,352,180		30,851,628	
Machinery & Equipment	5,937,587		6,801,255	
Total Expenditures	\$ 38,465,440		\$ 39,837,095	

CONTACTING THE SCHOOL DISTRICT'S FINANCIAL MANAGEMENT

This financial report is designed to provide our citizens, taxpayers, customers, and creditors with a general overview of the School District's finances and to show the School District's accountability for the money it received. If you have questions about this report or need additional financial information, contact the Superintendent's Office at Gordon Cooper Technology Center, One John C. Bruton Blvd., Shawnee, OK 74804

GOVERNMENT-WIDE FINANCIAL STATEMENTS

GORDON COOPER TECHNOLOGY CENTER NO. 5
STATEMENT OF NET POSITION
JUNE 30, 2018

	Governmental Activities
<u>ASSETS</u>	
Cash	\$ 10,346,165
Property tax receivable	651,325
Interest receivable	-
Due from other governments	330,065
Capital assets	
Land	162,140
Other capital assets, net of accumulated depreciation	11,650,860
Net OPEB asset	63,401
 Total Assets	 \$ 23,203,956
<u>DEFERRED OUTFLOW OF RESOURCES</u>	
Deferred amounts of resources related to pensions	1,865,080
Deferred amounts of resources related to OPEB	9,753
Total deferred outflows of resources	1,874,833
<u>LIABILITIES</u>	
Current liabilities	
Accounts payable	\$ 323,631
Compensated absences - short term	23,572
Lease payable	52,200
Total current liabilities	399,403
Non-current liabilities	
Compensated absences - long term	311,727
Lease payable	256,246
Net pension liability	9,413,392
Total non-current liabilities	9,981,365
 Total Liabilities	 \$ 10,380,768
<u>DEFERRED INFLOW OF RESOURCES</u>	
Deferred amounts of resources related to pensions	1,480,015
Deferred amounts of resources related to OPEB	51,794
Total deferred inflows of resources	1,531,809
<u>NET POSITION</u>	
Net Investment in Capital Assets	\$ 11,813,000
Restricted for Net OPEB Asset	63,401
Unrestricted	1,289,811
 Total Net Position	 \$ 13,166,212

The notes to the financial statements are an integral part of this statement.

**GORDON COOPER TECHNOLOGY CENTER NO. 5
STATEMENT OF ACTIVITIES
FOR THE YEAR ENDED JUNE 30, 2018**

	Expenses	Program Revenues		Capital Grants & Contributions	Net (Expenses) Revenue and Changes in Net Position
		Charges for Services	Operating Grants & Contributions		
Governmental Activities:					
Instruction	\$ (5,963,667)	\$ 843,606	\$ 1,342,823	\$ -	(3,777,238)
Support Services:					
Students	(563,759)	-	-	-	(563,759)
Instructional Staff	(264,438)	-	-	-	(264,438)
General Administration	(349,190)	-	-	-	(349,190)
School Administration	(1,701,987)	-	-	-	(1,701,987)
Business	(1,941,502)	-	-	-	(1,941,502)
Operation of Plant	(1,519,037)	261,077	-	-	(1,257,960)
Student Transportation	(853,576)	-	-	-	(853,576)
Non-Instructional	(218,249)	-	-	-	(218,249)
Capital Outlay	(460,064)	-	-	-	(460,064)
Other Outlays	(24,029)	-	-	-	(24,029)
Other Uses	(884,394)	-	-	-	(884,394)
Depreciation - Unallocated	(1,366,807)	-	-	-	(1,366,807)
Governmental Activities	\$ (16,110,699)	\$ 1,104,682	\$ 1,342,823	\$ -	(13,663,194)

General revenues

Taxes:

Property taxes, levied for general purposes	\$ 10,137,463
Other Taxes	-
Federal and State aid not restricted to specific purposes:	
General	2,844,459
Other	95,826
Interest and investment earnings	109,717
Miscellaneous	483,920
Total general revenues	<u>13,671,384</u>
Changes in net position	8,190
Net position - beginning, as restated	<u>13,158,022</u>
Net position - ending	<u>\$ 13,166,212</u>

The notes to the financial statements are an integral part of this statement.

FUND FINANCIAL STATEMENTS

**GORDON COOPER TECHNOLOGY CENTER NO. 5
BALANCE SHEET
GOVERNMENTAL FUNDS
JUNE 30, 2018**

	<u>General Fund</u>	<u>Building Fund</u>	<u>Coop Fund</u>	<u>Nonmajor Fund</u>	<u>Total Governmental Funds</u>
ASSETS					
Cash	\$ 4,759,353	\$ 5,314,604	\$ 267,175	\$ 5,033	\$ 10,346,165
Property taxes receivable	431,553	219,772	-	-	651,325
Due from other governments	330,065	-	-	-	330,065
Total assets	\$ 5,520,971	\$ 5,534,376	\$ 267,175	\$ 5,033	\$ 11,327,555
LIABILITIES AND FUND BALANCES					
Liabilities:					
Accounts payable	\$ 234,148	\$ 89,483	\$ -	\$ -	\$ 323,631
Compensated absences-current	23,572	-	-	-	23,572
Total liabilities	257,720	89,483	-	-	347,203
Deferred inflows of resources:					
Deferred property taxes	334,214	186,398	-	-	520,612
Total deferred inflow of resources	334,214	186,398	-	-	520,612
Fund balances:					
Non-spendable Fund Balances:					
<i>Prepaid Items</i>	-	-	-	-	-
Restricted Fund Balances:					
<i>Restricted by Statute</i>	-	3,889,015	-	-	3,889,015
Assigned Fund Balances:					
<i>Encumbrances</i>	871,733	1,369,480	-	-	2,241,213
<i>Other Assigned Fund Balances</i>	-	-	-	5,033	5,033
Unassigned	4,057,304	-	267,175	-	4,324,479
Total Fund Balances	4,929,037	5,258,495	267,175	5,033	10,459,740
Total Liabilities and Fund Balances	\$ 5,186,757	\$ 5,347,978	\$ 267,175	\$ 5,033	

Amounts reported for governmental activities in the statement of net position, are different because:

Capital assets used in governmental activities are not financial resources and therefore, are not reported as assets in governmental funds. The cost of the assets is \$39,837,095 and the accumulated depreciation is \$28,024,095	11,813,000
Long term liabilities are not due and payable in the current period and, therefore, are not reported in the governmental funds balance sheet.	(620,173)
Property taxes receivable will be collected this year, but are not available soon enough to pay current period's expenditures, therefore they are deferred in the funds.	520,612
Net pension obligations are not due and payable in the current period and therefore, are not reported in funds.	(9,413,392)
Net OPEB asset is not a financial resource, therefore not reported in funds	63,401
Deferred outflows and inflows of resources related to pensions and OPEB are applicable to future periods and therefore, are not reported in funds.	343,024
Net Position of Governmental Activities	\$ 13,166,212

The notes to the financial statements are an integral part of this statement.

**GORDON COOPER TECHNOLOGY CENTER NO. 5
STATEMENT OF REVENUES, EXPENDITURES AND CHANGES IN
FUND BALANCE - GOVERNMENTAL FUNDS
FOR THE YEAR ENDED JUNE 30, 2018**

	<u>General Fund</u>	<u>Building Fund</u>	<u>Coop Fund</u>	<u>Nonmajor Fund</u>	<u>Total Governmental Funds</u>
Revenues:					
Local sources	\$ 8,133,738	\$ 3,337,408	\$ 242,000	\$ -	\$ 11,713,146
Intermediate sources	-	-	-	-	-
State sources	3,068,224	160	-	-	3,068,384
Federal sources	<u>1,214,723</u>	<u>-</u>	<u>-</u>	<u>-</u>	<u>1,214,723</u>
Total revenues	<u>\$ 12,416,685</u>	<u>\$ 3,337,568</u>	<u>\$ 242,000</u>	<u>\$ -</u>	<u>\$ 15,996,253</u>
Expenditures:					
Instructional	\$ 5,921,843	\$ 121,570	\$ 6,686	\$ -	\$ 6,050,099
Support Services:					
Students	556,239	-	-	-	556,239
Instructional Staff	66,800	-	195,132	-	261,932
General Administration	344,176	-	-	-	344,176
School Administration	1,565,871	117,469	-	-	1,683,340
Business	1,718,050	264,182	-	-	1,982,232
Operation of Plant	569,121	1,532,023	-	-	2,101,144
Student Transportation	596,907	407,793	-	-	1,004,700
Non-instructional	218,249	-	-	-	218,249
Capital Outlay	-	514,313	-	-	514,313
Other Outlays	30,759	-	-	-	30,759
Other Uses	877,664	-	-	-	877,664
Repayments	<u>-</u>	<u>-</u>	<u>-</u>	<u>-</u>	<u>-</u>
Total expenditures	<u>\$ 12,465,679</u>	<u>\$ 2,957,350</u>	<u>\$ 201,818</u>	<u>\$ -</u>	<u>\$ 15,624,847</u>
Excess of revenues over (under) expenditures	<u>\$ (48,994)</u>	<u>\$ 380,218</u>	<u>\$ 40,182</u>	<u>\$ -</u>	<u>\$ 371,406</u>
Excess of revenues and other sources of funds over (under) expenditures	<u>\$ (48,994)</u>	<u>\$ 380,218</u>	<u>\$ 40,182</u>	<u>\$ -</u>	<u>\$ 371,406</u>
Fund balance, beginning of year	<u>\$ 4,978,031</u>	<u>\$ 4,878,277</u>	<u>\$ 226,993</u>	<u>\$ 5,033</u>	<u>\$ 10,088,334</u>
Fund balance, end of year	<u>\$ 4,929,037</u>	<u>\$ 5,258,495</u>	<u>\$ 267,175</u>	<u>\$ 5,033</u>	<u>\$ 10,459,740</u>

The notes to the financial statements are an integral part of this statement.

**GORDON COOPER TECHNOLOGY CENTER NO. 5
RECONCILIATION OF THE STATEMENT OF REVENUES, EXPENDITURES AND CHANGES
IN FUND BALANCES OF GOVERNMENTAL FUNDS TO THE STATEMENT OF ACTIVITIES,
FOR THE YEAR ENDED JUNE 30, 2018**

Net change in fund balances - governmental funds	\$	371,406
Amounts reported for governmental activities in the statement of activities are different because:		
<p>Capital outlays to purchase or build capital assets are reported in governmental funds as expenditures. However, for governmental activities those costs are shown in the statement of net assets and allocated over their estimated useful lives as annual depreciation expenses in the statement of activities. This is the amount by which capital outlays exceeds depreciation in the period.</p>		
Capital outlay expenditures	\$ 1,481,520	
Depreciation expense	<u>(1,366,807)</u>	114,713
<p>Some expenses (compensated absences & lease payable) reported in the Statement of Activities do not require the use of current financial resources; therefore, are not reported as expenditures in governmental funds.</p>		
		(349,887)
<p>Property taxes receivable will be collected this year, but are not available soon enough to pay current period's expenditures, therefore they are deferred in the funds.</p>		
		122,636
<p>Restatement of beginning net position for OPEB</p>		
		(9,443)
<p>Governmental funds report district pension contributions as expenditures. However, the Statement of Activities reports the cost of pension benefits earned net of employee contributions as pension expense.</p>		
		<u>(241,235)</u>
Change in Net Position of Governmental Activities	\$	<u><u>8,190</u></u>

The notes to the financial statements are an integral part of this statement.

NOTES TO THE FINANCIAL STATEMENTS

**GORDON COOPER TECHNOLOGY CENTER NO. 5
POTTAWATOMIE COUNTY, OKLAHOMA
NOTES TO THE FINANCIAL STATEMENTS
FOR THE YEAR ENDED JUNE 30, 2018**

1. Summary of Significant Accounting Policies

The financial statements of the Gordon Cooper Technology Center No. 5 (the "Center") have been prepared in conformity with accounting principles generally accepted in the United States of America ("GAAP") as applied to government units. The Governmental Accounting Standards Board ("GASB") is the accepted standard-setting body for establishing governmental accounting and financial reporting principles. The Center has elected to apply all applicable GASB pronouncements as well as Financial Accounting Standards Board ("FASB") pronouncements and Accounting Principles Board ("APB") opinions, issued on or before November 30, 1989 unless those pronouncements conflict with or contradict GASB pronouncements. The more significant of the Center's accounting policies are described below.

A. Reporting Entity

In accordance with the Governmental Accounting Standards Board Statement No. 14, "The Financial Reporting Entity," the Center has presented the entities, which comprise the primary government in the fiscal year 2018 basic financial statements.

The Center is a corporate body for public purposes created under Title 70 of the Oklahoma Statutes and, accordingly, is a separate entity for operating and financial reporting purposes. The Center is part of the public school system of Oklahoma under the general direction and control of the State Board of Career and Technology Education and is financially dependent on the State of Oklahoma for support. The general operating authority for the public school system is the Oklahoma School Code contained in Title 70, Oklahoma Statutes.

The governing body of the Center is the Board of Education composed of five elected members. The appointed superintendent is the executive officer of the Center.

As required by accounting principles generally accepted in the United States of America, the basic financial statements present the reporting entity which consists of the primary government, organizations for which the primary government is financially accountable and other organizations for which the nature and significance of their relationship with the primary government are such that exclusion could cause the Center's basic financial statements to be misleading or incomplete.

B. Basis of Presentation

The government-wide financial statements (i.e., the statement of net position and the statement of activities) report information on all of the non-fiduciary activities of the Center. For the most part, the effect of interfund activity has been removed from these statements. Governmental activities are normally supported by taxes and intergovernmental revenues.

The statement of activities demonstrates the degree to which the direct expenses of a given function or segment are offset by program revenues. Direct expenses are those that are clearly identifiable with a specific function. Program revenues include: 1) tuition or fees paid by students or citizens of the Center and 2) grants and contributions that are restricted to meeting the operational or capital requirements of a particular function. Taxes and other items, including state aid, that are not properly included among program revenues are reported as general revenues.

Separate financial statements are provided for governmental funds, and fiduciary funds, even though the latter are excluded from the government-wide financial statements.

Fund Financial Statements

The Technology Center segregates transactions related to certain functions or activities in separate funds in order to aid financial management and to demonstrate legal compliance. Statements for governmental activities present each fund as a separate column on the fund financial statements.

Governmental funds are used to account for all or most of a government's general activities. The measurement focus of governmental funds is on the sources uses and balance of current financial resources. The Center has presented the following governmental funds:

General Fund – The General Fund is used to account for all financial transactions except those required to be accounted for in another fund. Major revenue sources include state and local property taxes and state funding under Formula Operations.

**GORDON COOPER TECHNOLOGY CENTER NO. 5
POTTAWATOMIE COUNTY, OKLAHOMA
NOTES TO THE FINANCIAL STATEMENTS
FOR THE YEAR ENDED JUNE 30, 2018**

Summary of Significant Accounting Policies (continued)

Expenditures include all costs associated with the daily operations of the schools except for programs funded for building repairs and maintenance, school construction and debt service on bonds and other long-term debt.

Special Revenue Fund – The special revenue funds are used for proceeds of specific revenue sources that are legally restricted to expenditures for specified purposes.

Building Fund – The building fund consists mainly of monies derived from property taxes levied for the purpose of erecting, remodeling, repairing or maintaining school buildings and for purchasing furniture, equipment and computer software to be used on or for technology center property, for paying energy and utility costs, for purchasing telecommunications services, for paying fire and casualty insurance premiums for center facilities, for purchasing security systems, and for paying salaries of security personnel.

Co-op Fund – The co-op fund is established when the Boards of Education of two or more school districts enter into cooperative agreements and maintain joint programs.

Non-Major Fund - The District's Film Library Fund was considered non-major for financial reporting purposes.

Fiduciary Fund Types

Fiduciary funds are used to account for assets held on behalf of outside parties, including other governments, or on behalf of other funds within the Center. When these assets are held under the terms of a formula trust agreement, either a private purpose trust fund or a permanent fund is used.

The terms "permanent" and "private purpose" refer to whether or not the Center is under an obligation to maintain the trust principal. Agency funds generally are used to account for assets that the Center holds on behalf of others as their agent and do not involve measurement of results of operations.

The Center's Fiduciary Funds have been excluded from the government-wide financial statements.

Agency Fund – The Center's Agency Fund consists of the Activity Fund. The Center's Activity fund is used to account for monies collected that are held on behalf of others as their agent and do not involve the measurement of results of operations. The administration is responsible under the authority of the Board, for collecting, disbursing and accounting for these funds.

Account Groups

GASB Statement No. 34 eliminates the presentation of account groups, but provides for these records to be maintained and incorporates the information into the governmental column in the government-wide statement of net position.

C. Basis of Accounting

The government-wide financial statements are reported using the *economic resources measurement focus* and the *accrual basis of accounting*, as are the fiduciary fund financial statements. Revenues are recorded when earned and expenses are recorded when a liability is incurred, regardless of the timing of related cash flows. Property taxes are recognized as revenues in the year for which they are levied. Grants and similar items are recognized as revenue as soon as all eligibility requirements imposed by the provider have been met.

Governmental fund financial statements are reported using the current financial resources measurement focus and the modified accrual basis of accounting. Revenues are recognized as soon as they are both measurable and available. Revenues are considered to be available when they are collectible within the current period or soon enough thereafter to pay liabilities of the current period. For this purpose, the government considers revenues to be available if they are collected within 60 days of the end of the current fiscal period. Expenditures generally are recorded when a liability is incurred, as under accrual accounting.

**GORDON COOPER TECHNOLOGY CENTER NO. 5
POTTAWATOMIE COUNTY, OKLAHOMA
NOTES TO THE FINANCIAL STATEMENTS
FOR THE YEAR ENDED JUNE 30, 2018**

Summary of Significant Accounting Policies (continued)

Property taxes and interest and certain state and federal grants associated with the current fiscal period are all considered to be susceptible to accrual and so have been recognized as revenues of the current fiscal period. All other revenue items are considered to be measurable and available only when cash is received by the government.

D. Budgets and Budgetary Accounting

A budget is legally adopted by the Board of Education for the General Fund and Special Revenue Fund that includes revenues and expenditures.

These budgets are prepared on a budgetary basis of accounting. Budgetary control is maintained by fund, function, and activity and budgeted expenditures may not exceed appropriations at the fund level. Amendments may be made to the budget without approval by the governing body at the function and activity levels. Fund level budgetary amendments require approval of the governing body.

Encumbrances represent commitments related to unperformed contracts for goods or services. Encumbrance accounting – under which purchase orders, contracts and other commitments for the expenditure of resources are recorded to reserve a portion of the applicable fund balance – is utilized in all governmental funds of the Center. Appropriations which are not spent lapse at the end of the fiscal year and encumbrances are reversed. On the first day of the following fiscal year, the encumbrances are reinstated and the expenditures are applied against that year's budget.

E. Net Position and Fund Balances

The government-wide financial statements utilize a net position presentation. Net position is categories of investment in fixed assets (net of related debt), restricted net position and unrestricted net position.

Net Investment in Capital Assets – is intended to reflect the portion of net position, which are associated with non-liquid capital related debt. The net related debt is debt less the outstanding liquid assets and any associated unamortized cost.

Restricted Net Position – are liquid assets generated from revenues and not bond proceeds, which have third party (statutory bond covenant or granting agency) limitations on their use. The Center would typically use restricted net assets first, as appropriate opportunities arise, but reserve the right to selectively defer the use thereof to a future project or replacement equipment acquisition.

Unrestricted Net Position – represent unrestricted liquid assets.

Governmental Fund Financial Statements – The Center has adopted Governmental Accounting Standards Board Statement No. 54, which redefined how fund balances of the governmental funds are presented in the financial statements. The governmental fund financial statements present fund balances based on classifications that comprise a hierarchy that is based primarily on the extent to which the Center is bound to honor constraints on the specific purposes for which amounts in the respective governmental funds can be spent. The classifications available in the governmental fund financial statements are as follows:

Nonspendable – Amounts that are not in a spendable form such as prepaid expenses, or are required to be maintained intact such as the corpus of permanent fund.

Restricted – The Building Fund is restricted by statute to certain capital related costs. Amounts constrained to specific purposes by their providers such as creditors, grantors, or imposed by law through constitutional provisions or enabling legislation.

Committed – The Center commits a portion of the accrual basis fund balance to honor the commitments made by the Center for encumbrances (purchase orders) for which goods or services have not yet been received. The fund balance committed for encumbrances will be equivalent of the purchase orders rolled forward from the old year to the new year. The Director of Finance will determine the balance of committed fund balance as a part of the accrual conversion for the audit.

**GORDON COOPER TECHNOLOGY CENTER NO. 5
POTTAWATOMIE COUNTY, OKLAHOMA
NOTES TO THE FINANCIAL STATEMENTS
FOR THE YEAR ENDED JUNE 30, 2018**

Summary of Significant Accounting Policies (continued)

Amounts that are constrained by a government itself using its highest level of decision making authority (Board of Education); to be reported as committed, amounts cannot be used for any purpose unless the government takes the same highest level action (vote of Board of Education) to remove or change the constraint. Action to constrain resources should occur before the end of the fiscal year.

Assigned – The Center has assigned a portion of fund balance in both the General and Building Fund for funding the cash flow needs during the first half of each fiscal year. The collection of property taxes occurs mainly in December through March. This creates a temporary cash flow deficit during the first part of each fiscal year. The assigned fund balance is used to finance this temporary cash flow deficit. The Treasurer and Director of Finance will determine the amount of assigned fund balance at the end of the fiscal year.

Unassigned - Fund balance represents the funds not restricted in use by statute nor encumbered by purchase orders or legal contracts. Amounts that are available for any purpose; these amounts are reported only in the General Fund.

F. Assets, Liabilities and Cash Fund Balances

Cash – The Center considers all cash on hand, demand deposits and investments to be cash. Investments consist of direct obligations of the United States Government and Agencies. All investments are recorded at cost, which approximates market value.

Property Tax Revenue and Receivables – The Center is authorized by state law to levy property taxes which consist of ad valorem taxes on real and personal property within the Center. The County Assessor, upon receipt of the certification of tax levies from the county excise board, extends the tax levies on the tax roll for submission to the county treasurer prior to October 1. The county treasurer must commence tax collection within fifteen days of receipt of the tax rolls. The first half of taxes is due prior to January 1. The second half is due prior to April 1.

If the first payment is not made timely, the entire tax becomes due and payable on January 2. The second half of taxes becomes delinquent on April 1 of the year following the year of assessment. If taxes are delinquent and unpaid for a period of three (3) years or more the real estate may be sold for taxes.

Uncollected taxes assessed on valuations made each year are recorded in the Center's combined financial statements. No provision has been made for uncollected taxes, as all taxes are deemed collectible.

Inventories – The cost of consumable materials and supplies on hand are immaterial to the financial statements, and the Center has therefore chosen to report these items as expenditures/expenses at the time of purchase.

Capital Assets – Capital assets, which include property, plant and equipment, are reported in the government-wide financial statements.

All purchased capital assets are valued at cost when historical records exist and at an estimated historical cost where no historical records exist. Donated capital assets are valued at their fair market value on the day donated.

The costs of normal maintenance and repairs that do not add to the value of the assets or materially extend asset lives are not capitalized. Improvements are capitalized and depreciated over the remaining useful lives of the related fixed assets, as applicable.

**GORDON COOPER TECHNOLOGY CENTER NO. 5
POTTAWATOMIE COUNTY, OKLAHOMA
NOTES TO THE FINANCIAL STATEMENTS
FOR THE YEAR ENDED JUNE 30, 2018**

Summary of Significant Accounting Policies (continued)

Assets capitalized have an original cost of \$5,000 or more. Depreciation has been calculated using a modified method of straight-line depreciation called half-year averaging convention. Under the half-year averaging convention, an asset is treated as though it were placed in service or disposed of on the first day of the seventh month of the fiscal year. One-half of a full year's depreciation is allowed for the asset in its first year placed in service, regardless of when it was actually placed in service during that year. The range of estimated useful lives by type asset is as follows:

Buildings	10-45 years
Land Improvements	1-20 years
Equipment	3-15 years
Vehicles	5 years

Compensated Absences – The Center's policy allows employees to accumulate unused sick leave up to 70 days. Upon termination, resignation, or retirement the employee is paid \$50 a day for all unused, accrued sick leave not to exceed 70 days.

Full time twelve month employees of the Center receive varying amounts of vacation depending on the years of service completed with the Center. The maximum annual leave that may accumulate and carry forward to the next calendar year is 30 days. Upon termination of employment, unused vacation, up to the allowable accumulation may be paid to the employee upon approval of the Board of Education.

Long-Term Debt – Long-term debt is recognized as a liability of the applicable governmental activities statement on net assets.

Fund Equity – Reserves represent those portions of fund equity not appropriable for expenditure or legally segregated for a specific future use.

G. Revenue, Expenses and Expenditures

Revenues are classified by source as follows:

Local – Revenue from local sources is revenue produced within the Center, which includes ad valorem taxes. It is available for current educational expenses and for other purposes authorized by the Technology Center.

Intermediate – Revenue from intermediate sources is revenue from funds collected by an intermediate administrative unit or political sub-division, like a county or municipality, and redistributed to the Technology Center.

State – Those revenues received from the State, which are dedicated or are appropriated by the State legislature. Some of this aid is restricted for specific purposes.

The Center receives revenue from the state to administer certain categorical educational programs. State Board of Education rules require that revenue earmarked for these programs be expended only for the program for which the money is provided and require that the money not expended as of the close of the fiscal year be carried forward into the following year to be expended for the same categorical programs. The State Department of Career & Technology Education requires that categorical educational program revenues be accounted for in the general fund.

Federal – Revenue from Federal sources is money originating from the Federal government and made available to the Technology Center either as direct grants or under various programs passed-through the State Department of Career & Technology Education.

Expenditures are classified by function as follows:

Instruction Expenditures – Instruction expenditures include the activities dealing directly with the interaction between teachers and students. Teaching may be provided for students in a school classroom, in another location, such as a home or hospital, and in other learning situations, such as those involving co-curricular activities.

**GORDON COOPER TECHNOLOGY CENTER NO. 5
POTTAWATOMIE COUNTY, OKLAHOMA
NOTES TO THE FINANCIAL STATEMENTS
FOR THE YEAR ENDED JUNE 30, 2018**

Summary of Significant Accounting Policies (continued)

It may also be provided through some other approved medium, such as television, radio, telephone and correspondence. Examples of expenditures that might be included here are the activities of teacher assistant of any type (clerks, graders, teaching machines, etc.), which assist in the instructional process. The activities of tutors, translators, and interpreters would be recorded here. Department chairpersons who teach for any portion of time are included here. Tuition/transfer fees paid to other LEAs would be included here.

Support Services Expenditures – Support services expenditures provide administrative, technical (such as guidance and health) and logistical support to facilitate and enhance instruction. These services exist as adjuncts for fulfilling the objective of instruction, community services and enterprise programs, rather than as entitles within them.

Operation of Non-Instructional Services Expenditures – Activities concerned with providing non-instructional services to students, staff, and the community.

Facilities Acquisition and Construction Services Expenditures – Consist of activities involved with the acquisition of land and buildings; remodeling buildings; the construction of buildings and additions to buildings; initial installation or extension of service systems and other built-in equipment; and improvement to sites.

Other Outlays Expenditures – A number of outlays of governmental funds are not properly classified as expenditures, but still require budgetary or accounting control. These are classified as Other Outlays. These include debt service payments (principal and interest).

Other Uses Expenditures – This includes scholarships provided by private gifts and endowments; student aid and staff awards supported by outside revenue sources (i.e., foundations). Also, expenditures for self-funded employee benefit programs administered either by the District or a third party administrator.

Repayment Expenditures – Repayment expenditures represent checks/warrants issued to outside agencies for refund or restricted revenue previously received for overpayments, non-qualified expenditures, and other refunds to be repaid from Center funds.

Deferred Outflows of Resources: Deferred outflows are the consumption of net position by the school district that are applicable to a future reporting period. At June 30, 2018, the center's deferred outflows of resources were comprised of deferred outflows related to pensions and OPEB.

Deferred Inflows of Resources: Deferred inflows are the acquisition of net position by the school district that are applicable to a future reporting period. At June 30, 2018, the center deferred inflows of resources were comprised of deferred inflows to pensions and OPEB.

2. Deposit Categories of Credit Risk

Collateral is required for demand deposits and certificates of deposit for all amounts not covered by federal deposit insurance. The Center's investment policies are governed by state statute. Permissible investments include:

1. Direct obligations of the United States Government to the payment of which the full faith and credit of the government is pledged.
2. Obligations to the payment of which the full faith and credit of the state is pledged.

**GORDON COOPER TECHNOLOGY CENTER NO. 5
POTTAWATOMIE COUNTY, OKLAHOMA
NOTES TO THE FINANCIAL STATEMENTS – GAAP BASIS
FOR THE YEAR ENDED JUNE 30, 2018**

Deposit Categories of Credit Risk (continued)

3. Certificates of deposits of banks when such certificates of deposits are secured by acceptable collateral as in the deposit of other public monies.
4. Savings accounts or savings certificates of savings and loan associations to the extent that such accounts or certificates are fully insured by the Federal Savings and Loan Insurance Corporation.
5. Repurchase agreements that have underlying collateral consisting of those items specified in paragraphs 1 and 2 of this section including obligations of the United States, its agencies and instrumentalities, and where collateral has been deposited with a trustee of custodian bank in an irrevocable trust or escrow account established for such purposes.
6. County, municipal or school direct debt obligations for which an ad valorem tax may be levied or bond and revenue anticipation notes, money judgments against such county, municipality or school ordered by a court of record or bonds or bond and revenue anticipation notes issued by a public trust for which such county, municipality or school is a beneficiary thereof. All collateral pledged to secure public funds shall be valued at no more than market value.
7. Money market mutual funds regulated by the Securities and Exchange Commission and which investments consist of obligations of the United States, its agencies and instrumentalities, and investments in those items listed above.
8. Warrants, bonds or judgments of the school.
9. Qualified pooled investment programs, the investments of which consist of those items specified above, as well as obligations of the United States agencies and instrumentalities, regardless of the size of the Center's budget. To be qualified, a pooled investment program for school funds must be governed through an Interlocal cooperative agreement formed pursuant to Title 70 Section 5-117b, and the program must competitively select its investment advisors and other professionals. Any pooled investment program must be approved by the Board of Education.

Custodial Credit Risk:

Deposits and Investments - The Center's demand deposits are required by law to be collateralized by the amount that is not federally insured. The Center has a written investment policy, which permits investments as authorized by State Statute.

Interest Rate Risk:

Investments are made based upon prevailing market conditions at the time of the transaction with the intent to hold the instrument until maturity. However, the Center has no formal written policy addressing interest rate risk.

Credit Risk:

The Center has no formal written policy addressing credit risk.

At June 30, 2018, the vocational technical center had no investments.

**GORDON COOPER TECHNOLOGY CENTER NO. 5
POTTAWATOMIE COUNTY, OKLAHOMA
NOTES TO THE FINANCIAL STATEMENTS
FOR THE YEAR ENDED JUNE 30, 2018**

3. Use of Estimates

The preparation of financial statements requires management to make estimates and assumptions that affect the reported amount of assets and liabilities and disclosure of contingent assets and liabilities at the date of the financial statements and the reported amounts of revenues and expenses during the reporting period. Actual results could differ from those estimates.

4. Accounts Receivable

Accounts receivables of the governmental activities consist of Ad Valorem tax and Federal grant programs. Receivables detail by fund at June 30, 2018, is as follows:

Accounts Receivable	<u>General Fund</u>	<u>Building Fund</u>
Ad Valorem Tax	\$ 431,553	\$ 219,772
State Grants	6,786	-
Federal Grants	<u>323,279</u>	<u>-</u>
Gross receivables	761,618	219,772
Less: deferred taxes	<u>(334,214)</u>	<u>(186,398)</u>
Net Receivables	\$ <u><u>427,404</u></u>	\$ <u><u>33,374</u></u>

**GORDON COOPER TECHNOLOGY CENTER NO. 5
POTTAWATOMIE COUNTY, OKLAHOMA
NOTES TO THE FINANCIAL STATEMENTS
FOR THE YEAR ENDED JUNE 30, 2018**

5. Capital Assets

A summary of changes in general fixed assets for the year ended June 30, 2018, follows:

	Balance July 1, 2017	Additions	Reclassification	Retirements	Balance June 30, 2018
Land	\$ 162,140	\$ -	\$ -	\$ -	\$ 162,140
Total Assets Not Being Depreciated	\$ 162,140	\$ -	\$ -	\$ -	\$ 162,140
<u>Capital Assets Being Depreciated</u>					
Buildings	30,352,180	494,198	5,250	-	30,851,628
Machinery & Equipment	5,937,587	978,783	(5,250)	109,865	6,801,255
Land Improvements	2,013,433	8,539	-	-	2,022,072
Total Capital Assets Being Depreciated	38,303,300	1,888,139	-	109,865	39,674,955
Less: Accumulated Depreciation	26,173,153	1,434,430	-	109,865	28,024,095
Total Capital Assets Being Depreciated - Net	11,536,146	114,713	-	-	11,650,860
Total Capital Assets Net	\$ 11,698,287	\$ 114,713	-	\$ -	\$ 11,813,000

6. Interfund Transactions

Interfund transactions are accounted for as revenues, expenditures or expenses. Transactions that constitute reimbursements to a fund, or expenditures/expenses initially made from it that are properly applicable to another fund, are recorded as expenditures/expenses in the fund that is reimbursed. Nonrecurring or nonroutine permanent transfers of equity are reported as residual equity transfers. All other interfund transfers are reported as operating transfers.

**GORDON COOPER TECHNOLOGY CENTER NO. 5
POTTAWATOMIE COUNTY, OKLAHOMA
NOTES TO THE FINANCIAL STATEMENTS
FOR THE YEAR ENDED JUNE 30, 2018**

7. Employee Retirement System

Description of Plan

The District participates in the state-administrated Teacher's Retirement System of Oklahoma (the "system"), which is a cost-sharing multiple-employer public employee retirement system. The supervising authority for the management and operation of the System is a 13-member Board of Trustees, which acts as a fiduciary for investment of the funds and the application of plan interpretations. The System provides retirement and disability benefits, annual cost of living adjustments, death benefits and other benefits to plan members and beneficiaries. Oklahoma State Statutes establish benefit provisions and may be amended only through legislative action. The District has no responsibility or authority for the operation and administration of the system nor has it any liability, except for contribution requirements. The Oklahoma Teachers' Retirement System issues a publicly available financial report that includes financial statements and required supplementary information for the System. The report may be obtained by writing to the Oklahoma Teachers' Retirement System, P.O. Box 53624, Oklahoma City, Oklahoma 73152.

Basis of Accounting

The System's financial statements are prepared using the cash basis of accounting, except for accruals of interest income. Plan member contributions are recognized in the period in which the contributions are made. Benefits and refunds are recognized when paid. The pension benefit obligation is a standardized disclosed measure of the present value of pension benefits. This pension valuation method reflects the present value of estimated pension benefits that will be paid in future years as a result of employee services performed to date and is adjusted for the effect of projected salary increases. There are no actuarial valuations performed on individual school districts. The System has an under-funded pension benefit obligation as determined as part of the latest actuarial valuation.

Funding Policy

The District, the State of Oklahoma, and the participating employee make contributions. The contribution rates for the District and its employees are established by and may be amended by Oklahoma Statutes. The rates are not actuarially determined. The rates are applied to the employee's earnings plus employer-paid fringe benefits. The required contribution for the participating members is 7.0% of compensation. Additionally, OTRS receives "federal matching contributions" for positions whose funding comes from federal sources or certain grants. The District and State are required to contribute 14.0% of applicable compensation. Contributions received by the System from the State of Oklahoma are from 3.54% of its revenues from sales tax use taxes, corporate income taxes and individual income taxes. The District contributed 9.5% and the State of Oklahoma plus the federal contribution contributed the remaining 4.5% during this year. The District is allowed by the Oklahoma Teachers' Retirement System to make the required contributions on behalf of the participating members. The school is required to pay 16.5% for any compensated retired teachers already receiving retirement benefits.

Annual Pension Cost

The Center's total contribution for 2018, 2017, and 2016 were \$614,157, \$604,133, and \$593,134, respectively. The District's total payroll for fiscal year 2017-18 amounted to \$6,371,237.

On Behalf Contributions

The State of Oklahoma makes retirement contributions each year for teachers employed by Oklahoma School Districts. The contribution amounts are based on the teacher's years of service and amounts paid are prescribed by O.S.70 Section 17-108.2 subsection A. During fiscal year 2016-17, the State of Oklahoma's contribution was \$48,450. This Center recognized revenue and expenditures of this amount during the year.

**GORDON COOPER TECHNOLOGY CENTER NO. 5
POTTAWATOMIE COUNTY, OKLAHOMA
NOTES TO THE FINANCIAL STATEMENTS
FOR THE YEAR ENDED JUNE 30, 2018**

Employee Retirement System (continued)

Pension Liabilities, Pension Expense, and Deferred Outflows of Resources and Deferred Inflows of Resources Related to Pensions

At June 30, 2018, the Center reported a liability of \$9,413,392 for its proportionate share of the net pension liability. The net pension liability was measured as of June 30, 2017, and the total pension liability used to calculate the net pension liability was determined by an actuarial valuation as of July 1, 2017. The center's proportion of the net pension liability was based on the Center's contributions received by the pension plan relative to the total contributions received by pension plan for all participating employers as of June 30, 2017. Based upon this information, the center's proportion was .1421680 percent.

For the year ended June 30, 2018, the center recognized pension expense of \$241,235. At June 30, 2018, the Center reported deferred outflows of resources and deferred inflows of resources related to pensions from the following sources:

	<u>Deferred Outflows of Resources</u>	<u>Deferred Inflows of Resources</u>
Differences between expected and actual experience	\$	\$ 642,677
Changes of assumptions	1,117,111	562,175
Net difference between projected and actual earnings on pension plan investments	133,807	-
Differences in center's proportionate share of contributions and changes in proportion	-	274,623
System contributions during measurement date	9,604	-
Center contributions subsequent to the measurement date	<u>604,558</u>	<u>-</u>
Total	\$ <u><u>1,865,080</u></u>	\$ <u><u>1,480,015</u></u>

Deferred pension outflows totaling \$604,558 resulting from the center's contributions subsequent to the measurement date, will be recognized as a reduction of the net pension liability in the year ended June 30, 2018. The deferred outflows totaling \$133,807 resulting from the difference between projected and actual earnings on pension plan investments will be recognized in pension expense over five years. The deferred inflows totaling \$642,677 resulting from differences between expected and actual experience will be recognized in pension expense using the average expected remaining service life of the plan participants. The average expected remaining life of the plan participants is determined by taking the calculated total future service years of the plan participants divided by the number of people in the Plan including retirees. The total future service years of the plan participants are estimated at 5.59 years at June 30, 2017, and are determined using the mortality, termination, retirement and disability assumptions associated with the Plan.

**GORDON COOPER TECHNOLOGY CENTER NO. 5
POTTAWATOMIE COUNTY, OKLAHOMA
NOTES TO THE FINANCIAL STATEMENTS
FOR THE YEAR ENDED JUNE 30, 2018**

Employee Retirement System (continued)

Deferred outflows of resources and deferred inflows of resources will be recognized in pension expense as follows:

Year ended,		
2019	\$	(139,653)
2020		323,111
2021		138,574
2022		(379,021)
2023		<u>(162,502)</u>
	\$	<u>(219,491)</u>

Actuarial assumptions: The total pension liability was determined based on an actuarial valuation prepared as of July 1, 2017 using the following actual assumptions:

- Actuarial Cost method-Entry Age Normal
- Amortization Method-Level Percentage of Payroll
- Amortization Period-Amortization over an open 30-year period
- Asset Valuation Method-5 year smooth market
- Inflation-2.5 percent
- Salary Increases-Composed of 3.00 percent wage inflation, including 2.5 percent price inflation, plus a service related component up to 8 percent based on years of service.
- Investment Rate of Return-7.5 percent
- Retirement Age-Experience-based table of rates based on age, service, and gender. Adopted by the Board in May 2015 in conjunction with the five year experience study for the period ending June 30, 2014
- Mortality-RP-2000 Combined Mortality Table, projected to 2016 using Scale AA, multiplied by 90.0 percent for males and 80.0 percent for females.

The long-term expected rate of return on pension plan investments was determined using a building block method in which best estimate ranges of expected future real rates of return (expected returns, net of pension plan investment expense and inflation) are developed for each major asset class. These ranges are combined to produce the long-term expected rate of return by weighting the expected future real rates of return by the target asset allocation percentage and by adding expected inflation. The target asset allocation and best estimates of arithmetic expected real rates of return for each major asset class as of June 30, 2018, are summarized in the following table:

<u>Asset Class</u>	<u>Target Allocation</u>	<u>Long-Term Expected Real Rate of Return</u>
Domestic All Cap Equity*	7.0%	6.2%
Domestic Large Cap Equity	10.0%	5.8%
Domestic Mid Cap Equity	13.00%	6.3%
Domestic Small Cap Equity	10.00%	7.0%
International Large Cap Equity	11.50%	6.6%
International Small Cap Equity	6.0%	6.6%
Core Plus Fixed Income	17.5%	1.6%
High-yield Fixed Income	6.0%	4.9%
Private Equity	5.0%	8.3%
Real Estate**	7.0%	4.5%
Master Limited Partnerships	<u>7.0%</u>	7.7%
	<u>100.00%</u>	

**GORDON COOPER TECHNOLOGY CENTER NO. 5
POTTAWATOMIE COUNTY, OKLAHOMA
NOTES TO THE FINANCIAL STATEMENTS – GAAP BASIS
FOR THE YEAR ENDED JUNE 30, 2018**

Employee Retirement System (continued)

*The Domestic All Cap Equity total expected return is a combination of 3 rates – US Large cap, US Mid Cap and US Small Cap.

**The Real Estate total expected return is a combination of US Direct Real Estate (unlevered) and US Value added Real Estate (unlevered).

Discount rate – A single discount rate of 7.50% was used to measure the total pension liability as of June 30, 2016. This single discount rate was based solely on the expected rate of return on pension plan investments of 7.50%. Based on the stated assumptions and the projection of cash flows, the pension plan’s fiduciary net position and future contributions were projected to be available to finance all projected future benefit payments of current plan members. Therefore, the long-term expected rate of return on pension plan investments was applied to all periods of projected benefit payments to determine total pension liability.

Sensitivity of the Center’s proportionate share of the net pension liability to changes in the discount rate

The following presents the Center’s proportionate share of the net pension liability calculated using the discount rate of 7.50%, as well as what the Center’s proportionate share of the net pension liability would be if it were calculated using a discount rate that is 1-percentage point lower (6.50%) or 1-percentage point higher (8.50%) than the current rate:

	1% Decrease (6.50%)	Current Discount Rate (7.50%)	1% Increase (8.50%)
Center’s proportionate share of the net pension liability	\$ 13,439,328	\$ 9,413,392	\$ 6,473,867

Pension plan fiduciary net position – Detailed information about the pension plan’s fiduciary net position is available in the separately issued TRS financial report that can be obtained at <http://www.ok.gov/trs/> or by writing to the Oklahoma Teachers Retirement System, P.O. Box 53624, Oklahoma City, Oklahoma 73152 or by calling 405-521-2387.

8. OPEB

Plan Description – The District as the employer, participates in the Supplemental Health Insurance Program – a cost sharing multiple-employer defined benefit OPEB plan administered by the Oklahoma Teachers Retirement System (OTRS). Title 74 O. S. Sec. 1316.3 defines the health insurance benefits. The authority to establish and amend benefit provisions rests with the State Legislature. OTRS issues a publicly available financial report that can be obtained at www.ok.gov/OTRS

Benefits Provided – OTRS pays a medical insurance supplement to eligible members who elect to continue their employer provided health insurance. The supplement payment is between \$100 and \$105 per month, remitted to the Oklahoma Management Enterprise Services Employees Group Insurance Division, provided the member has ten (10) years of Oklahoma service prior to retirement.

Contributions – Employer and employee contributions are made based upon the TRS Plan provisions contained in Title 70, as amended. However the statutes do not specify or identify any particular contribution source to pay the health insurance subsidy. Based on the contribution requirements of Title 70 employers and employees contribute a single amount based on a single contribution rate as described in Note 7; from this amount OTRS allocates a portion of the contributions to the supplemental health insurance program. The cost of the supplemental health insurance program averages 1.5% of normal cost, as determined by an actuarial valuation. Contributions allocated to the OPEB plan from the District were \$9,443.

**GORDON COOPER TECHNOLOGY CENTER NO. 5
POTTAWATOMIE COUNTY, OKLAHOMA
NOTES TO THE FINANCIAL STATEMENTS
FOR THE YEAR ENDED JUNE 30, 2018**

OPEB (continued)

OPEB Liabilities (Assets), OPEB Expense, and Deferred Outflows of Resources and Deferred Inflows of Resources Related to OPEB – At June 30, 2018, the District reported an asset of \$63,401 for its proportionate share of the new OPEB asset. The net OPEB asset was measured as of June 30, 2017, and the total OPEB asset used to calculate the net OPEB asset was determined by an actuarial valuation as of June 30, 2017. The District's proportion of the net OPEB asset was based on the District's contributions received by the OPEB plan relative to the total contributions received by the OPEB plan for all participating employers as of June 30, 2017. Based upon this information, the District's proportion was 0.142174% percent.

For the year ended June 30, 2018, the District recognized OPEB expense of (\$2,318). At June 30, 2018, the District reported deferred outflows of resources and deferred inflows of resources related to OPEB from the following sources:

	Deferred Outflows of Resources		Deferred Inflows of Resources
Differences between expected and actual experience	\$ -	\$	17,018
Net difference between projected and actual earnings on OPEB plan investments	-		34,776
Contributions during measurement date	154		-
District contributions subsequent to the measurement date	9,599		-
Total	\$ 9,753	\$	51,794

The \$9,599 reported as deferred outflows of resources related to OPEB resulting from District contributions subsequent to the measurement date will be recognized as a reduction of the net OPEB liability (asset) in the year ended June 30, 2019. Other amounts reported as deferred outflows of resources and deferred inflows of resources related to OPEB will be recognized in OPEB expense as follows:

Year ended June 30:

	2019	\$	(11,816)
	2020		(11,816)
	2021		(11,816)
	2022		(11,816)
	2023		(3,122)
	Thereafter		(1,253)
		\$	(51,639)

**GORDON COOPER TECHNOLOGY CENTER NO. 5
POTTAWATOMIE COUNTY, OKLAHOMA
NOTES TO THE FINANCIAL STATEMENTS
FOR THE YEAR ENDED JUNE 30, 2018**

OPEB (continued)

Actuarial Assumptions – The total OPEB liability (asset) as of June 30, 2017, was determined based on an actuarial assumptions:

- Actuarial Cost Method – Entry Age
- Inflation – 2.50%
- Future Ad Hoc Cost-of-living Increases – None
- Salary Increases – Composed of 3.25% inflation, including 2.50% price inflation, plus a service-related component ranging from 0.00% to 8% based on years of service.
- Investment Rate of Return – 7.50%
- Retirement Age – Experience-based table of rates based on age, service, and gender. Adopted by the Board in May 2015 in conjunction with the five year experience study for the period ending June 30, 2014.
- Mortality Rates after Retirement – Males: RP-2000 Combined Mortality Table for males with White Collar Adjustments. Generational mortality improvements in accordance with Scale BB from table's base year of 2000. Females: GRS Southwest Region Teacher Mortality Table, scaled at 105%. Generational mortality improvements in accordance with Scale BB from the table's base year of 2012.
- Mortality Rates for Active Members – RP – 2000 Employer Mortality tables, with male rates multiplied by 60% and female rates multiplied by 50%.

<u>Asset Class</u>	<u>Target Asset Allocation</u>	<u>Long-Term Expected Real Rate of Return</u>
Domestic Equity	38.5%	7.5%
International Equity	19.0%	8.5%
Fixed Income	23.5%	2.5%
Real Estate**	9.0%	4.5%
Alternative Assets	10.0%	6.1%
Total	<u>100.00%</u>	

** The Real Estate total expected return is a combination of US Direct Real Estate (unlevered) and US Value added Real Estate (unlevered).

Discount Rate – A single discount rate of 7.50% was used to measure the total OPRB liability (asset) as of June 30, 2018. This single discount rate was based solely on the expected rate of return on OPEB plan investments of 7.50%. Based on the stated assumptions and the projection of cash flows, the OPEB plan's fiduciary net position and future contributions were projected to be available to finance all projected future payments of current plan members. Therefore, the long term expected rate of return on OPEB plan investments was applied to all periods of projected benefit payments to determine the total OPEB liability (asset). The projection of cash flows used to determine this single discount rate assumed that plan member and employer contributions will be made at the statutory levels and remain a level percentage of payrolls. The projection of cash flows also assumed that the State's contribution plus the matching contributions will remain a constant percent of projected member payroll based on the past five years of actual contributions.

**GORDON COOPER TECHNOLOGY CENTER NO. 5
POTTAWATOMIE COUNTY, OKLAHOMA
NOTES TO THE FINANCIAL STATEMENTS
FOR THE YEAR ENDED JUNE 30, 2018**

OPEB (continued)

Sensitivity of the Net OPEB Liability (Asset) to Changes in the Discount Rate – The following presents the net OPEB liability (asset) of the employer calculated using the discount rate of 7.5%, as well as what the Plan’s net OPEB liability (asset) would be if it were calculated using a discount rate that is 1-percentage-point higher (8.5%) that the current rate:

	1% Decrease (6.5%)		Current Discount Rate (7.5%)		1% Increase (8.5%)
Employer’s Net OPEB Liability (asset) \$	(2,654)	\$	(63,401)	\$	(115,430)

OPEB Plan Fiduciary Net Position – Detailed information about the OPEB plan’s fiduciary net position is available in the separately issued financial report of the OTRS; which can be located at www.ok.gov/OTRS.

9. General Long-Term Debt

The Center’s long term debt consisted of compensated absences and a capital lease.

The following is a summary of the long-term debt transactions for the year ended June 30, 2018:

	Balance July 1, 2017		Additions		Retirements		Balance June 30, 2018
Compensated Absences	\$ 311,315	\$	23,984	\$	-	\$	335,299
Leases Payable	-		308,446		-		308,446
Total	\$ 311,315	\$	332,430	\$	-	\$	643,745
Less: Amounts Due Within One Year							(23,572)
Total Long-Term Debt						\$	620,173

Capital Lease Commitments

The District had the following lease commitment for 4 buses in effect at June 30, 2018:

Year ending June 30,	Principal		Interest		Total
2019	\$ 101,935	\$	6,020	\$	107,955
2020	102,009		5,946		107,955
2021	104,503		2,577		107,080
Total	\$ 308,446	\$	14,543	\$	322,990

10. Litigation

The Center is contingently liable for lawsuits and other claims in the ordinary course of its operations. The settlement of such contingencies under the budgetary process would require appropriation of revenues yet to be realized and would not materially affect the financial position of the Center at June 30, 2018.

**GORDON COOPER TECHNOLOGY CENTER NO. 5
POTTAWATOMIE COUNTY, OKLAHOMA
NOTES TO THE FINANCIAL STATEMENTS
FOR THE YEAR ENDED JUNE 30, 2018**

11. Contingent Liabilities

The Center receives significant financial assistance from the United States government in the form of grants and other federal assistance. Entitlement to the resources is generally conditioned upon compliance with terms and conditions of the grant agreements and applicable federal regulations, including the expenditure of the resources for eligible purposes. Substantially all grants are subject to financial and compliance audits by the grantors. Any disallowances as a result of these audits become a liability of the Center. The Center estimates that no material liabilities will result from such audits.

12. Risk Management

The Center is exposed to various risks of loss related to torts; theft of, damage to and destruction of assets; errors and omissions; injuries to employees; or acts of God. The Center purchases commercial insurance to cover these risks. Settled claims resulting from these risks have not exceeded the commercial insurance coverage in any of the past three fiscal years.

13. Surety Bonds Bond

The Center has a public employee position bond that includes the superintendent, treasurer, business manager, finance officer, encumbrance clerk, and deputy encumbrance clerk. The treasurer and business manager are bonded for \$250,000 each, and the remaining positions listed above are bonded for \$100,000. This bond is in effect for the period covering July 1, 2017 to July 1, 2018.

14. 401(a) Plan

The Center adopted a 401(a) plan and beginning on October 1, 2014, the Board shall make an employer matching contribution into the Gordon Cooper Technology Center 401(a) Matching Retirement Plan ("Plan") for eligible support staff, certified staff, and professional staff members. Eligible employees are defined as any person in one of the aforementioned staff groups hired by Gordon Cooper Technology Center for full-time employment as defined in district policy DP-126. Eligible employees will receive a 401(a) matching contribution based on participation in the Gordon Cooper Technology Center 403(b) or 457(b) Plans. The amount of matching contribution is \$40 per month for support staff and certified staff (not to include certified administrators), and \$50 per month for professional staff. Participating employees will be required to satisfy a five (5) year vesting schedule and will be required to remain employed with Gordon Cooper Technology Center for a minimum of five (5) years to become vested in the employer 401(a) matching contribution. Any break in employment before the five (5) years vesting period is satisfied with the exception of disability as defined by federal law or active retirement with the Oklahoma Teacher's Retirement System, will result in forfeiture of the employer 401(a) matching contributions. The estimated value of the non-vested contributions is \$35,664, this amount is considered immaterial and not recorded in the financial statements.

15. Prior Period Correction

During the 2017-18 fiscal year, the Technology Center adopted GASB Statement No. 75, "Financial Reporting for Postemployment Benefit Plans Other Than Pension Plans. The statement's objective is to improve the usefulness of information for postemployment benefits other than pensions presented in the financial statements. Retroactive restatement is required for all prior periods presented in the financial statements.

As a result of the implementation of GASB Statement No. 75, a beginning balance restatement occurred as follows;

	Previously Presented	Restatement	2017 Restated
Governmental Activities			
Net OPEB Asset		9,443	9,443
Net Position	33,148,579	9,443	13,158,022

**GORDON COOPER TECHNOLOGY CENTER NO. 5
POTTAWATOMIE COUNTY, OKLAHOMA
NOTES TO THE FINANCIAL STATEMENTS
FOR THE YEAR ENDED JUNE 30, 2018**

15. Tax Abatement

The State of Oklahoma has authorized by Oklahoma Statute 62-850, the creation of tax increment financing (TIF) districts. These districts are intended to provide incentives and exemptions from taxation within certain areas to encourage investment, development, and economic growth. The City of Shawnee and the City of Tecumseh have both created TIF districts. These TIF districts reduce the ad valorem taxes remitted to the Center over the term of the agreements.

Oklahoma Statute Title 31 offers a homestead exemption of up to 1 acre of property in an urban area or 160 acres in a rural area. These homestead exemptions reduce the ad valorem taxes remitted to the Center.

For the year ended June 30, 2018, abated property taxes were \$30,257.

COMBINING FINANCIAL STATEMENTS

**GORDON COOPER TECHNOLOGY CENTER NO. 5
BALANCE SHEET - FIDUCIARY FUND
JUNE 30, 2018**

	<u>Agency Fund</u>
	<u>Activity Fund</u>
ASSETS	
Cash	\$ 163,630
Miscellaneous Receivables	<u>-</u>
Total assets	<u>\$ 163,630</u>
LIABILITIES AND FUND EQUITY	
Liabilities:	
Due to General Fund	\$ -
Due to Student Groups	<u>163,630</u>
Total liabilities	<u>163,630</u>
Fund equity:	
Unreserved/undesignated	<u>\$ -</u>
Total Fund Equity	<u>\$ -</u>
Total liabilities and fund equity	<u>\$ 163,630</u>

REQUIRED SUPPLEMENTARY INFORMATION

GORDON COOPER TECHNOLOGY CENTER NO. 5
FUND BALANCE - BUDGET AND ACTUAL (BUDGETARY BASIS)
GENERAL FUND
FOR THE YEAR ENDED JUNE 30, 2018

	<u>Original Budget</u>	<u>Final Budget</u>	<u>Actual</u>
Fund balances, beginning of year	\$ 3,950,061	\$ 3,950,061	\$ 3,950,061
Revenues collected:			
Local sources	6,659,600	6,659,600	8,107,480
Intermediate sources	-	-	-
State sources	2,925,341	2,925,341	3,014,200
Federal sources	<u>984,167</u>	<u>984,167</u>	<u>987,997</u>
Total revenues collected	<u>10,569,108</u>	<u>10,569,108</u>	<u>12,109,677</u>
Expenditures paid:			
Instruction	6,536,794	6,536,794	6,010,488
Support services	6,446,279	6,446,279	5,158,410
Non-instructional services	468,001	468,001	290,771
Capital outlay	-	-	-
Other outlays	29,000	29,000	31,113
Other uses	<u>1,039,095</u>	<u>1,039,095</u>	<u>936,781</u>
Repayments			
Total expenditures paid	<u>\$ 14,519,169</u>	<u>\$ 14,519,169</u>	<u>\$ 12,427,563</u>
Excess of revenues collected over (under) expenses paid before adjustments to prior year encumbrances	<u>\$ -</u>	<u>\$ -</u>	<u>\$ 3,632,175</u>
Adjustments to prior year encumbrances			<u>255,445</u>
Cash fund balance end of year - Budgetary Basis			<u><u>\$ 3,887,620</u></u>
Explanation of differences between Budgetary Basis year end fund balance and GAAP year end fund balance:			
Fund Balance, June 30, 2018 - Budgetary basis			\$ 3,887,620
Accounts receivable not recognized as revenue			427,404
Expenses not recognized in GAAP basis (reserves)			871,733
Accounts Payable not recognized in Budgetary basis			(234,148)
Current prortion of compensated absences not recognized in budgetary basis			<u>(23,572)</u>
Net Position of Governmental Activities-GAAP Basis			<u><u>\$ 4,929,037</u></u>

**GORDON COOPER TECHNOLOGY CENTER NO. 5
FUND BALANCE - BUDGET AND ACTUAL (BUDGETARY BASIS)
BUILDING FUND
FOR THE YEAR ENDED JUNE 30, 2018**

	<u>Original Budget</u>	<u>Final Budget</u>	<u>Actual</u>
Fund balances, beginning of year	\$ 4,448,436	\$ 4,448,436	\$ 4,448,436
Revenues collected:			
Local sources	3,079,352	3,079,352	3,330,207
Intermediate sources	-	-	-
State sources	-	-	160
Federal sources	-	-	-
Total revenues collected	<u>3,079,352</u>	<u>3,079,352</u>	<u>3,330,367</u>
Expenditures paid:			
Instruction	178,710	178,710	163,530
Support services	3,447,376	3,447,376	2,320,355
Capital outlay	3,901,702	3,901,702	1,440,898
Other outlays	-	-	-
Total expenditures paid	<u>7,527,788</u>	<u>7,527,788</u>	<u>3,924,783</u>
Excess of revenues collected over (under) expenses paid before adjustments to prior year encumbrances	\$ <u>-</u>	\$ <u>-</u>	\$ 3,854,020
Adjustments to prior year encumbrances			<u>91,102</u>
Cash fund balance end of year - Budgetary Basis			<u>\$ 3,945,122</u>
Explanation of differences between Budgetary Basis year end fund balance and GAAP year end fund balance:			
Fund Balance, June 30, 2018 - Budgetary Basis			\$ 3,945,123
Accounts receivable not recognized as revenue			33,375
Accounts Payable not recognized in Budgetary basis			(89,483)
Expenses not recognized in GAAP basis (reserves)			<u>1,369,480</u>
Net Position of Governmental Activities-GAAP Basis			<u>\$ 5,258,495</u>

**GORDON COOPER TECHNOLOGY CENTER NO. 5
 FUND BALANCE - BUDGET AND ACTUAL (BUDGETARY BASIS)
 COOP FUND
 FOR THE YEAR ENDED JUNE 30, 2018**

	<u>Original Budget</u>	<u>Final Budget</u>	<u>Actual</u>
Fund balances, beginning of year	\$ 221,993	\$ 221,993	\$ 221,993
Revenues collected:			
Local sources	230,000	230,000	242,000
Intermediate sources	-	-	-
State sources	-	-	-
Federal sources	-	-	-
	<u>230,000</u>	<u>230,000</u>	<u>242,000</u>
Total revenues collected			
Expenditures paid:			
Instruction	50,000	50,000	2,000
Support services	401,993	401,993	195,132
Capital outlay	-	-	-
Other outlays	-	-	-
	<u>451,993</u>	<u>451,993</u>	<u>197,132</u>
Total expenditures paid			
Excess of revenues collected over (under) expenses paid before adjustments to prior year encumbrances	\$ <u>-</u>	\$ <u>-</u>	\$ 266,861
Adjustments to prior year encumbrances			<u>314</u>
Cash fund balance end of year - Budgetary Basis			\$ <u><u>267,175</u></u>
Explanation of differences between Budgetary Basis year end fund balance and GAAP year end fund balance:			
Fund Balance, June 30, 2018 - Budgetary Basis			\$ 267,175
Accounts receivable not recognized as revenue			-
Expenses not recognized in GAAP basis (reserves)			-
Net Position of Governmental Activities-GAAP Basis			\$ <u><u>267,175</u></u>

**GORDON COOPER TECHNOLOGY CENTER NO. 5
POTTAWATOMIE COUNTY, OKLAHOMA
SCHEDULE OF THE PROPORTIONATE SHARE OF THE NET PENSION LIABILITY
OKLAHOMA TEACHERS RETIREMENT SYSTEM
LAST TEN FISCAL YEARS*
FOR THE YEAR ENDED JUNE 30, 2018**

	<u>2015</u>	<u>2016</u>	<u>2017</u>	<u>2018</u>
School's proportion of the net pension liability	.140939%	.14136756%	.14726625%	.1421680%
School's proportionate share of the net pension liability	\$ 7,605,386	\$ 8,584,910	\$ 12,290,192	\$ 9,413,392
School's covered-employee payroll	\$ 6,195,549	\$ 6,564,995	\$ 6,559,495	\$ 6,371,237
School's proportionate share of the net pension liability as a percentage of its covered-employee payroll	123%	131%	187%	148%
Plan fiduciary net position as a percentage of total pension liability	72.43%	70.31%	62.24%	69.32%

*The amounts present for each fiscal year were determined as of 6/30.

Notes to Schedule:

Information to present a 10 year history is not readily available.

**GORDON COOPER TECHNOLOGY CENTER NO. 5
POTTAWATOMIE COUNTY, OKLAHOMA
SCHEDULE OF THE CONTRIBUTIONS
OKLAHOMA TEACHERS RETIREMENT SYSTEM
LAST TEN FISCAL YEARS*
FOR THE YEAR ENDED JUNE 30, 2018**

	<u>2015</u>	<u>2016</u>	<u>2017</u>	<u>2018</u>
Contractually required contribution	\$ 565,920	\$ 593,134	\$ 604,133	\$ 614,157
Contributions in relation to the Contractually required contribution	565,920	593,134	604,133	614,157
Contribution deficiency (excess)	\$ <u> -</u>	\$ <u> -</u>	\$ <u> -</u>	\$ <u> -</u>
School's covered-employee payroll	\$ 5,957,067	\$ 6,243,513	\$ 6,559,495	\$ 6,371,237
Contributions as a percentage of covered-employee payroll	9.50%	9.50%	9.21%	9.64%

Notes to Schedule:

*Information to present a 10 year history is not readily available.

GORDON COOPER TECHNOLOGY CENTER NO. 5
POTTAWATOMIE COUNTY, OKLAHOMA
SCHEDULE OF THE DISTRICT'S PROPORTIONATE SHARE OF THE NET OPEB LIABILITY (ASSET)
SUPPLEMENTAL HEALTH INSURANCE PROGRAMS
LAST TEN FISCAL YEARS* (DOLLAR AMOUNTS IN THOUSANDS)
FOR THE YEAR ENDED JUNE 30, 2018

		2018
District's proportionate share of the net OPEB liability (asset)	\$	(63,401)
District's covered payroll	\$	6,371,237
District's proportionate share of the net OPEB liability (asset) as a percentage of its Covered-employee payroll		1.00%
Plan fiduciary net position as a percentage of the total OPEB liability (asset)		110.40%

*The amounts present for each fiscal year were determined as of 6/30

Notes to Schedule:

Only the current fiscal year is presented because 10-year data is not yet available.

**GORDON COOPER TECHNOLOGY CENTER NO. 5
POTTAWATOMIE COUNTY, OKLAHOMA
SCHEDULE OF THE DISTRICT'S CONTRIBUTIONS
SUPPLEMENTAL HEALTH INSURANCE PROGRAM
LAST TEN FISCAL YEARS* (DOLLAR AMOUNTS IN THOUSANDS)
FOR THE YEAR ENDED JUNE 30, 2018**

	2018	2017
Contractually required contribution	\$ 9,753	\$ 9,443
Contributions in relation to the Contractually required contribution	9,753	9,443
Contribution deficiency (excess)	\$ -	\$ -
 District's covered payroll	 \$ 6,371,237	 \$ 6,559,495
Contributions as a percentage of covered- payroll	.15%	.14%

Notes to Schedule:

Only the current and prior fiscal year is presented because 10-year data is not yet available.

SUPPORTING SCHEDULES

**GORDON COOPER TECHNOLOGY CENTER NO. 5
SCHEDULE OF FEDERAL AWARDS EXPENDED
FOR THE YEAR ENDED JUNE 30, 2018**

<u>Federal Grantor/Pass-Through Grantor/Program Title</u>	<u>Federal CFDA #</u>	<u>Grantor's Number</u>
<u>U.S. Department of Education</u>		
Direct Programs:		
<u>2017-2018 Programs</u>		
* Pell Grant	84.063	P063P173274
* College Workstudy	84.033	P033A173418
Sub-Total		
Passed-Through State Department of Career and Technology Education:		
<u>2017-2018 Programs</u>		
* Carl Perkins Secondary	84.048	N/A
* Tech Centers that Work	84.048	N/A
Sub-Total		
<u>U.S. Department of Defense</u>		
Passed-Through State Department of Career and Technology Education:		
<u>2017-2018 Programs</u>		
Bid Assistance	12.002	N/A
Sub-Total		
<u>U.S. Department of Health and Human Services</u>		
Passed-Through State Department of Career and Technology Education:		
<u>2017-2018 Programs</u>		
Temporary Assistance for Needy Families	93.558	N/A
Sub-Total		
<u>U.S. Department of Agriculture</u>		
Passed-Through State Department of Education:		
<u>2017-2018 Programs</u>		
Child & Adult Food Care Program	10.558	N/A
Sub-Total		

TOTAL FEDERAL ASSISTANCE

* Major program

See accompanying notes to Schedule of Federal Awards Expended

Balance at July 1, 2017	Revenue	Expenditures	Balance at June 30, 2018
\$ -	\$ 867,661	\$ 867,661	\$ -
	4,447	4,447	
\$ -	\$ 872,108	\$ 872,108	\$ -
\$ -	\$ 164,253	\$ 164,253	\$ -
	12,000	12,000	
\$ -	\$ 176,253	\$ 176,253	\$ -
\$ -	\$ 15,233	\$ 15,233	\$ -
\$ -	\$ 15,233	\$ 15,233	\$ -
\$ -	\$ 146,741	\$ 146,741	\$ -
\$ -	\$ 146,741	\$ 146,741	\$ -
\$ -	\$ 4,083	\$ 4,083	\$ -
\$ -	\$ 4,083	\$ 4,083	\$ -
\$ -	\$ 1,214,418	\$ 1,214,418	\$ -

**GORDON COOPER TECHNOLOGY CENTER NO. 5
POTTAWATOMIE COUNTY, OKLAHOMA
NOTES TO THE SCHEDULE OF EXPENDITURES OF FEDERAL AWARDS
FOR THE YEAR ENDED JUNE 30, 2018**

1. For all federal programs, the Center uses the fund types prescribed by the Oklahoma State Department of Career and Technology Education and conforms to the system of accounting authorized by the State of Oklahoma. The General Fund is used to account for resources restricted, or designated for, specific purposes by a grantor.
2. The accounting and financial reporting treatment applied to a fund is determined by its measurement focus. The Governmental Fund types are accounted for using a current financial measurement focus. All Federal grant funds were accounted for in the General Fund. With this measurement focus, only current assets and current liabilities and the fund balance are included on the balance sheet. Operating statements of these funds present increases and decreases in net current assets.

The modified accrual basis of accounting is used for the Governmental Fund types. This basis of accounting recognizes revenue in the accounting period in which they become susceptible to accrual, i.e., both measurable and available, and expenditures in the accounting period in which the fund liability is incurred, and certain compensated absences and claims and judgments, which are recognized when the obligations are expected to be liquidated with expendable available financial resources.

Federal grant funds are considered to be earned to the extent of expenditures made under the provisions of the grant, and accordingly, when such funds are received, they are recorded as deferred revenue until earned.

3. The District has not elected to use the 10% de minimus indirect cost rate allowed under the Uniform Guidance.
4. Reconciliation of the Schedule of Expenditures of Federal Awards to Statement of Revenue, Expenditures and Changes in Fund Balance is as follows:

Total Federal Revenue as reflected on		
"Schedule of Federal Awards Expended"	\$	<u>1,214,418</u>
Total Federal Revenue as reflected on		
"Statement of Revenue, Expenditures and Changes In Fund Balance"	\$	
General Fund		1,214,723
PY Work Study not included in FY 2017 accounts receivable		<u>(305)</u>
Reconciled Total	\$	<u>1,214,418</u>

**GORDON COOPER TECHNOLOGY CENTER NO. 5
ACTIVITY FUND
STATEMENT OF CHANGES IN ASSETS AND LIABILITIES
FOR THE YEAR ENDED JUNE 30, 2018**

Activities	Beginning Balance 7-01-17	Revenue	Transfers	Expenditures	Ending Balance 6-30-18
Books/Tools	\$ -	\$ 53,549	\$ (50,267)	\$ 3,282	\$ -
<u>Livework-Resale</u>					
Collision Repair Tech / CRT	-	530	(530)	-	-
Automotive Serv. Tech E / ASTE	-	20	(20)	-	-
Early Care and Education	-	39,223	(39,223)	-	-
Computer Graphic Design/CGD	-	1,014	(1,014)	-	-
Foods	-	165,351	(162,487)	2,864	-
Const-Masonry Trades / CMT	-	23,603	(23,503)	100	-
Diesel Tech / PDT	-	1,897	(1,817)	80	-
Cosmetology	-	791	(791)	-	-
<u>Full-Time Adult Programs</u>					
Daytime Tuition	-	199,027	(170,172)	28,855	-
Practical Nursing Tuition	-	124,431	(103,211)	21,220	-
Education Enhance Center	-	5,291	(4,206)	1,085	-
Aviation Tuition	-	147,749	(110,104)	37,645	-
Paramedic Tuition	-	47,966	(46,717)	1,249	-
<u>Short-Term Adult Programs</u>					
AT&D Tuition	-	120,793	(105,085)	15,708	-
Safety Training	-	49,994	(49,419)	575	-
EMSA	-	18,395	(16,850)	1,545	-
Statewide Diesel Tuition	-	40,412	(35,520)	4,892	-
<u>Industry Specific Program</u>					
Industry Specific Tuition/Books	-	67,967	(66,965)	1,002	-
Industry Specific Books	-	-	-	-	-
<u>Miscellaneous</u>					
Facilities/Room Rental	-	40	(40)	-	-
Over/Under	-	20	(21)	-	(1)
Aviation Test Fees	2,520	20,240	(1,650)	13,135	7,975
National Honor Society	98	-	-	-	98
Refunds/Reimbursements	-	6,586	(5,385)	1,201	-
Miscellaneous	-	6,715	(215)	6,500	-

(continued)

**GORDON COOPER TECHNOLOGY CENTER NO. 5
ACTIVITY FUND
STATEMENT OF CHANGES IN ASSETS AND LIABILITIES
FOR THE YEAR ENDED JUNE 30, 2018**

Activities	Beginning Balance 7-01-17 \$	Revenue \$	Transfers	Expenditures \$	Ending Balance 6-30-18 \$
Employee Flower Fund	13,095	3,563	-	567	16,091
Interest-First United	-	20	43	63	-
General Fund Refund Acct.	-	-	1,087,649	1,087,649	-
OSSM Fees/Fundraiser	-	-	-	-	-
Eagle Program	46	-	-	-	46
Statewide Diesel Student Loans	95	500	(595)	-	-
Skills USA Organizations					
CRT Dues-Chapman	-	260	(260)	-	-
CRT Fundraisers/Donations	1,974	670	20	433	2,231
AMT Dues-Aviation	-	550	(550)	-	-
AMT A&G-Fundraiser/Donations	3,043	3,821	(392)	2,233	4,239
ASTA Dues-Shawnee-Brakett	-	290	(290)	-	-
ASTA - Fundraiser/Donations	210	245	-	-	455
ASTE Dues-Seminole-McClure	-	260	(260)	-	-
ASTE - Fundraiser/Donations	795	450	-	800	445
AWT Dues - Curtis	-	310	(310)	-	-
AWT - Fundraiser/Donations	725	1,656	-	1,753	628
PEA Dues - Pre Engineering	-	1,260	(1,260)	-	-
PEA - Donations/Fundraisers	10,948	27,886	257	24,271	14,820
CGD Dues - Ketchum	-	310	(310)	-	-
CGD - Fundraiser/Donations	68	742	20	-	830
OCS - Fundraiser/Donations	-	20	(20)	-	-
CAD - Fundraiser/Donations	-	-	-	-	-
PMT I & II Dues-Precision MAC	-	410	(410)	-	-
PMT I & II Fundraiser/Donation	328	-	-	-	328
ECT Dues-D. Frerichs	-	240	(240)	-	-
ECT-Fundraiser/Donations	-	28	-	-	28
HAR Dues-Pickering	-	150	(150)	-	-
HAR-Fundraiser/Donations	506	-	-	220	286
NST I & II Fundraiser/Donations	541	-	-	-	541
CMT Dues - Eiland	-	240	(240)	-	-
CMT - Fundraiser/Donations	1,072	1,538	-	1,083	1,527
H.S.-Diesel Dues- De La Pena	-	340	(340)	-	-

(continued)

**GORDON COOPER TECHNOLOGY CENTER NO. 5
ACTIVITY FUND
STATEMENT OF CHANGES IN ASSETS AND LIABILITIES
FOR THE YEAR ENDED JUNE 30, 2018**

Activities	Beginning Balance 7-01-17	Revenue	Transfers	Expenditures	Ending Balance 6-30-18
	\$	\$	\$	\$	\$
<u>Skills USA Organizations (continued)</u>					
PDT - Fundraiser/Donations	832	-	-	-	832
General Skills USA All Schools	10,159	1,000	5,430	6,152	10,437
Diesel Dues - Adults- Jolly	-	120	(120)	-	-
Diesel Adult Fundraiser PDT	1,011	320	-	717	614
AWT Music	-	-	-	-	-
CAD Music	-	-	-	-	-
ECT Music	150	-	-	-	150
HAR Music	43	175	-	150	68
NST Music	50	-	-	-	50
CMT Music	-	-	-	-	-
Diesel Misc.-Adult	35	420	-	385	70
PEA Music	8	37	-	-	45
<u>HOSA - Adult</u>					
Full Time HOSA-PN Dues- Adult	1,369	830	124	1,156	1,167
Full Time HOSA Fund/Donations	51	2,790	(30)	2,628	183
HOSA PN Fees	8,013	33,218	(7,096)	28,941	5,195
Full Time PN HOSA Uniforms	861	-	(861)	-	-
Evening PN HOSA Dues	445	1,180	-	173	1,452
Evening PN Donation/Fundraiser	-	562	-	257	305
Evening PN Uniforms	3,173	-	(3,173)	-	-
HOSA Misc. - Day	1,546	-	(1,546)	-	-
HOSA Misc. - Evening	1,200	-	(1,200)	-	-
<u>Business Professionals of America</u>					
BPA Dues	1,132	1,160	10	1,010	1,292
BPA Fundraisers	2,901	960	-	3,006	855
BPA Music	171	64	-	88	147
<u>Shawnee - HCC</u>					
H.S. HCC Dues - Shawnee	457	485	-	440	502
H.S. HCC Fund/Donat. Shawnee	268	3,416	(11)	3,538	134
HCC H.S. Uniforms - Shawnee	236	2,308	81	2,361	264
HCC H.S. Misc.-Shawnee	2,047	3,370	1,096	4,066	2,447

(continued)

**GORDON COOPER TECHNOLOGY CENTER NO. 5
ACTIVITY FUND
STATEMENT OF CHANGES IN ASSETS AND LIABILITIES
FOR THE YEAR ENDED JUNE 30, 2018**

Activities	Beginning Balance 7-01-17	Revenue	Transfers	Expenditures	Ending Balance 6-30-18
Fam Career & Comm LDRS of America	\$	\$	\$	\$	\$
FCCLA Dues	125	380	-	380	125
FCCLA Fundraiser/Donations	648	3,113	200	3,928	33
FCCLA Miscellaneous	459	1,831	-	1,927	363
Vending	77,211	52,061	30,480	85,981	73,771
Employee OKACTE/ACTE	1.0	3,371	-	3,372	-
Seminole - HCC					
HCC Dues - H.S. - Seminole	102	400	-	410	92
HCC HS-Fund/Donation-Seminole	143	5,144	(44)	4,189	1,054
HCC Uniforms H.S.-Seminole	10	1,217	(44)	1,183	-
HCC Misc.-H.S.-Seminole	898	3,087	472	2,670	1,787
GTC Arts Festival	1,173	-	-	-	1,173
Community Service Projects	2,411	2,870	120	4,130	1,271
Cosmetology					
Cosmetology Dues-Seminole	-	380	(380)	-	-
Cosmetology - Fundraiser	746	595	-	713	628
Cosmetology - Miscellaneous	128	406	-	532	2
Leadership - Shawnee Campus	355	50	-	-	405
Leadership - Seminole Campus	118	-	-	-	118
STEM	6,748	12,770	-	13,505	6,013
Paramedic	19	-	-	-	19
Paramedic-Fundraiser/Donations	163,517	1,327,453	110,658	1,437,998	163,630
Total	\$	\$	\$	\$	\$

REPORTS REQUIRED BY GOVERNMENT AUDITING STANDARDS

KERRY JOHN PATTEN, C.P.A.

2101 N. Willow Ave.
Broken Arrow, OK 74012
Phone Number (918) 250-8838
FAX Number (918) 250-9853



INDEPENDENT AUDITOR'S REPORT ON INTERNAL CONTROL OVER FINANCIAL REPORTING AND ON COMPLIANCE AND OTHER MATTERS BASED ON AN AUDIT OF FINANCIAL STATEMENTS PERFORMED IN ACCORDANCE WITH GOVERNMENT AUDITING STANDARDS

The Honorable Board of Education
Gordon Cooper Technology Center No. 5
Pottawatomie County, Oklahoma

I have audited, in accordance with auditing standards generally accepted in the United States of America and the standards applicable to financial audits contained in *Government Auditing Standards*, issued by the Comptroller General of the United States, the financial statements of the governmental activities, each major fund, and the aggregate remaining fund information of Gordon Cooper Technology Center No. 5, Pottawatomie County, Oklahoma (Center), as of and for the year ended June 30, 2018, and the related notes to the financial statements, which collectively comprise the Center's financial statements, and have issued my report thereon February 4, 2019.

Internal Control over Financial Reporting

In planning and performing my audit of the financial statements, I considered the Center's internal control over financial reporting (internal control) to determine the audit procedures that are appropriate in the circumstances for the purpose of expressing my opinions on the financial statements, but not for the purpose of expressing an opinion on the effectiveness of the Center's internal control. Accordingly, I do not express an opinion on the effectiveness of the District's internal control.

A *deficiency in internal control* exists when the design or operation of a control does not allow management or employees, in the normal course of performing their assigned functions, to prevent, or detect and correct misstatements on a timely basis. A *material weakness* is a deficiency, or combination of deficiencies, in internal control, such that there is a reasonable possibility that a material misstatement of the entity's financial statements will not be prevented, or detected and corrected on a timely basis. A *significant deficiency* is a deficiency, or a combination of deficiencies, in internal control that is less severe than a material weakness, yet important enough to merit attention by those charged with governance.


My consideration of internal control was for the limited purpose described in the first paragraph of this section and was not designed to identify all deficiencies in internal control that might be material weaknesses or significant deficiencies. Given these limitations, during my audit I did not identify any deficiencies in internal control that I consider to be material weaknesses. However, material weaknesses may exist that have not been identified.

Compliance and Other Matters

As part of obtaining reasonable assurance about whether the Center's financial statements are free of material misstatement, I performed tests of its compliance with certain provisions of laws, regulations, contracts and grant agreements, noncompliance with which could have a direct and material effect on the determination of financial statement amounts. However, providing an opinion on compliance with those provisions was not an objective of my audit, and accordingly, I do not express such an opinion. The results of my tests disclosed no instances of noncompliance or other matters that are required to be reported under *Government Auditing Standards*.

Purpose of this Report

This report is solely to describe the scope of my testing of internal control and compliance and the results of that testing, and not to provide an opinion on the effectiveness of the entity's internal control or on compliance. This report is an integral part of an audit performed in accordance with *Government Auditing Standards* in considering the entity's internal control and compliance. Accordingly, this communication is not suitable for any other purpose.



Kerry John Fatten, C.P.A.
Broken Arrow, OK
February 4, 2019

KERRY JOHN PATTEN, C.P.A.

2101 N. Willow Ave.
Broken Arrow, OK 74012
Phone Number (918) 250-8838
FAX Number (918) 250-9853



INDEPENDENT AUDITOR'S REPORT ON COMPLIANCE FOR EACH MAJOR FEDERAL PROGRAM; REPORT ON INTERNAL CONTROL OVER COMPLIANCE; AND REPORT ON THE SCHEDULE OF EXPENDITURES OF FEDERAL AWARDS REQUIRED BY THE UNIFORM GUIDANCE

The Honorable Board of Education
Gordon Cooper Technology Center No. 5
Pottawatomie County, Oklahoma

Report on Compliance for Each Major Federal Program

I have audited the compliance of Gordon Cooper Technology Center No. 5, Pottawatomie County, Oklahoma (Center's) compliance with the types of compliance requirements described in the U.S. Office of Management and Budget (OMB) *Compliance Supplement* that could have a direct and material effect on each of the Center's major federal programs for the year ended June 30, 2018. The Center's major federal programs are identified in the summary of auditor's results section of the accompanying schedule of findings and questioned costs.

Management's Responsibility

Management is responsible for compliance with the requirements of laws, regulations, contracts, and grants applicable to its federal programs.

Auditor's Responsibility

My responsibility is to express an opinion on compliance for each of the Center's major federal programs based on my audit of the types of compliance requirements referred to above. I conducted my audit of compliance in accordance with auditing standards generally accepted in the United States of America; the standards applicable to financial audits contained Title 2 U.S. *Code of Federal Regulations* (CFR) Part 200, *Uniform Administrative Requirements, Cost Principles, and Audit Requirements for Federal Awards* (Uniform Guidance). Those standards and Uniform Guidance require that I plan and perform the audit to obtain reasonable assurance about whether noncompliance with the types of compliance requirements referred to above that could have a direct and material effect on a major program occurred. An audit includes examining on a test basis, evidence about the Center's compliance with those requirements and performing such other procedures as I consider necessary in the circumstances.

I believe that my audit provides a reasonable basis for my opinion on compliance for each major federal program. However, my audit does not provide a legal determination of the Center's compliance.

Opinion on Each Major Federal Program

In my opinion, Gordon Cooper Technology Center, No. 5 Pottawatomie County, Oklahoma, complied, in all material respects, with the types of compliance requirements referred to above that could have a direct and material effect on each of its major federal programs for the year ended June 30, 2018.

Report on Internal Control Over Compliance

Management of Gordon Cooper Technology Center No. 5, Pottawatomie County, Oklahoma (Center), is responsible for establishing and maintaining effective internal control over compliance with the types of compliance requirements referred to above. In planning and performing my audit of compliance, I considered the Center's internal control over compliance with the types of requirements that could have a direct and material effect on each major federal program to determine the auditing procedures that are appropriate in the circumstances for the purpose of expressing an opinion on compliance for each major federal program and to test and report on internal control over compliance in accordance with Uniform Guidance, but not for the purpose of expressing an opinion on effectiveness of internal control over compliance. Accordingly, I do not express an opinion on the effectiveness of the Center's internal control over compliance.

A deficiency in internal control over compliance exists when the design or operation of a control over compliance does not allow management or employees, in the normal course of performing their assigned functions, to prevent, or detect and correct, noncompliance with a type of compliance requirement of a federal program, on a timely basis. *A material weakness in internal control over compliance* is a deficiency, or combination of deficiencies, in internal control over compliance, such that there is a reasonable possibility that material noncompliance with a type of compliance requirement of a federal program will not be prevented, or detected and corrected on, a timely basis. A significant deficiency in internal control over compliance is a deficiency, or a combination of deficiencies, in internal control over compliance with a type of compliance requirement of a federal program that is less severe than a material weakness in internal control over compliance, yet important enough to merit attention by those charged with governance.

My consideration of internal control over compliance was for the limited purpose described in the first paragraph of this section and was not designed to identify all deficiencies in internal control over compliance that might be material weaknesses or significant deficiencies. I did not identify any deficiencies in internal control over compliance that I considered to be material weaknesses. However, material weaknesses may exist that have not been identified.

The purpose of this report on internal control over compliance is solely to describe the scope of my testing of internal control over compliance and the results of that testing based on the requirements of Uniform Guidance. Accordingly, this report is not suitable for any other purpose.



Kerry John Patten, C.P.A.
Broken Arrow, OK
February 4, 2019

**GORDON COOPER TECHNOLOGY CENTER NO. 5
POTTAWATOMIE COUNTY, OKLAHOMA
SCHEDULE OF FINDINGS AND QUESTIONED COSTS
YEAR ENDED JUNE 30, 2018**

A. SUMMARY OF AUDIT RESULTS

1. The auditor's report expresses an unqualified opinion on the basic financial statements of Gordon Cooper Technology Center.
2. There were no audit findings reported of deficiencies in internal control, which the auditor considers to be "significant deficiencies" as defined in A.I.C.P.A. standards.
3. No instances of noncompliance material to the financial statements of Gordon Cooper Technology Center which would be required to be reported in accordance with Government Auditing Standards were disclosed in the audit.
4. There were no audit findings reported of deficiencies in internal control over major programs, which the auditor considers to be "significant deficiencies" as defined by A.I.C.P.A. standards.
5. The auditor's report on compliance for the major federal award programs for Gordon Cooper Technology Center expresses an unmodified opinion on all major federal programs.
6. There were no audit findings relative to major federal award programs for Gordon Cooper Technology Center that are required to be reported in accordance with Uniform Guidance.
7. The programs tested as major programs included: Student Financial Aid Cluster (84.063 & 84.033), Carl Perkins Secondary (84.048), and Tech Centers that Work (84.048).
8. The threshold for distinguishing Types A and B programs was \$750,000.00.
9. Gordon Cooper Technology Center did qualify as a low risk auditee.

B. FINDINGS – FINANCIAL STATEMENTS AUDIT

1. No matters were reported.

C. FINDINGS AND QUESTIONED COSTS – MAJOR FEDERAL AWARD PROGRAMS AUDIT

1. No matters were reported.

**GORDON COOPER TECHNOLOGY CENTER NO. 5
POTTAWATOMIE COUNTY, OKLAHOMA
SUMMARY OF PRIOR AUDIT FINDINGS
JULY 1, 2017 TO JUNE 30, 2018**

The summary of prior audit findings is required to report the status of all audit findings reported in the prior audit's schedule of findings and questioned costs relative to federal awards.

The Center had no prior year audit findings relative to federal award programs.

**GORDON COOPER TECHNOLOGY CENTER NO. 5
POTTAWATOMIE COUNTY, OKLAHOMA
SCHEDULE OF COMMENTS
JULY 1, 2017 TO JUNE 30, 2018**

Based on my tests of accounting records and related procedures, I found nothing to indicate that Gordon Cooper Technology Center No. 5 had not complied with significant compliance rules and regulations of the Oklahoma State Department of Career & Technology Education.

Previous Year's Audit Comments

There are no items in the Center's 2016-17 audit report, which required resolution in fiscal year 2018.

I would like to express my appreciation for the courtesies and cooperation extended to us by Center administrators and employees during the course of this audit.

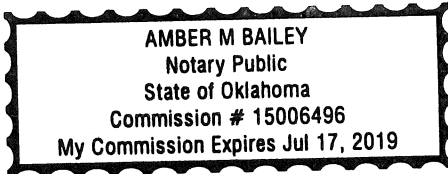
GORDON COOPER TECHNOLOGY CENTER NO. 5
POTTAWATOMIE COUNTY, OKLAHOMA
SCHEDULE OF ACCOUNTANT'S PROFESSIONAL LIABILITY INSURANCE AFFIDAVIT
JULY 1, 2017 TO JUNE 30, 2018

State of Oklahoma)
County of Tulsa)

The undersigned auditing firm of lawful age, being first duly sworn on oath, says that said firm had in full force and effect Accountant's Professional Liability Insurance in accordance with the "Oklahoma Public School Audit Law" at the time of audit contract and during the entire audit engagement with Gordon Cooper Technology Center for the audit year 2017-18.

Kerry John Patten, C.P.A.
AUDITING FIRM

BY 
AUTHORIZED AGENT



Subscribed and sworn to before me on this
5th day of February, 2019


NOTARY PUBLIC

My commission expires on:
17th day of July, 2019