

ANNUAL FINANCIAL REPORT
GORDON COOPER TECHNOLOGY CENTER NO. 5
POTTAWATOMIE COUNTY, OKLAHOMA
JULY 1, 2022 TO JUNE 30, 2023

AUDITED BY
PATTEN & ODOM, CPAs, PLLC

GORDON COOPER TECHNOLOGY CENTER NO. 5
POTTAWATOMIE COUNTY, OKLAHOMA
CENTER OFFICIALS
JUNE 30, 2023

Board of Education

President	Dean Evans
Vice-President	Mike Matlock
Clerk	Keisha Coulter
Deputy Clerk	Robert Kinsey
Member	Tyler Wilburn

Superintendent of Schools

Julie McCormick

Technology Center Treasurer

April Dunsworth

**GORDON COOPER TECHNOLOGY CENTER NO. 5
POTTAWATOMIE COUNTY, OKLAHOMA
JUNE 30, 2023**

TABLE OF CONTENTS

Report of Independent Auditor	1
Management’s Discussion and Analysis	4
Basic Financial Statements	
Government-Wide Financial Statements -	
Statement of Net Position	10
Statement of Activities	11
Fund Financial Statements	
Balance Sheet –	
Governmental Funds	12
Statement of Revenues, Expenditures	
and Changes in Fund Balances –	
Governmental Funds	13
Reconciliation of Statement of Revenues, Expenditures	
and Changes in Fund Balances to the Statement of Activities.....	14
Notes to the Financial Statements	15
Required Supplementary Schedules	
Budgetary Comparison Schedule – Budgetary Basis	
General Fund.....	31
Budgetary Comparison Schedule – Budgetary Basis	
Building Fund.....	32
Budgetary Comparison Schedule – Budgetary Basis	
Coop Fund.....	33
Schedule of Proportionate Share of the Net Pension Liability	
Oklahoma Teachers Retirement System	34
Schedule of Contributions to the Oklahoma Teachers Retirement System	35
Schedule of the District’s Proportionate Share of the Net OPEB Liability	
Supplemental Health Insurance Program	36
Schedule of the District’s Contributions	
Supplemental Health Insurance Program	37
Supporting Schedules	
Schedule of Expenditures of Federal Awards	38
Notes to the Schedule of Expenditures of Federal Awards	39

(continued)

GORDON COOPER TECHNOLOGY CENTER NO. 5
POTTAWATOMIE COUNTY, OKLAHOMA
JUNE 30, 2023

TABLE OF CONTENTS

Reports Required by *Government Auditing Standards*

Independent Auditor’s Report on Internal Control over Financial Reporting and on Compliance and Other Matters Based on an Audit of Financial Statements Performed in Accordance with <i>Government Auditing Standards</i>	40
Independent Auditor’s Report on Compliance for Each Major Federal Program; Report on Internal Control Over Compliance; and Report on the Schedule of Expenditures of Federal Awards Required by Uniform Guidance.....	42
Schedule of Findings and Questioned Costs	45
Summary of Prior Audit Findings	46
Schedule of Comments	47
Schedule of Accountant’s Professional Liability Insurance Affidavit	48

Patten & Odom, CPAs, PLLC

2101 N. Willow Ave.

Broken Arrow, OK 74012

Phone Number 918.250.8838

FAX Number 918.250.9853

INDEPENDENT AUDITOR'S REPORT

The Board of Education
Gordon Cooper Technology Center No. 5
Pottawatomie County, Oklahoma

Report on the Audit of the Financial Statements

Opinions

We have audited the accompanying financial statements of the governmental activities, each major fund, and the aggregate remaining fund information of the Gordon Cooper Technology Center No. 5, Pottawatomie County, Oklahoma (the Center), as of and for the year ended June 30, 2023, which collectively comprise the Center's basic financial statements as listed in the table of contents.

In our opinion, the accompanying financial statements referred to above present fairly, in all material respects, the respective financial position of the governmental activities, each major fund, and the aggregate remaining fund information of the Center, as of June 30, 2023, and the respective changes in financial position, for the year then ended in accordance with accounting principles generally accepted in the United States of America.

Bases for Opinions

We conducted our audit in accordance with auditing standards generally accepted in the United States of America (GAAS) and the standards applicable to financial audits contained in *Governmental Auditing Standards*, issued by the Comptroller General of the United States. Our responsibilities under those standards are further described in the Auditor's Responsibilities for the Audit of Financial Statements section of our report. We are required to be independent of the Center, and to meet our other ethical responsibilities, in accordance with the relevant ethical requirements relating to our audit. We believe that the audit evidence we have obtained is sufficient and appropriate to provide a basis for our audit opinions.

Responsibilities of Management for the Financial Statements

Management is responsible for the preparation and fair presentation of the financial statements in accordance with accounting principles generally accepted in the United States of America, and for the design, implementation, and maintenance of internal control relevant to the preparation and fair presentation of financial statements that are free from material misstatement, whether due to fraud or error.

In preparing the financial statements, management is required to evaluate whether there are conditions or events, considered in the aggregate, that raise substantial doubt about the Center's ability to continue as a going concern for twelve months beyond the financial statement date, including any currently known information that may raise substantial doubt shortly thereafter.

Auditor's Responsibilities for the Audit of the Financial Statements

Our objectives are to obtain reasonable assurance about whether the financial statements as a whole are free from material misstatement, whether due to fraud or error, and to issue an auditor's report that includes our opinions. Reasonable assurance is a high level of assurance but is not absolute assurance and therefore is not a guarantee that an audit conducted in accordance with GAAS and *Government Auditing Standards* will always detect a material misstatement when it exists. The risk of not detecting a material misstatement resulting from fraud is higher than for one resulting from error, as fraud may involve collusion, forgery, intentional omissions, misrepresentations, or the override of internal control. Misstatements are considered material if there is a substantial likelihood that, individually or in aggregate, they would influence the judgment made by a reasonable user based on the financial statements.

In performing an audit in accordance with GAAS and *Government Auditing Standards*, we:

Exercise professional judgment and maintain professional skepticism throughout the audit.

Identify and assess the risks of material misstatement of the financial statements, whether due to fraud or error, and design and perform audit procedures responsive to those risks. Such procedures include examining, on a test basis, evidence regarding the amounts and disclosures in the financial statements.

Obtain an understanding of internal control relevant to the audit in order to design audit procedures that are appropriate in the circumstances, but not for the purpose of expressing an opinion on the effectiveness of the Center's internal control. Accordingly, no such opinion is expressed.

Evaluate the appropriateness of accounting policies used and the reasonableness of significant accounting estimates made by management, as well as evaluate the overall presentation of the financial statements.

Conclude whether, in our judgment, there are conditions or events, considered in the aggregate, that raise substantial doubt about the Center's ability to continue as a going concern for a reasonable period of time.

We are required to communicate with those charged with the governance regarding, among other matters, the planned scope and timing of the audit, significant audit findings, and certain internal control-related matters that we identified during the audit.

Required Supplementary Information

Accounting principles generally accepted in the United States of America require that the management's discussion and analysis, the schedule of changes in the Center's total OPEB liability and related ratios, the schedule of the Center's proportionate share of the net pension liability—Oklahoma Teachers' Retirement System, the schedule of the Center's contributions to the Oklahoma Teachers' Retirement System, and the schedule of revenues, expenditures and changes in fund balance—budgetary and actual (budgetary basis)—budgeted governmental fund types—General Fund and Building Fund, be presented to supplement the basic financial statements. Such information is the responsibility of management and, although not a part of the basic financial statements, is required by the Governmental Accounting Standards Board who considers it to be an essential part of financial reporting for placing the basic financial statements in an appropriate, operational, economical, or historical context. We have applied certain limited procedures to the required supplementary information in accordance with auditing standards generally accepted in the United States of America, which consisted of inquiries of management about the methods of preparing the information for consistency with management's responses to our inquiries, the basic financial statements, and other knowledge we obtained during our audit of the basic financial statements. We do not express an opinion or provide any assurance on the information because the limited procedures do not provide us with sufficient evidence to express an opinion or provide any assurance.

Supplementary Information

Our audit was conducted for the purpose of forming opinions on the financial statements that collectively comprise the Center's basic financial statements. The schedule of revenues, expenditures and changes in fund balance—budget and actual (budgetary basis)—Budgetary Governmental Fund types for the General Fund and Building Fund, are presented for purposes of additional analysis and are not a required part of the basic financial statements. Such information is the responsibility of management and was derived from and relates directly to the underlying accounting and other records used to prepare the basic financial statements. The information has been subjected to the auditing procedures applied in the audit of the basic financial statements and certain additional procedures, including comparing and reconciling such information directly to the underlying accounting and other records used to prepare the basic financial statements or to the basic financial statements themselves, and other additional procedures in accordance with auditing standards generally accepted in the United States of America. In our opinion, the schedule of revenues, expenditures and changes in fund balance—budget and actual (budgetary basis)—Budgetary Governmental Fund types for the General Fund are fairly stated, in all material respects, in relation to the basic financial statements as a whole.


Other Information

Management is responsible for the other information included in this annual report. The other information comprises the introductory and statistical sections but does not include the basic financial statements and our auditor's report thereon. Our opinions on the basic financial statements do not cover the other information, and we do not express any opinion or any form of assurance thereon.

In connection with our audit of the basic financial statements, our responsibility is to read other information and consider whether a material inconsistency exists between the other information and the basic financial statements, or the other information otherwise appears to be materially misstated. If, based on the work performed, we conclude that an uncorrected material misstatement of the other information exists, then we are required to describe it in our report.

Other Reporting Required by Government Auditing Standards

In accordance with *Government Auditing Standards*, we have also issued our report dated February 1, 2024, on our consideration of the Center's internal control over financial reporting and on our tests of its compliance with certain provisions of laws, regulations, contracts, and grant agreements and other matters. The purpose of that report is solely to describe the scope of our testing of internal control over financial reporting and compliance and the results of that testing, and not to provide an opinion on the effectiveness of the Center's internal control over financial reporting or on compliance. That report is an integral part of an audit performed in accordance with *Government Auditing Standards* in considering the Center's internal control over financial reporting and compliance.



Patten & Odom, CPAs, PLLC
Broken Arrow, OK
February 1, 2024

MANAGEMENT DISCUSSION AND ANALYSIS

Our discussion and analysis of the Gordon Cooper Technology Center's performance provides an overview of the financial activities for the year ended June 30, 2023. Please read it in conjunction with the Center's financial statements.

FINANCIAL HIGHLIGHTS

Reporting the Center as a Whole

The Statement of Net Position and the Statement of Activities

The Statement of Net Position and the Statement of Activities help answer the question, "Is the Center better off or worse off as a result of the year's activities?" These statements include all assets and liabilities using the accrual basis of accounting, which is similar to the accounting used by most private-sector companies. All of the current year's revenues and expenses are recorded, regardless of when cash is received or paid.

These two statements report the Center's net position and changes in them. You can think of the Center's net position – the difference between assets and liabilities – as one way to measure the Center's financial health, or financial position. Over time, increases or decreases in the Center's net position are an indicator of whether its financial health is improving or deteriorating.

The Statement of Net Position and Statement of Activities lists most of the Center's basic services, including the educational activities for daytime high school and adult students, short term training for adults, services and training for business and industry, and general administration.

Reporting the Center's Most Significant Funds

Fund Financial Statements

The fund financial statements provide detailed information about the most significant funds – not the Center as a whole. Some funds are required by State law and by bond covenants.

Most of the Center's basic services are reported in governmental funds, which focus on how money flows into and out of those funds and the balances left at year-end that are available for spending. These funds are reported using an accounting method called modified accrual accounting, which measures cash and all other financial assets that can readily be converted to cash. The governmental fund statements provide a detailed short-term view of the Center's general operations and the basic services it provides. Governmental fund information helps you determine whether there are more or fewer financial resources available in the near future to finance the Center's programs. We describe the relationship (or differences) between governmental activities (reported in the Statement of Net Position and Statement of Activities) and governmental funds in reconciliation at the bottom of the fund financial statements.

The financial statements also include notes explaining some of the information in the statements and provide more detailed data. The statements are followed by a section of required and other supplementary information that further explains and supports the financial statements with a comparison of the Center's budget for the year.

See auditor's disclaimer of opinion

SUMMARY OF THE CENTER'S STATEMENT OF POSITION

	<u>2022</u>	<u>2023</u>
Current and Other Assets	\$ 12,843,473	13,059,778
Capital Assets	<u>16,684,402</u>	<u>16,967,879</u>
Total Assets	\$ <u>29,827,876</u>	<u>30,027,657</u>
Deferred Outflows of Resources	\$ <u>2,398,278</u>	<u>2,973,180</u>
Accounts Payable and Current Liabilities	\$ 636,866	924,538
Other Liabilities	<u>11,246,024</u>	<u>14,538,862</u>
Total Liabilities	\$ <u>11,882,890</u>	<u>11,882,890</u>
Deferred Inflows of Resources	\$ <u>4,629,424</u>	<u>841,038</u>
Net Position		
Invested in capital assets, net of debt	\$ 16,803,405	16,967,879
Restricted	180,997	62,158
Unrestricted (deficit)	<u>(1,296,564)</u>	<u>(333,639)</u>
Total Net Position	\$ <u>15,687,838</u>	<u>16,696,398</u>

See auditor's disclaimer of opinion

For the year ended June 30, 2023, net position changed as follows:

	<u>2022</u>	<u>2023</u>
Beginning Net Position	\$ 14,531,543	15,687,839
Revenues		
Program revenues		
Charges for Services	1,592,234	1,831,181
Operating grants/contributions	1,979,117	1,315,371
General revenues		
Property taxes	11,473,430	12,400,162
Federal and State aid not restricted to specific purposes	3,589,120	3,321,481
Interest and Investment Earnings	39,779	402,204
Other revenue	687,634	1,089,944
Total Revenues	<u>\$ 19,361,314</u>	<u>20,570,692</u>
Program expenses:		
Instruction	\$ 6,671,953	7,670,153
Support Services	7,838,154	8,932,566
Operation of non-instructional services	392,854	392,062
Capital Outlay	299,684	139,858
Other outlays	252	20,347
Other uses	1,103,062	599,233
Debt Service	157,932	140,456
Depreciation - unallocated	1,741,127	1,667,459
Total Expenses	<u>\$ 18,205,019</u>	<u>19,562,133</u>
Increase (Decrease) in net position	<u>\$ 1,156,296</u>	<u>1,008,559</u>
Ending Net Position	<u>\$ 15,687,839</u>	<u>16,696,398</u>

See auditor's disclaimer of opinion

Governmental Activities

To aid in the understanding of the Statement of Activities, some additional explanation is provided. Of particular interest is the format that is significantly different from a typical Statement of Revenues, Expenses, and Changes in Fund Balance.

Center Sources of Revenue:

Ad Valorem property tax	Taxes for current year and prior years, revenue in lieu of taxes
Tuition and Fees	Tuition and fees for Full-time adult classes, Short-term adult classes, Safety Training, FBM, Industry Specific, and Assessment
Interest Income	Interest earning of investments and taxes
Miscellaneous	Rental of school facilities and property, sale of surplus equipment, bookstore revenue, reimbursement for insurance loss recoveries, damages to school property, rebates, and fiscal agent expenses.
State Revenue	Formula operation, Existing Industry Initiative, training for industry programs, safety training, Welfare to Work, and professional development.
Federal Revenue - Grants	Temporary Assistance for Needy Families Grant and Carl Perkins Grants.
Federal Revenue - Student Financial Aid	Federal Pell Grant Program

The Center provides food service options for students and employees as well as outside customers that reserve our facilities for meetings and training. The Early Child Care program is not only a part of student training but also a licensed day care. This service allows employees and students to have their young children close to them while at work or attending classes. The bookstore provides convenience to our students for the purchase of books and materials required for the Center's programs.

See auditor's disclaimer of opinion

THE CENTER FUND'S

The following schedule presents a summary of total revenues and expenditures across all funds for the fiscal year ended June 30, 2023, and the amount and percentage of increases and decreases in relation to the prior year.

Revenues:	2022		2023	
	Amount	%	Amount	%
Property Taxes	\$ 6,671,953	59.25%	12,400,162	60.28%
Tuition and Fees	7,838,154	8.22%	1,831,181	8.90%
Intergovernmental:	392,854			
State Sources	299,684	18.53%	3,531,829	17.17%
Federal Sources	252	10.20%	1,315,371	6.40%
Investment Income	1,103,062	0.002%	402,204	1.95%
Miscellaneous	157,932	3.55%	1,089,944	5.30%
Total Revenues	\$ 19,361,314	100%	20,570,692	100%

Economic growth within the Center and increase in property valuation led to increases in property tax revenue. Interest rates for investments have decreased and the Center is realizing less revenue from its cash reserve. Budget decreases at the state level have provided an decrease in state formula funding. Changes in GASB requirements required activity fund transactions to be accounted for in the general fund and not as a separate fiduciary fund. This has led to an increase in miscellaneous revenue for the Center.

Expenditures

Instruction	Expenditures for direct classroom activities
Support Services	Expenditures for administrative, technical and logistical support to facilitate and enhance education.
Non-Instructional Services	Activities concerned with providing non-instructional services to students, staff, or community.

See auditor's disclaimer of opinion

Expenditures:	2022		2023	
	Amount	%	Amount	%
Instruction	\$ 7,131,175	38.35%	8,289,190	40.12%
Support Services	8,726,224	46.94%	10,136,889	49.07%
Operation of non-instructional services	392,854	2.11%	389,939	1.89%
Capital Outlay	575,392	3.10%	560,040	2.71%
Debt Service	664,500	3.57%	664,500	3.22%
Other outlays	252	0.00%	20,347	0.00%
Other uses	1,103,062	5.93%	599,233	2.90%
Total Expenditures	\$ 18,593,459	100%	20,660,138	100%

CAPITAL ASSETS

At the end of June 30, 2023, the Center had \$52,312,743 invested in capital assets including three campuses and additional machinery and equipment for programs (see table below). This is a net increase of \$1,286,330 over the previous year.

Capital Assets:	2022		2023	
	Amount		Amount	
Land	\$ 162,140		162,140	
Land Improvements	3,073,422		3,027,495	
Construction in Progress	-		-	
Buildings	38,607,680		38,769,527	
Machinery & Equipment	9,345,311		10,515,721	
Total Expenditures	\$ 51,026,413		52,312,743	

CONTACTING THE CENTER'S FINANCIAL MANAGEMENT

This financial report is designed to provide our citizens, taxpayers, customers, and creditors with a general overview of the Center's finances and to show the Center's accountability for the money it received. If you have questions about this report or need additional financial information, contact the Superintendent's Office at Gordon Cooper Technology Center, One John C. Bruton Blvd., Shawnee, OK 74804

See auditor's disclaimer of opinion

GOVERNMENT-WIDE FINANCIAL STATEMENTS

GORDON COOPER TECHNOLOGY CENTER NO. 5
STATEMENT OF NET POSITION
JUNE 30, 2023

		<u>Governmental Activities</u>
<u>ASSETS</u>		
Cash	\$	12,098,799
Restricted Cash		12,717
Property taxes receivable		745,720
Interest receivable		-
Due from other governments		140,086
Miscellaneous receivables		298
Land		162,140
Construction in progress		-
Other capital assets, net of accumulated depreciation		16,805,739
Net OPEB asset		62,158
Total assets	\$	<u>30,027,657</u>
<u>DEFERRED OUTFLOW OF RESOURCES</u>		
Deferred outflows of resources related to pensions	\$	2,909,491
Deferred outflows of resources related to OPEB		63,689
Total deferred outflows of resources	\$	<u>2,973,180</u>
<u>LIABILITIES</u>		
Current Liabilities:		
Accounts Payable	\$	349,888
Compensated absences-current		22,096
Lease payable-current		542,124
Due to student groups		10,430
Total current liabilities	\$	<u>924,538</u>
Non-current Liabilities:		
Compensated absences - long term	\$	426,726
Lease payable		3,005,006
Net pension liability		11,107,129
Total non-current liabilities	\$	<u>14,538,862</u>
Total Liabilities	\$	<u>15,463,400</u>
<u>DEFERRED INFLOW OF RESOURCES</u>		
Deferred inflows of resources related to pensions	\$	815,193
Deferred inflows of resources related to OPEB		25,845
Deferred property taxes		-
Total deferred inflow of resources	\$	<u>841,038</u>
<u>NET POSITION</u>		
Net Investment In Capital Assets	\$	16,967,879
Restricted Lease Purchase Proceeds		12,717
Restricted for Net OPEB Asset		62,158
Unrestricted		<u>(346,356)</u>
Total Net Position	\$	<u>16,696,398</u>

The notes to the financial statements are an integral part of this statement.

GORDON COOPER TECHNOLOGY CENTER NO. 5
STATEMENT OF ACTIVITIES
FOR THE YEAR ENDED JUNE 30, 2023

	Total Expenses	Program Revenues			Net (Expenses) Revenue and Changes in Net Position
		Charges For Services	Operating Grants & Contributions	Capital Grants & Contributions	
Governmental Activities:					
Instruction	\$ (7,670,153)	\$ 1,543,811	\$ 1,315,371	\$ -	\$ (4,810,971)
Support Services:					
Students	(822,463)				(822,463)
Instructional Staff	(312,940)				(312,940)
General Administration	(324,686)				(324,686)
School Administration	(1,554,287)				(1,554,287)
Business	(2,878,234)				(2,878,234)
Operation of Plant	(2,448,256)	287,370			(2,160,885)
Student Transportation	(591,702)				(591,702)
Non-Instructional	(392,062)				(392,062)
Capital Outlay	(139,858)				(139,858)
Other Outlays	(20,347)				(20,347)
Other Uses	(599,233)				(599,233)
Debt Service	(140,456)				(140,456)
Interfund Transfer	-				-
Depreciation - Unallocated	(1,667,459)				(1,667,459)
 Governmental Activities	 \$ (19,562,133)	 \$ 1,831,181	 \$ 1,315,371	 \$ -	 \$ (16,415,580)
 General Revenues:					
Taxes:					
Property taxes					\$ 12,400,162
Other taxes					
Federal and State aid not restricted					
General					3,321,481
Other					210,348
Interest and investment earnings					402,204
Miscellaneous					1,089,944
 Total general revenues					 \$ 17,424,139
 Change in net position					 \$ 1,008,559
Net position beginning					15,687,839
 Net Position Ending					 \$ 16,696,398

The notes to the financial statements are an integral part of this statement.

FUND FINANCIAL STATEMENTS

GORDON COOPER TECHNOLOGY CENTER NO. 5
BALANCE SHEET
GOVERNMENTAL FUNDS
JUNE 30, 2023

	General Fund	Building Fund	Nonmajor Fund	Total Governmental Funds
<u>ASSETS</u>				
Cash	\$ 6,073,233	5,856,712	168,853	\$ 12,098,799
Restricted Cash	-	12,717	-	12,717
Property taxes receivable	508,200	237,520	-	745,720
Due from other governments	140,086	-	-	140,086
Miscellaneous receivables	298	-	-	298
Total assets	\$ 6,721,817	6,106,949	168,853	\$ 12,997,620
<u>LIABILITIES AND FUND BALANCE</u>				
Liabilities:				
Accounts payable	\$ 238,897	110,991	-	\$ 349,888
Compensated absences-current	19,622	2,473	-	22,096
Due to student groups	10,430	-	-	10,430
Total liabilities	\$ 268,950	113,465	-	\$ 382,414
Deferred inflows of resources:				
Deferred property taxes	388,325	176,743	-	565,068
Total deferred inflows of resources	\$ 388,325	176,743	-	\$ 565,068
Fund Balances:				
Non-spendable fund balances:				
Restricted fund balances:				
Restricted by statute	-	4,872,349	-	4,872,349
Assigned fund balances:				
Encumbrances	1,029,643	944,392	-	1,974,035
Other assigned fund balances	-	-	-	-
Unassigned	\$ 5,034,900	-	168,853	\$ 5,203,753
Total fund balances	\$ 6,064,543	5,816,742	168,853	\$ 12,050,137
Total Liabilities and Fund Balances	\$ 6,721,817	6,106,949	168,853	\$ 12,997,620
 Amounts reported for governmental activities in the statement of net position are different because:				
Capital assets used in governmental activities are not financial resources and therefore are not reported as assets in governmental funds. The cost of these assets is				\$ 16,967,879
Long term liabilities are not due and payable in the current period and, therefore, are not reported in the governmental funds balance sheet. Long term liabilities consist of:				
Lease payable				(3,547,130)
Compensated absences				(426,726)
Property taxes receivable will be collected this year, but are not available soon enough to pay current period's expenditures, therefore they are deferred in the funds.				565,068
Net pension obligations are not due and payable in the current period and therefore, are not reported in funds.				(11,107,129)
Net OPEB asset is not a financial resource, therefore not reported in funds.				62,158
Deferred outflows and inflows of resources related to pensions and OPEB are applicable to future periods and therefore, are not reported in funds.				2,132,141
Net Position of Governmental Activities				\$ 16,696,398

The notes to the financial statements are an integral part of this statement.

GORDON COOPER TECHNOLOGY CENTER NO. 5
STATEMENT OF REVENUES, EXPENDITURES AND CHANGES IN
FUND BALANCE - GOVERNMENTAL FUNDS
FOR THE YEAR ENDED JUNE 30, 2023

	General Fund	Bldg Fund	Nonmajor Funds	Total Governmental Funds
Revenues:				
Local sources	\$ 11,114,765	4,266,090	176,998	\$ 15,557,854
Intermediate sources	-	-	-	-
State sources	3,691,829	-	-	3,691,829
Federal sources	1,155,371	-	-	1,155,371
Total revenue	\$ 15,961,966	4,266,090	176,998	\$ 20,405,054
Expenditures:				
Instructional	8,259,967	29,224		8,289,190
Support Services:				-
Students	813,890	-		813,890
Instructional staff	60,472	-	275,902	336,374
General administration	353,992	-		353,992
School administration	1,686,121	1,615		1,687,736
Business	3,458,871	111,717		3,570,589
Operation of plant	798,257	1,818,396		2,616,653
Student transportation	232,774	524,882		757,656
Non-instructional	389,939	-		389,939
Capital outlay	-	560,040		560,040
Debt Service	-	664,500		664,500
Interfund Transfer	-	-		-
Other outlay	11,507	8,443	397	20,347
Other uses	599,233	-	-	599,233
Total expenditures	\$ 16,665,023	3,718,817	276,298	20,660,138
Excess of revenues over (under) expenditures	\$ (703,057)	547,273	(99,300)	\$ (255,084)
Other Financing Sources				
Proceeds of capital leases				
Total other financing sources	-	-	-	-
Excess of revenues and other sources of funds over (under) expenditures	\$ (703,057)	547,273	(99,300)	\$ (255,084)
Fund balance, beginning of year	\$ 6,767,599	5,269,468	268,154	\$ 12,305,221
Fund balance, end of year	<u>\$ 6,064,543</u>	<u>5,816,742</u>	<u>168,853</u>	<u>\$ 12,050,137</u>

The notes to the financial statements are an integral part of this statement.

GORDON COOPER TECHNOLOGY CENTER NO. 5
RECONCILIATION OF THE STATEMENT OF REVENUES, EXPENDITURES, AND CHANGES IN FUND BALANCES OF GOVERNMENTAL FUNDS TO THE
STATEMENTS OF ACTIVITIES
FUND BALANCE - GOVERNMENTAL FUNDS
FOR THE YEAR ENDED JUNE 30, 2023

Net change in fund balances - governmental funds \$ (255,084)

Amounts reported for governmental activities in the statement of activities are different because:

Capital outlays to purchase or build capital assets are reported in governmental funds as expenditures. However, for governmental activities those costs are shown in the statement of net assets and allocated over their estimated useful lives as annual depreciation expenses in the statement of activities. This is the amount by which capital outlays exceeds depreciation in the period.

Capital outlay expenditures	\$	2,374,336	164,474
Depreciation expense		(1,667,459)	
Retirements		<u>(542,403)</u>	

Some expenses (compensated absences) reported in the Statement of Activities do not require the use of current financial resources; therefore, are not reported as expenditures in governmental funds. 12,611

Property taxes receivable will be collected this year, but are not available soon enough to pay current period's expenditures, therefore they are deferred in the funds. 165,638

Governmental funds report district pension contributions as expenditures, However, the Statement of Activities reports the cost of pension benefits earned net of employee contributions as pension expense. 396,875

Repayment of principal on lease purchase agreements is an expenditure in government funds, but it reduces long term liability in the Statement of Net Position. 524,044

Adjustment for non-current items (fixed assets and lease payable) not reported as expenditures in governmental funds -

Change in Net Position of Governmental Activities \$ 1,008,559

The notes to the financial statements are an integral part of this statement.

NOTES TO THE FINANCIAL STATEMENTS

**GORDON COOPER TECHNOLOGY CENTER NO. 5
POTTAWATOMIE COUNTY, OKLAHOMA
NOTES TO THE FINANCIAL STATEMENTS
FOR THE YEAR ENDED JUNE 30, 2023**

1. Summary of Significant Accounting Policies

The financial statements of the Gordon Cooper Technology Center No. 5 (the "Center") have been prepared in conformity with accounting principles generally accepted in the United States of America ("GAAP") as applied to government units. The Governmental Accounting Standards Board ("GASB") is the accepted standard-setting body for establishing governmental accounting and financial reporting principles. The more significant of the Center's accounting policies are described below.

A. Reporting Entity

In accordance with the Governmental Accounting Standards Board Statement No. 14, "The Financial Reporting Entity," the Center has presented the entities, which comprise the primary government in the fiscal year 2023 basic financial statements.

The Center is a corporate body for public purposes created under Title 70 of the Oklahoma Statutes and, accordingly, is a separate entity for operating and financial reporting purposes. The Center is part of the public school system of Oklahoma under the general direction and control of the State Board of Career and Technology Education and is financially dependent on the State of Oklahoma for support. The general operating authority for the public school system is the Oklahoma School Code contained in Title 70, Oklahoma Statutes.

The governing body of the Center is the Board of Education composed of five elected members. The appointed superintendent is the executive officer of the Center.

As required by accounting principles generally accepted in the United States of America, the basic financial statements present the reporting entity which consists of the primary government, organizations for which the primary government is financially accountable and other organizations for which the nature and significance of their relationship with the primary government are such that exclusion could cause the Center's basic financial statements to be misleading or incomplete.

B. Basis of Presentation

The government-wide financial statements (i.e., the statement of net position and the statement of activities) report information on all of the non-fiduciary activities of the Center. For the most part, the effect of interfund activity has been removed from these statements. Governmental activities are normally supported by taxes and intergovernmental revenues.

The statement of activities demonstrates the degree to which the direct expenses of a given function or segment are offset by program revenues. Direct expenses are those that are clearly identifiable with a specific function. Program revenues include: 1) tuition or fees paid by students or citizens of the Center and 2) grants and contributions that are restricted to meeting the operational or capital requirements of a particular function. Taxes and other items, including state aid, that are not properly included among program revenues are reported as general revenues.

Separate financial statements are provided for governmental funds, and fiduciary funds, even though the latter are excluded from the government-wide financial statements.

Fund Financial Statements

The Technology Center segregates transactions related to certain functions or activities in separate funds in order to aid financial management and to demonstrate legal compliance. Statements for governmental activities present each fund as a separate column on the fund financial statements.

Governmental funds are used to account for all or most of a government's general activities. The measurement focus of governmental funds is on the sources uses and balance of current financial resources. The Center has presented the following governmental funds:

General Fund – The General Fund is used to account for all financial transactions except those required to be accounted for in another fund. Major revenue sources include state and local property taxes and state funding under Formula Operations.

**GORDON COOPER TECHNOLOGY CENTER NO. 5
POTTAWATOMIE COUNTY, OKLAHOMA
NOTES TO THE FINANCIAL STATEMENTS
FOR THE YEAR ENDED JUNE 30, 2023**

Summary of Significant Accounting Policies (continued)

Expenditures include all costs associated with the daily operations of the schools except for programs funded for building repairs and maintenance, school construction and debt service on bonds and other long-term debt.

Special Revenue Fund – The special revenue funds are used for proceeds of specific revenue sources that are legally restricted to expenditures for specified purposes.

Building Fund – The building fund consists mainly of monies derived from property taxes levied for the purpose of erecting, remodeling, repairing or maintaining school buildings and for purchasing furniture, equipment and computer software to be used on or for technology center property, for paying energy and utility costs, for purchasing telecommunications services, for paying fire and casualty insurance premiums for center facilities, for purchasing security systems, and for paying salaries of security personnel.

Non-Major Fund – The co-op fund is established when the Boards of Education of two or more school districts enter into cooperative agreements and maintain joint programs.

Account Groups

GASB Statement No. 34 eliminates the presentation of account groups but provides for these records to be maintained and incorporates the information into the governmental column in the government-wide statement of net position.

C. Basis of Accounting

The government-wide financial statements are reported using the *economic resources measurement focus* and the *accrual basis of accounting*, as are the fiduciary fund financial statements. Revenues are recorded when earned and expenses are recorded when a liability is incurred, regardless of the timing of related cash flows. Property taxes are recognized as revenues in the year for which they are levied. Grants and similar items are recognized as revenue as soon as all eligibility requirements imposed by the provider have been met.

Governmental fund financial statements are reported using the current financial resources measurement focus and the modified accrual basis of accounting. Revenues are recognized as soon as they are both measurable and available. Revenues are considered to be available when they are collectible within the current period or soon enough thereafter to pay liabilities of the current period. For this purpose, the government considers revenues to be available if they are collected within 60 days of the end of the current fiscal period. Expenditures generally are recorded when a liability is incurred, as under accrual accounting.

Property taxes and interest and certain state and federal grants associated with the current fiscal period are all considered to be susceptible to accrual and so have been recognized as revenues of the current fiscal period. All other revenue items are considered to be measurable and available only when cash is received by the government.

D. Budgets and Budgetary Accounting

A budget is legally adopted by the Board of Education for the General Fund and Special Revenue Fund that includes revenues and expenditures.

These budgets are prepared on a budgetary basis of accounting. Budgetary control is maintained by fund, function, and activity and budgeted expenditures may not exceed appropriations at the fund level. Amendments may be made to the budget without approval by the governing body at the function and activity levels. Fund level budgetary amendments require approval of the governing body.

**GORDON COOPER TECHNOLOGY CENTER NO. 5
POTTAWATOMIE COUNTY, OKLAHOMA
NOTES TO THE FINANCIAL STATEMENTS
FOR THE YEAR ENDED JUNE 30, 2023**

Summary of Significant Accounting Policies (continued)

Encumbrances represent commitments related to unperformed contracts for goods or services.

Encumbrance accounting – under which purchase orders, contracts and other commitments for the expenditure of resources are recorded to reserve a portion of the applicable fund balance – is utilized in all governmental funds of the Center. Appropriations which are not spent lapse at the end of the fiscal year and encumbrances are reversed. On the first day of the following fiscal year, the encumbrances are reinstated, and the expenditures are applied against that year's budget.

E. Net Position and Fund Balances

The government-wide financial statements utilize a net position presentation. Net position is categorized into investment in fixed assets (net of related debt), restricted net position and unrestricted net position.

Net Investment in Capital Assets – is intended to reflect the portion of net position which are associated with non-liquid capital related debt. The net related debt is debt less the outstanding liquid assets and any associated unamortized cost.

Restricted Net Position – are liquid assets generated from revenues and not bond proceeds, which have third party (statutory bond covenant or granting agency) limitations on their use. The Center would typically use restricted net assets first, as appropriate opportunities arise, but reserve the right to selectively defer the use thereof to a future project or replacement equipment acquisition.

Unrestricted Net Position – represents unrestricted liquid assets.

Governmental Fund Financial Statements – The Center has adopted Governmental Accounting Standards Board Statement No. 54, which redefined how fund balances of the governmental funds are presented in the financial statements. The governmental fund financial statements present fund balances based on classifications that comprise a hierarchy that is based primarily on the extent to which the Center is bound to honor constraints on the specific purposes for which amounts in the respective governmental funds can be spent. The classifications available in the governmental fund financial statements are as follows:

Nonspendable – Amounts that are not in a spendable form such as prepaid expenses or are required to be maintained intact such as the corpus of permanent fund.

Restricted – The Building Fund is restricted by statute to certain capital related costs. Amounts constrained to specific purposes by their providers such as creditors, grantors, or imposed by law through constitutional provisions or enabling legislation.

Committed – The Center commits a portion of the accrual basis fund balance to honor the commitments made by the Center for encumbrances (purchase orders) for which goods or services have not yet been received. The fund balance committed for encumbrances will be equivalent of the purchase orders rolled forward from the old year to the new year. The Director of Finance will determine the balance of committed fund balance as a part of the accrual conversion for the audit.

Amounts that are constrained by a government itself using its highest level of decision-making authority (Board of Education); to be reported as committed, amounts cannot be used for any purpose unless the government takes the same highest-level action (vote of Board of Education) to remove or change the constraint. Action to constrain resources should occur before the end of the fiscal year.

Assigned – The Center has assigned a portion of fund balance in both the General and Building Fund for funding the cash flow needs during the first half of each fiscal year. The collection of property taxes occurs mainly in December through March. This creates a temporary cash flow deficit during the first part of each fiscal year. The assigned fund balance is used to finance this temporary cash flow deficit. The Treasurer and Director of Finance will determine the amount of assigned fund balance at the end of the fiscal year.

**GORDON COOPER TECHNOLOGY CENTER NO. 5
POTTAWATOMIE COUNTY, OKLAHOMA
NOTES TO THE FINANCIAL STATEMENTS
FOR THE YEAR ENDED JUNE 30, 2023**

Summary of Significant Accounting Policies (continued)

Unassigned - Fund balance represents the funds not restricted in use by statute nor encumbered by purchase orders or legal contracts. Amounts that are available for any purpose; these amounts are reported only in the General Fund.

F. Assets, Liabilities and Cash Fund Balances

Cash – The Center considers all cash on hand, demand deposits and investments to be cash. Investments consist of direct obligations of the United States Government and Agencies. All investments are recorded at cost, which approximates market value.

Property Tax Revenue and Receivables – The Center is authorized by state law to levy property taxes which consist of ad valorem taxes on real and personal property within the Center. The County Assessor, upon receipt of the certification of tax levies from the county excise board, extends the tax levies on the tax roll for submission to the county treasurer prior to October 1. The county treasurer must commence tax collection within fifteen days of receipt of the tax rolls. The first half of taxes is due prior to January 1. The second half is due prior to April 1.

If the first payment is not made timely, the entire tax becomes due and payable on January 2. The second half of taxes becomes delinquent on April 1 of the year following the year of assessment. If taxes are delinquent and unpaid for a period of three (3) years or more the real estate may be sold for taxes.

Uncollected taxes assessed on valuations made each year are recorded in the Center’s combined financial statements. No provision has been made for uncollected taxes, as all taxes are deemed collectible.

Inventories – The cost of consumable materials and supplies on hand are immaterial to the financial statements, and the Center has therefore chosen to report these items as expenditures/expenses at the time of purchase.

Capital Assets – Capital assets, which include property, plant and equipment, are reported in government-wide financial statements.

All purchased capital assets are valued at cost when historical records exist and at an estimated historical cost where no historical records exist. Donated capital assets are valued at their fair market value on the day donated.

The costs of normal maintenance and repairs that do not add to the value of the assets or materially extend asset lives are not capitalized. Improvements are capitalized and depreciated over the remaining useful lives of the related fixed assets, as applicable.

Assets capitalized have an original cost of \$5,000 or more. Depreciation has been calculated using a modified method of straight-line depreciation called half-year averaging convention. Under the half-year averaging convention, an asset is treated as though it were placed in service or disposed of on the first day of the seventh month of the fiscal year. One-half of a full year’s depreciation is allowed for the asset in its first year placed in service, regardless of when it was actually placed in service during that year. The range of estimated useful lives by type asset is as follows:

Buildings	10-45 years
Land Improvements	1-20 years
Equipment	3-15 years
Vehicles	5 years

Compensated Absences – The Center’s policy allows employees to accumulate unused sick leave up to 70 days. Upon termination, resignation, or retirement the employee is paid \$50 a day for all unused, accrued sick leave not to exceed 70 days.

**GORDON COOPER TECHNOLOGY CENTER NO. 5
POTTAWATOMIE COUNTY, OKLAHOMA
NOTES TO THE FINANCIAL STATEMENTS
FOR THE YEAR ENDED JUNE 30, 2023**

Summary of Significant Accounting Policies (continued)

Full-time twelve-month employees of the Center receive varying amounts of vacation depending on the years of service completed with the Center. The maximum annual leave that may accumulate and carry forward to the next calendar year is 30 days. Upon termination of employment, unused vacation, up to the allowable accumulation may be paid to the employee upon approval of the Board of Education.

Long-Term Debt – Long-term debt is recognized as a liability of the applicable governmental activities statement on net assets.

Fund Equity – Reserves represent those portions of fund equity not appropriable for expenditure or legally segregated for a specific future use.

G. Revenue, Expenses and Expenditures

Revenues are classified by source as follows:

Local – Revenue from local sources is revenue produced within the Center, which includes ad valorem taxes. It is available for current educational expenses and for other purposes authorized by the Technology Center.

Intermediate – Revenue from intermediate sources is revenue from funds collected by an intermediate administrative unit or political sub-division, like a county or municipality, and redistributed to the Technology Center.

State – Those revenues received from the State, which are dedicated or are appropriated by the State Legislature. Some of this aid is restricted for specific purposes.

The Center receives revenue from the state to administer certain categorical educational programs. State Board of Education rules require that revenue earmarked for these programs be expended only for the program for which the money is provided and require that the money not expended as of the close of the fiscal year be carried forward into the following year to be expended for the same categorical programs. The State Department of Career & Technology Education requires that categorical educational program revenues be accounted for in the general fund.

Federal – Revenue from Federal sources is money originating from the Federal government and made available to the Technology Center either as direct grants or under various programs passed through the State Department of Career & Technology Education.

Expenditures are classified by function as follows:

Instruction Expenditures – Instruction expenditures include the activities dealing directly with the interaction between teachers and students. Teaching may be provided for students in a school classroom, in another location, such as a home or hospital, and in other learning situations, such as those involving co-curricular activities.

It may also be provided through some other approved medium, such as television, radio, telephone and correspondence. Examples of expenditures that might be included here are the activities of teacher assistants of any type (clerks, graders, teaching machines, etc.), which assist in the instructional process. The activities of tutors, translators, and interpreters would be recorded here. Department chairpersons who teach for any portion of time are included here. Tuition/transfer fees paid to other LEAs would be included here.

**GORDON COOPER TECHNOLOGY CENTER NO. 5
POTTAWATOMIE COUNTY, OKLAHOMA
NOTES TO THE FINANCIAL STATEMENTS
FOR THE YEAR ENDED JUNE 30, 2023**

Summary of Significant Accounting Policies (continued)

Support Services Expenditures – Support services expenditures provide administrative, technical (such as guidance and health) and logistical support to facilitate and enhance instruction. These services exist as adjuncts for fulfilling the objective of instruction, community services and enterprise programs, rather than as entities within them.

Operation of Non-Instructional Services Expenditures – Activities concerned with providing non-instructional services to students, staff, and the community.

Facilities Acquisition and Construction Services Expenditures – Consist of activities involved with the acquisition of land and buildings; remodeling buildings; the construction of buildings and additions to buildings; initial installation or extension of service systems and other built-in equipment; and improvement to sites.

Other Outlays Expenditures – A number of outlays of governmental funds are not properly classified as expenditures, but still require budgetary or accounting control. These are classified as Other Outlays. These include debt service payments (principal and interest).

Other Uses Expenditures – This includes scholarships provided by private gifts and endowments; student aid and staff awards supported by outside revenue sources (i.e., foundations). Also, expenditures for self-funded employee benefit programs administered either by the District or a third party administrator.

Repayment Expenditures – Repayment expenditures represent checks/warrants issued to outside agencies for refund or restricted revenue previously received for overpayments, non-qualified expenditures, and other refunds to be repaid from Center funds.

Deferred Outflows of Resources: Deferred outflows are the consumption of net position by the school district that are applicable to a future reporting period. At June 30, 2023, the center's deferred outflows of resources were comprised of deferred outflows related to pensions and OPEB.

Deferred Inflows of Resources: Deferred inflows are the acquisition of net position by the school district that are applicable to a future reporting period. At June 30, 2023, the center deferred inflows of resources were comprised of deferred inflows to pensions and OPEB.

2. Deposit Categories of Credit Risk

Collateral is required for demand deposits and certificates of deposit for all amounts not covered by federal deposit insurance. The Center's investment policies are governed by state statute. Permissible investments include:

1. Direct obligations of the United States Government to the payment of which the full faith and credit of the government is pledged.
2. Obligations to the payment of which the full faith and credit of the state is pledged.
3. Certificates of deposits of banks when such certificates of deposits are secured by acceptable collateral as in the deposit of other public monies.
4. Savings accounts or savings certificates of savings and loan associations to the extent that such accounts or certificates are fully insured by the Federal Savings and Loan Insurance Corporation.

**GORDON COOPER TECHNOLOGY CENTER NO. 5
POTTAWATOMIE COUNTY, OKLAHOMA
NOTES TO THE FINANCIAL STATEMENTS – GAAP BASIS
FOR THE YEAR ENDED JUNE 30, 2023**

Deposit Categories of Credit Risk (continued)

5. Repurchase agreements that have underlying collateral consisting of those items specified in paragraphs 1 and 2 of this section including obligations of the United States, its agencies and instrumentalities, and where collateral has been deposited with a trustee of custodian bank in an irrevocable trust or escrow account established for such purposes.
6. County, municipal or school direct debt obligations for which an ad valorem tax may be levied or bond and revenue anticipation notes, money judgments against such county, municipality or school ordered by a court of record or bonds or bond and revenue anticipation notes issued by a public trust for which such county, municipality or school is a beneficiary thereof. All collateral pledged to secure public funds shall be valued at no more than market value.
7. Money market mutual funds regulated by the Securities and Exchange Commission and which investments consist of obligations of the United States, its agencies and instrumentalities, and investments in those items listed above.
8. Warrants, bonds or judgments of the school.
9. Qualified pooled investment programs, the investments of which consist of those items specified above, as well as obligations of the United States agencies and instrumentalities, regardless of the size of the Center's budget. To be qualified, a pooled investment program for school funds must be governed through an Interlocal cooperative agreement formed pursuant to Title 70 Section 5-117b, and the program must competitively select its investment advisors and other professionals. Any pooled investment program must be approved by the Board of Education.

Custodial Credit Risk:

Deposits and Investments - The Center's demand deposits are required by law to be collateralized by the amount that is not federally insured. The Center has a written investment policy, which permits investments as authorized by State Statute.

Interest Rate Risk:

Investments are made based upon prevailing market conditions at the time of the transaction with the intent to hold the instrument until maturity. However, the Center has no formal written policy addressing interest rate risk.

Credit Risk:

The Center has no formal written policy addressing credit risk.

At June 30, 2023, the vocational technical center had no investments.

3. Use of Estimates

The preparation of financial statements requires management to make estimates and assumptions that affect the reported amount of assets and liabilities and disclosure of contingent assets and liabilities at the date of the financial statements and the reported amounts of revenues and expenses during the reporting period. Actual results could differ from those estimates.

**GORDON COOPER TECHNOLOGY CENTER NO. 5
POTTAWATOMIE COUNTY, OKLAHOMA
NOTES TO THE FINANCIAL STATEMENTS
FOR THE YEAR ENDED JUNE 30, 2023**

4. Accounts Receivable

Accounts receivables of the governmental activities consist of Ad Valorem tax and Federal grant programs. Receivables detail by fund at June 30, 2023, is as follows:

		General Fund		Building Fund
Ad Valorem Tax	\$	508,200	\$	237,520
State Grants		-		-
Federal Grants		140,086		-
Gross receivables		648,286		237,520
Less: deferred taxes		(388,325)		(176,743)
Net Receivables	\$	259,961	\$	60,777

5. Capital Assets

A summary of changes in general fixed assets for the year ended June 30, 2023, follows:

	Balance July 1, 2022	Additions	Reclass	Retirements	Balance July 1, 2023
Governmental Activities: Capital Assets Not Being Depreciated					
Land	\$ 162,140	\$ -	-	-	162,140
Construction in Progress	-	-	-	-	-
Total Assets Not Being Depreciated	\$ 162,140	\$ -	-	-	162,140
Capital Assets Being Depreciated					
Buildings	38,607,680	420,181	-	(258,334)	38,769,527
Machinery & Equipment	9,345,311	1,411,752	-	(241,342)	10,515,721
Land Improvements	3,073,422	-	-	(45,927)	3,027,495
Total Capital Assets Being Depreciated	51,026,413	1,831,933	-	(545,603)	52,312,743
Less: Accumulated Depreciation	34,385,149	92,050	-	(545,603)	35,507,005
Total Capital Assets Being Depreciated -Net	16,641,264	-	-	-	16,805,738
Total Capital Assets Net	\$ 16,803,404	\$ -	-	-	16,967,878

**GORDON COOPER TECHNOLOGY CENTER NO. 5
POTTAWATOMIE COUNTY, OKLAHOMA
NOTES TO THE FINANCIAL STATEMENTS
FOR THE YEAR ENDED JUNE 30, 2023**

6. Interfund Transactions

Interfund transactions are accounted for as revenues, expenditures or expenses. Transactions that constitute reimbursements to a fund, or expenditures/expenses initially made from it that are properly applicable to another fund, are recorded as expenditures/expenses in the fund that is reimbursed. Nonrecurring or non-routine permanent transfers of equity are reported as residual equity transfers. All other interfund transfers are reported as operating transfers.

7. Employee Retirement System

Description of Plan

The District participates in the state-administrated Teacher's Retirement System of Oklahoma (the "system"), which is a cost-sharing multiple-employer public employee retirement system. The supervising authority for the management and operation of the System is a 13-member Board of Trustees, which acts as a fiduciary for investment of the funds and the application of plan interpretations. The System provides retirement and disability benefits, annual cost of living adjustments, death benefits and other benefits to plan members and beneficiaries. Oklahoma State Statutes establish benefit provisions and may be amended only through legislative action. The District has no responsibility or authority for the operation and administration of the system nor has it any liability, except for contribution requirements. The Oklahoma Teachers' Retirement System issues a publicly available financial report that includes financial statements and required supplementary information for the System. The report may be obtained by writing to the Oklahoma Teachers' Retirement System, P.O. Box 53624, Oklahoma City, Oklahoma 73152.

Basis of Accounting

The System's financial statements are prepared using the cash basis of accounting, except for accruals of interest income. Plan member contributions are recognized in the period in which the contributions are made. Benefits and refunds are recognized when paid. The pension benefit obligation is a standardized disclosed measure of the present value of pension benefits. This pension valuation method reflects the present value of estimated pension benefits that will be paid in future years as a result of employee services performed to date and is adjusted for the effect of projected salary increases. There are no actuarial valuations performed on individual school districts. The System has an under-funded pension benefit obligation as determined as part of the latest actuarial valuation.

Funding Policy

The District, the State of Oklahoma, and the participating employee make contributions. The contribution rates for the District and its employees are established by and may be amended by Oklahoma Statutes. The rates are not actuarially determined. The rates are applied to the employee's earnings plus employer-paid fringe benefits. The required contribution for the participating members is 7.0% of compensation. Additionally, OTRS receives "federal matching contributions" for positions whose funding comes from federal sources or certain grants. The District and State are required to contribute 14.0% of applicable compensation. Contributions received by the System from the State of Oklahoma are from 3.54% of its revenues from sales tax use taxes, corporate income taxes and individual income taxes. The District contributed 9.5% and the State of Oklahoma plus the federal contribution contributed the remaining 4.5% during this year. The District is allowed by the Oklahoma Teachers' Retirement System to make the required contributions on behalf of the participating members. The school is required to pay 16.5% for any compensated retired teachers already receiving retirement benefits.

Annual Pension Cost

The Center's total contribution for 2023, 2022, and 2021 were \$736,980, \$706,807, and \$674,129, respectively. The District's total covered payroll for fiscal year 2022-23 amounted to \$7,756,753.

On Behalf Contributions

The State of Oklahoma makes retirement contributions each year for teachers employed by Oklahoma School Districts. The contribution amounts are based on the teacher's years of service and amounts paid are prescribed by O.S.70 Section 17-108.2 subsection A. During fiscal year 2022-23, the State of Oklahoma's contribution was \$51,220. The Center recognized revenue and expenditures of this amount during the year.

**GORDON COOPER TECHNOLOGY CENTER NO. 5
POTTAWATOMIE COUNTY, OKLAHOMA
NOTES TO THE FINANCIAL STATEMENTS
FOR THE YEAR ENDED JUNE 30, 2023**

Employee Retirement System (continued)

Pension Liabilities, Pension Expense, and Deferred Outflows of Resources and Deferred Inflows of Resources Related to Pensions

At June 30, 2023, the Center reported a liability of \$11,107,129 for its proportionate share of the net pension liability. The net pension liability was measured as of June 30, 2022, and the total pension liability used to calculate the net pension liability was determined by an actuarial valuation as of July 1, 2023. The center's proportion of the net pension liability was based on the Center's contributions received by the pension plan relative to the total contributions received by pension plan for all participating employers as of June 30, 2022. Based upon this information, the center's proportion was approximately .1353 percent.

For the year ended June 30, 2023, the center recognized pension expense of \$734,918. At June 30, 2023, the Center reported deferred outflows of resources and deferred inflows of resources related to pensions from the following sources:

	Deferred Outflows of Resources	Deferred Inflows of Resources
Differences between expected and actual experience	\$ 355,821	\$ 138,939
Changes of assumptions	749,417	-
Net difference between projected and actual earnings on pension plan investments	1,057,401	-
Differences in center's proportionate share of contributions and changes in proportion	11,934	606,445
System contributions during measurement date	-	69,809
Center contributions subsequent to the measurement date	734,918	-
Total	\$ <u>2,909,491</u>	\$ <u>815,193</u>

Deferred pension outflows totaling \$734,918 resulting from the center's contributions subsequent to the measurement date, will be recognized as a reduction of the net pension liability in the year ended June 30, 2023. The remaining deferred outflows totaling \$2,174,573 resulting from the difference between projected and actual earnings on pension plan investments will be recognized in pension expense over five years. The deferred inflows totaling \$815,193 resulting from differences between expected and actual experience will be recognized in pension expense using the average expected remaining service life of the plan participants. The average expected remaining life of the plan participants is determined by taking the calculated total future service years of the plan participants divided by the number of people in the Plan including retirees. The total future service years of the plan participants are estimated at 5.23 years at June 30, 2022, and are determined using the mortality, termination, retirement and disability assumptions associated with the Plan.

GORDON COOPER TECHNOLOGY CENTER NO. 5
POTTAWATOMIE COUNTY, OKLAHOMA
NOTES TO THE FINANCIAL STATEMENTS
FOR THE YEAR ENDED JUNE 30, 2023

Retirement System (continued Employee)

Deferred outflows of resources and deferred inflows of resources will be recognized in pension expense as follows:
Year ended,

2023	\$	489,113
2024		310,781
2025		(271,778)
2026		849,250
2027		<u>(17,986)</u>
	\$	<u><u>1,359,380</u></u>

Actuarial assumptions: The total pension liability as of June 30, 2023, was determined based on an actuarial valuation prepared as of June 30, 2022 using the following actuarial assumptions:

- Actuarial Cost Method – Entry Age
- Inflation – 2.25%
- Future Ad Hoc Cost-of-Living Increases – None
- Salary Increases - Composed of 2.25 percent wage inflation, plus 0.75 percent productivity increase rate, plus step-rate promotional increases for members with less than 25 years of service
- Investment Rate of Return – 7.00%
- Retirement Age – Experience-based table of rates based on age, service, and gender. Adopted by the Board in July 2022 in conjunction with the five year experience study for the period ending June 30, 2021
- Mortality Rates after Retirement – Males and females: 2022 GRS Southwest Region Teacher Mortality Table. Generational mortality improvements in accordance with the Ultimate MP scales are projected from the year 2022
- Mortality Rates for Active Members – Pub-2010 Teachers Active Employee Mortality table. Generational mortality improvements in accordance with the Ultimate MP scales are projected from the year 2010

<u>Asset Class</u>	<u>Target Allocation</u>	<u>Long-Term Expected Real Rate of Return</u>
Domestic Equity	43.5%	7.5%
International Equity	19.0%	8.5%
Fixed Income	22.0%	2.5%
Real Estate	9.0%	4.5%
Alternative Assets	6.5%	6.2%
Total	<u>100.00%</u>	

**GORDON COOPER TECHNOLOGY CENTER NO. 5
POTTAWATOMIE COUNTY, OKLAHOMA
NOTES TO THE FINANCIAL STATEMENTS – GAAP BASIS
FOR THE YEAR ENDED JUNE 30, 2023**

Employee Retirement System (continued)

*The Domestic All Cap Equity total expected return is a combination of 3 rates – US Large cap, US Mid Cap and US Small Cap.

**The Real Estate total expected return is a combination of US Direct Real Estate (unlevered) and US Value added Real Estate (unlevered).

Discount rate – A single discount rate of 7.0% was used to measure the total pension liability as of June 30, 2022. This single discount rate was based solely on the expected rate of return on pension plan investments of 7.0%. Based on the stated assumptions and the projection of cash flows, the pension plan’s fiduciary net position and future contributions were projected to be available to finance all projected future benefit payments of current plan members. Therefore, the long-term expected rate of return on pension plan investments was applied to all periods of projected benefit payments to determine total pension liability.

Sensitivity of the Center’s proportionate share of the net pension liability to changes in the discount rate

The following presents the Center’s proportionate share of the net pension liability calculated using the discount rate of 7.0%, as well as what the Center’s proportionate share of the net pension liability would be if it were calculated using a discount rate that is 1-percentage point lower (6.0%) or 1-percentage point higher (8.5%) than the current rate:

	1% Decrease (6.0%)	Current Discount Rate (7.0%)	1% Increase (8.0%)
Center’s proportionate share of the net pension liability	<u>\$ 15,638,904</u>	<u>\$ 11,107,129</u>	<u>\$ 7,381,478</u>

Pension plan fiduciary net position – Detailed information about the pension plan’s fiduciary net position is available in the separately issued TRS financial report that can be obtained at <http://www.ok.gov/OTRS/> or by writing to the Oklahoma Teachers Retirement System, P.O. Box 53624, Oklahoma City, Oklahoma 73152 or by calling 405-521-2387.

8. OPEB

Plan Description – The District as the employer, participates in the Supplemental Health Insurance Program – a cost sharing multiple-employer defined benefit OPEB plan administered by the Oklahoma Teachers Retirement System (OTRS). Title 74 O. S. Sec. 1316.3 defines the health insurance benefits. The authority to establish and amend benefit provisions rests with the State Legislature. OTRS issues a publicly available financial report that can be obtained at www.ok.gov/OTRS

Benefits Provided – OTRS pays a medical insurance supplement to eligible members who elect to continue their employer provided health insurance. The supplement payment is between \$100 and \$105 per month, remitted to the Oklahoma Management Enterprise Services Employees Group Insurance Division, provided the member has ten (10) years of Oklahoma service prior to retirement.

Contributions – Employer and employee contributions are made based upon the TRS Plan provisions contained in Title 70, as amended. However the statutes do not specify or identify any particular contribution source to pay the health insurance subsidy. Based on the contribution requirements of Title 70 employers and employees contribute a single amount based on a single contribution rate as described in Note 7; from this amount OTRS allocates a portion of the contributions to the supplemental health insurance program. The cost of the supplemental health insurance program averages 1.88% of normal cost, as determined by an actuarial valuation. Contributions allocated to the OPEB plan from the District were \$8,242.

**GORDON COOPER TECHNOLOGY CENTER NO. 5
POTTAWATOMIE COUNTY, OKLAHOMA
NOTES TO THE FINANCIAL STATEMENTS
FOR THE YEAR ENDED JUNE 30, 2023**

OPEB (continued)

OPEB Liabilities (Assets), OPEB Expense, and Deferred Outflows of Resources and Deferred Inflows of Resources Related to OPEB – At June 30, 2023, the District reported an asset of \$62,158 for its proportionate share of the new OPEB asset. The net OPEB asset was measured as of June 30, 2022, and the total OPEB asset used to calculate the net OPEB asset was determined by an actuarial valuation as of June 30, 2022. The District’s proportion of the net OPEB asset was based on the District’s contributions received by the OPEB plan relative to the total contributions received by the OPEB plan for all participating employers as of June 30, 2022. Based upon this information, the District’s proportion was approximately 0.1421% percent.

For the year ended June 30, 2023, the District recognized OPEB expense of \$8,242. At June 30, 2023, the District reported deferred outflows of resources and deferred inflows of resources related to OPEB from the following sources:

		Deferred Outflows of Resources		Deferred Inflows of Resources
Differences between expected and actual experience	\$	-	\$	20,691
Changes of assumptions		18,744		-
Net difference between projected and actual earnings on pension plan investments		25,989		-
Changes in proportion		1,145		106
System contributions during measurement date		9,569		5,048
Center contributions subsequent to the measurement date		8,242		-
Total	\$	63,689	\$	25,845

The \$8,242 reported as deferred outflows of resources related to OPEB resulting from District contributions subsequent to the measurement date will be recognized as a reduction of the net OPEB liability (asset) in the year ended June 30, 2023. Other amounts reported as deferred outflows of resources and deferred inflows of resources related to OPEB will be recognized in OPEB expense as follows:

Year ended June 30:	
2024	4,523
2025	3,372
2026	(3,749)
2027	24,768
2028	498
Thereafter	(190)
	\$ (29,601)

**GORDON COOPER TECHNOLOGY CENTER NO. 5
POTTAWATOMIE COUNTY, OKLAHOMA
NOTES TO THE FINANCIAL STATEMENTS
FOR THE YEAR ENDED JUNE 30, 2023**

OPEB (continued)

Actuarial Assumptions – The total OPEB liability (asset) as of June 30, 2022, was determined based on an actuarial valuation prepared as of June 30, 2022 using the following actuarial assumptions:

- Actuarial Cost Method – Entry Age
- Inflation – 2.25%
- Future Ad Hoc Cost-of-Living Increases – None
- Salary Increases - Composed of 2.25 percent wage inflation, plus 0.75 percent productivity increase rate, plus step-rate promotional increases for members with less than 25 years of service
- Investment Rate of Return – 7.00%
- Retirement Age – Experience-based table of rates based on age, service, and gender. Adopted by the Board in July 2022 in conjunction with the five year experience study for the period ending June 30, 2021
- Mortality Rates after Retirement – Males and females: 2022 GRS Southwest Region Teacher Mortality Table. Generational mortality improvements in accordance with the Ultimate MP scales are projected from the year 2022
- Mortality Rates for Active Members – Pub-2010 Teachers Active Employee Mortality table. Generational mortality improvements in accordance with the Ultimate MP scales are projected from the year 2010

<u>Asset Class</u>	<u>Target Allocation</u>	<u>Long-Term Expected Real Rate of Return</u>
Domestic Equity	43.5%	7.5%
International Equity	19.0%	8.5%
Fixed Income	22.0%	2.5%
Real Estate	9.0%	4.5%
Alternative Assets	6.5%	6.2%
Total	100.00%	

* The Real Estate total expected return is a combination of US Direct Real Estate (unlevered) and US Value added Real Estate (unlevered).

Discount Rate – A single discount rate of 7.0% was used to measure the total OPRB liability (asset) as of June 30, 2022. This single discount rate was based solely on the expected rate of return on OPEB plan investments of 7.0%. Based on the stated assumptions and the projection of cash flows, the OPEB plan’s fiduciary net position and future contributions were projected to be available to finance all projected future payments of current plan members. Therefore, the long term expected rate of return on OPEB plan investments was applied to all periods of projected benefit payments to determine the total OPEB liability (asset). The projection of cash flows used to determine this single discount rate assumed that plan member and employer contributions will be made at the statutory levels and remain a level percentage of payrolls. The projection of cash flows also assumed that the State’s contribution plus the matching contributions will remain a constant percent of projected member payroll based on the past five years of actual contributions.

**GORDON COOPER TECHNOLOGY CENTER NO. 5
POTTAWATOMIE COUNTY, OKLAHOMA
NOTES TO THE FINANCIAL STATEMENTS
FOR THE YEAR ENDED JUNE 30, 2023**

OPEB (continued)

Sensitivity of the Net OPEB Liability (Asset) to Changes in the Discount Rate – The following presents the net OPEB liability (asset) of the employer calculated using the discount rate of 7.0%, as well as what the Plan’s net OPEB liability (asset) would be if it were calculated using a discount rate that is 1-percentage-point higher (8.5%) than the current rate, and 1-percentage point lower (6.0%) than the current rate:

	1% Decrease (6.0%)	Current Discount Rate (7.0%)	1% Increase (8.0%)
Employer’s Net OPEB Asset	\$ 2,590	\$ (62,158)	\$ (116,985)

OPEB Plan Fiduciary Net Position – Detailed information about the OPEB plan’s fiduciary net position is available in the separately issued financial report of the OTRS; which can be located at www.ok.gov/OTRS.

9. General Long-Term Debt

The Center’s long term debt consisted of compensated absences and a capital lease.

The following is a summary of the long-term debt transactions for the year ended June 30, 2023:

	Balance July 1, 2022	Additions	Retirements	Balance June 30, 2023
Compensated Absences	\$ 439,337	\$ 9,485	\$ -	\$ 448,822
Leases Payable	4,071,175	-	524,045	3,547,130
Total	\$ 4,510,512	\$ 7,395	\$ 396,072	\$ 3,995,952
Less: Amounts Due Within One Year				(542,124)
Total Long-Term Debt				\$3,453,828

On January 1, 2019, the Board of Education entered into a ground lease and sublease agreement with the Pottawatomie County Facilities Authority, a public trust, for the purpose of facilitating the issuance of bonds, to provide security for the payment of the bonds, and to enable the Center to utilize the bond proceeds for the construction and to equip buildings on real property. The lease agreements will remain in effect until April 15, 2029. The Authority advanced \$5,500,000 in lease revenue bonds, to the District for acquisition and construction of buildings and equipment. The advance funds are being held in a trust and the District remits application for payments. The balance of the advance funds is reported as Restricted Cash in Lease Revenue on the Balance Sheet of Governmental Funds and on the Statement of Net Positions.

The following is a schedule by years of future principal and interest payment required under the lease-purchase agreement:

Year ending June 30,	Principal	Interest	Total
2024	542,124	122,376	664,500
2025	560,827	103,673	664,500
2026	580,176	84,324	664,500
2027	600,192	64,308	664,500
2028	620,898	43,601	664,500
2029	642,913	22,181	665,093
Totals	\$ 3,547,130	\$ 440,463	\$ 3,987,593

GORDON COOPER TECHNOLOGY CENTER NO. 5
POTTAWATOMIE COUNTY, OKLAHOMA
NOTES TO THE FINANCIAL STATEMENTS
FOR THE YEAR ENDED JUNE 30, 2023

10. Litigation

The Center is contingently liable for lawsuits and other claims in the ordinary course of its operations. The settlement of such contingencies under the budgetary process would require appropriation of revenues yet to be realized and would not materially affect the financial position of the Center at June 30, 2023.

11. Contingent Liabilities

The Center receives significant financial assistance from the United States government in the form of grants and other federal assistance. Entitlement to the resources is generally conditioned upon compliance with terms and conditions of the grant agreements and applicable federal regulations, including the expenditure of the resources for eligible purposes. Substantially all grants are subject to financial and compliance audits by the grantors. Any disallowances as a result of these audits become a liability of the Center. The Center estimates that no material liabilities will result from such audits.

12. Risk Management

The Center is exposed to various risks of loss related to torts; theft of, damage to and destruction of assets; errors and omissions; injuries to employees; or acts of God. The Center purchases commercial insurance to cover these risks. Settled claims resulting from these risks have not exceeded the commercial insurance coverage in any of the past three fiscal years.

13. Surety Bonds Bond

The Center has a public employee position bond that includes the superintendent, treasurer, finance officer, encumbrance clerk, and deputy encumbrance clerk. The treasurer is bonded for \$250,000, and the remaining positions listed above are bonded for \$100,000. This bond is in effect for the period covering July 1, 2022 to July 1, 2023.

14. 401(a) Plan

The Center adopted a 401(a) plan and beginning on October 1, 2014, the Board shall make an employer matching contribution into the Gordon Cooper Technology Center 401(a) Matching Retirement Plan ("Plan") for eligible support staff, certified staff, and professional staff members. Eligible employees are defined as any person in one of the aforementioned staff groups hired by Gordon Cooper Technology Center for full-time employment as defined in district policy DP-126. Eligible employees will receive a 401(a) matching contribution based on participation in the Gordon Cooper Technology Center 403(b) or 457(b) Plans. The amount of matching contribution is \$80 per month for all staff, regardless of classification. Participating employees will be required to satisfy a five (5) year vesting schedule and will be required to remain employed with Gordon Cooper Technology Center for a minimum of five (5) years to become vested in the employer 401(a) matching contribution. Any break in employment before the five (5) years vesting period is satisfied with the exception of disability as defined by federal law or active retirement with the Oklahoma Teacher's Retirement System, will result in forfeiture of the employer 401(a) matching contributions. The estimated value of the non-vested contributions is \$82,875, this amount is considered immaterial and not recorded in the financial statements.

15. Tax Abatement

The State of Oklahoma has authorized by Oklahoma Statute 62-850, the creation of tax increment financing (TIF) districts. These districts are intended to provide incentives and exemptions from taxation within certain areas to encourage investment, development, and economic growth. The City of Shawnee and the City of Tecumseh have both created TIF districts. These TIF districts reduce the ad valorem taxes remitted to the Center over the term of the agreements.

Oklahoma Statute Title 31 offers a homestead exemption of up to 1 acre of property in an urban area or 160 acres in a rural area. These homestead exemptions reduce the ad valorem taxes remitted to the Center.

For the year ended June 30, 2023, abated property taxes were \$630,302 from homestead exemption and \$62,501 from Tax Increment Financing Districts.

REQUIRED SUPPLEMENTARY INFORMATION

SUPPORTING SCHEDULES

GORDON COOPER TECHNOLOGY CENTER NO. 5
FUND BALANCE - BUDGET AND ACTUAL (BUDGETARY BASIS)
GENERAL FUND
FOR THE YEAR ENDED JUNE 30, 2023

	Original Budget	Final Budget	Actual
Fund balances, beginning of year	\$ 4,964,158	\$ 4,964,158	\$ 4,964,158
Revenues collected:			
Local sources	7,992,262	7,992,262	9,515,106
Intermediate sources			
State sources	3,627,778	3,627,778	3,662,765
Federal sources	1,205,500	1,205,500	1,181,882
	\$ 12,825,540	\$ 12,825,540	\$ 14,359,752
Total revenues collected			
Expenditures paid:			
Instruction	\$ 8,736,401	\$ 8,530,561	\$ 7,451,888
Support Services	7,747,297	7,855,163	6,581,405
Non-instructional services	544,000	507,694	441,307
Capital outlays	-	-	-
Other uses	11,000	11,000	5,000
Repayments	751,000	885,280	750,939
	\$ 17,789,698	\$ 17,789,698	\$ 15,230,539
Total expenditures paid			
Excess of revenues collected over (under) expenses paid before adjustments to prior year encumbrances	\$ -	\$ -	\$ 4,093,371
Adjustments to prior year encumbrances			648,045
Cash fund balance end of year - Budgetary Basis			\$ 4,741,417
Explanation of differences between Budgetary Basis year end fund balance and GAAP year end fund balance:			
Fund balance, June 30, 2023 - Budgetary basis			\$ 4,741,417
Accounts receivable not recognized as revenue			261,189
Expenses not recognized in GAAP basis (reserves)			1,029,643
Accounts Payable not recognized in Budgetary basis			(249,327)
Current portion of compensated absences not recognized in budgetary basis			(19,622)
Activity fund transactions not recognized in budgetary basis			301,244
Net Position of Governmental Activities-GAAP Basis			\$ 6,064,543

GORDON COOPER TECHNOLOGY CENTER NO. 5
 FUND BALANCE - BUDGET AND ACTUAL (BUDGETARY BASIS)
 BUILDING FUND
 FOR THE YEAR ENDED JUNE 30, 2023

	Original Budget	Final Budget	Actual
Fund balances, beginning of year	\$ 4,380,689	\$ 4,380,689	\$ 4,380,689
Revenues collected:			
Local sources	3,745,538	3,745,538	4,087,118
Intermediate sources			
State sources	-	-	-
Federal sources	-	-	-
	\$ 3,745,538	\$ 3,745,538	\$ 4,087,118
Total revenues collected			
	\$ 3,745,538	\$ 3,745,538	\$ 4,087,118
Expenditures paid:			
Instruction	\$ 480,545	\$ 489,355	\$ 37,070
Support Services	3,815,930	3,579,220	2,689,890
Non-instructional services	-	-	-
Capital outlays	3,165,251	3,357,825	589,109
Other uses	-	-	-
Repayments	664,500	699,826	664,500
	\$ 8,126,226	\$ 8,126,226	\$ 3,980,569
Total expenditures paid			
	\$ 8,126,226	\$ 8,126,226	\$ 3,980,569
Excess of revenues collected over (under) expenses paid before adjustments to prior year encumbrances	\$ -	\$ -	\$ 4,487,238
Adjustments to prior year encumbrances			423,015
Cash fund balance end of year - Budgetary Basis			\$ 4,910,253
Explanation of differences between Budgetary Basis year end fund balance and GAAP year end fund balance:			
Fund balance, June 30, 2023 - Budgetary basis			\$ 4,910,253
Accounts receivable not recognized as revenue			237,520
Restricted cash balance not recognized in Budgetary basis			12,717
Expenses not recognized in GAAP basis (reserves)			769,717
Accounts Payable not recognized in Budgetary basis			(110,991)
Current portion of compensated absences not recognized in budgetary basis			(2,473)
Net Position of Governmental Activities-GAAP Basis			\$ 5,816,742

GORDON COOPER TECHNOLOGY CENTER NO. 5
 FUND BALANCE - BUDGET AND ACTUAL (BUDGETARY BASIS)
 COOP FUND
 FOR THE YEAR ENDED JUNE 30, 2023

	Original Budget	Final Budget	Actual
Fund balances, beginning of year	\$ 267,998	\$ 267,998	\$ 267,998
Revenues collected:			
Local sources	300,000	300,000	176,998
Intermediate sources			-
State sources	-	-	-
Federal sources	-	-	-
	\$ 300,000	\$ 300,000	\$ 176,998
Total revenues collected			
Expenditures paid:			
Instruction	-	-	-
Support Services	567,998	567,998	276,298
Non-instructional services	-	-	-
Capital outlays	-	-	-
Other uses	-	-	-
Repayments	-	-	-
	\$ 567,998	\$ 567,998	\$ 276,298
Total expenditures paid			
Excess of revenues collected over (under) expenses paid before adjustments to prior year encumbrances	\$ -	\$ -	\$ 168,697
Adjustments to prior year encumbrances			156
Cash fund balance end of year - Budgetary Basis			\$ 168,853.19
Explanation of differences between Budgetary Basis year end fund balance and GAAP year end fund balance:			
Fund balance, June 30, 2023 - Budgetary basis			\$ 168,853
Accounts receivable not recognized as revenue			-
Expenses not recognized in GAAP basis (reserves)			-
Accounts Payable not recognized in Budgetary basis			-
Compensated absences not recognized in budgetary basis			(6,905)
Net Position of Governmental Activities-GAAP Basis			\$ 161,948

**GORDON COOPER TECHNOLOGY CENTER NO. 5
POTTAWATOMIE COUNTY, OKLAHOMA
SCHEDULE OF THE PROPORTIONATE SHARE OF THE NET PENSION LIABILITY
OKLAHOMA TEACHERS RETIREMENT SYSTEM
LAST TEN FISCAL YEARS*
FOR THE YEAR ENDED JUNE 30, 2023**

	2016	2017	2018	2019	2020	2021	2022	2023
School's proportion of the net pension liability	0.1414%	0.1473%	0.1422%	0.1485%	0.1482%	0.1452%	0.1421%	0.1353%
School's proportionate share of the net pension liability	\$ 8,584,910	\$ 12,290,192	\$ 9,413,392	\$ 8,974,582	\$ 9,809,190	\$ 13,775,641	\$ 7,259,556	\$ 11,107,129
School's covered-employee payroll	\$ 6,564,995	\$ 6,559,495	\$ 6,371,237	\$ 7,179,235	\$ 7,040,941	\$ 7,109,454	\$ 7,461,018	\$ 7,756,753
School's proportionate share of the net pension liability as a percentage of its covered employee payroll	131%	187%	148%	125%	139%	194%	97%	143%
Plan fiduciary net position as a percentage of total pension liability	70.31%	62.24%	69.32%	72.74%	71.56%	63.47%	80.80%	70.05%

*The amounts present for each fiscal year were determined as of 6/30.

Notes to Schedule:

Information to present a 10-year history is not readily available.

GORDON COOPER TECHNOLOGY CENTER NO. 5
POTTAWATOMIE COUNTY, OKLAHOMA
SCHEDULE OF THE CONTRIBUTIONS
OKLAHOMA TEACHERS RETIREMENT SYSTEM
LAST TEN FISCAL YEARS*
FOR THE YEAR ENDED JUNE 30, 2023

	2016	2017	2018	2019	2020	2021	2022	2023
Contractually required contribution	\$ 593,134	\$ 604,133	\$ 614,157	\$ 604,133	\$ 667,633	\$ 675,398	\$ 715,544	\$ 743,160
Contributions in relation to the contractually required contribution	\$ 593,134	\$ 604,133	\$ 614,157	\$ 604,133	\$ 667,633	\$ 675,398	\$ 715,544	\$ 743,160
Contribution deficiency (excess)	\$ -	\$ -	\$ -	\$ -	\$ -	\$ -	\$ -	\$ -
School's covered employee payroll	\$ 6,564,995	\$ 6,559,495	\$ 6,371,237	\$ 7,179,235	\$ 7,040,941	\$ 7,109,454	\$ 7,461,018	\$ 7,756,753
Contributions as a percentage of covered employee payroll	9.03%	9.21%	9.64%	8.42%	9.48%	9.50%	9.59%	9.58%

Notes to Schedule:

*Information to present a 10-year history is not readily available.

GORDON COOPER TECHNOLOGY CENTER NO. 5
POTTAWATOMIE COUNTY, OKLAHOMA
SCHEDULE OF THE DISTRICT'S PROPORTIONATE SHARE OF THE NET OPEB LIABILITY (ASSET)
SUPPLEMENTAL HEALTH INSURANCE PROGRAMS
LAST TEN FISCAL YEARS* (DOLLAR AMOUNTS IN THOUSANDS)
FOR THE YEAR ENDED JUNE 30, 2023

	2016	2017	2018	2019	2020	2021	2022	2023
School's proportion of the net pension liability	0.1414%	0.1473%	0.1422%	0.1485%	0.1482%	0.1452%	0.1421%	0.1353%
School's proportionate share of the net pension liability	\$ 8,584,910	\$ 12,290,192	\$ 9,413,392	\$ 8,974,582	\$ 9,809,190	\$ 13,775,641	\$ 7,259,556	\$ 11,107,129
School's covered-employee payroll	\$ 6,564,995	\$ 6,559,495	\$ 6,371,237	\$ 7,179,235	\$ 7,040,941	\$ 7,109,454	\$ 7,461,018	\$ 7,756,753
School's proportionate share of the net pension liability as a percentage of its covered employee payroll	131%	187%	148%	125%	139%	194%	97%	143%
Plan fiduciary net position as a percentage of total pension liability	70.31%	62.24%	69.32%	72.74%	71.56%	63.47%	129.91%	110.31%

*The amounts present for each fiscal year were determined as of 6/30

Notes to Schedule:

Information to present a 10-year history is not readily available.

GORDON COOPER TECHNOLOGY CENTER NO. 5
POTTAWATOMIE COUNTY, OKLAHOMA
SCHEDULE OF THE DISTRICT'S CONTRIBUTIONS
SUPPLEMENTAL HEALTH INSURANCE PROGRAM
LAST TEN FISCAL YEARS* (DOLLAR AMOUNTS IN THOUSANDS)
FOR THE YEAR ENDED JUNE 30, 2023

	2017	2018	2019	2020	2021	2022	2023
Contractually required contribution	\$ 9,443	\$ 9,753	\$ 9,599	\$ 7,557	\$ 1,270	\$ 8,737	\$ 8,242
Contributions in relation to the contractually required contribution	\$ 9,443	\$ 9,753	\$ 9,599	\$ 7,557	\$ 1,270	\$ 8,737	\$ 8,242
Contribution deficiency (excess)	\$ -	\$ -	\$ -	\$ -	\$ -	\$ -	\$ -
School's covered employee payroll	\$ 6,559,495	\$ 6,371,237	\$ 7,179,235	\$ 7,040,941	\$ 7,109,454	\$ 7,461,018	\$ 7,756,753
Contributions as a percentage of covered employee payroll	0.14%	0.15%	0.13%	0.11%	0.02%	0.12%	0.11%

Notes to Schedule:

Information to present a ten year history is not readily available.

**GORDON COOPER TECHNOLOGY CENTER NO. 5
SCHEDULE OF FEDERAL AWARDS EXPENDED
FOR THE YEAR ENDED JUNE 30, 2023**

Federal Grantor/Pass-Through Grantor/Program Title	Federal CFDA #	Grantor's Number	Balance at July 1, 2022	Revenue	Expenditures	Balance at June 30, 2023
<u>U.S. Department of Education</u>						
Direct Programs:						
<u>2022-23 Programs</u>						
* Pell Grant	84.063	P063P20223274	\$ -	\$ 505,667.00	\$ 553,952.00	\$ (48,285.00)
* PELL Adm	84.063	P063Q20223274	-	180.00	180.00	-
Relief (HEERFI)-Institution	84.425F	P425F202328-20B	-	86,588.00	86,588.00	-
Direct Programs Sub-Total			<u>\$ -</u>	<u>\$ 592,435.00</u>	<u>\$ 640,720.00</u>	<u>\$ (48,285.00)</u>
Passed-Through State Department of Career and Technology Education:						
<u>2022-23 Programs</u>						
Carl Perkins Consortium	84.048	N/A	\$ (53,110.68)	\$ 332,618.70	\$ 293,917.71	\$ (14,409.69)
Tech Centers That Work	84.048	N/A	(4,687.87)	9,200.50	18,787.36	(14,274.73)
Bid Assistance Center	12.002	N/A	-	39,583.00	39,583.00	-
Passed Through State Department of Career and Technology Education			<u>\$ (57,798.55)</u>	<u>\$ 381,402.20</u>	<u>\$ 352,288.07</u>	<u>\$ (28,684.42)</u>
<u>U.S. Department of Health and Human Services</u>						
Passed-Through State Department of Career and Technology Education:						
<u>2022-23 Programs</u>						
Temporary Assistance for Needy Families	93.558	N/A	\$ (64,101.78)	\$ 156,461.14	\$ 140,883.34	\$ (48,523.98)
Sub-Total			<u>\$ (64,101.78)</u>	<u>\$ 156,461.14</u>	<u>\$ 140,883.34</u>	<u>\$ (48,523.98)</u>
<u>U.S. Department of Agriculture</u>						
Passed-Through State Department of Education:						
<u>2022-23 Programs</u>						
Child & Adult Food Care Program	10.558	N/A	\$ -	\$ 2,682.04	\$ 2,682.04	\$ -
Sub-Total			<u>\$ -</u>	<u>\$ 2,682.04</u>	<u>\$ 2,682.04</u>	<u>\$ -</u>
TOTAL FEDERAL ASSISTANCE			<u>\$ (121,900.33)</u>	<u>\$ 1,132,980.38</u>	<u>\$ 1,136,573.45</u>	<u>\$ (125,493.40)</u>

* Major program

See accompanying notes to Schedule of Federal Awards Expended

Gordon Cooper Technology Center
 Schedule of Expenditures of Federal Awards
 Notes to the Schedule of Expenditures of Federal Awards
 For the year ended June 30, 2023

1. For all federal programs, the Center uses the fund types prescribed by the Oklahoma state Department of Career and Technology Education and conforms to the system of accounting authorized by the State of Oklahoma. The General Fund is used to account for resources restricted, or designated for, specific purposes by a grantor.

2. The accounting and financial reporting treatment applies to a fund is determined by its' measurement focus. The Governmental Fund types are accounted for using a current financial measurement focus. All Federal grant funds were accounted for in the General Fund. With this measurement focus, only current assets and current liabilities and the fund balance are included on the balance sheet. Operating statements of these funds present increases and decreases in net current assets.

The modified accrual basis of accounting is used for the Governmental Fund types. This basis of accounting recognizes revenue in the accounting period in which they become susceptible to accrual, i.e., both measurable and available, and expenditures in the accounting period in which the fund liability is incurred, and certain compensated absences and claims and judgments, which are recognized when the obligations are expected to be liquidated with expendable available financial resources.

Federal grant funds are considered to be earned to the extent of expenditures made under provisions of the grant, and accordingly, when such funds are received, they are recorded as deferred revenue until earned.

3. The Center has not elected to use the 10% de minimus indirect cost rate allowed under the Uniform Guidance.

4. Reconciliation of the Schedule of Expenditures of Federal Awards to the Statement of Revenue, Expenditures and Changes in Fund Balance is as follows:

Total Federal Revenue as reflected on	
"Schedule of Federal Awards Expended"	<u>\$ 1,132,980</u>
Total Federal Revenue as reflected on	
"Statement of Revenue, Expenditures and Changes in Fund Balance"	
General Fund	\$ 1,155,371
Future receipts	(125,493)
Prior Year Receipt	<u>103,103</u>
Reconciled Total	<u>\$ 1,132,980</u>

REPORTS REQUIRED BY *GOVERNMENT AUDITING STANDARDS*

Patten & Odom, CPAs, PLLC

2101 N. Willow Ave.
Broken Arrow, OK 74012
Phone Number 918.250.8838
FAX Number 918.250.9853

INDEPENDENT AUDITOR'S REPORT ON INTERNAL CONTROL OVER FINANCIAL REPORTING AND ON COMPLIANCE AND OTHER MATTERS BASED ON AN AUDIT OF FINANCIAL STATEMENTS PERFORMED IN ACCORDANCE WITH GOVERNMENT AUDITING STANDARDS

The Honorable Board of Education
Gordon Cooper Technology Center No. 5
Pottawatomie County, Oklahoma

We have audited, in accordance with auditing standards generally accepted in the United States of America and the standards applicable to financial audits contained in *Government Auditing Standards*, issued by the Comptroller General of the United States, the financial statements of the governmental activities, each major fund, and the aggregate remaining fund information of Gordon Cooper Technology Center No. 5, Pottawatomie County, Oklahoma (Center), as of and for the year ended June 30, 2023, and the related notes to the financial statements, which collectively comprise the Center's financial statements, and have issued our report thereon DATE.

Internal Control over Financial Reporting

In planning and performing our audit of the financial statements, we considered the Center's internal control over financial reporting (internal control) to determine the audit procedures that are appropriate in the circumstances for the purpose of expressing our opinions on the financial statements, but not for the purpose of expressing an opinion on the effectiveness of the Center's internal control. Accordingly, we do not express an opinion on the effectiveness of the District's internal control.

A *deficiency in internal control* exists when the design or operation of a control does not allow management or employees, in the normal course of performing their assigned functions, to prevent, or detect and correct misstatements on a timely basis. A *material weakness* is a deficiency, or combination of deficiencies, in internal control, such that there is a reasonable possibility that a material misstatement of the entity's financial statements will not be prevented or detected and corrected on a timely basis. A *significant deficiency* is a deficiency, or a combination of deficiencies, in internal control that is less severe than a material weakness, yet important enough to merit attention by those charged with governance.


Our consideration of internal control was for the limited purpose described in the first paragraph of this section and was not designed to identify all deficiencies in internal control that might be material weaknesses or significant deficiencies. Given these limitations, during our audit we did not identify any deficiencies in internal control that we consider to be material weaknesses. However, material weaknesses may exist that have not been identified.

Compliance and Other Matters

As part of obtaining reasonable assurance about whether the Center's financial statements are free of material misstatement, we performed tests of its compliance with certain provisions of laws, regulations, contracts and grant agreements, noncompliance with which could have a direct and material effect on the determination of financial statement amounts. However, providing an opinion on compliance with those provisions was not an objective of our audit, and accordingly, we do not express such an opinion. The results of our tests disclosed no instances of noncompliance or other matters that are required to be reported under *Government Auditing Standards*.

Purpose of this Report

This report is solely to describe the scope of our testing of internal control and compliance and the results of that testing, and not to provide an opinion on the effectiveness of the entity's internal control or on compliance. This report is an integral part of an audit performed in accordance with *Government Auditing Standards* in considering the entity's internal control and compliance. Accordingly, this communication is not suitable for any other purpose.



Patten & Odom, CPAs, PLLC
Broken Arrow, OK
February 1, 2024

Patten & Odom, CPAs, PLLC

2101 N. Willow Ave.
Broken Arrow, OK 74012
Phone Number 918.250.8838
FAX Number 918.250.9853

REPORT ON COMPLIANCE FOR EACH MAJOR FEDERAL PROGRAM; REPORT ON INTERNAL CONTROL OVER COMPLIANCE; AND REPORT ON SCHEDULE OF EXPENDITURES OF FEDERAL AWARDS REQUIRED BY THE UNIFORM GUIDANCE

INDEPENDENT AUDITOR'S REPORT

The Honorable Board of Education
Gordon Cooper Technology Center No. 5
Pottawatomie County, Oklahoma

Report on Compliance for Each Major Federal Program

Opinion on Each Major Federal Program

We have audited Gordon Cooper Technology Center No. 5's (the Center) compliance with the types of compliance requirements identified as subject to audit in the *OMB Compliance Supplement* that could have a direct and material effect on each of the Center's major federal programs for the year ended June 30, 2023. The Center's major federal programs are identified in the summary of auditor's results section of the accompanying schedule of findings and questioned costs.

In our opinion, the Center complied, in all material respects, with the compliance requirements referred to above that could have a direct and material effect on each of its major federal programs for the year ended June 30, 2023.

Basis for Opinion on Each Major Federal Program

We conducted our audit of compliance in accordance with auditing standards generally accepted in the United States of America (GAAS); the standards applicable to financial audits contained in *Government Auditing Standards* issued by the Comptroller General of the United States (*Government Auditing Standards*); and the audit requirements of Title 2 U.S. *Code of Federal Regulations* Part 200, *Uniform Administrative Requirements, Cost Principles, and Audit Requirements for Federal Awards* (Uniform Guidance). Our responsibilities under those standards and the Uniform Guidance are further described in the Auditor's Responsibilities for the Audit of Compliance section of our report.

We are required to be independent of the Center and to meet our other ethical responsibilities, in accordance with relevant ethical requirements relating to our audit. We believe that the audit evidence we have obtained is sufficient and appropriate to provide a basis for our opinion on compliance for the major federal program. Our audit does not provide a legal determination of the Center's compliance with the compliance requirements referred to above.

Responsibilities of Management for Compliance

Management is responsible for compliance with the requirements referred to above and for the design, implementation, and maintenance of effective internal control over compliance with the requirements of laws, statutes, regulations, rules and provisions of contracts or grant agreements applicable to the Center's federal programs.

Auditor's Responsibilities for the Audit of Compliance

Our objectives are to obtain reasonable assurance about whether material noncompliance with the compliance requirements referred to above occurred, whether due to fraud or error, and express an opinion on the Center's compliance based on our audit. Reasonable assurance is a high level of assurance but is not absolute assurance and therefore is not a guarantee that an audit conducted in accordance with GAAS, *Government Auditing Standards*, and the Uniform Guidance will always detect material noncompliance when it exists. The risk of not detecting material noncompliance resulting from fraud is higher than that resulting from error, as fraud may involve collusion, forgery, intentional omissions, misrepresentations, or the override of internal control. Noncompliance with the compliance requirements referred to above is considered material, if there is a substantial likelihood that, individually or in the aggregate, it would influence the judgment made by a reasonable user of the report on compliance about the Center's compliance with the requirements of each major federal program as a whole.

In performing an audit in accordance with GAAS, *Government Auditing Standards*, and the Uniform Guidance, we:

- Exercise professional judgment and maintain professional skepticism throughout the audit.
- Identify and assess the risks of material noncompliance, whether due to fraud or error, and design and perform audit procedures responsive to those risks. Such procedures include examining, on a test basis, evidence regarding the Center's compliance with the compliance requirements referred to above and performing such other procedures as we considered necessary in the circumstances.
- Obtain an understanding of the Center's internal control over compliance relevant to the audit in order to design audit procedures that are appropriate in the circumstances and to test and report on internal control over compliance in accordance with the Uniform Guidance, but not for the purpose of expressing an opinion on the effectiveness of the Center's internal control over compliance. Accordingly, no such opinion is expressed.

We are required to communicate with those charged with governance regarding, among other matters, the planned scope and timing of the audit and any significant deficiencies and material weaknesses in internal control over compliance that we identified during the audit.

Report on Internal Control Over Compliance

A *deficiency in internal control over compliance* exists when the design or operation of a control over compliance does not allow management or employees, in the normal course of performing their assigned functions, to prevent, or detect and correct, noncompliance with a type of compliance requirement of a federal program on a timely basis. A *material weakness in internal control over compliance* is a deficiency, or a combination of deficiencies, in internal control over compliance, such that there is a reasonable possibility that material noncompliance with a type of compliance requirement of a federal program will not be prevented, or detected and corrected, on a timely basis. A *significant deficiency in internal control over compliance* is a deficiency, or combination of deficiencies, in internal control over compliance with a type of compliance requirement of a federal program that is less severe than a material weakness in internal control over compliance, yet important enough to merit attention by those charged with governance.

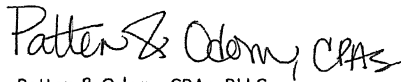
Our consideration of internal control over compliance was for the limited purpose described in the Auditor's Responsibilities for the Audit of Compliance section above and was not designed to identify all deficiencies in internal control over compliance that might be material weaknesses or significant deficiencies in internal control over compliance. Given these limitations, during our audit we did not identify any deficiencies in internal control over compliance that we consider to be material weaknesses, as defined above. However, material weaknesses or significant deficiencies in internal control over compliance may exist that were not identified.

Our audit was not designed for the purpose of expressing an opinion on the effectiveness of internal control over compliance. Accordingly, no such opinion was expressed.

The purpose of this report on internal control over compliance is solely to describe the scope of our testing of internal control over compliance and the results of that testing based on the requirements of the Uniform Guidance. Accordingly, this report is not suitable for any other purpose.

Report on Schedule of Expenditures of Federal Awards Required by the Uniform Guidance

We have audited the financial statements of the governmental activities, each major fund, and the aggregate remaining fund information of the Center as of and for the year ended June 30, 2023, and the related notes to the financial statements, which collectively compose the Center's basic financial statements. We issued our report thereon dated February 1, 2024, which contained unmodified opinions on those financial statements. Our audit was conducted for the purpose of forming opinions on the financial statements that collectively comprise the basic financial statements. The accompanying schedule of expenditures of federal awards is presented for purposes of additional analysis as required by the Uniform Guidance and is not a required part of the basic financial statements. Such information is the responsibility of management and was derived from and relates directly to the underlying accounting and other records used to prepare the basic financial statements. The information has been subjected to the auditing procedures applied in the audit of the basic financial statements and certain additional procedures, including comparing and reconciling such information directly to the underlying accounting and other records used to prepare the basic financial statements or to the basic financial statements themselves, and other additional procedures in accordance with auditing standards generally accepted in the United States of America. In our opinion, the schedule of expenditure of federal awards is fairly stated in all material respects in relation to the basic financial statements as a whole.



Patten & Odom, CPAs, PLLC
Broken Arrow, OK
February 1, 2024

**GORDON COOPER TECHNOLOGY CENTER NO. 5
POTTAWATOMIE COUNTY, OKLAHOMA
SCHEDULE OF FINDINGS AND QUESTIONED COSTS
YEAR ENDED JUNE 30, 2023**

A. SUMMARY OF AUDIT RESULTS

1. The auditor's report expresses an unmodified opinion on the basic financial statements of Gordon Cooper Technology Center.
2. There were no audit findings reported of deficiencies in internal control, which the auditor considers to be "significant deficiencies" as defined in A.I.C.P.A. standards.
3. No instances of noncompliance material to the financial statements of Gordon Cooper Technology Center which would be required to be reported in accordance with Government Auditing Standards were disclosed in the audit.
4. There were no audit findings reported of deficiencies in internal control over major programs, which the auditor considers to be "significant deficiencies" as defined by A.I.C.P.A. standards.
5. The auditor's report on compliance for the major federal award programs for Gordon Cooper Technology Center expresses an unmodified opinion on all major federal programs.
6. There were no audit findings relative to major federal award programs for Gordon Cooper Technology Center that were required to be reported in accordance with Uniform Guidance.
7. The programs tested as major programs included: PELL Grant (84.063) and PELL Admin (84.063)
8. The threshold for distinguishing Types A and B programs was \$750,000.00.
9. Gordon Cooper Technology Center did qualify as a low risk auditee.

B. FINDINGS – FINANCIAL STATEMENTS AUDIT

1. No matters were reported.

C. FINDINGS AND QUESTIONED COSTS – MAJOR FEDERAL AWARD PROGRAMS AUDIT

1. No matters were reported.

**GORDON COOPER TECHNOLOGY CENTER NO. 5
POTTAWATOMIE COUNTY, OKLAHOMA
SUMMARY OF PRIOR AUDIT FINDINGS
JULY 1, 2022 TO JUNE 30, 2023**

The summary of prior audit findings is required to report the status of all audit findings reported in the prior audit's schedule of findings and questioned costs relative to federal awards.

The Center had no prior year audit findings relative to federal award programs.

**GORDON COOPER TECHNOLOGY CENTER NO. 5
POTTAWATOMIE COUNTY, OKLAHOMA
SCHEDULE OF COMMENTS
JULY 1, 2022 TO JUNE 30, 2023**

Based on our tests of accounting records and related procedures, we found nothing to indicate that Gordon Cooper Technology Center No. 5 had not complied with significant compliance rules and regulations of the Oklahoma State Department of Career & Technology Education.

Previous Year's Audit Comments

There are no items in the Center's 2021-2022 audit report, which required resolution in fiscal year 2023.

We would like to express our appreciation for the courtesies and cooperation extended to us by Center administrators and employees during the course of this audit.


GORDON COOPER TECHNOLOGY CENTER NO. 5
POTTAWATOMIE COUNTY, OKLAHOMA
SCHEDULE OF ACCOUNTANT'S PROFESSIONAL LIABILITY INSURANCE AFFIDAVIT
JULY 1, 2022 TO JUNE 30, 2023

State of Oklahoma)
County of Tulsa)

The undersigned auditing firm of lawful age, being first duly sworn on oath, says that said firm had in full force and effect Accountant's Professional Liability Insurance in accordance with the "Oklahoma Public School Audit Law" at the time of audit contract and during the entire audit engagement with Gordon Cooper Technology Center for the audit year 2022-2023.

Patten & Odom, CPAs, PLLC
AUDITING FIRM

BY *Kenny Galt*
AUTHORIZED AGENT



Subscribed and sworn to before me on this
1st day of February, 2024

Alicia Haught
NOTARY PUBLIC

My commission expires on:
26th day of September, 2027