

**ANNUAL FINANCIAL REPORT
INDIAN CAPITAL TECHNOLOGY CENTER NO. 4
MUSKOGEE COUNTY, OKLAHOMA
JULY 1, 2020 TO JUNE 30, 2021**

**AUDITED BY
KERRY JOHN PATTEN, C.P.A.**

INDIAN CAPITAL TECHNOLOGY CENTER NO. 4
MUSKOGEE COUNTY, OKLAHOMA
SCHOOL CENTER OFFICIALS
JUNE 30, 2021

Board of Education

President	Darrell Russell
Vice-President	Tom Stiles
Clerk	Monte Madewell
Member	Roger Sharp
Member	Alan Parnell

Superintendent of Schools

Tony J. Pivec

Technology Center Treasurer

Leigh Chambers

**INDIAN CAPITAL TECHNOLOGY CENTER NO. 4
MUSKOGEE COUNTY, OKLAHOMA
JUNE 30, 2021**

TABLE OF CONTENTS


	Page
Report of Independent Auditor	1
Management's Discussion and Analysis	3
Basic Financial Statements	
Government-Wide Financial Statements -	
Statement of Net Assets	7
Statement of Activities	8
Fund Financial Statements	
Balance Sheet - Governmental Funds	9
Statement of Revenues, Expenditures and Changes in Fund Balances – Governmental Funds	10
Reconciliation of Statement of Revenues, Expenditures and Changes in Fund Balances to the Statement of Activities	11
Notes to the Financial Statements	12
Combining Financial Statements	
Statement of Net Position – Fiduciary Funds	29
Statement of Changes in Pell Grant Fund Net Position.....	30
Required Supplementary Information	
Budgetary Comparison Schedule – Budgetary Basis General Fund.....	31
Budgetary Comparison Schedule – Budgetary Basis Building Fund.....	32
Schedule of Proportionate Share of the Net Pension Liability Oklahoma Teachers Retirement System	33
Schedule of Contributions to the Oklahoma Teachers Retirement System	34
Schedule of the District's Proportionate Share of the Net OPEB Liability Supplemental Health Insurance Program	35
Schedule of the District's Contributions Supplemental Health Insurance Program	36
Supplementary Information	
Schedule of Expenditures of Federal Awards	37
Notes to the Schedule of Federal Awards.....	38
School Activity Fund – Statement of Revenues, Expenditures, and Sub-Account Balances	39

Reports Required by *Government Auditing Standards*

Independent Auditor's Report on Compliance and on Internal Control over Financial Reporting Based on an Audit of Financial Statements performed in Accordance With <i>Government Auditing Standards</i>	40
Independent Auditor's Report on Compliance for Each Major Federal Program; Report on Internal Control Over Compliance; and Report on the Schedule of Expenditures of Federal Awards Required by Uniform Guidance	42
Schedule of Findings and Questioned Costs	44
Summary of Prior Audit Findings	45
Schedule of Comments	46
Schedule of Accountant's Professional Liability Insurance Affidavit	47

KERRY JOHN PATTEN, C.P.A.

2101 N. Willow Ave.
Broken Arrow, OK 74012
Phone Number (918) 250-8838
FAX Number (918) 250-9853



INDEPENDENT AUDITOR'S REPORT

The Board of Education
Indian Capital Technology Center No. 4
Muskogee, Oklahoma

Report on the Financial Statements

I have audited the accompanying financial statements of the governmental activities, each major fund, and the aggregate remaining fund information of the Indian Capital Technology Center No. 4, Muskogee County, Oklahoma, as of and for the year ended June 30, 2021, which collectively comprise the basic financial statements as listed in the table of contents.

Management's Responsibility for the Financial Statements

Management is responsible for the preparation and fair presentation of these financial statements in accordance with accounting principles generally accepted in the United States of America; this includes the design, implementation, and maintenance of internal control relevant to the preparation and fair presentation of financial statements that are free from material misstatement, whether due to fraud or error.

Auditor's Responsibility

My responsibility is to express an opinion on these financial statements based on my audit. I conducted my audit in accordance with auditing standards generally accepted in the United States of America and the standards applicable to financial audits contained in *Government Auditing Standards*, issued by the Comptroller General of the United States. Those standards require that I plan and perform the audit to obtain reasonable assurance about whether the financial statements are free from material misstatement.

An audit involves performing procedures to obtain audit evidence about the amounts and disclosures in the financial statements. The procedures selected depend on the auditor's judgment, including the assessment of the risks of material misstatement of the financial statements, whether due to fraud or error. In making those risk assessments, the auditor considers internal control relevant to the entity's preparation and fair presentation of the financial statements in order to design audit procedures that are appropriate in the circumstances, but not for the purpose of expressing an opinion on the effectiveness of the entity's internal control. Accordingly, I express no such opinion. An audit also includes evaluating the appropriateness of accounting policies used and the reasonableness of significant accounting estimates made by management, as well as evaluating the overall presentation of the financial statements.

I believe that the audit evidence I have obtained is sufficient and appropriate to provide a basis for my audit opinion.

Opinion

In my opinion, the financial statements referred to above present fairly, in all material respects, the respective financial position of the governmental activities, the business-type activities, each major fund, and the aggregate remaining fund information of the Indian Capital Technology Center as of JUNE 30, 2021, and the respective changes in its financial position and, where applicable, cash flows for the year then ended, in accordance with accounting principles generally accepted in the United States of America.

Other Matters

Required Supplementary Information

Accounting principles generally accepted in the United States of America require that the management's discussion and analysis and the required supplementary information, as listed in the table of contents, be presented to supplement the basic financial statements. Such information, although not a part of the basic financial statements, is required by the Governmental Auditing Standards Board who considers it to be an essential part of the financial reporting for placing the basic financial statements in an appropriate operational, economic, or historical context. I have applied certain limited procedures to the required supplementary information in accordance with auditing standards generally accepted in the United States of America, which consisted of inquiries of management about the methods of preparing the information and comparing the information for consistency with management's responses to my inquiries, the basic financial statements, and other knowledge I obtained during my audit of the basic financial statements. I do not express an opinion or provide any assurance on the information because the limited procedures do not provide me with sufficient evidence to express an opinion or provide any assurance.


Other Supplementary Information

My audit was conducted for the purpose of forming opinions on the financial statements that collectively comprise the basic financial statements. The Schedule of Expenditures of Federal Awards is presented for additional analysis as required by U.S. Office of Management and Uniform Guidance, *Audits of States, Local Governments, and Nonprofit Organizations* and is not a required part of the basic financial statements.

The Schedule of Expenditures of Federal Awards is the responsibility of management and was derived from and relates directly to the underlying accounting records used to prepare the basic financial statements. Such information has been subjected to the auditing procedures applied in the audit of the basic financial and other additional procedures, including comparing and reconciling such information directly to the underlying accounting and other records used to prepare the basic financial statements, and other additional procedures in accordance with auditing standards generally accepted in the United States of America. In my opinion, the supplementary information including the Schedule of Expenditures of Federal Awards is fairly stated in all material respects in relation to the financial statements taken as a whole.

Other Reporting Required by Government Auditing Standards

In accordance with *Government Auditing Standards*, I have also issued my report dated February 7, 2020, on my consideration of Indian Capital Technology Center No. 4, Muskogee County, Oklahoma's, internal control over financial reporting and on my tests of its compliance with certain provisions of laws, regulations, contracts and grant agreements and other matters. The purpose of that report is to describe the scope of my testing of internal control over financial reporting and compliance and the results of that testing, and not to provide an opinion on the internal control over financial reporting or on compliance. That report is an integral part of an audit performed in accordance with *Government Auditing Standards* and should be considered in assessing the results of my audit.



Kerry John Patten, C.P.A.
Broken Arrow, OK
February 7, 2022

MANAGEMENT DISCUSSION AND ANALYSIS

Indian Capital Technology District
Muskogee County, Oklahoma
Management's Discussion and Analysis
June 30, 2021

Management of Indian Capital Technology Center School District No. 4 (the District) provides this Management's Discussion and Analysis of the Indian Capital Technology District Annual Financial Report for readers of the District's financial statements. This narrative overview and analysis of the financial activities of the District is for the fiscal year ended June 30, 2021. We encourage readers to consider this information in conjunction with the District's financial statements.

Using This Report

The District is in its thirteenth year of implementing reporting standards with significant changes in content and structure from years prior to fiscal year ended June 30, 2021. The Statement of Net Assets and the Statement of Activities (on pages 7 and 8) provide information about the activities of the District as a whole and present a longer-term view of the District's finances. Fund financial statements start on page 9 and tell how these services were financed in the short term as well as what remains for future spending. Fund financial statements also report the District's operations in more detail than the government-wide statements by providing information about the District's most significant funds. The remaining statements provide financial information about activities for which the District acts solely as an agent for the benefit of those outside of the government.

Government-Wide Financial Statements

One of the most important questions asked about the District's finances is, "Is the District as a whole better off as a result of the year's activities?" The Statement of Net Assets and the Statement of Activities report information about the District as a whole and about its activities in a way that helps answer this question. These statements include all assets and liabilities using the regulatory basis of accounting prescribed by the State of Oklahoma.

These two statements report the District's net assets and changes in them. One could think of the District's net assets – the difference between assets and liabilities – as one way to measure the District's financial health, or financial position. Over time, increases or decreases in the District's net assets are an indicator of whether its financial health is improving or deteriorating. For the 2020-21 fiscal year, the District's net assets increased by \$904,996.

In government-wide financial statements, activities are normally divided into two categories – governmental activities and business-type activities. The District had no business-type activities for the 2020-21 fiscal year, thus it is not discussed in detail.

Governmental activities – Basic services provided by the District, including educational activities for daytime high school and adults, short term training for adults, services and training for business and industry, and general administration.

Fund Financial Statements

A fund is a grouping of related accounts that is used to maintain control over resources that have been segregated for specific activities or objectives. The District, like other state and local governments, uses fund accounting to ensure and demonstrate compliance with finance-related legal requirements. The fund financial statements focus on individual parts of the District's operation in more detail than government-wide financial statements. Because the focus of District funds is narrower than that of the government-wide financial statements, it is useful to compare the information presented for District funds with similar information presented for District activities in the government-wide financial statements. By doing so, readers may better understand the long-term impact of the District's near-term financing decisions. Both the District's fund balance sheet and the District's fund statement of revenues, expenditures, and changes in fund balances provide a reconciliation to facilitate this comparison between funds and the activities of each. The District has three different fund accounts. They are the general fund, the building fund, and the activity fund. Each major fund is presented in a separate column in the District's fund balance sheet and in the District's statement of revenues, expenditures, and changes in fund balances. The fund financial statement provides more detailed information about the District's funds, focusing on its most significant or major fund – the general fund

Fund Balances

As of the close of fiscal year 2021, the District funds reported governmental funds ending fund balances of \$25.20 million, an increase of \$2,076,819 in comparison with the prior year. Of this total increase amount, \$1,243,182 was general fund increase and \$753,513 was building fund increase and \$80,124 was activity fund. Total revenue for the year was \$24.89 million. Total expenditures for like funds were \$22.84 million, operating transfers in were \$.025 million leaving a net balance of \$2,076,819 of revenues over expenditures for these type funds, before prior year adjustments.

	<u>2021 Fund Balances</u>	<u>2020 Fund Balances</u>	<u>Dollar Change</u>	<u>Percent Change</u>
General Fund	\$ 11,197,306	\$ 9,954,124	\$ 1,243,182	12.49%
Building Fund	\$ 13,369,928	\$ 12,616,415	\$ 753,513	5.97%
Activity Fund	<u>\$ 635,135</u>	<u>\$ 555,011</u>	<u>\$ 80,124</u>	<u>14.44%</u>
Totals	\$ 25,202,369	\$ 23,125,550	\$2,076,819	8.98%

Long-term Debt

At June 30, 2021, the District had no long-term debt other than \$591,787 in compensated absences and \$212,925 in Voluntary Retirement Incentive.

Indian Capital Technology Center
Muskogee County, Oklahoma
Management's Discussion & Analysis
June 30, 2021

Financial Analysis

Statement of Net Position

	<u>2020</u>	<u>2021</u>
Assets		
Current assets	\$ 23,668,996	26,733,508
Capital assets	<u>20,667,433</u>	<u>20,832,942</u>
Total	<u>44,336,429</u>	<u>47,566,450</u>
Deferred outflows	<u>2,442,474</u>	<u>6,041,142</u>
Liabilities		
Current liabilities	395,291	582,429
Non-current liabilities	<u>13,961,890</u>	<u>19,749,594</u>
Total	<u>14,357,181</u>	<u>20,332,023</u>
Deferred inflows	<u>1,751,764</u>	<u>1,145,604</u>
Net Position		
Invested in capital assets	20,544,298	20,813,103
Restricted	12,616,415	13,369,928
Unrestricted	(2,490,755)	(2,688,201)
Restricted for Student Organizations	<u>555,011</u>	<u>635,135</u>
Total	<u>31,224,969</u>	<u>32,129,965</u>

Revenues

	<u>2020</u>	<u>2021</u>
Program Revenues:		
Charges for services	\$ 1,747,462	1,973,227
Operating grants & contributions	3,241,902	3,182,525
General Revenues:		
Property Taxes	13,719,232	14,591,037
State aid	4,708,373	4,746,550
Reimbursements	68,746	465,361
Investment earnings	221,147	106,090
Other	175,147	104,134
Total	<u>\$ 23,882,009</u>	<u>25,168,924</u>

Fixed Assets

The District currently tracks all assets with a value of \$2,500 or more. The District employed American Appraisal Associates to do an initial investigation and appraisal of District assets. The Summary Appraisal Report complied with the reporting requirements set forth by the Uniform Standards of Professional Appraisal Practice. The report was presented to the District on February 22, 2002. Internal records have been compiled on District software since the time of that report. For the 2020-21 fiscal year, \$1,292,211 of fixed assets were added to the District's financial statements, with large purchases including the administration building, several transportation vehicles and technology equipment.

	Historical Cost
Land (Non-Depreciable Assets)	\$ 541,796
Construction in Process	\$ 218,894
Building and improvements	\$ 23,876,680
Machinery and equipment	\$ 4,037,183
Vehicles	<u>\$ 4,054,211</u>
Total (Depreciable Assets)	<u>\$ 32,509,869</u>

The net book value, which includes \$11,696,766 of accumulated depreciation, as of June 30, 2021 was \$20,813,103.

Net Pension Liability

Although legally the pension is a State of Oklahoma obligation, implementation of GASB Statement 68 (See note 6), resulted in the recognition of the District's long-term obligation for pension benefits as a liability. The District's recognition of the Teachers' Retirement System's net pension liability as of June 30, 2021 was \$19,005,196. This was an increase of \$5,827,376 from the prior year (2020) primarily due to changes in assumption's on deferred outflows by the Teachers' Retirement System in 2020, which was the measurement year for the net pension liability as of June 30, 2021. See Note 4 for additional information on the net pension liability.

Contacting the District's Financial Management

This report is designed to provide our citizens, taxpayers, customers and creditors with a general overview of the District's finances and to demonstrate the District's accountability for the money it receives. If you have questions about this report or need additional financial information, contact the Administration office at 2403 N. 41st Street East, Muskogee, Oklahoma, 74403, telephone at (918) 686-7565, or visit our website at www.ictctech.com.

GOVERNMENT-WIDE FINANCIAL STATEMENTS

INDIAN CAPITAL TECHNOLOGY CENTER NO. 4
STATEMENT OF NET POSITION
JUNE 30, 2021

	Governmental Activities
<u>ASSETS</u>	
Cash	\$ 18,226,423
Investments	6,806,768
Property taxes receivable	1,199,242
Miscellaneous receivable	185,380
Interest receivable	578
Due from other governments	299,478
Prepaid insurance	15,639
Capital assets	
Land	322,902
Construction in process	218,894
Other capital assets, net of accumulated depreciation	20,271,307
Net OPEB asset	19,839
 Total Assets	 \$ 47,566,450
<u>DEFERRED OUTFLOW OF RESOURCES</u>	
Deferred amounts of resources related to pensions	5,944,914
Deferred amounts of resources related to OPEB	96,228
Total deferred outflows of resources	6,041,142
<u>LIABILITIES</u>	
Current liabilities	
Accounts payable	\$ 522,115
Voluntary retirement incentive - current	60,314
Total current liabilities	582,429
Non-current liabilities	
Voluntary retirement incentive	152,611
Compensated absences	591,787
Net pension liability	19,005,196
Total non-current liabilities	19,749,594
 Total Liabilities	 \$ 20,332,023
<u>DEFERRED INFLOW OF RESOURCES</u>	
Deferred amounts of resources related to pensions	1,101,725
Deferred amounts of resources related to OPEB	43,879
Total deferred inflow of resources	1,145,604
<u>NET POSITION</u>	
Net Investment in Capital Assets	\$ 20,813,103
Restricted for Building	13,369,928
Unrestricted	(2,688,201)
Restricted for Student Organizations	635,135
 Total Net Position	 \$ 32,129,965

The notes to the financial statements are an integral part of this statement.

**INDIAN CAPITAL TECHNOLOGY CENTER NO. 4
STATEMENT OF ACTIVITIES
FOR THE YEAR ENDED JUNE 30, 2021**

	Expenses	Program Revenues			Net (Expenses) Revenue and Changes in Net Position
		Charges for Services	Operating Grants & Contributions	Capital Grants & Contributions	Government Activities
Governmental Activities:					
Instruction	\$ (9,370,308)	\$ 1,409,797	\$ 3,182,525	\$ -	\$ (4,777,986)
Support Services	(9,409,751)	563,430	-	-	(8,846,321)
Non-Instructional	(864,259)	-	-	-	(864,259)
Capital Outlay	(781,662)	-	-	-	(781,662)
Other Outlays	(2,248,418)	-	-	-	(2,248,418)
Other Uses	(550,489)	-	-	-	(550,489)
Repayments	(15,635)	-	-	-	(15,635)
Depreciation - Unallocated	(1,023,406)	-	-	-	(1,023,406)
Governmental Activities	\$ (24,263,928)	\$ 1,973,227	\$ 3,182,525	\$ -	\$ (19,108,176)

General revenues

Taxes:

Property taxes, levied for general purposes	\$ 14,581,059
Other Taxes	9,978

Federal and State aid not restricted to specific purposes:

General	4,746,550
Other	465,361

Interest and investment earnings 106,090

Miscellaneous 104,134

Total general revenues 20,013,172

Changes in net position 904,996

Net position - beginning, as restated 31,224,969

Net position - ending \$ 32,129,965

The notes to the financial statements are an integral part of this statement.

FUND FINANCIAL STATEMENTS

**INDIAN CAPITAL TECHNOLOGY CENTER NO. 4
BALANCE SHEET - GOVERNMENTAL FUNDS
JUNE 30, 2021**

	Governmental Fund Types			
	General Fund	Special Revenue Fund	Activity Fund	Total
ASSETS				
Cash	\$ 8,134,325	\$ 9,500,835	\$ 591,263	\$ 18,226,423
Investments	2,901,167	3,878,322	27,279	6,806,768
Property tax receivable	959,454	239,788	-	1,199,242
Interest receivable	111	467	-	578
Tuition & Books	107,352	-	-	107,352
Due from other governments	299,478	-	-	299,478
Miscellaneous receivables	61,393	42	16,593	78,028
Prepaid Insurance	15,639	-	-	15,639
Total assets	\$ 12,478,919	\$ 13,619,454	\$ 635,135	\$ 26,733,508
LIABILITIES AND FUND BALANCES				
Liabilities:				
Accounts payable	\$ 462,277	\$ 59,838	\$ -	\$ 522,115
Early Retirement Incentive Current Portion	60,314	-	-	60,314
Total liabilities	\$ 522,591	\$ 59,838	\$ -	\$ 582,429
DEFERRED INFLOW OF RESOURCES				
Deferred property taxes	\$ 759,022	\$ 189,688	\$ -	\$ 948,710
Total deferred inflow of resources	\$ 759,022	\$ 189,688	\$ -	\$ 948,710
Fund balances:				
Nonspendable Fund Balances:				
<i>Prepaid Items</i>	\$ 15,639	\$ -	\$ -	\$ 15,639
Restricted Fund Balances:				
<i>Restricted by Statute</i>	-	12,444,545	635,135	13,079,680
<i>Other Restrictions of Fund Balance</i>	-	-	-	-
Committed Fund Balances:				
<i>Contractual Obligations</i>	-	-	-	-
Assigned Fund Balances:				
<i>Encumbrances</i>	680,737	925,383	-	1,606,120
Unassigned	10,500,930	-	-	10,500,930
Total Fund Balances:	\$ 11,197,306	\$ 13,369,928	\$ 635,135	\$ 25,202,369
Total liabilities and fund balances	\$ 12,478,919	\$ 13,619,454	\$ 635,135	\$ 26,733,508

Amounts reported for governmental activities in the statement of net position are different because:

Capital assets used in governmental activities are not financial resources and therefore, are not reported as assets in governmental funds. The cost of the assets is \$32,509,869 and accumulated depreciation is \$11,696,766.	20,813,103
Property taxes receivable will be collected this year, but are not available soon enough to pay current period's expenditures, therefore they are deferred in the funds.	948,710
Compensated absences and voluntary retirement incentive are not due and payable in the current period and, are not reported in the funds.	(744,398)
Net Pension obligations are not due and payable in the current period and, are not reported in the funds.	(19,005,196)
Net OPEB asset is not a financial resource, therefore not reported in funds	19,839
Deferred outflows and inflows of resources related to pensions are applicable to future periods, and therefore, are not reported in the funds.	4,895,538
Net Position of governmental activities	\$ 32,129,965

The notes to the financial statements are an integral part of this statement.

**INDIAN CAPITAL TECHNOLOGY CENTER NO. 4
STATEMENT OF REVENUES, EXPENDITURES AND
CHANGES IN FUND BALANCES
GOVERNMENTAL FUND TYPES
FOR THE YEAR ENDED JUNE 30, 2021**

	Governmental Fund Types			Total
	General	Special Revenue	Activity Fund	
Revenues				
Local sources	\$ 13,465,757	\$ 3,053,517	\$ 440,033	\$ 16,959,307
Intermediate sources	-	-	-	-
State sources	5,028,882	209	-	5,029,091
Federal sources	2,907,537	2,452	-	2,909,989
Total revenues	\$ 21,402,176	\$ 3,056,178	\$ 440,033	\$ 24,898,387
Expenditures				
Instruction	\$ 7,096,038	\$ 695,787	\$ -	\$ 7,791,825
Support services	9,612,467	357,703	-	9,970,170
Non-instructional services	864,259	-	-	864,259
Capital outlay	13,632	1,057,468	-	1,071,100
Other outlays	2,491,920	104,156	-	2,596,076
Other uses	65,043	87,551	385,237	537,831
Repayments	15,635	-	-	15,635
Reimbursements	-	-	-	-
Total expenditures	\$ 20,158,994	\$ 2,302,665	\$ 385,237	\$ 22,846,896
Excess of revenues over (under) expenses before adjustments to prior year encumbrances	\$ 1,243,182	\$ 753,513	\$ 54,796	\$ 2,051,491
Other financing sources (uses):				
Bond sale proceeds	\$ -	\$ -	\$ -	\$ -
Operating transfers in/(out)	-	-	25,328	25,328
Bank charges	-	-	-	-
Total other financing sources (uses)	\$ -	\$ -	\$ 25,328	\$ 25,328
Excess (deficiency) of revenue over expenditures and other financing sources (uses)	\$ 1,243,182	\$ 753,513	\$ 80,124	\$ 2,076,819
Fund balances, beginning of year	\$ 9,954,124	\$ 12,616,415	\$ 555,011	\$ 23,125,550
Fund balances, end of year	<u>\$ 11,197,306</u>	<u>\$ 13,369,928</u>	<u>\$ 635,135</u>	<u>\$ 25,202,369</u>

The notes to the financial statements are an integral part of this statement.

**INDIAN CAPITAL TECHNOLOGY CENTER NO. 4
RECONCILIATION OF THE STATEMENT OF REVENUES, EXPENDITURES AND CHANGES
IN FUND BALANCES OF GOVERNMENTAL FUNDS TO THE STATEMENT OF ACTIVITIES,
FOR THE YEAR ENDED JUNE 30, 2021**

Net change in fund balances - governmental funds \$ 2,076,819

Amounts reported for governmental activities in the statement of activities
are different because:

Capital outlays to purchase or build capital assets are reported in governmental funds as expenditures. However, for governmental activities those costs are shown in the statement of net position and allocated over their estimated useful lives as annual depreciation expenses in the statement of activities. This is the amount by which capital outlays exceeds depreciation in the period.

Capital outlay expenditures	1,292,211	
Depreciation expense	<u>(1,023,406)</u>	268,805

Some property taxes will not be collected for several months after the fiscal year ends, and are not considered as "available" revenues in the governmental funds, but are deferred. They are, however, recorded as revenues the Statement of Activities. 245,544

Some expenses (compensated absences and voluntary retirement incentive) reported in the statement of activities do not require the use of current financial resources; therefore, are not reported as expenditures in governmental funds. 39,672

Governmental funds report district pension contributions as expenditure. However, the Statement of Activities reports the cost of pension benefits earned net of employee contributions as pension expense. (1,725,844)

Change in Net Position of Governmental Activities \$ 904,996

The notes to the financial statements are an integral part of this statement.

NOTES TO THE FINANCIAL STATEMENTS

**INDIAN CAPITAL TECHNOLOGY CENTER NO. 4
MUSKOGEE COUNTY, OKLAHOMA
NOTES TO THE FINANCIAL STATEMENTS
FOR THE YEAR ENDED JUNE 30, 2021**

1. Summary of Significant Accounting Policies

The financial statements of the Indian Capital Technology Center No. 4 (the "Center") have been prepared in conformity with accounting principles generally accepted in the United States of America ("GAAP") as applied to government units. The governmental Accounting Standards Board ("GASB") is the accepted standard-setting body for establishing governmental accounting and financial reporting principles. The more significant of the Center's accounting policies are described below.

A. Reporting Entity

In accordance with the Governmental Accounting Standards Board Statement No. 14, "The Financial Reporting Entity," the Center has presented the entities, which comprise the primary government in the fiscal year 2021 basic financial statements.

The Center is a corporate body for public purposes created under Title 70 of the Oklahoma Statutes and, accordingly, is a separate entity for operating and financial reporting purposes. The Center is part of the public school system of Oklahoma under the general direction and control of the State Board of Education and is financially dependent on the State of Oklahoma for support. The general operating authority for the public school system is the Oklahoma School Code contained in Title 70, Oklahoma Statutes.

The governing body of the Center is the Board of Education composed of five elected members. The appointed superintendent is the executive officer of the Center.

As required by accounting principles generally accepted in the United States of America, the basic financial statements present the reporting entity which consists of the primary government, organizations for which the primary government is financially accountable and other organizations for which the nature and significance of their relationship with the primary government are such that exclusion could cause the Center's basic financial statements to be misleading or incomplete.

B. Basis of Presentation

The government-wide financial statements (i.e., the statement of net position and the statement of activities) report information on all of the non-fiduciary activities of the Center. For the most part, the effect of interfund activity has been removed from these statements. Governmental activities are normally supported by taxes and intergovernmental revenues.

The statement of activities demonstrates the degree to which the direct expenses of a given function or segment is offset by program revenues. Direct expenses are those that are clearly identifiable with a specific function. Program revenues include: 1) tuition or fees paid by students or citizens of the Center and 2) grants and contributions that are restricted to meeting the operational or capital requirements of a particular function. Taxes and other items, including state aid, that are not properly included among program revenues are reported as general revenues.

Separate financial statements are provided for governmental funds, and fiduciary funds, even though the latter are excluded from the government-wide financial statements.

Fund Financial Statements

The Technology Center segregates transactions related to certain functions or activities in separate funds in order to aid financial management and to demonstrate legal compliance. Statements for governmental activities present each fund as a separate column on the fund financial statements.

Governmental funds are used to account for all or most of a government's general activities. The measurement focus of governmental funds is on the sources uses and balance of current financial resources. The Center has presented the following governmental funds:

**INDIAN CAPITAL TECHNOLOGY CENTER NO. 4
MUSKOGEE COUNTY, OKLAHOMA
NOTES TO THE FINANCIAL STATEMENTS
FOR THE YEAR ENDED JUNE 30, 2021**

Summary of Significant Accounting Policies (continued)

Fund Financial Statements

General Fund – The General Fund is used to account for all financial transactions except those required to be accounted for in another fund. Major revenue sources include state and local property taxes and state funding under Formula Operations. Expenditures include all costs associated with the daily operations of the schools except for programs funded for building repairs and maintenance, school construction and debt service on bonds and other long-term debt.

Special Revenue Fund – The Center's Building Fund is a Special Revenue Fund and consists of monies derived from property taxes levied for the purpose of creating, remodeling, or repairing buildings and for purchasing furniture and equipment.

Agency Fund – The Center's Agency Fund consists of the Activity fund and the Federal Pell Grant fund. The Center's Activity fund is used to account for monies collected that are held on behalf of others as their agent and do not involve the measurement of results of operations. The Federal Pell Grant fund is used to account for student financial aid which is collected by the Center and disbursed to eligible students or to pay educational costs on their behalf. The administration is responsible under the authority of the Board, for collecting, disbursing and accounting for these funds.

Fiduciary Fund Types

Fiduciary funds are used to account for assets held on behalf of outside parties, including other governments, or on behalf of other funds within the Center. When these assets are held under the terms of a formula trust agreement, either a private purpose trust fund or a permanent fund is used.

Private- Purpose Trust Funds – Private-Purpose Trust Funds are used to report trust arrangements under which principal and income benefit individuals, private organizations, or other governments.

The Center's Fiduciary Funds have been excluded from the government-wide financial statements.

Account Groups

GASB Statement No. 34 eliminates the presentation of account groups but provides for these records to be maintained and incorporates the information into the governmental column in the government-wide statement of net assets.

C. Basis of Accounting

The government-wide financial statements are reported using the *economic resources measurement focus* and the *accrual basis of accounting*, as are the fiduciary fund financial statements. Revenues are recorded when earned and expenses are recorded when a liability is incurred, regardless of the timing of related cash flows. Property taxes are recognized as revenues in the year for which they are levied. Grants and similar items are recognized as revenue as soon as all eligibility requirements imposed by the provider have been met.

Governmental fund financial statements are reported using the current financial resources measurement focus and the modified accrual basis of accounting. Revenues are recognized as soon as they are both measurable and available. Revenues are considered to be available when they are collectible within the current period or soon enough thereafter to pay liabilities of the current period. For this purpose, the government considers revenues to be available if they are collected within 60 days of the end of the current fiscal period. Expenditures generally are recorded when a liability is incurred, as under accrual accounting.

Property taxes and interest and certain state and federal grants associated with the current fiscal period are all considered to be susceptible to accrual and so have been recognized as revenues of the current fiscal period. All other revenue items are considered to be measurable and available only when cash is received by the government.

**INDIAN CAPITAL TECHNOLOGY CENTER NO. 4
MUSKOGEE COUNTY, OKLAHOMA
NOTES TO THE FINANCIAL STATEMENTS
FOR THE YEAR ENDED JUNE 30, 2021**

Summary of Significant Accounting Policies (continued)

D. Budgets and Budgetary Accounting

A budget is legally adopted by the Board of Education for the General Fund and Special Revenue Fund that includes revenues and expenditures. These budgets are prepared on a budgetary basis of accounting. Budgetary control is maintained by fund, function, and activity and budgeted expenditures may not exceed appropriations at the fund level.

Amendments may be made to the budget without approval by the governing body at the function and activity levels. Fund level budgetary amendments require approval of the governing body.

Encumbrances represent commitments related to unperformed contracts for goods or services. Encumbrance accounting – under which purchase orders, contracts and other commitments for the expenditure of resources are recorded to reserve a portion of the applicable fund balance – is utilized in all governmental funds of the Center. Appropriations which are not spent lapse at the end of the fiscal year and encumbrances are reversed. On the first day of the following fiscal year, the encumbrances are reinstated and the expenditures are applied against that year's budget.

E. Management Estimates – Use of Estimates

Management uses estimates and assumptions in preparing financial statements. Those estimates and assumptions affect the reported amounts of assets, liabilities, and fund equity, the disclosure of contingent assets and liabilities, and the reported revenues and expenditures. Actual results could differ from those estimates.

F. Net Position and Fund Balances

The government-wide financial statements utilize a net position presentation. Net position is categories of investment in fixed assets (net of related debt), restricted net position, and unrestricted net position.

Investment in Fixed Assets (net of related debt) – is intended to reflect the portion of net position, which is associated with non-liquid capital related debt. The net related debt is debt less the outstanding liquid assets and any associated unamortized cost.

Restricted Net Position – are liquid assets generated from revenues and not bond proceeds, which have third party (statutory bond covenant or granting agency) limitations on their use. The Center would typically use restricted net position first, as appropriate opportunities arise, but reserve the right to selectively defer the use thereof to a future project or replacement equipment acquisition.

Unrestricted Net Position – represent unrestricted liquid assets.

Governmental Fund Financial Statements – The Center has adopted Governmental Accounting Standards Board Statement No. 54, which redefined how fund balances of the governmental funds are presented in the financial statements. The governmental fund financial statements present fund balances based on classifications that comprise a hierarchy that is based primarily on the extent to which the Center is bound to honor constraints on the specific purposes for which amounts in the respective governmental funds can be spent. The classifications available in the governmental fund financial statements are as follows:

Nonspendable – Amounts that are not in a spendable form such as prepaid expenses, inventory, or required to be maintained intact such as the corpus of permanent fund.

Restricted – Amounts that are designated for specific purposes by their providers such as bondholders, grantors, or imposed by law through constitutional provisions or enabling legislation. The Building Fund is restricted by statute to certain capital related costs.

Committed – Amounts designated for specific purposes by the Center's highest level of decision making authority (Board of Education) and cannot be used for any other purposes unless the same highest level (Board of Education) takes action to remove or change the designation.

**INDIAN CAPITAL TECHNOLOGY CENTER NO. 4
MUSKOGEE COUNTY, OKLAHOMA
NOTES TO THE FINANCIAL STATEMENTS
FOR THE YEAR ENDED JUNE 30, 2021**

Summary of Significant Accounting Policies (continued)

The Center commits a portion of the fund balance to honor the commitments made by the Center for encumbrances (purchase orders) for which goods or services have not yet been received. The fund balance committed to encumbrances will be equivalent to the purchase orders rolled forward from one fiscal year to the next fiscal year

Assigned – Amount the Center intends to use for specific purposes; intent can be expressed by the governing body or by an official to which the governing body delegates the authority.

The Center assigns a portion of the fund balance in both the general fund and building fund for funding the cash flow needs during the first half of each fiscal year. The superintendent and the chief financial officer will determine the amount of assigned fund balance at the end of each fiscal year.

Unassigned – Amounts that are available for any purposes; reported only in the general fund. Fund balance represents the funds not restricted in use by statute nor encumbered by purchase order or legal contract.

G. Assets, Liabilities and Cash Fund Balances

Cash – The Center considers all cash on hand and demand deposits to be cash.

Investments - Investments consist of direct obligations of the United States Government and Agencies. All investments are recorded at cost, which approximates market value.

Property Tax Revenue and Receivables – The Center is authorized by state law to levy property taxes, which consist of ad valorem taxes on real and personal property within the Center. The County Assessor, upon receipt of the certification of tax levies from the county excise board, extends the tax levies on the tax roll for submission to the county treasurer prior to October 1. The county treasurer must commence tax collection within fifteen days of receipt of the tax rolls. The first half of taxes is due prior to January 1. The second half is due prior to April 1.

If the first payment is not made timely, the entire tax becomes due and payable on January 2. The second half of taxes becomes delinquent on April 1 of the year following the year of assessment. If taxes are delinquent and unpaid for a period of three years or more the real estate may be sold for such taxes.

Uncollected taxes assessed on valuations made each year are recorded in the Center's combined financial statements. Uncollectible personal and real property taxes are deemed to be immaterial because the property can be sold for the amount of taxes due.

Inventories – The cost of consumable materials and supplies on hand are immaterial to the financial statements, and the Technology Center has therefore chosen to report these items as expenditures/expenses at the time of purchase.

Capital Assets – Capital assets, which include property, plant and equipment, are reported in the government-wide financial statements.

All purchased capital assets are valued at cost when historical records exist and at an estimated historical cost where no historical records exist. Donated capital assets are valued at their fair market value on the date donated.

The costs of normal maintenance and repairs that do not add to the value of the assets or materially extend asset lives are not capitalized. Improvements are capitalized and depreciated over the remaining useful lives of the related fixed assets, as applicable.

Assets capitalized have an original cost of \$2,500 or more. Depreciation has been calculated on each class of depreciable property using the straight-line method. Estimated useful lives are as follows:

Buildings and structures	40 years
Equipment	5-10 years
Vehicles	5-10 years

**INDIAN CAPITAL TECHNOLOGY CENTER NO. 4
MUSKOGEE COUNTY, OKLAHOMA
NOTES TO THE FINANCIAL STATEMENTS
FOR THE YEAR ENDED JUNE 30, 2021**

Summary of Significant Accounting Policies (continued)

Compensated Absences – The Center’s policies regarding accumulated unpaid vacation, sick pay, and other employee benefit amounts permit employees to accumulate varying amounts as determined by board policy and/or provided in employee contracts. Full time employees under a 12-month contract may carryover 35 days of annual leave. Upon termination of employment, reimbursement for annual leave will be based on the unused portion in the current year plus a maximum of 35 days from previous year.

Long-Term Debt – Long-term debt is recognized as a liability of the applicable governmental activities statement on net assets.

H. Revenue, Expenses and Expenditures

Revenues are classified by source as follows:

Local – Revenue from local sources is revenue produced within the Center, which includes ad valorem taxes. It is available for current educational expenses and for other purposes authorized by the Technology Center.

Intermediate – Revenue from intermediate sources is revenue from funds collected by an intermediate administrative unit or political sub-division, like a county or municipality, and redistributed to the Technology Center.

State – Those revenues received from the State, which are dedicated or are appropriated by the State legislature. Some of this aid is restricted for specific purposes.

The Center receives revenue from the state to administer certain categorical educational programs. State Board of Education rules require that revenue earmarked for these programs be expended only for the program for which the money is provided and require that the money not expended as of the close of the fiscal year be carried forward into the following year to be expended for the same categorical programs. The State Department of Career & Technology Education requires that categorical educational program revenues be accounted for in the general fund.

Federal – Revenue from Federal sources is money originating from the Federal government and made available to the Technology Center either as direct grants or under various programs passed-through the State Department of Career & Technology Education.

Expenditures are classified by function as follows:

Instruction Expenditures – Instruction expenditures include the activities dealing directly with the interaction between teachers and students. Teaching may be provided for students in a school classroom, in another location, such as a home or hospital, and in other learning situations, such as those involving co-curricular activities. It may also be provided through some other approved medium, such as television, radio, telephone and correspondence. Examples of expenditures that might be included here are the activities of teacher assistant of any type (clerks, graders, teaching machines, etc.), which assist in the instructional process. The activities of tutors, translators, and interpreters would be recorded here. Department chairpersons who teach for any portion of time are included here. Tuition/transfer fees paid to other LEAs would be included here.

Support Services Expenditures – Support services expenditures provide administrative, technical (such as guidance and health) and logistical support to facilitate and enhance instruction. These services exist as adjuncts for fulfilling the objective of instruction, community services and enterprise programs, rather than as entities within them.

Operation of Non-Instructional Services Expenditures – Activities concerned with providing non-instructional services to students, staff, and the community.

**INDIAN CAPITAL TECHNOLOGY CENTER NO. 4
MUSKOGEE COUNTY, OKLAHOMA
NOTES TO THE FINANCIAL STATEMENTS
FOR THE YEAR ENDED JUNE 30, 2021**

Summary of Significant Accounting Policies (continued)

Facilities Acquisition and Construction Services Expenditures – Consist of activities involved with the acquisition of land and buildings; remodeling buildings; the construction of buildings and additions to buildings; initial installation or extension of service systems and other built-in equipment; and improvement to sites.

Other Outlays Expenditures – A number of outlays of governmental funds are not properly classified as expenditures, but still require budgetary or accounting control. These are classified as Other Outlays. These include debt service payments (principal and interest).

Other Uses Expenditures – This includes scholarships provided by private gifts and endowments; student aid and staff awards supported by outside revenue sources (i.e., foundations). Also, expenditures for self-funded employee benefit programs administered either by the District or a third party administrator.

Deferred outflows of resources: Deferred outflows are the consumption of net position by the center that are applicable to a future reporting period. At June 30, 2021, the Center's deferred outflows of resources were comprised of deferred outflows related to pensions and other post-employment benefits.

Deferred inflows of resources: Deferred inflows are the acquisition of net position by the center that are applicable to a future reporting period. At June 30, 2021, the Center's deferred inflows of resources were comprised of deferred inflows to pensions and other post-employment benefits.

2. Deposit Categories of Credit Risk

Collateral is required for demand deposits and certificates of deposit for all amounts not covered by federal deposit insurance. The Center's investment policies are governed by state statute. Permissible investments include:

1. Direct obligations of the United States Government to the payment of which the full faith and credit of the government is pledged.
2. Obligations to the payment of which the full faith and credit of the state is pledged.
3. Certificates of deposits of banks when such certificates of deposits are secured by acceptable collateral as in the deposit of other public monies.
4. Savings accounts or savings certificates of savings and loan associations to the extent that such accounts or certificates are fully insured by the Federal Savings and Loan Insurance Corporation.
5. Repurchase agreements that have underlying collateral consisting of those items specified in paragraphs 1 and 2 of this section including obligations of the United States, its agencies and instrumentalities, and where collateral has been deposited with a trustee of custodian bank in an irrevocable trust or escrow account established for such purposes.
6. County, municipal, or Center direct debt obligations for which an ad valorem tax may be levied or bond and revenue anticipation notes, money judgments against such county, municipality, or Center ordered by a court of record or bonds or bond and revenue anticipation notes issued by a public trust for which such county, municipality, or Center is a beneficiary thereof. All collateral pledged to secure public funds shall be valued at no more than market value.

**INDIAN CAPITAL TECHNOLOGY CENTER NO. 4
MUSKOGEE COUNTY, OKLAHOMA
NOTES TO THE FINANCIAL STATEMENTS
FOR THE YEAR ENDED JUNE 30, 2021**

Deposit Categories of Credit Risk (continued)

7. Money market mutual funds regulated by the Securities and Exchange Commission and which investments consist of obligations of the United States, its agencies and instrumentalities, and investments in those items listed above.
8. Warrants, bonds, or judgments of the school Center.
9. Qualified pooled investment programs, the investments of which consist of those items specified above, as well as obligations of the United States agencies and instrumentalities, regardless of the size of the Center's budget. To be qualified, a pooled investment program for school funds must be governed through an Interlocal cooperative agreement formed pursuant to Title 70 Section 5-117b, and the program must competitively select its investment advisors and other professionals. Any pooled investment program must be approved by the Board of Education.

Custodial Credit Risk:

Deposits and Investments - The Center's demand deposits are required by law to be collateralized by the amount that is not federally insured. The Center has a written investment policy, which permits investments as authorized by State Statute. They require the Treasurer to place all investment with, or purchase investments from, financial institutions operating within the district unless the district may obtain an advantage of a least 50 basis points from a financial institution outside these counties: Muskogee, Adair, Cherokee, McIntosh, Okmulgee, Sequoyah, Wagoner, and Delaware.

Interest Rate Risk:

Investments are made based upon prevailing market conditions at the time of the transaction with the intent to hold the instrument until maturity. However, the Center has no formal written policy addressing interest rate risk.

Credit Risk:

The Center has no formal written policy addressing credit risk.

**INDIAN CAPITAL TECHNOLOGY CENTER NO. 4
MUSKOGEE COUNTY, OKLAHOMA
NOTES TO THE FINANCIAL STATEMENTS
FOR THE YEAR ENDED JUNE 30, 2021**

3. Capital Assets

A summary of changes in general fixed assets for the year ended June 30, 2021, follows:

	Balance July 1, 2020	Additions	Adjustments	Retirement	Balance June 30, 2021
Governmental activities:					
<u>Capital assets not being depreciated</u>					
Land	\$ 322,902	\$ -	\$ -	\$ -	\$ 322,902
Construction in Process	-	218,894	-	-	218,894
Total capital assets not being depreciated	<u>\$ 322,902</u>	<u>\$ -</u>	<u>\$ -</u>	<u>\$ -</u>	<u>\$ 541,796</u>
Capital assets being depreciated:					
Building Improvements	\$ 23,599,385	\$ 277,295	\$ -	\$ -	\$ 23,876,680
Equipment	5,397,697	126,427	-	1,486,941	4,037,183
Vehicles	3,576,073	669,596	-	191,458	4,054,211
Total capital assets being depreciated:	<u>32,573,155</u>	<u>1,073,317</u>	<u>-</u>	<u>1,678,399</u>	<u>31,968,073</u>
Less accumulated depreciation:	<u>12,351,759</u>	<u>1,023,406</u>	<u>-</u>	<u>1,678,399</u>	<u>11,696,766</u>
Total capital assets being depreciated, net	<u>20,221,396</u>	<u>49,911</u>	<u>-</u>	<u>-</u>	<u>20,271,307</u>
Governmental activities capital assets, net	<u>\$ 20,544,298</u>	<u>\$ 268,805</u>	<u>\$ -</u>	<u>\$ -</u>	<u>\$ 20,813,103</u>

4. Accounts Receivable

Accounts receivables of the governmental activities consist of Ad Valorem tax, federal grants, and other miscellaneous revenues. Receivables detail by fund at June 30, 2021, is as follows:

Governmental Funds

	General	Building	Activity	Total Governmental
Receivables				
Ad valorem taxes	\$ 959,454	\$ 239,788	\$ -	\$ 1,199,242
Interest receivable	111	467	-	578
Tuition and Books	107,352	-	-	107,352
Due from other Governments	299,478	-	-	299,478
Miscellaneous	61,393	42	16,593	78,028
Gross Receivables	<u>1,427,788</u>	<u>240,297</u>	<u>16,593</u>	<u>1,684,678</u>
Less deferred revenue	<u>(759,022)</u>	<u>(189,688)</u>	<u>-</u>	<u>(948,710)</u>
Net total receivables	<u>\$ 668,766</u>	<u>\$ 50,609</u>	<u>\$ 16,593</u>	<u>\$ 735,968</u>

**INDIAN CAPITAL TECHNOLOGY CENTER NO. 4
MUSKOGEE COUNTY, OKLAHOMA
NOTES TO THE FINANCIAL STATEMENTS
FOR THE YEAR ENDED JUNE 30, 2021**

Accounts Receivable (continued)

Fiduciary Funds

	Pell Grant Fund
Receivables	5,297
Miscellaneous	-
Due from other Governments	-
	-
 Total receivables	 \$ 5,297

5. Interfund Transactions

Interfund transactions are accounted for as revenues, expenditures or expenses. Transactions that constitute reimbursements to a fund, or expenditures/expenses initially made from it that are properly applicable to another fund, are recorded as expenditures/expenses in the fund that is reimbursed. Nonrecurring or nonroutine permanent transfers of equity are reported as residual equity transfers. All other interfund transfers are reported as operating transfers.

6. Employee Retirement System

Description of Plan

The District participates in the state-administrated Teacher's Retirement System of Oklahoma (the "system"), which is a cost-sharing multiple-employer public employee retirement system. The supervising authority for the management and operation of the System is a 13-member Board of Trustees, which acts as a fiduciary for investment of the funds and the application of plan interpretations. The System provides retirement and disability benefits, annual cost of living adjustments, death benefits and other benefits to plan members and beneficiaries. Oklahoma State Statutes establish benefit provisions and may be amended only through legislative action. The District has no responsibility or authority for the operation and administration of the system nor has it any liability, except for contribution requirements. The Oklahoma Teachers' Retirement System issues a publicly available financial report that includes financial statements and required supplementary information for the System. The report may be obtained by writing to the Oklahoma Teachers' Retirement System, P.O. Box 53624, Oklahoma City, Oklahoma 73152.

Basis of Accounting

The System's financial statements are prepared using the cash basis of accounting, except for accruals of interest income. Plan member contributions are recognized in the period in which the contributions are made. Benefits and refunds are recognized when paid. The pension benefit obligation is a standardized disclosed measure of the present value of pension benefits. This pension valuation method reflects the present value of estimated pension benefits that will be paid in future years as a result of employee services performed to date and is adjusted for the effect of projected salary increases. There are no actuarial valuations performed on individual school districts. The System has an under-funded pension benefit obligation as determined as part of the latest actuarial valuation.

Funding Policy

The District, the State of Oklahoma, and the participating employee make contributions. The contribution rates for the District and its employees are established by and may be amended by Oklahoma Statutes. The rates are applied to the employee's earnings plus employer-paid fringe benefits. The required contribution for the participating members is 7.0% of compensation. The contribution rate for employers is 9.5%. The State of Oklahoma contributes a percentage of its revenues from sales taxes, use taxes, corporate income taxes, individual income taxes, and lottery proceeds to the System. This percentage has been 5.00% since FY 2008. HB 2741 passed during the 2020 legislative session which temporarily reduced the rate to 3.50% for FY 2021. HB 2894 passed during the 2021 legislative session which restored the rate to 5.00% for FY 2022 and then changed the rate to 5.25% for FY 2023 through FY 2027. The rate is scheduled to return back to 5.00% beginning in FY 2028.

**INDIAN CAPITAL TECHNOLOGY CENTER NO. 4
MUSKOGEE COUNTY, OKLAHOMA
NOTES TO THE FINANCIAL STATEMENTS
FOR THE YEAR ENDED JUNE 30, 2021**

Employee Retirement System (continued)

The lottery proceeds contributed to the System were not impacted by this legislation. The matching contribution rate for FY 2021 is 7.7% of applicable payroll. The District is allowed by the Oklahoma Teacher's Retirement System to make the required contributions on behalf of participating members. The school is required to pay 16.5% for any compensated retired teachers already receiving retirement benefits.

Annual Pension Cost

The Center's total contribution for 2021, 2020, and 2019 were \$1,639,801, 1,592,796, and \$1,527,864.82, respectively. The Center's total payroll for fiscal year 2020-21 amounted to \$9,257,621.

On Behalf Contributions

The State of Oklahoma makes retirement contributions each year for teachers employed by Oklahoma School Districts. The contribution amounts are based on the teacher's years of service and amounts paid are prescribed by O.S. 70 Section 17-108.2 subsection A. During fiscal year 2020-21, the State of Oklahoma's contribution was \$59,111. The Center recognized revenue and expenditures of this amount during the year.

Pension Liabilities, Pension Expense, and Deferred Outflows of Resources and Deferred Inflows of Resources Related to Pensions

At June 30, 2021, the Center reported a liability of \$19,005,196 for its proportionate share of the net pension liability. The net pension liability was measured as of June 30, 2020, and the total pension liability used to calculate the net pension liability was determined by an actuarial valuation as of July 1, 2020. The Center's proportion of the net pension liability was based on the Center's contributions received by the pension plan relative to the total contributions received by pension plan for all participating employers as of June 30, 2020. Based upon this information, the center's proportion was .20026059 percent.

For the year ended June 30, 2021, the Center recognized pension expense of \$986,528. At June 30, 2021, the school district reported deferred outflows of resources and deferred inflows of resources related to pensions from the following sources:

	<u>Deferred Outflows of Resources</u>	<u>Deferred Inflows of Resources</u>
Differences between expected and actual experience	\$ 925,210	\$ 321,888
Changes of assumptions	2,330,748	274,579
Net difference between projected and actual earnings on pension plan investments	1,638,255	-
Changes in proportion	59,112	491,976
Center contributions during the measurement date	5,061	13,282
System contributions subsequent to the measurement date	988,386	-
Total	\$ <u>5,946,772</u>	\$ <u>1,101,725</u>

**INDIAN CAPITAL TECHNOLOGY CENTER NO. 4
MUSKOGEE COUNTY, OKLAHOMA
NOTES TO THE FINANCIAL STATEMENTS
FOR THE YEAR ENDED JUNE 30, 2021**

Employee Retirement System (continued)

Deferred pension outflows totaling \$5,061 resulting from the Center's contributions subsequent to the measurement date, will be recognized as a reduction of the net pension liability in the year ended June 30, 2021. Other amounts reported as deferred outflows of resources will be recognized in pension expense over five years. The deferred inflows will be recognized in pension expense using the average expected remaining service life of the plan participants. The average expected remaining life of the plan participants is determined by taking the calculated total future service years of the plan participants divided by the number of people in the Plan including retirees. The total future service years of the plan participants are estimated at 5.59 years at June 30, 2021, and are determined using the mortality, termination, retirement and disability assumptions associated with the Plan.

Deferred outflows of resources and deferred inflows of resources will be recognized in pension expense as follows:

Year ended,	
2022	\$554,567
2023	826,208
2024	1,234,013
2025	1,065,449
2026	176,424
	\$3,856,661

Actuarial Assumptions – The total pension liability as of June 30, 2021, was determined based on an actuarial valuation prepared as of June 30, 2020 using the following actuarial assumptions:

- Actuarial Cost method-Entry Age Normal
- Amortization Method-Level Percentage of Payroll
- Amortization Period-Amortization over an open 30-year period
- Asset Valuation Method-5-year smooth market
- Inflation – 2.50 percent
- Salary Increases-Composed of 3.00 percent wage inflation, plus .75 percent productivity increase rate, plus step-rate promotional increase for members with less than 25 years of service.
- Investment Rate of Return-7.50 percent, net of expenses and compounded annually.
- Retirement Age-Experience-based table of rates based on age, service, and gender. Adopted by the Board in May 2015 in conjunction with the five year experience study for the period ending June 30, 2014
- Payroll Growth Rate-2.75 percent per year. This increase rate has no allowance for the future membership growth.

The target asset allocation and best estimate of arithmetic expected real rates of return for each major asset class as of June 30, 2019, are summarized in the following table:

Asset Class	Target Asset Allocation	Long-Term Expected Real Rate of Return
Domestic Equity	38.5%	7.5%
International Equity	19.0%	8.5%
Fixed Income	23.5%	2.5%
Real Estate**	9.0%	4.5%
Alternative Assets	10.0%	6.1%
Total	100.00%	

**INDIAN CAPITAL TECHNOLOGY CENTER NO. 4
MUSKOGEE COUNTY, OKLAHOMA
NOTES TO THE FINANCIAL STATEMENTS
FOR THE YEAR ENDED JUNE 30, 2021**

Employee Retirement System (continued)

*The Domestic All Cap Equity total expected return is a combination of 3 rates – US Large cap, US Mid Cap and US Small Cap.

**The Real Estate total expected return is a combination of US Direct Real Estate (unlevered) and US Value added Real Estate (unlevered).

Discount rate – A single discount rate of 7.50% was used to measure the total pension liability as of June 30, 2019. This single discount rate was based solely on the expected rate of return on pension plan investments of 7.50%. Based on the stated assumptions and the projection of cash flows, the pension plan’s fiduciary net position and future contributions were projected to be available to finance all projected future benefit payments of current plan members. Therefore, the long-term expected rate of return on pension plan investments was applied to all periods of projected benefit payments to determine total pension liability.

Sensitivity of the Center’s proportionate share of the net pension liability to changes in the discount rate

The following presents the Center’s proportionate share of the net pension liability calculated using the discount rate of 7.50%, as well as what the Center’s proportionate share of the net pension liability would be if it were calculated using a discount rate that is 1-percentage point lower (6.50%) or 1-percentage point higher (8.50%) than the current rate:

	1% Decrease <u>(6.50%)</u>	Current Discount Rate <u>(7.50%)</u>	1% Increase <u>(8.50%)</u>
Center’s proportionate share of the net pension liability	<u>\$ 25,365,482</u>	<u>\$ 19,005,196</u>	<u>\$ 13,739,870</u>

7. Other Post-Employment Benefits OPEB

Plan Description – The District as the employer, participates in the Supplemental Health Insurance Program – a cost sharing multiple-employer defined benefit OPEB plan administered by the Oklahoma Teachers Retirement System (OTRS). Title 74 O. S. Sec. 1316.3 defines the health insurance benefits. The authority to establish and amend benefit provisions rests with the State Legislature. OTRS issues a publicly available financial report that can be obtained at www.ok.gov/OTRS

Benefits Provided – OTRS pays a medical insurance supplement to eligible members who elect to continue their employer provided health insurance. The supplement payment is between \$100 and \$105 per month, remitted to the Oklahoma Management Enterprise Services Employees Group Insurance Division, provided the member has ten (10) years of Oklahoma service prior to retirement.

Contributions – Employer and employee contributions are made based upon the TRS Plan provisions contained in Title 70, as amended. However the statutes do not specify or identify any particular contribution source to pay the health insurance subsidy. Based on the contribution requirements of Title 70 employers and employees contribute a single amount based on a single contribution rate as described in Note 6 from this amount OTRS allocates a portion of the contributions to the supplemental health insurance program. The cost of the supplemental health insurance program averages 1.5% of normal cost, as determined by an actuarial valuation.

OPEB Liabilities (Assets), OPEB Expense, and Deferred Outflows of Resources and Deferred Inflows of Resources Related to OPEB – At June 30, 2021, the District reported an asset of \$19,839 for its proportionate share of the new OPEB asset. The net OPEB asset was measured as of June 30, 2020, and the total OPEB asset used to calculate the net OPEB asset was determined by an actuarial valuation as of June 30, 2020. The District’s proportion of the net OPEB asset was based on the District’s contributions received by the OPEB plan relative to the total contributions received by the OPEB plan for all participating employers as of June 30, 2020. Based upon this information, the District’s proportion was 0.20026059% percent.

**INDIAN CAPITAL TECHNOLOGY CENTER NO. 4
MUSKOGEE COUNTY, OKLAHOMA
NOTES TO THE FINANCIAL STATEMENTS
FOR THE YEAR ENDED JUNE 30, 2021**

For the year ended June 30, 2021, the District recognized OPEB expense of \$1,858. At June 30, 2021, the District reported deferred outflows of resources and deferred inflows of resources related to OPEB from the following sources:

	Deferred Outflows of Resources		Deferred Inflows of Resources
Differences between expected and actual experience	\$	-	\$ 43,584
Net difference between projected and actual earnings on OPEB plan investments		42,925	-
Changes in proportion		1,143	284
Contributions during measurement date		6,971	11
District contributions subsequent to the measurement date		1,858	-
Total	\$	96,228	\$ 43,879

The \$1,858 reported as deferred outflows of resources related to OPEB resulting from District contributions subsequent to the measurement date will be recognized as a reduction of the net OPEB liability (asset) in the year ended June 30, 2021. Other amounts reported as deferred outflows of resources and deferred inflows of resources related to OPEB will be recognized in OPEB expense as follows:

Year ended June 30:	
2022	\$(1,277)
2023	10,969
2024	17,774
2025	15,966
2026	5,765
Thereafter	1,294
	\$50,491

**INDIAN CAPITAL TECHNOLOGY CENTER NO. 4
MUSKOGEE COUNTY, OKLAHOMA
NOTES TO THE FINANCIAL STATEMENTS
FOR THE YEAR ENDED JUNE 30, 2021**

OPEB (continued)

Actuarial Assumptions – The total OPEB liability (asset) as of June 30, 2018, was determined based on an actuarial valuation prepared as of June 30, 2019, using the following actuarial assumptions:

- Actuarial Cost method-Entry Age
- Inflation – 2.50%
- Salary Increases-Composed of 3.00% inflation, plus.75 percent productivity increase rate, plus step-rate promotional increases for members with less than 25 years of service.
- Investment Rate of Return-7.50%
- Retirement Age-Experience-based table of rates based on age, service, and gender. Adopted by the Board in May 2015 in conjunction with the five year experience study for the period ending June 30, 2014
- Mortality Rates after Retirement – Males: RP-2000 Combined Healthy mortality table for males with White Collar Adjustments. Generational mortality improvements in accordance with Scale BB from the table’s base year of 2000. Females: GRS Southwest Region Teacher Mortality Table, scaled at 105%. Generational mortality improvements in accordance with Scale BB from the table’s base year of 2012.
- Mortality Rates for Active Members – RP-2000 Employee Mortality tables, with male rates multiplied by 60% and female rates multiplied by 50%.
- Health care trend rate – not applicable as the benefit provided is a set dollar amount not impacted by health care costs.

Asset Class	Target Asset Allocation	Long-Term Expected Real Rate of Return
Domestic Equity	38.5%	7.5%
International Equity	19.0%	8.5%
Fixed Income	23.5%	2.5%
Real Estate**	9.0%	4.5%
Alternative Assets	10.0%	6.1%
Total	100.00%	

** The Real Estate total expected return is a combination of US Direct Real Estate (unlevered) and US Value added Real Estate (unlevered).

Discount Rate – A single discount rate of 7.50% was used to measure the total OPRB liability (asset) as of June 30, 2021. This single discount rate was based solely on the expected rate of return on OPEB plan investments of 7.50%. Based on the stated assumptions and the projection of cash flows, the OPEB plan’s fiduciary net position and future contributions were projected to be available to finance all projected future payments of current plan members. Therefore, the long term expected rate of return on OPEB plan investments was applied to all periods of projected benefit payments to determine the total OPEB liability (asset). The projection of cash flows used to determine this single discount rate assumed that plan member and employer contributions will be made at the statutory levels and remain a level percentage of payrolls. The projection of cash flows also assumed that the State’s contribution plus the matching contributions will remain a constant percent of projected member payroll based on the past five years of actual contributions.

**INDIAN CAPITAL TECHNOLOGY CENTER NO. 4
MUSKOGEE COUNTY, OKLAHOMA
NOTES TO THE FINANCIAL STATEMENTS
FOR THE YEAR ENDED JUNE 30, 2021**

OPEB (continued)

Sensitivity of the Net OPEB Liability (Asset) to Changes in the Discount Rate – The following presents the net OPEB liability (asset) of the employer calculated using the discount rate of 7.5%, as well as what the Plan’s net OPEB liability (asset) would be if it were calculated using a discount rate that is 1-percentage-point higher (8.5%) than the current rate:

	1% Decrease (6.5%)	Current Discount Rate (7.5%)	1% Increase (8.5%)
Employer’s Net OPEB Liability (asset) \$	\$ 72,019	\$ (19,839)	\$ (97,733)

OPEB Plan Fiduciary Net Position – Detailed information about the OPEB plan’s fiduciary net position is available in the separately issued financial report of the OTRS; which can be located at www.ok.gov/OTRS.

8. General Long-Term Debt

State statutes prohibit the Center from becoming indebted in an amount exceeding the revenue to be received for any fiscal year without approval by the Center’s voters.

At June 30, 2021, the Center had not incurred any debt under these provisions.

9. Litigation

The Center is contingently liable for lawsuits and other claims in the ordinary course of its operations. The settlement of such contingencies under the budgetary process would require appropriation of revenues yet to be realized and would not materially affect the financial position of the Center at June 30, 2021.

10. Contingent Liabilities

The Center receives significant financial assistance from the United States government in the form of grants and other federal assistance. Entitlement to the resources is generally conditioned upon compliance with terms and conditions of the grant agreements and applicable federal regulations, including the expenditure of the resources for eligible purposes. Substantially all grants are subject to financial and compliance audits by the grantors. Any disallowances as a result of these audits become a liability of the Center. The Center estimates that no material liabilities will result from such audits.

11. Risk Management

The Center is exposed to various risks of loss related to torts; theft of, damage to and destruction of assets; errors and omissions; injuries to employees; or acts of God. The Center purchases commercial insurance to cover these risks. Settled claims resulting from these risks have not exceeded the commercial insurance coverage in any of the past three fiscal years.

**INDIAN CAPITAL TECHNOLOGY CENTER NO. 4
MUSKOGEE COUNTY, OKLAHOMA
NOTES TO THE FINANCIAL STATEMENTS
FOR THE YEAR ENDED JUNE 30, 2021**

12. Surety Bonds

The treasurer is bonded by Old Republic Surety Co, bond number W150379259, for the sum of \$100,000 for the term of July 1, 2020, to July 1, 2021.

The encumbrance clerk/minutes and activity fund clerk is bonded by Old Republic Surety Co, bond number W150379262, for the sum of \$100,000 for the term of July 1, 2020, to July 1, 2021.

The superintendent is bonded by Old Republic Surety Co., bond number LP02109006, for the penal sum of \$100,000 for the term of July 1, 2020, to July 1, 2021.

The assistant superintendent is bonded by Old Republic Surety Co., bond number w15031585, for the sum of \$100,000 for the term of July 1, 2020, to July 1, 2021.

The payroll clerk is bonded by Old Republic Surety Co., bond number LP02109005 for the sum of \$100,000 for the term of July 1, 2020 to July 1, 2021.

The financial aid officer is bonded by Old Republic Surety Co., bond number W1500267287, for the sum of \$100,000 for September 1, 2020 to September 1, 2021.

13. Early Retirement Incentive Program

The Board of Education of Indian Capital Technology Center has approved an Early Retirement Incentive Program. Employees meeting certain criteria of the program receives retirement payments for sixty (60) months, or until the retiree attains the age of 65, or until death of retiree, whichever is first to occur. Annual retirement payments are based on 15% of retiree's gross salary not to exceed \$6,000.00.

At June 30, 2021, the following amounts were outstanding for Early Retirement Incentive.

<u>Fiscal Year</u>	<u>Incentive Payments</u>
2022	60,314
2023	59,314
2024	50,611
2025	30,210
2026	12,476
Total	\$ <u>212,925</u>

**INDIAN CAPITAL TECHNOLOGY CENTER NO. 4
MUSKOGEE COUNTY, OKLAHOMA
NOTES TO THE FINANCIAL STATEMENTS
FOR THE YEAR ENDED JUNE 30, 2021**

14. Long-Term Liabilities

The following is a summary of long-term liabilities of the Center for the year ended June 30, 2021.

	Balance July 1, 2020	Additions	Retirements	Balance JUNE 30, 2021
Compensated Absences	\$ 643,754	\$ -	\$ 51,967	\$ 591,787
Voluntary Retirement Incentive	216,683	-	3,758	212,925
 Total	 \$ 860,437	 \$ -	 \$ 55,725	 \$ 804,712
 Less: Amounts Due Within One Year				 60,314
 Total Long-Term Debt				 \$ 744,398

15. Tax Abatement

The State of Oklahoma has authorized by Oklahoma Statute 62-850, the creation of tax increment financing (TIF) districts. These districts are intended to provide incentives and exemptions from taxation within certain areas to encourage investment, development, and economic growth. The City of Muskogee has created a TIF district. This TIF district reduces the ad valorem taxes remitted to the Center over the term of the agreements.

Oklahoma Statute Title 31 offers a homestead exemption of up to 1 acre of property in an urban area or 160 acres in a rural area. These homestead exemptions reduce the ad valorem taxes remitted to the Center.

For the year ended June 30, 2021, abated property taxes from the TIF districts were \$21,904.

16. Restatement of Fund Balance

The Center's June 30, 2020 Net Position was adjusted in accordance with GASB No. 84 which requires Fiduciary Activities to be reported in the Government Fund Schedules.

	Government Funds	Government- Wide
	Activity Fund	Net Position
Fund Balance, beginning of year, as previously stated:	\$ -	\$ 30,669,958
 Increase due to implementation of GASB 84:	 555,011	 555,011
 Fund Balance, beginning of year, as restated :	 \$ 555,011	 \$ 31,224,969

COMBINING FINANCIAL STATEMENTS

**INDIAN CAPITAL TECHNOLOGY CENTER NO. 4
STATEMENT OF NET POSITION - FIDUCIARY FUND
JUNE 30, 2021**

		<u>Agency Fund</u>	
ASSETS			
Cash	\$	-	
Investments		-	
Receivables		<u>5,297</u>	
Total assets	\$	<u><u>5,297</u></u>	
LIABILITIES AND NET POSITION			
Liabilities:			
Due to other funds	\$	-	
Due to student organizations		<u>5,297</u>	
Total liabilities	\$	<u><u>5,297</u></u>	
Net position			
Unreserved/undesignated	\$	<u>-</u>	
Total liabilities and net position	\$	<u><u>5,297</u></u>	

**INDIAN CAPITAL TECHNOLOGY CENTER NO. 4
STATEMENT OF CHANGES IN PELL GRANT FUND NET POSITION
FOR THE YEAR ENDED JUNE 30, 2021**

		<u>Agency Fund</u>	
			<u>Pell Grant Fund</u>
Revenues			
Local sources			
Interest	\$	-	
Miscellaneous		-	
Federal sources			
Grants		1,049,416	
Pell Administration Fees		<u>1,045</u>	
Total revenues	\$	<u>1,050,461</u>	
Expenditures			
Other outlays			
Administration fee	\$	1,045	
Tuition, Books and Fees		-	
Supplies			
Student Financial Assistance		<u>1,049,416</u>	
Total expenditures	\$	<u>1,050,461</u>	
Excess of revenues over expenditures	\$	<u>-</u>	
Transfers In(out)	\$	<u>-</u>	
Net position, beginning of year	\$	<u>-</u>	
Net position, end of year	\$	<u><u>-</u></u>	

REQUIRED SUPPLEMENTARY INFORMATION

**INDIAN CAPITAL TECHNOLOGY DISTRICT NO. 4
BUDGETARY COMPARISON SCHEDULE - BUDGETARY BASIS
GENERAL FUND
FOR THE YEAR ENDED JUNE 30, 2021**

	<u>Original Budget</u>	<u>Final Budget</u>	<u>Actual</u>	<u>Variance with Final Budget Favorable (Unfavorable)</u>
Fund balances, beginning of year	\$ 8,860,144	\$ 8,860,144	\$ 8,860,144	\$ -
Revenues:				
Local sources	\$ 11,437,029	\$ 11,437,029	\$ 13,452,476	\$ 2,015,447
Intermediate sources	-	-	-	-
State sources	4,830,825	4,830,825	4,951,661	120,836
Federal sources	842,967	842,967	2,873,180	2,030,213
Non-Revenue sources	-	-	12,596	12,596
Total revenues	<u>\$ 17,110,821</u>	<u>\$ 17,110,821</u>	<u>\$ 21,289,913</u>	<u>\$ 4,179,092</u>
Expenditures :				
Instruction	\$ 7,626,346	\$ 7,626,346	\$ 7,041,915	\$ 584,431
Support services	13,507,426	13,507,426	9,630,807	3,876,619
Non-instructional services	1,228,885	1,228,885	875,288	353,597
Capital outlay	117,815	117,815	13,632	104,183
Other Outlays	407,804	407,804	100,892	306,912
Other uses	2,932,327	2,932,327	2,511,655	420,672
Repayments	150,362	150,362	16,135	134,227
Total expenditures	<u>\$ 25,970,965</u>	<u>\$ 25,970,965</u>	<u>\$ 20,190,324</u>	<u>\$ 5,780,641</u>
Excess of revenues over (under) expenses before adjustments to prior year encumbrances	<u>\$ -</u>	<u>\$ -</u>	<u>\$ 9,959,733</u>	<u>\$ 9,959,733</u>
Adjustments to prior year encumbrances			<u>395,023</u>	
Other financing sources (uses):				
Operating transfers in/out			-	
Bank charges			-	
Total other financing sources (uses)			<u>-</u>	
Cash fund balance, end of year - Budgetary basis			<u>\$ 10,354,756</u>	
Reconciliation of budgetary basis fund balance with GAAP fund balance				
Budgetary fund balance, June 30, 2021			\$ 10,354,756	
Accounts receivable not recognized as revenue			669,715	
Prepaid insurance, expensed in Budgetary Basis			15,639	
Expenses not recognized in Budgetary Basis			(522,591)	
Expenses not recognized in GAAP Basis			<u>679,787</u>	
GAAP fund balance, end of year			<u>\$ 11,197,306</u>	

INDIAN CAPITAL TECHNOLOGY DISTRICT NO. 4
BUDGETARY COMPARISON SCHEDULE - BUDGETARY BASIS
BUILDING FUND
FOR THE YEAR ENDED JUNE 30, 2021

	<u>Original Budget</u>	<u>Final Budget</u>	<u>Actual</u>	<u>Variance with Final Budget Favorable (Unfavorable)</u>
Fund balances, beginning of year	\$ 12,106,444	\$ 12,106,444	\$ 12,106,444	\$ -
Revenues:				
Local sources	\$ 2,572,488	\$ 2,572,488	\$ 3,121,981	\$ 549,493
Intermediate sources	-	-	-	-
State sources	-	-	209	209
Federal sources	-	-	2,452	2,452
Total revenues	<u>\$ 2,572,488</u>	<u>\$ 2,572,488</u>	<u>\$ 3,124,642</u>	<u>\$ 552,154</u>
Expenditures :				
Instruction	\$ 1,137,938	\$ 1,137,938	\$ 658,683	\$ 479,255
Support services	2,140,312	2,140,312	474,397	1,665,915
Non-instructional services	-	-	-	-
Capital outlay	5,334,659	5,334,659	1,205,553	4,129,106
Other outlays	5,432,823	5,432,823	9,725	5,423,098
Other uses	633,200	633,200	580,024	53,176
Total expenditures	<u>\$ 14,678,932</u>	<u>\$ 14,678,932</u>	<u>\$ 2,928,382</u>	<u>\$ 11,750,550</u>
Excess of revenues over (under) expenses before adjustments to prior year encumbrances	<u>\$ -</u>	<u>\$ -</u>	<u>\$ 12,302,704</u>	<u>\$ 12,302,704</u>
Adjustments to prior year encumbrances			<u>151,071</u>	
Other financing sources (uses):				
Operating transfers in/out			-	
Bank charges			-	
Total other financing sources (uses)			<u>-</u>	
Cash fund balance, end of year - Budgetary basis			<u>\$ 12,453,775</u>	
Reconciliation of budgetary basis fund balance with GAAP fund balance				
Budgetary fund balance, June 30, 2021			\$ 12,453,775	
Taxes & misc. receivable not recognized as revenue			50,610	
Expenses not recognized in Budgetary Basis (accounts payable)			(59,838)	
Expenses not recognized in GAAP basis (reserves)			925,381	
GAAP fund balance, end of year			<u>\$ 13,369,928</u>	

INDIAN CAPITAL TECHNOLOGY CENTER NO. 4
MUSKOGEE COUNTY, OKLAHOMA
SCHEDULE OF THE PROPORTIONATE SHARE OF THE NET PENSION LIABILITY
OKLAHOMA TEACHERS RETIREMENT SYSTEM
LAST TEN FISCAL YEARS*
FOR THE YEAR END JUNE 30, 2021

	2015	2016	2017	2018	2019	2020	2021
School's Proportion of the net pension liability	0.21787409%	0.21538489%	0.20965792%	0.21382160%	0.20529806%	0.19912090%	20.02605900%
School's proportionate share of the net pension liability	\$ 11,721,335	13,079,804	17,497,122	14,157,806	12,408,445	\$ 13,177,820	\$ 19,005,196
School's covered-employee payroll	\$ 8,453,210	8,325,592	8,437,901	8,211,100	8,829,697	\$ 9,114,724	\$ 9,257,621
School's proportionate share of the net pension liability as a percentage of its covered-employee payroll	139%	157%	207%	172%	141%	145%	205%
Plan fiduciary net position as a percentage of total pension liability	72.43%	70.31%	62.24%	69.32%	72.74%	71.56%	63.47%

*The amounts present for each fiscal year were determined as of 6/30.

Note to Schedule:

Information to present a 10 year history is not readily available.

INDIAN CAPITAL TECHNOLOGY CENTER NO. 4
MUSKOGEE COUNTY, OKLAHOMA
SCHEDULE OF THE CONTRIBUTIONS
OKLAHOMA TEACHERS RETIREMENT SYSTEM
LAST TEN FISCAL YEARS*
FOR THE YEAR END JUNE 30, 2021

	2016	2017	2018	2019	2020	2021
Contractually required contribution	\$ 856,786	855,582	857,876	891,924	\$ 865,899	879,474
Contributions in relation to the contractually required contribution	856,786	855,582	857,876	891,924	865,899	879,474
Contribution deficiency (excess)	-	-	-	-	-	-
School's covered-employee payroll	\$ 9,018,786	9,006,114	9,030,263	9,388,672	\$ 9,114,724	9,257,621
Contributions as a percentage of covered-employee payroll	9.50%	9.50%	9.50%	9.50%	9.50%	9.50%

Notes to Schedule:

Information to present a 10 year history is not readily available.

INDIAN CAPITAL TECHNOLOGY CENTER NO. 4
MUSKOGEE COUNTY, OKLAHOMA
SCHEDULE OF THE PROPORTIONATE SHARE OF THE NET OPEB LIABILITY (ASSET)
SUPPLEMENTAL HEALTH INSURANCE PROGRAMS
LAST TEN FISCAL YEARS* (DOLLAR AMOUNTS IN THOUSANDS)
FOR THE YEAR END JUNE 30, 2021

	<u>2018</u>	<u>2019</u>	<u>2020</u>	<u>2021</u>
District's portion of the net OPEB liability (asset)	0.21382900%	0.20529806%	0.19914300%	0.20026059%
District's proportionate share of the net OPEB liability (asset)	\$ (95,355)	(132,675) \$	(123,135)	(19,839)
District's covered payroll	\$ 8,211,100	8,829,697 \$	9,114,724	9,257,621
District's proportionate share of the new OPEB liability (asset) as a percentage of its Covered-employee payroll	1.16%	1.50%	1.35%	0.21%
Plan fiduciary net position as a percentage of the total OPEB liability (asset)	110.40%	115.40%	115.07%	102.30%

*The amount present for each fiscal year were determined as of 6/30

Notes to Schedule:

Only the current and prior fiscal year is presented because 10-year data is not yet available.

INDIAN CAPITAL TECHNOLOGY CENTER NO. 4
MUSKOGEE COUNTY, OKLAHOMA
SCHEDULE OF THE DISTRICT'S CONTRIBUTIONS
SUPPLEMENTAL HEALTH INSURANCE PROGRAMS
LAST TEN FISCAL YEARS* (DOLLAR AMOUNTS IN THOUSANDS)
FOR THE YEAR END JUNE 30, 2021

	<u>2017</u>	<u>2018</u>	<u>2019</u>	<u>2020</u>	<u>2021</u>
Contractually required contribution	\$ 13,777	13,824	\$ 13,127	\$ 12,205	96,228
Contributions in relation to the contractually required contribution	<u>13,777</u>	<u>13,824</u>	<u>13,127</u>	<u>12,205</u>	<u>96,228</u>
Contribution deficiency (excess)	<u>\$ -</u>	<u>-</u>	<u>\$ -</u>	<u>\$ -</u>	<u>-</u>
District's covered payroll	\$ 8,437,901	8,211,100	\$ 8,829,697	\$ 9,114,724	9,257,621
Contributions as a percentage of covered-payroll	0.16%	0.16%	0.14%	0.19%	1.04%

Notes to Schedule:

Only the current and prior three (3) fiscal years are presented because 10-year data is not yet available.

SUPPLEMENTARY INFORMATION

INDIAN CAPITAL TECHNOLOGY CENTER NO. 4
SCHEDULE OF FEDERAL AWARDS EXPENDED
FOR THE YEAR ENDED JUNE 30, 2021

Federal Grantor/Pass-Through Grantor/Program Title	Federal CFDA #	Grantor's Number	Balance at July 1, 2020	Receipts	Expenditures	Balance at June 30, 2021
<u>U.S. Department of Education</u>						
Direct Programs:						
<u>2020-2021 Programs</u>						
Pell Grant	84.063	PO63P203286	\$ -	\$ 1,049,416	\$ 1,049,416	\$ -
Pell Admin	84.063	P063Q203286		1,045	1,045	-
COVID 19 Education Stabilization Fund Under the Coronavirus Aid, Relief, and Economic Security Act Higher Education Emergency Relief (HEERF)- Institution	84.425F	P425F203965	336,730	-	318,283	18,447
COVID 19 Education Stabilization Fund Under the Coronavirus Aid, Relief, and Economic Security Act Higher Education Emergency Relief (HEERF) Student	84.425E	P425E204712	50,672		50,672	-
COVID 19 Coronavirus Response and Relief Supplemental Appropriation Act 2021 (HEERF-2)- Institution	84.425E	P425F203965	-	435,925	435,924	-
COVID 19 Coronavirus Response and Relief Supplemental Appropriation Act 2021 (HEERF-2)- Student	84.425E	P425E204712	-	442,967	442,967	-
COVID 19 American Rescue Plan Act of 2021 (HEERF-3)- Institution -Note 1	84.425F	P425F203965	-	279,257	227,020	52,237
US Dept of Education Direct Sub-Total			\$ 387,402	2,208,610	2,525,327	70,684
Passed-Through State Department of Career and Technology Education						
<u>2020-2021 Programs</u>						
Carl Perkins Consortium	84.048	N/A	\$ -	\$ 333,034	\$ 333,034	\$ -
Carl Perkins Secondary	84.048	N/A	-	36,123	36,123	-
Tech Centers That Work	84.048	N/A	-	11,351	11,351	-
Sub-Total			\$ -	\$ 380,508	\$ 380,509	\$ -
<u>2020-2021 Programs</u>						
* Bid Assistance Center	12.002	N/A	\$ -	\$ 35,089	\$ 35,089	\$ -
Sub-Total			\$ -	\$ 35,089	\$ 35,089	\$ -
Passed -Through State Department of Career and Technology Education						
<u>2020-2021 Programs</u>						
Temporary Assistance for Needy Families	93.558	N/A	\$ -	\$ 167,359	\$ 167,359	\$ -
Sub-Total			\$ -	\$ 167,359	\$ 167,359	\$ -
Oklahoma Alliance for Manufacturing Excellence, Inc						
<u>2020-2021 Programs</u>						
Manufacturing Excellence, Inc	11.611	N/A	\$ -	\$ 9,146	\$ 9,146	\$ -
Sub-Total			\$ -	\$ 9,146	\$ 9,146	\$ -
TOTAL FEDERAL ASSISTANCE			\$ 387,402	\$ 2,800,712	\$ 3,117,429	\$ 70,684

* Major Program

The accompanying notes are an integral part of this schedule.

**INDIAN CAPITAL TECHNOLOGY CENTER NO. 4
MUSKOGEE COUNTY, OKLAHOMA
NOTES TO THE SCHEDULE OF EXPENDITURES OF FEDERAL AWARDS
FOR THE YEAR ENDED JUNE 30, 2021**

1. For all federal programs, the Center uses the fund types prescribed by the Oklahoma State Department of Career and Technology Education and conforms to the system of accounting authorized by the State of Oklahoma. The General Fund is used to account for resources restricted, or designated for, specific purposes by a grantor. Student Financial Assistance funds are transacted through a separate Pell Grant Fund, which the Center has classified as an Agency fund. Agency Funds are considered Fiduciary Fund types.
2. The accounting and financial reporting treatment applied to a fund is determined by its' measurement focus. The Governmental Fund types are accounted for using a current financial measurement focus. All Federal grant funds were accounted for in the General and Agency Funds. With this measurement focus, only current assets and current liabilities and the fund balance are included on the balance sheet. Operating statements of these funds present increases and decreases in net current assets.

The modified accrual basis of accounting is used for the Governmental Fund types. This basis of accounting recognizes revenue in the accounting period in which they become susceptible to accrual, i.e., both measurable and available, and expenditures in the accounting period in which the fund liability is incurred, and certain compensated absences and claims and judgments, which are recognized when the obligations are expected to be liquidated with expendable available financial resources.

Federal grant funds are considered to be earned to the extent of expenditures made under the provisions of the grant, and accordingly, when such funds are received, they are recorded as deferred revenue until earned.

**INDIAN CAPITAL TECHNOLOGY CENTER NO. 4
SCHOOL ACTIVITY FUND
STATEMENT OF REVENUES, EXPENDITURES, AND SUB-ACCOUNT BALANCES
FOR THE YEAR ENDED JUNE 30, 2021**

Activities	Balance 7-1-20	Deposited	Net Transfers/ Adjustments	Disbursed	Balance 6-30-21
Bank Minimum Balance	\$ -	\$ -	\$ 2,000.00	\$ -	\$ 2,000
Skills USA Dues	1,641	3,420	351	3,480	1,932
Skills USA Fundraisers	425	270	350	-	1,045
HOSA Dues	2,908	2,484	483	2,584	3,291
HOSA Fundraisers	1,082	133	217	-	1,432
FCCLA Dues	193	687	-	605	275
BPA Fundraisers	1,089	531	350	531	1,439
BPA Dues	1,111	640	350	640	1,461
RAD Tech Activities	6,804	12,196	143	7,457	11,686
Cafeteria	6,158	100,848	2,795	99,236	10,565
Interest-Citifund	79	-	(60)	-	19
Miscellaneous	11,488	6,874	3,023	5,534	15,851
Refund Tuition/Books	10,204	50,517	4,929	58,151	7,499
Scholarship Fund	4,559	-	-	-	4,559
Scholarship Fund-Wilson	17,520	-	1,529	600	18,449
Scholarship Fund-Sallisaw	561	-	(561)	-	-
Scholarship Fund-Tahlequah	354	-	(354)	-	-
Scholarship Fund-C. Williams	4,447	-	-	-	4,447
Scholarship Fund-Stilwell	615	-	(615)	-	-
Scholarship Fund-Carpentry	4,103	-	-	-	4,103
Scholarship Fund-Home Builder	-	-	-	-	-
Health Certification	175,497	53,782	(33,327)	18,955	176,997
Paraprofessional Certification	2,909	451	600	-	3,960
Student Certification	6,886	1,924	1,600	1,955	8,455
CPR-First Aid Certification	2,217	1,181	295	745	2,948
OSHA 10 Certification	173	794	116	786	297
Citifund	26,186	-	1,074	-	27,260
Practical Nursing Activities	34,905	60,322	(2)	49,727	45,498
Surg Tech Activities	18,115	5,160	-	1,442	21,833
Occupational Therapy Activities	22,398	6,810	143	9,187	20,164
Physical Therapy Student Act	23,838	12,641	582	11,989	25,072
Student Activities	79,364	13,766	26,717	10,598	109,249
Student Meals	41,139	-	9,052	-	50,191
A-Team	1,102	-	-	-	1,102
Board Activities	823	-	3,284	1,912	2,195
Employee Insurance	5,965	471	-	471	5,965
Oklahoma Health Care Coalitior	14,890	-	-	-	14,890
Student Financial	6,809	94,131	2,263	95,131	8,072
Gene Haas Scholarship	5,454	10,000	1	3,521	11,934
Bank Minimum Balance	11,000	-	-	-	11,000
Total Activities	\$ 555,011.00	\$ 440,033.00	\$ 25,328.00	\$ 385,237.00	\$ 635,135.00

REPORTS REQUIRED BY *GOVERNMENT AUDITING STANDARDS*

KERRY JOHN PATTEN, C.P.A.

2101 N. Willow Ave.
Broken Arrow, OK 74012
Phone Number (918) 250-8838
FAX Number (918) 250-9853



INDEPENDENT AUDITOR'S REPORT ON INTERNAL CONTROL OVER FINANCIAL REPORTING AND ON COMPLIANCE AND OTHER MATTERS BASED ON AN AUDIT OF FINANCIAL STATEMENTS PERFORMED IN ACCORDANCE WITH GOVERNMENT AUDITING STANDARDS

The Honorable Board of Education
Indian Capital Technology Center No. 4
Muskogee County, Oklahoma

I have audited, in accordance with auditing standards generally accepted in the United States of America and the standards applicable to financial audits contained in *Government Auditing Standards*, issued by the Comptroller General of the United States, the financial statements of the governmental activities, each major fund, and the aggregate remaining fund information of Indian Capital Technology Center No. 4, Muskogee County, Oklahoma (Center), as of and for the year ended JUNE 30, 2021, and the related notes to the financial statements, which collectively comprise the Center's financial statements, and have issued my report thereon dated February 7, 2022.

Internal Control over Financial Reporting

In planning and performing my audit of the financial statements, I considered the Center's internal control over financial reporting (internal control) to determine the audit procedures that are appropriate in the circumstances for the purpose of expressing my opinions on the financial statements, but not for the purpose of expressing an opinion on the effectiveness of the Center's internal control. Accordingly, I do not express an opinion on the effectiveness of the Center's internal control.

A deficiency in internal control exists when the design or operation of a control does not allow management or employees, in the normal course of performing their assigned functions, to prevent, or detect and correct misstatements on a timely basis. *A material weakness* is a deficiency, or combination of deficiencies, in internal control, such that there is a reasonable possibility that a material misstatement of the entity's financial statements will not be prevented, or detected and corrected on a timely basis. *A significant deficiency* is a deficiency, or a combination of deficiencies, in internal control that is less severe than a material weakness, yet important enough to merit attention by those charged with governance.

My consideration of internal control was for the limited purpose described in the first paragraph of this section and was not designed to identify all deficiencies in internal control that might be material weaknesses or significant deficiencies. Given these limitations, during my audit I did not identify any deficiencies in internal control that I consider to be material weaknesses. However, material weaknesses may exist that have not been identified.

Compliance and Other Matters

As part of obtaining reasonable assurance about whether the Center's financial statements are free of material misstatement, I performed tests of its compliance with certain provisions of laws, regulations, contracts and grant agreements, noncompliance with which could have a direct and material effect on the determination of financial statement amounts. However, providing an opinion on compliance with those provisions was not an objective of my audit, and accordingly, I do not express such an opinion. The results of my tests disclosed no instances of noncompliance or other matters that are required to be reported under *Government Auditing Standards*.

Purpose of this Report


This report is solely to describe the scope of my testing of internal control and compliance and the results of that testing, and not to provide an opinion on the effectiveness of the entity's internal control or on compliance. This report is an integral part of an audit performed in accordance with *Government Auditing Standards* in considering the entity's internal control and compliance. Accordingly, this communication is not suitable for any other purpose.



Kerry John Patten, C.P.A.
Broken Arrow, OK
February 7, 2022

KERRY JOHN PATTEN, C.P.A.

2101 N. Willow Ave.
Broken Arrow, OK 74012
Phone Number (918) 250-8838
FAX Number (918) 250-9853



INDEPENDENT AUDITOR'S REPORT ON COMPLIANCE FOR EACH MAJOR FEDERAL PROGRAM; REPORT ON INTERNAL CONTROL OVER COMPLIANCE; AND REPORT ON THE SCHEDULE OF EXPENDITURES OF FEDERAL AWARDS REQUIRED BY THE UNIFORM GUIDANCE

The Honorable Board of Education
Indian Capital Technology Center No. 4
Muskogee County, Oklahoma

Report on Compliance for Each Major Federal Program

I have audited the compliance of Indian Capital Technology Center No. 4, Muskogee County, Oklahoma (Center's) compliance with the types of compliance requirements described in the U.S. Office of Management and Budget (OMB) *Compliance Supplement* that could have a direct and material effect on each of the Center's major federal programs for the year ended June 30, 2021. The Center's major federal programs are identified in the summary of auditor's results section of the accompanying schedule of findings and questioned costs.

Management's Responsibility

Management is responsible for compliance with the requirements of laws, regulations, contracts, and grants applicable to its federal programs.

Auditor's Responsibility

My responsibility is to express an opinion on compliance for each of the Center's major federal programs based on my audit of the types of compliance requirements referred to above. I conducted my audit of compliance in accordance with auditing standards generally accepted in the United States of America; the standards applicable to financial audits contained Title 2 U.S. *Code of Federal Regulations* (CFR) Part 200, *Uniform Administrative Requirements, Cost Principles, and Audit Requirements for Federal Awards* (Uniform Guidance). Those standards and Uniform Guidance require that I plan and perform the audit to obtain reasonable assurance about whether noncompliance with the types of compliance requirements referred to above that could have a direct and material effect on a major program occurred. An audit includes examining on a test basis, evidence about the Center's compliance with those requirements and performing such other procedures as I consider necessary in the circumstances.

I believe that my audit provides a reasonable basis for my opinion on compliance for each major federal program. However, my audit does not provide a legal determination of the Center's compliance.

Opinion on Each Major Federal Program

In my opinion, Indian Capital Technology Center, No. 4 Muskogee County, Oklahoma, complied, in all material respects, with the types of compliance requirements referred to above that could have a direct and material effect on each of its major federal programs for the year ended June 30, 2021.

Report on Internal Control Over Compliance

Management of Indian Capital Technology Center No. 4, Muskogee County, Oklahoma (Center), is responsible for establishing and maintaining effective internal control over compliance with the types of compliance requirements referred to above. In planning and performing my audit of compliance, I considered the Center's internal control over compliance with the types of requirements that could have a direct and material effect on each major federal program to determine the auditing procedures that are appropriate in the circumstances for the purpose of expressing an opinion on compliance for each major federal program and to test and report on internal control over compliance in accordance with Uniform Guidance, but not for the purpose of expressing an opinion on effectiveness of internal control over compliance. Accordingly, I do not express an opinion on the effectiveness of the Center's internal control over compliance.

A deficiency in internal control over compliance exists when the design or operation of a control over compliance does not allow management or employees, in the normal course of performing their assigned functions, to prevent, or detect and correct, noncompliance with a type of compliance requirement of a federal program, on a timely basis. *A material weakness in internal control over compliance* is a deficiency, or combination of deficiencies, in internal control over compliance, such that there is a reasonable possibility that material noncompliance with a type of compliance requirement of a federal program will not be prevented, or detected and corrected on, a timely basis. A significant deficiency in internal control over compliance is a deficiency, or a combination of deficiencies, in internal control over compliance with a type of compliance requirement of a federal program that is less severe than a material weakness in internal control over compliance, yet important enough to merit attention by those charged with governance.

My consideration of internal control over compliance was for the limited purpose described in the first paragraph of this section and was not designed to identify all deficiencies in internal control over compliance that might be material weaknesses or significant deficiencies. I did not identify any deficiencies in internal control over compliance that I considered to be material weaknesses. However, material weaknesses may exist that have not been identified.

The purpose of this report on internal control over compliance is solely to describe the scope of my testing of internal control over compliance and the results of that testing based on the requirements of Uniform Guidance. Accordingly, this report is not suitable for any other purpose.



Kerry John Patten, C.P.A.
Broken Arrow, OK
February 7, 2022

**INDIAN CAPITAL TECHNOLOGY CENTER NO. 4
MUSKOGEE COUNTY, OKLAHOMA
SCHEDULE OF FINDINGS AND QUESTIONED COSTS
FOR THE YEAR ENDED JUNE 30, 2021**

A. SUMMARY OF AUDIT RESULTS

1. The auditor's report expresses an unqualified opinion on the basic financial statements of Indian Capital Technology Center.
2. There were no audit findings reported as a deficiency in internal control, which the auditor considers to be "significant deficiencies" as defined in A.I.C.P.A. standards.
3. No instances of noncompliance material to the financial statements of Indian Capital Technology Center which would be required to be reported in accordance with Government Auditing Standards were disclosed in the audit.
4. There were no audit findings reported of deficiencies in internal control over major programs, which the auditor considers to be "significant deficiencies" as defined by A.I.C.P.A. standards.
5. The auditor's report on compliance for the major federal award programs for Indian Capital Technology Center expresses an unqualified opinion on all major federal programs.
6. There were no audit findings relative to major federal award programs for Indian Capital Technology Center that are required to be reported in accordance with Uniform Guidance.
7. The programs tested as major programs included: Bid Assistance Center (12.002) and Educational Stabilization Fund under the Coronavirus Aid, Relief, and Economic Security Act Higher Education Emergency Relief (84.425E and 84.425F).
8. The threshold for distinguishing Types A and B programs was \$750,000.00.
9. Indian Capital Technology Center did qualify as a low-risk auditee.

B. FINDINGS – FINANCIAL STATEMENTS AUDIT

1. No matters were reported.

C. FINDINGS AND QUESTIONED COSTS – MAJOR FEDERAL AWARD PROGRAMS AUDIT

1. No matters were reported.

**INDIAN CAPITAL TECHNOLOGY CENTER NO. 4
MUSKOGEE COUNTY, OKLAHOMA
SUMMARY OF PRIOR AUDIT FINDINGS
JULY 1, 2020 TO JUNE 30, 2021**

The summary of prior audit findings is required to report the status of all audit findings reported in the prior audit's schedule of findings and questioned costs relative to federal awards.

The Center had no prior year audit findings relative to federal award programs.

**INDIAN CAPITAL TECHNOLOGY CENTER NO. 4
MUSKOGEE COUNTY, OKLAHOMA
SCHEDULE OF COMMENTS
JULY 1, 2020 TO JUNE 30, 2021**

Based on my tests of accounting records and related procedures, I found nothing to indicate that Indian Capital Technology Center No. 4 had not complied with significant compliance rules and regulations of the Oklahoma State Department of Career & Technology Education.

Previous Year's Audit Comments

There were no items in the school's 2019-20 audit report, which required correction.

I would like to express my appreciation for the courtesies and cooperation extended to us by Center administrators and employees during the course of this audit.

**INDIAN CAPITAL TECHNOLOGY CENTER NO. 4
MUSKOGEE COUNTY, OKLAHOMA
SCHEDULE OF ACCOUNTANT'S PROFESSIONAL LIABILITY INSURANCE AFFIDAVIT
JULY 1, 2020 TO JUNE 30, 2021**


State of Oklahoma)
County of Tulsa)

The undersigned auditing firm of lawful age, being first duly sworn on oath, says that said firm had in full force and effect Accountant's Professional Liability Insurance in accordance with the "Oklahoma Public School Audit Law" at the time of audit contract and during the entire audit engagement with Indian Capital Technology Center for the audit year 2020-21.

Kerry John Patten, C.P.A.
AUDITING FIRM

BY *Kerry John Patten*
AUTHORIZED AGENT

Subscribed and sworn to before me on this
9th day of February, 2022



[Signature]
NOTARY PUBLIC

My commission expires on:
14th day of October, 2023