

ANNUAL FINANCIAL REPORT
KIAMICHI TECHNOLOGY CENTER NO. 7
LATIMER COUNTY, OKLAHOMA
JULY 1, 2023 TO JUNE 30, 2024

AUDITED BY
Patten & Odom, CPAs, PLLC

KIAMICHI TECHNOLOGY CENTER NO. 7
LATIMER COUNTY, OKLAHOMA
SCHOOL CENTER OFFICIALS
JUNE 30, 2024

Board of Education

President	Mr. Ernie Taylor II
Vice-President	Ms. Anne Brooks
Clerk	Mr. Brock Whittington
Deputy Clerk	Ms. Betty Ford
Member	Ms. Colette Harper
Member	Mr. Ron Boyer
Member	Mr. Larry Culwell

Superintendent of Schools

Ms. Shelley D. Free

Technology Center Treasurer

Ms. April Chapman

Chief Financial Officer

Mr. Jeremy Quarry

**KIAMICHI TECHNOLOGY CENTER NO. 7
LATIMER COUNTY, OKLAHOMA
TABLE OF CONTENTS
JUNE 30, 2024**

	Page
Report of Independent Auditor	1
Management’s Discussion and Analysis	4
Basic Financial Statements	
Government-Wide Financial Statements -	
Statement of Net Position	8
Statement of Activities	9
Fund Financial Statements	
Statement of Fiduciary Net Position.....	10
Statement of Changes in Fiduciary Net Position.....	11
Balance Sheet –	
Governmental Funds	12
Statement of Revenues, Expenditures and Changes in Fund Balances –	
Governmental Funds	13
Reconciliation of Statement of Revenues, Expenditures	
and Changes in Fund Balances to the Statement of Activities.....	14
Notes to the Financial Statements	15
Required Supplementary Information	
Statement of Revenues, Expenditures, and Changes	
In Fund Balance – Budget and Actual – (Budgetary Basis) –	
General Fund.....	32
Statement of Revenues, Expenditures, and Changes	
In Fund Balance – Budget and Actual – (Budgetary Basis) –	
Building Fund.....	33
Schedule of Proportionate Share of the Net Pension Liability	
Oklahoma Teachers Retirement System	34
Schedule of Contributions to the Oklahoma Teachers Retirement System	35
Schedule of the District’s Proportionate Share of the Net OPEB Liability	
Supplemental Health Insurance Program	36
Schedule of the District’s Contributions	
Supplemental Health Insurance Program	37
Other Supplementary Information	
Schedule of Federal Awards Expended	38
Notes to the Schedule of Federal Awards Expended	39
Center Activity Fund – Statement of Net Position – Fiduciary Fund.....	40
Statement of Fiduciary Net Position – PELL Agency Funds	41
Statement of Changes in Fiduciary Net Position	42

(continued)

**KIAMICHI TECHNOLOGY CENTER NO. 7
LATIMER COUNTY, OKLAHOMA
TABLE OF CONTENTS
JUNE 30, 2024**

Reports Required by *Government Auditing Standards*

Independent Auditor’s Report on Internal Control over Financial Reporting and on Compliance and Other Matters Based on an Audit of Financial Statements Performed in Accordance With <i>Government Auditing Standards</i>	43
Independent Auditor’s Report on Compliance with Requirements That Could Have a Direct Material Effect on Each Major Program and Internal Control over Compliance in Accordance with Uniform Guidance.....	45

Summary of Audit Results	
Schedule of Findings and Questioned Costs.....	48
Summary of Prior Audit Findings	49
Schedule of Accountant’s Professional Liability Insurance Affidavit	50

Patten & Odom, CPAs, PLLC

2101 N. Willow Ave.
Broken Arrow, OK 74012
Phone Number 918.250.8838
FAX Number 918.250.9853

INDEPENDENT AUDITOR'S REPORT

The Board of Education
Kiamichi Technology Center No. 7
Latimer, Oklahoma

Report on the Audit of the Financial Statements

Opinions

We have audited the accompanying financial statements of the governmental activities, each major fund, and the aggregate remaining fund information of the Kiamichi Technology Center No. 7, Latimer County, Oklahoma (the Center), as of and for the year ended June 30, 2024, which collectively comprise the Center's basic financial statements as listed in the table of contents.

In our opinion, the accompanying financial statements referred to above present fairly, in all material respects, the respective financial position of the governmental activities, each major fund, and the aggregate remaining fund information of the Center, as of June 30, 2024, and the respective changes in financial position, for the year then ended in accordance with accounting principles generally accepted in the United States of America.

Bases for Opinions

We conducted our audit in accordance with auditing standards generally accepted in the United States of America (GAAS) and the standards applicable to financial audits contained in *Governmental Auditing Standards*, issued by the Comptroller General of the United States. Our responsibilities under those standards are further described in the Auditor's Responsibilities for the Audit of Financial Statements section of our report. We are required to be independent of the Center, and to meet our other ethical responsibilities, in accordance with the relevant ethical requirements relating to our audit. We believe that the audit evidence we have obtained is sufficient and appropriate to provide a basis for our audit opinions.

Responsibilities of Management for the Financial Statements

Management is responsible for the preparation and fair presentation of the financial statements in accordance with accounting principles generally accepted in the United States of America, and for the design, implementation, and maintenance of internal control relevant to the preparation and fair presentation of financial statements that are free from material misstatement, whether due to fraud or error.

In preparing the financial statements, management is required to evaluate whether there are conditions or events, considered in the aggregate, that raise substantial doubt about the Center's ability to continue as a going concern for twelve months beyond the financial statement date, including any currently known information that may raise substantial doubt shortly thereafter.

Auditor's Responsibilities for the Audit of the Financial Statements

Our objectives are to obtain reasonable assurance about whether the financial statements as a whole are free from material misstatement, whether due to fraud or error, and to issue an auditor's report that includes our opinions. Reasonable assurance is a high level of assurance but is not absolute assurance and therefore is not a guarantee that an audit conducted in accordance with GAAS and *Government Auditing Standards* will always detect a material misstatement when it exists. The risk of not detecting a material misstatement resulting from fraud is higher than for one resulting from error, as fraud may involve collusion, forgery, intentional omissions, misrepresentations, or the override of internal control. Misstatements are considered material if there is a substantial likelihood that, individually or in aggregate, they would influence the judgment made by a reasonable user based on the financial statements.

In performing an audit in accordance with GAAS and *Government Auditing Standards*, we:

Exercise professional judgment and maintain professional skepticism throughout the audit.

Identify and assess the risks of material misstatement of the financial statements, whether due to fraud or error, and design and perform audit procedures responsive to those risks. Such procedures include examining, on a test basis, evidence regarding the amounts and disclosures in the financial statements.

Obtain an understanding of internal control relevant to the audit in order to design audit procedures that are appropriate in the circumstances, but not for the purpose of expressing an opinion on the effectiveness of the Center's internal control. Accordingly, no such opinion is expressed.

Evaluate the appropriateness of accounting policies used and the reasonableness of significant accounting estimates made by management, as well as evaluate the overall presentation of the financial statements.

Conclude whether, in our judgement, there are conditions or events, considered in the aggregate, that raise substantial doubt about the Center's ability to continue as a going concern for a reasonable period of time.

We are required to communicate with those charged with the governance regarding, among other matters, the planned scope and timing of the audit, significant audit findings, and certain internal control-related matters that we identified during the audit.

Required Supplementary Information

Accounting principles generally accepted in the United States of America require that the management's discussion and analysis, the schedule of changes in the Center's total OPEB liability and related ratios, the schedule of the Center's proportionate share of the net pension liability—Oklahoma Teachers' Retirement System, the schedule of the Center's contributions to the Oklahoma Teachers' Retirement System, and the schedule of revenues, expenditures and changes in fund balance—budgetary and actual (budgetary basis)—budgeted governmental fund types—General Fund and Building Fund, be presented to supplement the basic financial statements. Such information is the responsibility of management and, although not a part of the basic financial statements, is required by the Governmental Accounting Standards Board who considers it to be an essential part of financial reporting for placing the basic financial statements in an appropriate, operational, economical, or historical context. We have applied certain limited procedures to the required supplementary information in accordance with auditing standards generally accepted in the United States of America, which consisted of inquiries of management about the methods of preparing the information for consistency with management's responses to our inquiries, the basic financial statements, and other knowledge we obtained during our audit of the basic financial statements. We do not express an opinion or provide any assurance on the information because the limited procedures do not provide us with sufficient evidence to express an opinion or provide any assurance.

Supplementary Information

Our audit was conducted for the purpose of forming opinions on the financial statements that collectively comprise the Center's basic financial statements. The schedule of expenditures of federal awards as required by Title 2 U.S. *Code of Federal Regulations Part 200, Uniform Administrative Requirements, Cost Principles, and Audit Requirements for Federal Awards*, is presented for purposes of additional analysis and is not a required part of the basic financial statements. Such information is the responsibility of management and was derived from and relates directly to the underlying accounting and other records used to prepare the basic financial statements. The information has been subjected to the auditing procedures applied in the audit of the basic financial statements and certain additional procedures, including comparing and reconciling such information directly to the basic financial statements themselves, and other additional procedures in accordance with auditing standards generally accepted in the United States of America. In our opinion, the schedule of expenditures of federal awards is fairly stated, in all material respects, in relation to the basic financial statements as a whole.


Other Information

Management is responsible for the other information included in this annual report. The other information comprises the introductory and statistical sections but does not include the basic financial statements and our auditor's report thereon. Our opinions on the basic financial statements do not cover the other information, and we do not express any opinion or any form of assurance thereon.

In connection with our audit of the basic financial statements, our responsibility is to read other information and consider whether a material inconsistency exists between the other information and the basic financial statements, or the other information otherwise appears to be materially misstated. If, based on the work performed, we conclude that an uncorrected material misstatement of the other information exists, then We are required to describe it in our report.

Other Reporting Required by Government Auditing Standards

In accordance with *Government Auditing Standards*, we have also issued our report dated February 27, 2025, on our consideration of the Center's internal control over financial reporting and on our tests of its compliance with certain provisions of laws, regulations, contracts, and grant agreements and other matters. The purpose of that report is solely to describe the scope of our testing of internal control over financial reporting and compliance and the results of that testing, and not to provide an opinion on the effectiveness of the Center's internal control over financial reporting or on compliance. That report is an integral part of an audit performed in accordance with *Government Auditing Standards* in considering the Center's internal control over financial reporting and compliance.



Patten & Odom, CPAs, PLLC

Broken Arrow, OK

February 27, 2025

MANAGEMENT DISCUSSION AND ANALYSIS



MANAGEMENTS DISCUSSION & ANALYSIS

Fiscal Year Ended June 30, 2024

In an effort to provide an overview of financial activities for Kiamichi Technology Centers this section of the annual financial report presents discussion and analysis of financial performance for fiscal year ending June 30, 2024. Please read it in conjunction with the School District's financial statements, which begin on page 7.

Organization

Kiamichi Technology Center School District No. 7 is part of the public-school system of Oklahoma under the general direction and control of the State Board of Career and Technology Education. The Kiamichi Technology Centers school district population is 249,288 based on census data. Our district offers educational opportunities to residents in all or part of 13 counties, serving the following public-school districts: Achille, Albion, Allen, Antlers, Arkoma, Atoka, Battiest, Bennington, Bokoshe, Boswell, Broken Bow, Buffalo Valley, Caddo, Calera, Calvin, Cameron, Canadian, Caney, Clayton, Coalgate, Colbert, Coleman, Cottonwood, Crowder, Denison, Durant, Eagletown, Eufaula, Fanshawe, Forest Grove, Fort Towson, Frink-Chambers, Glover, Haileyville, Harmony, Hartshorne, Haworth, Haywood, Heavener, Hodgen, Holly Creek, Howe, Hugo, Idabel, Indianola, Keota, Kinta, Kiowa, Krebs, Lane, LeFlore, Lukfata, McAlester, McCurtain, Monroe, Moyers, Nashoba, Panama, Panola, Pittsburg, Pocola, Poteau, Quinton, Rattan, Red Oak, Rock Creek, Savanna, Shady Point, Silo, Smithville, Soper, Spiro, Stidham, Stigler, Stonewall, Stringtown, Stuart, Talihina, Tannehill, Tushka, Tuskahoma, Valliant, Wapanucka, Whitefield, Whitesboro, Wilburton, Wister and Wright City.

Vision

KTC is recognized as a leader in CareerTech education and business excellence.

Mission

Preparing People for Success

Using This Annual Report

This annual report includes several sections divided into the management discussion and analysis, government-wide financial statements, Fund Financial Statements, notes to the Financial Statements and required supplementary information. The government-wide statements provide both long-term and short-term information about the School District's overall financial status. The statement of net position shows the District's assets compared to liabilities as well as the District's overall net financial position. While the statement of Activities shows the District's, revenues compared to expenditures. The Fund Financial Statements report the School District's operations in more detail than the government-wide statements by providing information about the School District's most significant funds. The remaining statements provide financial information about activities for which the School District acts solely as a trustee or agent for the benefit of those outside the government.

The Financial Statements

The financial statements presented herein include all of the activities of the Kiamichi Technology Center School District No. 7 (the "School District") using the integrated approach as prescribed by GASB Statement No. 34. Included in this report are governmental-wide statements for the governmental activities.

The government-wide financial statements present the complete financial picture of the School District from the economic resources measurement focus using the accrual basis of accounting, which is similar to the accounting used by most private-sector companies. All of the current year's revenues and expenses are recorded into accounts regardless of when cash is received or paid. These statements include all assets of the School District as well as all liabilities.

Reporting the School District as a Whole

One of the most frequently asked questions about the School District's finances is, "is the School District better off than it was last year?" The Statement of Net Position and the Statement of Activities report information about the School District as a whole and about its activities in a way that helps answer this question. The Statement of Net Position and the Statement of Activities include all assets and liabilities using the accrual basis of accounting. All of the current year's revenues and expenses are taken into account regardless of when cash is received or paid. The Statement of Net Position includes all of the School District's assets, deferred outflows of resources, liabilities and deferred inflows of resources, the difference reported as net position. You can think of the School District's net position as one way to measure the School District's financial condition, or financial health. Over time, increases or decreases in the School District's net position can be one indicator of whether its financial health is improving or deteriorating. However, you must consider other nonfinancial factors, such as changes in the School District's property tax base and the condition of the School District's assets, to assess the overall health of the School District.



The Statement of Activities list most of the School District's basic services, including the educational activities for secondary and post-secondary students, short term training for adults and services for business and industry as well as general administration.

Reporting the School District's Most Significant Funds

Fund Financial Statements

The fund financial Statements provide detailed information about the most significant funds – not the School District as a whole. Some funds are required to be established by State law. However, management establishes other funds to help it control and manage money for particular purposes or to show that it is meeting legal responsibilities for using certain taxes, grants and other money.

Governmental Funds – The School District's basic services are reported in governmental funds, which focus on how money flows into and out of those funds and the balances left at year-end that are available for spending. These funds are reported using an accounting method called modified accrual accounting, which measures cash and all other financial assets that can readily be converted to cash. The governmental fund statements provide a detailed short-term view of the School District's general government operations and the basic services it provides. Governmental fund information helps determine whether there are more or fewer financial resources that can be spent in the near future to finance the School District's programs. The differences of results in the Governmental Fund financial statements to those in the Government-Wide financial statements are explained in a reconciliation following each Governmental Fund Financial statement.

Financial Analysis of the School District as a Whole

Net Position

The School District accumulates year-to-year financial information on a consistent basis with the year ended. June 30, 2024 begins the twenty-first year of reporting using the integrated approach prescribed by GASB Statement No. 34. Since, the financial information is accumulated on a consistent basis; changes in the net position may be used to discuss the changing financial position of the School District as a whole.

The School District's total assets at fiscal year-end are \$93,423,551 which is an increase of \$5,752,517 over last year's total assets of \$87,671,034. The following table provides a summary of the School District's net position at June 30, 2024:

Condensed Statement of Net Position			
	<u>2024</u>	<u>2023</u>	<u>Amount</u>
Current/Other Assets	\$ 47,161,590	\$ 42,179,527	\$ 4,982,063
Capital Assets	\$ 46,261,961	\$ 45,491,507	\$ 770,454
Total Assets	\$ 93,423,551	\$ 87,671,034	\$ 5,752,517
Deferred Outflows	\$ 5,567,167	\$ 6,444,937	\$ (877,770)
Current Liabilities	\$ 868,060	\$ 585,920	\$ 282,140
Long-Term Liabilities	\$ 23,719,383	\$ 24,190,175	\$ (470,792)
Total Liabilities	\$ 24,587,443	\$ 24,776,095	\$ (188,652)
Deferred Inflows	\$ 2,556,369	\$ 3,286,291	\$ (729,922)
Net Position:			
Capital Assets	\$ 46,110,003	\$ 45,350,996	\$ 759,007
Restricted	\$ 16,545,882	\$ 14,328,341	\$ 2,217,541
Unrestricted	\$ (9,191,021)	\$ (6,374,248)	\$ (2,816,773)
Total Net Position	\$ 71,846,906	\$ 66,053,585	\$ 5,793,321

Governmental Activities

State funds suffered some budget cuts, however, slight increases in revenues in Ad Valorem allowed the School District's budget to maintain levels commensurate with the previous year.



Some of the individual line item revenues reported for each function are:

Ad Valorem property tax	Taxes for current year and prior years, revenue in lieu of taxes
Tuition and Fees	Tuition and fees for full-time adult classes, short-term adult classes, safety training, and industry specific
Miscellaneous	
Rental, Disposals & Commissions	Rental of school facilities and property and sale of surplus equipment
Reimbursements	Reimbursements for insurance loss recoveries, damages to school property, rebates and fiscal agent expenses
Other Local Sources of Revenue	All other local revenue not classified above
Intergovernmental State Sources	State aid formula grants, Tech Center That Work, DHS Child Care, OTAG, Existing Industry Training, TIPS, Adult Training and Fire Fighting initiative
Intergovernmental Federal Sources	TANF, Carl Perkins, and Federal Financial Aid

All other governmental revenues are reported as general. It is important to note that all taxes are classified as general revenue even if restricted for a specific purpose.

The individual line item expenses reported for each function are:

Instruction	Expenditures for direct classroom activities
Support Services	Expenditures for administrative, technical and logistical support to facilitate and enhance education
Non-Instructional Services	Activities concerned with providing non-instructional services to students, staff, or community. An example would be child nutrition expenses.
Facilities Acquisition and Construction	Activities involved with the acquisition of land, buildings, remodeling buildings, construction of buildings and additions to building, initial installations or extension of service systems and other build-in equipment, acquisition of equipment to furnish the buildings, and improvements to sites.

Capital Assets

During this fiscal year the School District maintained program equipment and facilities at a level that ensured high quality technical education. Remodeling plans continued to transform facilities at the Idabel and McAlester campuses. These facilities were completed FY-25.

The Durant, Idabel, and Hugo campuses all received renovations that will ensure continuous education commensurate to industry standards. McAlester is implementing a second welding program. EAST programs were converted into Interactive Media at both the McAlester and Eufaula campuses. Each of these programs opened their first classes in August 2024.

At the end of June 30, 2024, the district had \$46,110,003 invested in capital assets including land, buildings, equipment, and vehicles. This amount represents a net increase (including additions, deletions, and depreciation) of \$759,007 from June 30, 2023 net capital assets.



Capital Assets-Net of Depreciation

	2024
Land	\$ 2,927,500
Construction In Progress	\$ 532,594
Buildings	\$ 78,824,462
Equipment	\$ 14,411,479
Vehicles	\$ 3,958,836
Total	\$ 100,654,871
Less: Accumulated Depreciation	\$54,544,867
Net Capital Assets	\$ 46,110,004

ECONOMIC FACTORS AND NEXT YEAR'S BUDGETS

KTC expects a decrease in State and Federal sources. Property tax and tuition collections are expected to have a minimal increase going forward. While expecting a static appropriated revenue the school district does anticipate operating costs to continue to increase due to the rising cost of salaries, insurances, utilities and fuel. KTC continues to implement new programs to meet the changes in workforce. Our district continues experience growth of areas of health care, criminal justice, and other workforce training needs. Our district remains committed to ensure quality services for the students of southeast Oklahoma and other areas across the state.

Contacting the School District's Financial Management

This financial report is designed to provide our citizens, taxpayers, customers and creditors with a general overview of the school district's finances and to show the school district's accountability for the money it receives. If you have questions about this report or need additional financial information, contact the Kiamichi Technology Centers – Administration Office at 1004 Hwy 2 North, Wilburton, Oklahoma 74578 or phone at (918) 465-2324.

Respectfully Submitted

Shelley Free
Superintendent

Jeremy Quarry
Chief Financial Officer

April Chapman
Treasurer

GOVERNMENT-WIDE FINANCIAL STATEMENTS

**KIAMICHI TECHNOLOGY CENTER NO. 7
STATEMENT OF NET POSITION
JUNE 30, 2024**

	Governmental Activities
<u>ASSETS</u>	
Current Assets	
Cash	\$ 28,790,371
Investments	14,833,468
Property tax receivable	2,825,337
Due from other governments	563,398
Due from other funds	149,016
Non-current Assets	
Net OPEB asset	151,958
Land	2,927,500
Construction in Process	532,594
Other capital assets, net of accumulated depreciation	42,649,909
Total Assets	<u>\$ 93,423,551</u>
<u>DEFERRED OUTFLOW OF RESOURCES</u>	
Deferred amounts related to pensions	\$ 5,455,814
Deferred amounts related to OPEB	111,353
Total deferred outflows of resources	<u>\$ 5,567,167</u>
<u>LIABILITIES</u>	
Current Liabilities	
Accounts Payable	\$ 608,900
Current Yr Compensated absences	259,160
Total Current Liabilities	<u>\$ 868,060</u>
Non Current Liabilities	
Compensated absences	\$ 469,362
Net pension liability	23,250,021
Total Non Current Liabilities	<u>\$ 23,719,383</u>
Total Liabilities	<u>\$ 24,587,443</u>
<u>DEFERRED INFLOW OF RESOURCES</u>	
Deferred inflow of resources related to pensions	\$ 2,509,895
Deferred inflow of resources related to OPEB	46,474
Total deferred inflow of resources	<u>\$ 2,556,369</u>
<u>NET POSITION</u>	
Net Investment in Capital Assets	\$ 46,110,003
Restricted for Building Fund	15,805,816
Restricted for Student Activities	588,108
Restricted for OPEB	151,958
Unrestricted	9,191,021
Total Net Position	<u>\$ 71,846,906</u>

The notes to the financial statements are an integral part of this statement.

**KIAMICHI TECHNOLOGY CENTER NO. 7
STATEMENT OF ACTIVITIES
FOR YEAR ENDING JUNE 30, 2024**

		Program Revenues		Net (Expenses) Revenue and Changes in Net Assets
	Expenses	Charges for Services	Operating Grants & Contributions	Government Activities
Governmental Activities				
Instruction	\$ (12,516,364)	\$ 1,837,306	\$ 1,178,605	\$ (9,500,453)
Support services	(22,959,146)	172,334	-	(22,786,812)
Non-instruction	(459)	-	-	(459)
Capital outlay	(304,403)	-	-	(304,403)
Other outlays	(155,531)	-	-	(155,531)
Other uses	(490,863)	343,182	-	(147,681)
Repayments	(97,978)	-	-	(97,978)
Depreciation-Unallocated	(3,189,313)	-	-	(3,189,313)
Total governmental activities	\$ (39,714,057)	\$ 2,352,822	\$ 1,178,605	\$ (36,182,630)
General revenues				
Taxes:				
Property taxes, levied for general purposes			\$	29,706,593
Other Taxes				3,415
State aid not restricted to specific purposes				9,979,241
Other general revenues				
Interest and investment earnings				1,739,417
Miscellaneous				547,285
Total general revenues				<u>41,975,951</u>
Loss on Disposal of assets				-
Changes in net position				5,793,321
Net Position-beginning				<u>66,053,585</u>
Net Position - ending			\$	<u><u>71,846,906</u></u>

The notes to the financial statements are an integral part of this statement.

FUND FINANCIAL STATEMENTS

KIAMICHI TECHNOLOGY CENTER NO. 7
BALANCE SHEET - GOVERNMENTAL FUNDS
JUNE 30, 2024

	Governmental Fund Types			
	General Fund	Special Revenue Fund	Activity Fund	Total
<u>ASSETS</u>				
Cash	\$ 21,287,643	\$ 6,848,250	\$ 654,478	\$ 28,790,371
Investments	5,993,781	8,757,041	82,646	14,833,468
Property tax receivable	2,370,429	454,908	-	2,825,337
Due from other governments	563,398	-	-	563,398
Due from Tuition & Fees	149,016	-	-	149,016
Total assets	<u>\$ 30,364,267</u>	<u>\$ 16,060,199</u>	<u>\$ 737,124</u>	<u>\$ 47,161,590</u>
<u>LIABILITIES</u>				
Liabilities:				
Accounts payable	\$ 459,884	\$ -	\$ 149,016	\$ 608,900
Current portion of Compensated absences	259,160	-	-	259,160
Total liabilities	<u>\$ 719,044</u>	<u>\$ -</u>	<u>\$ 149,016</u>	<u>\$ 868,060</u>
Deferred inflows of resources:				
Deferred property taxes	\$ 1,370,323	\$ 254,383	\$ -	\$ 1,624,706
Total deferred inflow of resources	<u>\$ 1,370,323</u>	<u>\$ 254,383</u>	<u>\$ -</u>	<u>\$ 1,624,706</u>
Fund balances:				
Nonspendable Fund Balances:				
Inventories	\$ -	\$ -	\$ -	\$ -
Restricted Fund Balances:				
Restricted by statute	-	8,474,160	-	8,474,160
Restricted for student organizations	-	-	588,108	588,108
Committed Fund Balances:				
Contractual obligations	-	-	-	-
Assigned Fund Balances:				
Encumbrances	2,121,568	7,331,656	-	9,453,224
Unassigned:	<u>26,153,332</u>	<u>-</u>	<u>-</u>	<u>26,153,332</u>
Total fund balances	<u>\$ 28,274,900</u>	<u>\$ 15,805,816</u>	<u>\$ 588,108</u>	<u>\$ 44,668,824</u>
Total liabilities and fund balances	<u>\$ 30,364,267</u>	<u>\$ 16,060,199</u>	<u>\$ 737,124</u>	
Amounts reported for governmental activities in the statement of net position are different because:				
Capital assets used in governmental activities are not financial resources and therefore, are not reported as assets in governmental funds. The cost of the assets is \$100,654,871 and accumulated depreciation is \$54,544,867.				46,110,003
Property taxes receivable will be collected this year, but are not available soon enough to pay current period's expenditures, therefore they are deferred in the funds.				1,624,706
Compensated absences are not due and payable in the current period and, therefore, are not reported as liabilities in the funds.				(469,362)
Net pension obligations are not due and payable in the current period and, are not reported in the funds.				(23,250,021)
Net OPEB asset is not a financial resource, therefore not reported in funds				151,958
Deferred outflows and inflows of resources related to pensions are applicable to future periods, and therefore, are not reported in the funds.				3,010,798
Net Position of governmental activities				<u>\$ 71,846,906</u>

The notes to the financial statements are an integral part of this statement.

KIAMICHI TECHNOLOGY CENTER NO. 7
STATEMENT OF REVENUES, EXPENDITURES AND CHANGES IN
FUND BALANCE - GOVERNMENTAL FUNDS
FOR THE YEAR ENDED JUNE 30, 2024

	General Fund	Building Fund	Activity Fund	Total Governmental Funds
Revenues:				
Local sources	\$ 28,734,030	\$ 5,597,612	\$ 343,182	\$ 34,674,824
Intermediate sources	-	-	-	-
State sources	10,261,022	666	-	10,261,688
Federal sources	899,523	49	-	899,572
Total revenues	<u>\$ 39,894,575</u>	<u>\$ 5,598,327</u>	<u>\$ 343,182</u>	<u>\$ 45,836,084</u>
Expenditures:				
Instructional	\$ 14,178,171	\$ 51,483	\$ -	\$ 14,229,654
Support services	22,540,773	650,166	-	23,190,939
Non-instructional	459	-	-	459
Capital outlay	2,078	2,639,953	-	2,642,031
Other outlays	155,531	-	-	155,531
Other uses	97,050	-	393,813	490,863
Repayments	97,977	-	-	97,977
Total expenditures:	<u>\$ 37,072,039</u>	<u>\$ 3,341,602</u>	<u>\$ 393,813</u>	<u>\$ 40,807,454</u>
Excess of revenues over (under) expenditures	<u>\$ 2,822,536</u>	<u>\$ 2,256,725</u>	<u>\$ (50,631)</u>	<u>\$ 5,028,630</u>
Other financing sources (uses)				
Proceeds from capital lease obligations	\$ -	\$ -	\$ -	\$ -
Total other financing sources (uses)	<u>\$ -</u>	<u>\$ -</u>	<u>\$ -</u>	<u>\$ -</u>
Excess of revenues and other sources of funds over (under) expenditures	<u>\$ 2,822,536</u>	<u>\$ 2,256,725</u>	<u>\$ (50,631)</u>	<u>\$ 5,028,630</u>
Fund balance, beginning of year-as restated	<u>\$ 25,452,364</u>	<u>\$ 13,549,091</u>	<u>\$ 638,739</u>	<u>\$ 39,640,194</u>
Fund balance, end of year	<u><u>\$ 28,274,900</u></u>	<u><u>\$ 15,805,816</u></u>	<u><u>\$ 588,108</u></u>	<u><u>\$ 44,668,824</u></u>

The notes to the financial statements are an integral part of this statement.

**KIAMICHI TECHNOLOGY CENTER NO. 7
RECONCILIATION OF THE STATEMENT OF REVENUES, EXPENDITURES, AND CHANGES
IN FUND BALANCES OF GOVERNMENTAL FUNDS TO THE STATEMENT OF ACTIVITIES
FOR THE YEAR ENDED JUNE 30, 2024**

Net change in fund balances-governmental funds \$ 5,028,630

Amounts reported for governmental activities in the statement of activities are different because:

Capital outlays to purchase or build capital assets are reported in governmental funds as expenditures. However, for governmental activities those costs are shown in the statement of net assets and allocated over their estimated useful lives as annual depreciation expenses in the statement of activities. This is the amount by which capital outlays exceeds depreciation in the period.

Capital outlay expenditures	\$ 4,136,637	
Loss on disposal of assets	-	
Depreciation expense	<u>(3,189,313)</u>	947,324

Some property taxes and intergovernmental revenues receivable will be collected this year, but are not available soon enough to pay current period's expenditures, therefore they are deferred in the funds. These are not considered "available" revenues in the governmental funds until received. Change in amount deferred in fund statements.

328,707

Payment of compensated absences is reported as expenditures in the governmental funds when actually paid. However, on the government-wide statement, changes in compensated absences are expensed as they are accrued. Change in the compensated absences liability.

(45,922)

Governmental funds report District pension contributions as expenditures. However, the Statement of Activities reports the cost of pension benefits earned net of employee contributions as pension expense.

(465,418)

Change in Net Position Governmental Activities \$ 5,793,321

The notes to the financial statements are an integral part of this statement.

NOTES TO THE FINANCIAL STATEMENTS

**KIAMICHI TECHNOLOGY CENTER NO. 7
LATIMER COUNTY, OKLAHOMA
NOTES TO THE FINANCIAL STATEMENTS
FOR THE YEAR ENDED JUNE 30, 2024**

1. Summary of Significant Accounting Policies

The financial statements of the Kiamichi Technology Center No. 7 (the "Center") have been prepared in conformity with accounting principles generally accepted in the United States of America ("GAAP") as applied to government units. The governmental Accounting Standards Board ("GASB") is the accepted standard-setting body for establishing governmental accounting and financial reporting principles. The more significant of the Center's accounting policies are described below.

A. Reporting Entity

In accordance with the Governmental Accounting Standards Board Statement No. 14, "The Financial Reporting Entity," the Center has presented the entities, which comprise the primary government in the fiscal year 2024 basic financial statements.

The Center is a corporate body for public purposes created under Title 70 of the Oklahoma Statutes and, accordingly, is a separate entity for operating and financial reporting purposes. The Center is part of the public school system of Oklahoma under the general direction and control of the State Department of Career & Technology Board of Education and is financially dependent on the State of Oklahoma for support. The general operating authority for the public school system is the Oklahoma School Code contained in Title 70, Oklahoma Statutes.

The governing body of the Center is the Board of Education composed of seven elected members. The appointed superintendent is the executive officer of the Center.

As required by accounting principles generally accepted in the United States of America, the basic financial statements present the reporting entity which consists of the primary government, organizations for which the primary government is financially accountable and other organizations for which the nature and significance of their relationship with the primary government are such that exclusion could cause the Center's basic financial statements to be misleading or incomplete.

B. Basis of Presentation

The government-wide financial statements (i.e., the statement of net position and the statement of activities) report information on all of the non-fiduciary activities of the Center. For the most part, the effect of interfund activity has been removed from these statements. Governmental activities are normally supported by taxes and intergovernmental revenues.

The statement of activities demonstrates the degree to which the direct expenses of a given function or segment is offset by program revenues. Direct expenses are those that are clearly identifiable with a specific function. Program revenues include 1) tuition or fees paid by students or citizens of the Center and 2) grants and contributions that are restricted to meeting the operational or capital requirements of a particular function. Taxes and other items, including state aid, that are not properly included among program revenues are reported as general revenues.

Separate financial statements are provided for governmental funds, and fiduciary funds, even though the latter are excluded from the government-wide financial statements.

Fund Financial Statements

The Technology Center segregates transactions related to certain functions or activities in separate funds in order to aid financial management and to demonstrate legal compliance. Statements for governmental activities present each fund as a separate column on the fund financial statements.

Governmental funds are used to account for all or most of a government's general activities. The measurement focus of governmental funds is on the sources uses and balance of current financial resources. The Center has presented the following governmental funds:

**KIAMICHI TECHNOLOGY CENTER NO. 7
LATIMER COUNTY, OKLAHOMA
NOTES TO THE FINANCIAL STATEMENTS
FOR THE YEAR ENDED JUNE 30, 2024**

Summary of Significant Accounting Policies (continued)

Fund Financial Statements

General Fund – The General Fund is used to account for all financial transactions except those required to be accounted for in another fund. Major revenue sources include state and local property taxes and state funding under Formula Operations. Expenditures include all costs associated with the daily operations of the schools except for programs funded for building repairs and maintenance, school construction and debt service on bonds and other long-term debt.

Special Revenue Fund – The Center’s Building Fund is a Special Revenue Fund and consists of monies derived from property taxes levied for the purpose of creating, remodeling, or repairing buildings and for purchasing furniture and equipment.

Fiduciary Fund Types

Fiduciary funds are used to account for assets held on behalf of outside parties, including other governments, or on behalf of other funds within the Center. When these assets are held under the terms of a formula trust agreement, either a private purpose trust fund or a permanent fund is used.

The terms “permanent” and “private purpose” refer to whether or not the Center is under an obligation to maintain the trust principal. Agency funds generally are used to account for assets that the Center holds on behalf of others as their agent and do not involve measurement of results of operations.

The Center’s Fiduciary Funds have been excluded from the government-wide financial statements; however, in accordance with GASB #84, the Activity Funds are included with the government-wide financial statements.

Agency Fund – The Center’s Agency Funds consists of the Activity Fund, the Federal Pell Grant Fund, and the CARES Fund. The Center’s Activity Fund is used to account for monies collected that are held on behalf of others as their agent and do not involve the measurement of results of operations. The Federal Pell Grant fund is used to account for student financial aid which is collected by the Center and disbursed to eligible students or to pay educational costs on their behalf. The administration is responsible under the authority of the Board, for collecting, disbursing and accounting for these funds.

Account Groups

GASB Statement No. 34 eliminates the presentation of account groups but provides for these records to be maintained and incorporates the information into the governmental column in the government-wide statement of net position.

C. Basis of Accounting

The government-wide financial statements are reported using the *economic resources measurement focus* and the *accrual basis of accounting*, as are the fiduciary fund financial statements. Revenues are recorded when earned and expenses are recorded when a liability is incurred, regardless of the timing of related cash flows. Property taxes are recognized as revenues in the year for which they are levied. Grants and similar items are recognized as revenue as soon as all eligibility requirements imposed by the provider have been met.

Governmental fund financial statements are reported using the current financial resources measurement focus and the modified accrual basis of accounting. Revenues are recognized as soon as they are both measurable and available. Revenues are considered to be available when they are collectible within the current period or soon enough thereafter to pay liabilities of the current period. For this purpose, the government considers revenues to be available if they are collected within 60 days of the end of the current fiscal period. Expenditures generally are recorded when a liability is incurred, as under accrual accounting.

Property taxes and interest and certain state and federal grants associated with the current fiscal period are all considered to be susceptible to accrual and so have been recognized as revenues of the current fiscal period. All other revenue items are considered to be measurable and available only when cash is received by the government.

**KIAMICHI TECHNOLOGY CENTER NO. 7
LATIMER COUNTY, OKLAHOMA
NOTES TO THE FINANCIAL STATEMENTS
FOR THE YEAR ENDED JUNE 30, 2024**

Summary of Significant Accounting Policies (continued)

D. Budgets and Budgetary Accounting

A budget is legally adopted by the Board of Education for the General Fund and Special Revenue Fund that includes revenues and expenditures. These budgets are prepared on a budgetary basis of accounting. Budgetary control is maintained by fund, function, and activity and budgeted expenditures may not exceed appropriations at the fund level. Amendments may be made to the budget without approval by the governing body at the function and activity levels. Fund level budgetary amendments require approval of the governing body.

Encumbrances represent commitments related to unperformed contracts for goods or services. Encumbrance accounting – under which purchase orders, contracts, and other commitments for the expenditure of resources are recorded to reserve a portion of the applicable fund balance – is utilized in all governmental funds of the Center. Appropriations which are not spent lapse at the end of the fiscal year and encumbrances are reversed. On the first day of the following fiscal year, the encumbrances are reinstated, and the expenditures are applied against that year's budget.

E. Net Position and Fund Balances

The government-wide financial statements utilize a net position presentation. Net positions are categories of investment in fixed assets (net of related debt), restricted net position and unrestricted net position.

Investment in Fixed Assets (net of related debt) – is intended to reflect the portion of net position which are associated with non-liquid capital related debt. The net related debt is debt less the outstanding liquid assets and any associated unamortized cost.

Restricted Net Position – are liquid assets generated from revenues and not bond proceeds, which have third party (statutory bond covenant or granting agency) limitations on their use. The Center would typically use restricted net assets first, as appropriate opportunities arise, but reserve the right to selectively defer the use thereof to a future project or replacement equipment acquisition.

Unrestricted Net Position – represents unrestricted liquid assets.

Governmental Fund Financial Statements – The Center has adopted Governmental Accounting Standards Board Statement No. 54, which redefined how fund balances of the governmental funds are presented in the financial statements. The governmental fund financial statements present fund balances based on classifications that comprise a hierarchy that is based primarily on the extent to which the District is bound to honor constraints on the specific purposes for which amounts in the respective governmental funds can be spent. The classifications available in the governmental fund financial statements are as follows:

Nonspendable – Amounts that are not in a spendable form such as prepaid expenses, inventory, or required to be maintained intact such as the corpus of permanent fund.

Restricted – Amounts that are designated for specific purposes by their providers such as bondholders, grantors, or imposed by law through constitutional provisions or enabling legislation. The Building Fund is restricted by statute to certain capital-related costs.

Committed – Amounts designated for specific purposes by the Center's highest level of decision-making authority (Board of Education) and cannot be used for any other purposes unless the same highest level (Board of Education) takes action to remove or change the designation.

The Center commits a portion of the fund balance to honor the commitments made by the District for encumbrances (purchase orders) for which goods or services have not yet been received. The fund balance committed to encumbrances will be equivalent to the purchase orders rolled forward from one fiscal year to the next fiscal year.

Assigned – Amount the Center intends to use for specific purposes; intent can be expressed by the governing body or by an official to which the governing body delegates the authority.

**KIAMICHI TECHNOLOGY CENTER NO. 7
LATIMER COUNTY, OKLAHOMA
NOTES TO THE FINANCIAL STATEMENTS
FOR THE YEAR ENDED JUNE 30, 2024**

Summary of Significant Accounting Policies (continued)

The Center assigns a portion of the fund balance in both the general fund and building fund for funding the cash flow needs during the first half of each fiscal year. The Superintendent and the Chief Financial Officer will determine the amount of assigned fund balance at the end of each fiscal year.

Unassigned – Amounts that are available for any purposes; reported only in the general fund. Fund balance represents the funds not restricted in use by statute nor encumbered by purchase order or legal contract.

F. Assets, Liabilities and Cash Fund Balances

Cash – Cash consists of currency and checks on hand and demand deposit accounts with banks and other financial institutions.

Investments – Investments consist of direct obligations of the United States Government and Agencies. All investments are recorded at cost, which approximates market value.

Property Tax Revenue and Receivables – The Center is authorized by state law to levy property taxes which consist of ad valorem taxes on real and personal property within its' District. The County Assessor, upon receipt of the certification of tax levies from the county excise board, extends the tax levies on the tax roll for submission to the county treasurer prior to October 1. The county treasurer must commence tax collection within fifteen days of receipt of the tax rolls. The first half of taxes is due prior to January 1. The second half is due prior to April 1.

If the first payment is not made timely, the entire tax becomes due and payable on January 2. The second half of taxes becomes delinquent on April 1 of the year following the year of assessment. If taxes are delinquent and unpaid for a period of three (3) years or more the real estate may be sold for taxes.

Uncollected taxes assessed on valuations made each year are recorded in the Center's combined financial statements. Uncollectible personal and real property taxes are deemed to be immaterial because the property can be sold for the amount of taxes due.

Inventories – The cost of consumable materials and supplies on hand are immaterial to the financial statements, and the Technology Center has therefore chosen to report these items as expenditures/expenses at the time of purchase.

Capital Assets – Capital assets, which include property, plant and equipment, are reported in government-wide financial statements.

All purchased capital assets are valued at cost when historical records exist and at an estimated historical cost where no historical records exist. Donated capital assets are valued at their fair market value on the date donated.

The costs of normal maintenance and repairs that do not add to the value of the assets or materially extend asset lives are not capitalized. Improvements are capitalized and depreciated over the remaining useful lives of the related fixed assets, as applicable.

Assets capitalized have an original cost of \$2,500 or more. Depreciation has been calculated on each class of depreciable property using the straight-line method. Estimated useful lives are as follows:

Buildings and structures	25-50 years
Improvements	Remaining Life
Equipment	7-25 years
Furniture and fixtures	5-20 years

Compensated Absences – All full-time twelve-month employees are entitled to vacation time with full pay of 15 working days per year. A certified employee contracted for half time or more receives leave time prorated according to the percentage of time contracted. An employee, upon separation of service with the Center, will be paid their regular rate of pay for unused annual vacation leave up to a maximum of 22 ½ days.

**KIAMICHI TECHNOLOGY CENTER NO. 7
LATIMER COUNTY, OKLAHOMA
NOTES TO THE FINANCIAL STATEMENTS
FOR THE YEAR ENDED JUNE 30, 2024**

Summary of Significant Accounting Policies (continued)

Any employee who retires with a minimum of 10 years of service with the Center and whose age and number of years of creditable service total 80 or 90 points, depending on date of employment, can receive their regular rate of pay for unused sick leave up to 60 days. Employees who have worked for the Center for at least 5 years can receive a lump sum payment of \$10 per day for up to 60 days accrued sick leave.

Long-Term Debt – Long-term debt is recognized as a liability of the applicable governmental activities statement on net assets.

Fund Equity – Reserves represent those portions of fund equity not appropriable for expenditure or legally segregated for a specific future use.

G. Revenue, Expenses and Expenditures

Revenues are classified by source as follows:

Local – Revenue from local sources is revenue produced within the District, which includes ad valorem taxes. It is available for current educational expenses and for other purposes authorized by the Technology Center.

Intermediate – Revenue from intermediate sources is revenue from funds collected by an intermediate administrative unit or political sub-division, like a county or municipality, and redistributed to the Technology Center.

State – Those revenues received from the State, which are dedicated or are appropriated by the State legislature. Some of this aid is restricted for specific purposes.

The Center receives revenue from the State to administer certain categorical educational programs. State Department of Career & Technology Board of Education rules require that revenue earmarked for these programs be expended only for the program for which the money is provided and require that the money not expended, as of the close of the fiscal year, be carried forward into the following year to be expended for the same categorical programs. The State Department of Career & Technology Education requires that categorical educational program revenues be accounted for in the General Fund.

Federal – Revenue from Federal sources is money originating from the Federal government and made available to the Technology Center either as direct grants or under various programs passed-through the State Department of Career & Technology Education or other state agencies.

Instruction Expenditures – Instruction expenditures include the activities dealing directly with the interaction between teachers and students. Teaching may be provided for students in a school classroom, in another location, such as a home or hospital, and in other learning situations, such as those involving cocurricular activities. It may also be provided through some other approved medium, such as television, radio, telephone, and correspondence. Examples of expenditures that might be included here are the activities of teacher assistants of any type (clerks, graders, teaching machines, etc.), which assist in the instructional process. The activities of tutors, translators and interpreters would be recorded here. Department chairpersons who teach for any portion of time are included here. Tuition/transfer fees paid to other LEAs would be included here.

Support Services Expenditures – Support services expenditures provide administrative, technical (such as guidance and health) and logistical support to facilitate and enhance instruction. These services exist as adjuncts for fulfilling the objective of instruction, community services and enterprise programs, rather than as entitles within them.

Operation of Non-Instructional Services Expenditures – Activities concerned with providing non-instructional services to students, staff, and the community.

Facilities Acquisition and Construction Services Expenditures – Consist of activities involved with the acquisition of land and buildings; remodeling buildings; the construction of buildings and additions to buildings; initial installation or extension of service systems and other built-in equipment; and improvement to sites.

**KIAMICHI TECHNOLOGY CENTER NO. 7
LATIMER COUNTY, OKLAHOMA
NOTES TO THE FINANCIAL STATEMENTS
FOR THE YEAR ENDED JUNE 30, 2024**

Summary of Significant Accounting Policies (continued)

Other Outlays Expenditures – A number of outlays of governmental funds are not properly classified as expenditures, but still require budgetary or accounting control. These are classified as Other Outlays. These include debt service payments (principal and interest).

Other Uses Expenditures – This includes scholarships provided by private gifts and endowments; student aid and staff awards supported by outside revenue sources (i.e., foundations). Also, expenditures for self-funded employee benefit programs administered either by the Center or a third-party administrator.

Repayment Expenditures – Repayment expenditures represent checks/warrants issued to outside agencies for refund or restricted revenue previously received for overpayments, non-qualified expenditures, and other refunds to be repaid from Center funds.

Deferred outflows of resources – Deferred outflows are the consumption of net position by the school district that are applicable to a future reporting period. At June 30, 2024, the school district's deferred outflows of resources were comprised of deferred outflows related to pensions and other post-employment benefits.

Deferred inflows of resources – Deferred inflows are the acquisition of net position by the school district that are applicable to a future reporting period. At June 30, 2024, the school district deferred inflows of resources were comprised of deferred inflows to pensions and other post-employment benefits.

2. Use of Estimates

The preparation of financial statements requires management to make estimates and assumptions that affect the reported amount of assets and liabilities and disclosure of contingent assets and liabilities at the date of the financial statements and the reported amounts of revenues and expenses during the reporting period. Actual results could differ from those estimates.

3. Deposit Categories of Credit Risk

Collateral is required for demand deposits and certificates of deposit for all amounts not covered by federal deposit insurance. The Center's investment policies are governed by state statute. Permissible investments include:

1. Direct obligations of the United States Government to the payment of which the full faith and credit of the government is pledged.
2. Obligations to the payment of which the full faith and credit of the state is pledged.
3. Certificates of deposits of banks when such certificates of deposits are secured by acceptable collateral as in the deposit of other public monies.
4. Savings accounts or savings certificates of savings and loan associations to the extent that such accounts or certificates are fully insured by the Federal Savings and Loan Insurance Corporation.
5. Repurchase agreements that have underlying collateral consisting of those items specified in paragraphs 1 and 2 of this section including obligations of the United States, its agencies, and instrumentalities, and where collateral has been deposited with a trustee of custodian bank in an irrevocable trust or escrow account established for such purposes.
6. County, municipal or school district direct debt obligations for which an ad valorem tax may be levied or bond and revenue anticipation notes, money judgments against such county, municipality or school district ordered by a court of record or bonds or bond and revenue anticipation notes issued by a public trust for which such county, municipality or school district is a beneficiary thereof. All collateral pledged to secure public funds shall be valued at no more than market value.

**KIAMICHI TECHNOLOGY CENTER NO. 7
LATIMER COUNTY, OKLAHOMA
NOTES TO THE FINANCIAL STATEMENTS
FOR THE YEAR ENDED JUNE 30, 2024**

Deposit Categories of Credit Risk (continued)

7. Money market mutual funds regulated by the Securities and Exchange Commission and which investments consist of obligations of the United States, its agencies and instrumentalities, and investments in those items listed above.
8. Warrants, bonds, or judgments of the school district.
9. Qualified pooled investment programs, the investments of which consist of those items specified above, as well as obligations of the United States agencies and instrumentalities, regardless of the size of the district's budget. To be qualified, a pooled investment program for school funds must be governed through an interlocal cooperative agreement formed pursuant to Title 70 Section 5-117b, and the program must competitively select its investment advisors and other professionals. Any pooled investment program must be approved by the board of education.

The Center's investment policy instructs the Treasurer to minimize risks by diversifying the investment portfolio; structuring investments so that securities mature in time to meet cash requirements; and by investing the full amount of all accounts of the Center.

Investments

The Center's investments at June 30, 2024, for all governmental funds included the following:

<u>Investments</u>	<u>Amount</u>	<u>% To Total</u>
Certificates of Deposit	\$ 14,833,468	100%
Total	\$ 14,833,468	100%

All investments of June 30, 2024, have investment maturities of twelve months or less.

Custodial Credit Risk:

Deposits and Investments – The Center's demand deposits are required by law to be collateralized by the amount that is not federally insured.

Securities pledged as collateral are held by a third party or Federal Reserve Bank. Joint custody safekeeping receipts are held in the name of the depositing institution but are pledged to the Center. The security cannot be released, substituted, or sold without the school Treasurer's approval and release of the security.

Certificates of deposit are collateralized at least by the amount not federally insured. As of June 30, 2024, the Center had no deposits exposed to custodial credit risk.

The Center's investments consist of direct obligations of the U.S. government and agencies' securities.

Interest Rate Risk:

Investments are made based upon prevailing market conditions at the time of the transaction with the intent to hold the instrument until maturity. Investments may have maturities extending to twenty-four months, provided sufficient liquidity is available to meet major outlays, except that General Fund investments may not exceed twelve months.

Credit Risk:

The Center has no formal written policy addressing credit risk.

At June 30, 2024, the Center has no investments that are not guaranteed by the full faith and credit of the United States government.

**KIAMICHI TECHNOLOGY CENTER NO. 7
LATIMER COUNTY, OKLAHOMA
NOTES TO THE FINANCIAL STATEMENTS
FOR THE YEAR ENDED JUNE 30, 2024**

4. Capital Assets

A summary of changes in general fixed assets for the year ended June 30, 2024, follows:

	Balance 6/30/2023	Additions	Transfers/ Adjustments	Retirements	Balance 6/30/2024
<i>Capital Assets - Non Depreciable:</i>					
Land	\$ 2,927,500	\$ -	\$ -	\$ -	\$ 2,927,500
CIP	<u>2,452,274</u>	<u>2,345,945</u>	<u>(4,265,625)</u>	<u>-</u>	<u>532,594</u>
<i>Total Capital Assets - Non Depreciable:</i>	\$ 5,379,774	\$ 2,345,945	\$ (4,265,625)	\$ -	\$ 3,460,094
<i>Capital Assets - Depreciable:</i>					
Building & Improvements	\$ 74,558,837	\$ -	\$ 4,265,625	\$ -	\$ 78,824,462
Machinery & Equipment	12,830,356	1,693,397	-	112,274	14,411,479
Vehicles	<u>3,937,583</u>	<u>97,295</u>	<u>-</u>	<u>76,042</u>	<u>3,958,836</u>
<i>Total Capital Assets - Depreciable:</i>	\$ 91,326,776	\$ 1,790,692	\$ 4,265,625	\$ 188,316	\$ 97,194,777
<i>Less: Accumulated Depreciation</i>	\$ <u>51,355,554</u>	\$ <u>3,377,629</u>	\$ <u>-</u>	\$ <u>188,316</u>	\$ <u>54,544,867</u>
<i>Total Capital Assets - Depreciable-Net:</i>	\$ <u>39,971,222</u>	\$ <u>(1,586,937)</u>	\$ <u>4,265,625</u>	\$ <u>-</u>	\$ <u>42,649,910</u>
<i>Total Capital Assets - Net:</i>	\$ <u><u>45,350,996</u></u>	\$ <u><u>759,007</u></u>	\$ <u><u>-</u></u>	\$ <u><u>-</u></u>	\$ <u><u>46,110,003</u></u>

5. Interfund Transactions

Interfund transactions are accounted for as revenues, expenditures, or expenses. Transactions that constitute reimbursements to a fund, or expenditures/expenses initially made from it that are properly applicable to another fund, are recorded as expenditures/expenses in the fund that is reimbursed. Nonrecurring or non-routine permanent transfers of equity are reported as residual equity transfers. All other interfund transfers are reported as operating transfers.

**KIAMICHI TECHNOLOGY CENTER NO. 7
LATIMER COUNTY, OKLAHOMA
NOTES TO THE FINANCIAL STATEMENTS
FOR THE YEAR ENDED JUNE 30, 2024**

6. Accounts Receivable

Accounts receivable of the governmental activities consist of Ad Valorem tax, interest income, tuition, state grant programs, federal grant programs, and miscellaneous. Receivables detail by fund at June 30, 2024, is as follows:

Governmental Funds

	General	Building	Total Government
Receivables			
Ad valorem taxes	\$ 2,370,429	\$ 454,908	\$ 2,825,337
Due from activity fund	149,016	-	149,016
Due from other governments	563,398	-	563,398
	<hr/>	<hr/>	<hr/>
Gross Receivables	3,083,247	454,908	3,537,751
Less: deferred revenue	<u>(1,370,323)</u>	<u>(254,383)</u>	<u>(1,624,706)</u>
Net total receivables	\$ <u>1,712,924</u>	\$ <u>200,525</u>	\$ <u>1,913,045</u>

7. Employee Retirement System

Description of Plan

The District participates in the state-administered Oklahoma Teachers' Retirement System, which is a cost sharing, multiple-employer defined benefit public employee retirement system (PERS), which is administered by the Board of Trustees of the Oklahoma Teachers' Retirement System (the "System"). The System provides retirement and disability benefits, annual cost-of-living adjustments, and death benefits to plan members and beneficiaries. Title 70 Section 17 of the Oklahoma Statutes establishes benefit provisions and may be amended only through legislative action.

The Oklahoma Teachers' Retirement System issues a publicly available financial report that includes financial statements and required supplementary information for the System. That report may be obtained by writing to the Oklahoma Teachers' Retirement System, P.O. Box 53624, Oklahoma District, OK 73152 or by calling 405-521- 2387.

Basis of Accounting

The System's financial statements are prepared using the cash basis of accounting, except for accruals of interest income. Plan member contributions are recognized in the period in which the contributions are made. Benefits and refunds are recognized when paid. The pension benefit obligation is a standardized disclosure measure of the present value of pension benefits. This pension valuation method reflects the present value of estimated pension benefits that will be paid in future years as a result of employee services performed to date and is adjusted for the effect of projected salary increases. There are no actuarial valuations performed on individual school districts. The System has an under-funded pension benefit obligation as determined as part of the latest actuarial valuation.

**KIAMICHI TECHNOLOGY CENTER NO. 7
LATIMER COUNTY, OKLAHOMA
NOTES TO THE FINANCIAL STATEMENTS
FOR THE YEAR ENDED JUNE 30, 2024**

Employee Retirement System (continued)

Funding Policy

The District, the State of Oklahoma, and the participating employees make contributions. The contribution rates for the District and its employees are established by and may be amended by Oklahoma Statutes. The rates are not actuarially determined. The rates are applied to the employee's earnings plus employer-paid fringe benefits. The required contribution for the participating members is 7.0% of compensation. Additionally, OTRS receives "federal matching contributions" for positions whose funding comes from federal sources or certain grants. The District and State are required to contribute 14.0% of applicable compensation. Contributions received by the System from the State of Oklahoma are from 3.54% of its revenues from sales tax use taxes, corporate income taxes and individual income taxes. The District contributed 9.5% and the State of Oklahoma plus the federal contribution contributed the remaining 4.5% during this year. The District is allowed by the Oklahoma Teachers' Retirement System to make the required contributions on behalf of the participating members. The school is required to pay 16.5% for any compensated retired teachers already receiving retirement benefits.

Annual Pension Cost

The Center's total contribution for 2024, 2023, and 2022 were \$3,048,594, \$2,772,421, and \$2,612,524, respectively. The Center's total payroll for fiscal year 2023-2024 amounted to \$18,599,705.

On Behalf Contributions

The State of Oklahoma makes retirement contributions each year for teachers employed by Oklahoma School Districts. The contribution amounts are based on the teacher's years of service and amounts paid are prescribed by O.S. 70 Section 17-108.2 subsection A. During fiscal year 2023-2024, the State of Oklahoma's contribution on the one-behalf was \$119,893. The District recognized revenue and expenditures of this amount during the year.

**KIAMICHI TECHNOLOGY CENTER NO. 7
LATIMER COUNTY, OKLAHOMA
NOTES TO THE FINANCIAL STATEMENTS
FOR THE YEAR ENDED JUNE 30, 2024**

Employee Retirement System (continued)

Pension Liabilities, Pension Expense, and Deferred Outflows of Resources and Deferred Inflows of Resources Related to Pensions

At June 30, 2024, the Center reported a liability of \$23,250,021 for its proportionate share of the net pension liability. The net pension liability was measured as of June 30, 2023, and the total pension liability used to calculate the net pension liability was determined by an actuarial valuation as of July 1, 2023. The center's proportion of the net pension liability was based on the center's contributions received by the pension plan relative to the total contributions received by pension plan for all participating employers as of June 30, 2024. Based upon this information, the Center's proportion was .30169464 percent.

For the year ended June 30, 2024, the Center recognized pension expense of \$1,829,023. At June 30, 2024, the Center reported deferred outflows of resources and deferred inflows of resources related to pensions from the following sources:

	Deferred Outflows of Resources	Deferred Inflows of Resources
Differences between expected and actual experience	\$ 379,316	\$ 452,668
Changes of assumptions	944,528	-
Net difference between projected and actual earnings on pension plan investments	1,626,995	-
Changes in proportion	666,703	2,023,025
System Contributions during Measurement date	9,249	34,175
Center contributions subsequent to the measurement date	1,829,023	-
Total	\$ 5,455,814	\$ 2,509,895

Deferred pension outflows totaling \$1,829,023 resulting from the Center's contributions subsequent to the measurement date, will be recognized as a reduction of the net pension liability in the year ended June 30, 2024. Other deferred outflow amounts will be recognized in pension expense over five years. The deferred inflows will be recognized in pension expense using the average expected remaining service life of the plan participants. The average expected remaining life of the plan participants is determined by taking the calculated total future service years of the plan participants divided by the number of people in the Plan including retirees. The total future service years of the plan participants are estimated at 5.4 years at June 30, 2023 and are determined using the mortality, termination, retirement and disability assumptions associated with the Plan.

Deferred outflows of resources and deferred inflows of resources will be recognized in pension expense as follows:

Year ended,

2025	\$ 377,684
2026	(906,961)
2027	1,674,939
2028	(64,400)
2029	35,634
	\$ 1,116,896

**KIAMICHI TECHNOLOGY CENTER NO. 7
LATIMER COUNTY, OKLAHOMA
NOTES TO THE FINANCIAL STATEMENTS
FOR THE YEAR ENDED JUNE 30, 2024**

Employee Retirement System (continued)

Actuarial assumptions: The total pension liability as of June 30, 2024, was determined based on an actuarial valuation prepared as of June 30, 2023 using the following actuarial assumptions:

- Actuarial Cost method-Entry Age Normal.
- Inflation – 2.25 percent.
- Future Ad Hoc Cost-of-living Increases – None.
- Salary Increases-Composed of 2.25 percent wage inflation, plus .75 percent productivity increase rate, plus step-rate promotional increases for members with less than 25 years of service.
- Investment Rate of Return-7.0%.
- Retirement Age-Experience - based table of rates, based on age, service, and gender. Adopted by the Board in July 2020 in conjunction with the five-year experience study for the period ending June 30, 2019.
- Mortality rates after retirement-males and females: 2010 GRS Southwest Region teacher mortality table. Generational mortality improvement with the Ultimate MP scales are projected from the year 2010.
- Mortality Rates for Active Members -Pub-2010 Teachers Active Employee. Mortality table. Generational mortality improvements in accordance with the Ultimate MP scales are projected from the year 2010.

The target asset allocation and best estimate of arithmetic expected real rates of return for each major asset class as of June 30, 2024, are summarized in the following table:

Asset Class	Target Asset Allocation	Long-Term Expected Real Rate of Return
Domestic Equity	43.5%	4.3%
International Equity	19.0%	5.2%
Fixed Income	22.0%	0.4%
Real Estate*	9.0%	4.3%
Alternative Assets	6.5%	6.5%
 Total	 100.00%	

*The Real Estate total expected return is a combination of US Direct Real Estate (unleveraged) and US Value added Real Estate (unleveraged).

Discount rate – A single discount rate of 7.00% was used to measure the total pension liability as of June 30, 2023. This single discount rate was based solely on the expected rate of return on pension plan investments of 7.0%. Based on the stated assumptions and the projection of cash flows, the pension plan's fiduciary net position and future contributions were projected to be available to finance all projected future benefit payments of current plan members. Therefore, the long-term expected rate of return on pension plan investments was applied to all periods of projected benefit payments to determine total pension liability.

Sensitivity of the Center's proportionate share of the net pension liability to changes in the discount rate -

The following presents the Center's proportionate share of the net pension liability calculated using the discount rate of 7.0%, as well as what the Center's proportionate share of the net pension liability would be if it were calculated using a discount rate that is 1-percentage point lower (6.0%) or 1-percentage point higher (8.0%) than the current rate:

	1% Decrease <u>(6.0%)</u>	Current Discount Rate <u>(7.0%)</u>	1% Increase <u>(8.0%)</u>
Center's proportionate share of the net pension liability	<u>\$33,581,079</u>	<u>\$ 23,250,021</u>	<u>\$ 14,697,473</u>

**KIAMICHI TECHNOLOGY CENTER NO. 7
LATIMER COUNTY, OKLAHOMA
NOTES TO THE FINANCIAL STATEMENTS
FOR THE YEAR ENDED JUNE 30, 2024**

Employee Retirement System (continued)

Pension plan fiduciary net position – Detailed information about the pension plan’s fiduciary net position is available in the separately issued TRS financial report that can be obtained at <http://www.ok.gov/trs/> or by writing to the Oklahoma Teachers Retirement System, P.O. Box 53624, Oklahoma City, Oklahoma 73152 or by calling 405-521-2387.

8. Other Post-Employment Benefits OPEB

Plan Description – The District as the employer, participates in the Supplemental Health Insurance Program – a cost sharing multiple-employer defined benefit OPEB plan administered by the Oklahoma Teachers Retirement System (OTRS). Title 74 O. S. Sec. 1316.3 defines the health insurance benefits. The authority to establish and amend benefit provisions rests with the State Legislature. OTRS issues a publicly available financial report that can be obtained at www.ok.gov/OTRS

Benefits Provided – OTRS pays a medical insurance supplement to eligible members who elect to continue their employer provided health insurance. The supplement payment is between \$100 and \$105 per month, remitted to the Oklahoma Management Enterprise Services Employees Group Insurance Division, provided the member has ten (10) years of Oklahoma service prior to retirement.

Contributions – Employer and employee contributions are made based upon the TRS Plan provisions contained in Title 70, as amended. However, the statutes do not specify or identify any particular contribution source to pay the health insurance subsidy. Based on the contribution requirements of Title 70 employers and employees contribute a single amount based on a single contribution rate as described in Note 7; from this amount OTRS allocates a portion of the contributions to the supplemental health insurance program. The cost of the supplemental health insurance program averages 1.5% of normal cost, as determined by an actuarial valuation.

OPEB Liabilities (Assets), OPEB Expense, and Deferred Outflows of Resources and Deferred Inflows of Resources Related to OPEB – At June 30, 2024, the District reported an asset of \$151,958 for its proportionate share of the new OPEB asset. The net OPEB asset was measured as of June 30, 2023, and the total OPEB asset used to calculate the net OPEB asset was determined by an actuarial valuation as of June 30, 2023. The District’s proportion of the net OPEB asset was based on the District’s contributions received by the OPEB plan relative to the total contributions received by the OPEB plan for all participating employers as of June 30, 2024. Based upon this information, the District’s proportion was 0.301695% percent.

OPEB (continued)

For the year ended June 30, 2024, the District recognized OPEB expense of \$8,969 At June 30, 2024, the District reported deferred outflows of resources and deferred inflows of resources related to OPEB from the following sources:

	Deferred Outflows of Resources	Deferred Inflows of Resources
Differences between expected and actual experience	\$ -	\$ 37,936
Net difference between projected and actual earnings on OPEB plan investments	27,359	-
Changes of assumptions	37,301	-
Changes in proportion	13,804	-
Contributions during measurement date	23,919	8,538
District contributions subsequent to the measurement date	8,969	-
Total	\$ 111,353	\$ 46,474

**KIAMICHI TECHNOLOGY CENTER NO. 7
LATIMER COUNTY, OKLAHOMA
NOTES TO THE FINANCIAL STATEMENTS
FOR THE YEAR ENDED JUNE 30, 2024**

OPEB (continued)

The \$8,969 reported as deferred outflows of resources related to OPEB resulting from District contributions subsequent to the measurement date will be recognized as a reduction of the net OPEB liability (asset) in the year ended June 30, 2024. Other amounts reported as deferred outflows of resources and deferred inflows of resources related to OPEB will be recognized in OPEB expense as follows:

Year ended June 30:

2025	\$	7,954
2026		(7,710)
2027		52,782
2028		906
2029		1,621
Thereafter		357
Total	\$	<u>55,910</u>

Actuarial Assumptions – The total OPEB liability (asset) as of June 30, 2024, was determined based on an actuarial valuation prepared as of June 30, 2023 using the following actuarial assumptions:

- Actuarial Cost method - Entry Age Normal
- Inflation – 2.25%
- Future AD HOC Cost of Living Increases- None
- Salary Increases-Composed of 2.25% wage inflation, plus 75 percent productivity increase rate, plus step-rate promotional increases for members with less than 25 years of service.
- Investment Rate of Return-7.00%
- Retirement Age-Experience-based table of rates based on age, service, and gender. Adopted by the Board in July 2020 in conjunction with the five-year experience study for the period ending June 30, 2019
- Mortality Rates after Retirement – Males & Females: 2020 GRS Southwest Region Teacher Mortality Table. Generational mortality improvements in accordance with the Ultimate MP Scales are projected from 2020.
- Mortality Rates for Active Members – PUP -2010 Teachers Activity Employee Mortality Table. Generational Mortality Improvements in accordance with the Ultimate MP Scales are projected from the year 2010.
- Due to the nature of the benefit, health care trend rates are not applicable to the calculation of contribution rates.

Asset Class	Target Asset Allocation	Long-Term Expected Real Rate of Return
Domestic Equity	43.5%	4.3%
International Equity	19.0%	8.2%
Fixed Income	22.0%	5.2%
Real Estate**	9.0%	4.3%
Alternative Assets	6.5%	6.5%
Total	<u>100.00%</u>	

** The Real Estate total expected return is a combination of US Direct Real Estate (unlevered) and US Value added Real Estate (unlevered).

**KIAMICHI TECHNOLOGY CENTER NO. 7
LATIMER COUNTY, OKLAHOMA
NOTES TO THE FINANCIAL STATEMENTS
FOR THE YEAR ENDED JUNE 30, 2024**

Discount Rate – A single discount rate of 7.00% was used to measure the total OPRB liability (asset) as of June 30, 2024. This single discount rate was based solely on the expected rate of return on OPEB plan investments of 7.00%. Based on the stated assumptions and the projection of cash flows, the OPEB plan's fiduciary net position and future contributions were projected to be available to finance all projected future payments of current plan members. Therefore, the long term expected rate of return on OPEB plan investments was applied to all periods of projected benefit payments to determine the total OPEB liability (asset). The projection of cash flows used to determine this single discount rate assumed that plan member and employer contributions will be made at the statutory levels and remain a level percentage of payrolls. The projection of cash flows also assumed that the State's contribution plus the matching contributions will remain a constant percentage of projected member payroll based on the past five years of actual contributions.

Sensitivity of the Net OPEB Liability (Asset) to Changes in the Discount Rate – The following presents the net OPEB liability (asset) of the employer calculated using the discount rate of 7.0%, as well as what the Plan's net OPEB liability (asset) would be if it were calculated using a discount rate that is 1-percentage-point higher (8.0%) than the current rate and 1-percentage point lower (6.0%) than the current rate:

		1% Decrease (6.0%)		Current Discount Rate (7.0%)		1% Increase (8.0%)
Employer's Net OPEB Liability (asset)	\$	(15,353)	\$	(151,958)	\$	(267,469)

OPEB Plan Fiduciary Net Position – Detailed information about the OPEB plan's fiduciary net position is available in the separately issued financial report of the OTRS; which can be located at www.ok.gov/OTRS.

9. Long-Term Debt

At June 30, 2024, the governmental long-term debt of the District consisted of the following:

	Balance July 1, 2023		Additions		Retirements		Balance June 30, 2024
Compensated Absences	\$ 757,271	\$		\$	28,748	\$	728,523
Total	\$ 757,271	\$		\$	28,748		
Less: Amounts Due within One Year							259,160
Total Long-Term Debt						\$	469,362

10. Operating Lease

The Center leases classroom space at Eufaula School needed to operate educational programs. The Center will pay the sum of \$40,000 during the year, also an additional amount for insurance, equipment, utilities, and custodial services. The term of the lease began July 1, 2023, through June 30, 2024.

11. Litigation

Various claims and lawsuits are pending against the Technology Center. The settlement of such contingencies under the budgetary process would require appropriation of revenues yet to be realized and would not materially affect the financial position of the Center at June 30, 2024. In the opinion of the Technology Center management, after consultation with legal counsel, the potential loss on all claims and lawsuits will not materially affect The Center's financial position, results of operation, or cash flows.

**KIAMICHI TECHNOLOGY CENTER NO. 7
LATIMER COUNTY, OKLAHOMA
NOTES TO THE FINANCIAL STATEMENTS
FOR THE YEAR ENDED JUNE 30, 2024**

12. Contingent Liabilities

The Center receives significant financial assistance from the United States government in the form of grants and other federal assistance. Entitlement to the resources is generally conditioned upon compliance with terms and conditions of the grant agreements and applicable federal regulations, including the expenditure of the resources for eligible purposes. Substantially all grants are subject to financial and compliance audits by the grantors. Any disallowances as a result of these audits become a liability of the Center. The Center estimates that no material liabilities will result from such audits.

13. Risk Management

The Center is exposed to various risks of loss related to torts; theft of damage to and destruction of assets; errors and omissions; injuries to employees; or acts of God. The Center purchases commercial insurance to cover these risks, including general and auto liability, property damage, and public officials' liability. Settled claims resulting from these risks have not exceeded the commercial insurance coverage in any of the past three fiscal years.

The Center also participates in a risk pool for Workers' Compensation coverage in which there is transfer or pooling of risks among the participants of that pool. In accordance with GASB No. 10, the school reports the required contribution to the pool, net of refunds, as insurance expense. The risk pool is the Oklahoma School Assurance Group (OSAG), an organization formed for the purpose of providing workers' compensation coverage to participating schools in the State of Oklahoma.

In that capacity, OSAG is responsible for providing loss control services and certain fiscal activities, including obtaining contract arrangements for the underwriting, excess insurance agreements, claims processing, and legal defense for any and all claims submitted to them during the plan year. As a member of OSAG, the Center is required to pay fees set by OSAG according to an established payment schedule. A portion of the fees paid by the Center goes into a loss fund for the Center. The fee for the loss fund is calculated by projecting losses based on the schools losses for the last five years. OSAG provides coverage in excess of the Loss Fund, so the Center's liability for claim loss is limited to the balance of the loss fund. If the Center does not use their loss fund in three years, it is returned to them with no interest.

14. Surety Bonds

The school Treasurer and Financial Officer is bonded by Liberty Mutual Surety Company Bond No. 601144673 in the amount of \$250,000 for the period of July 1, 2023 to July 1, 2024.

The school Superintendent is bonded by RLI Surety Group bond number LSM1741094 in the amount of \$250,000 for the period of July 1, 2023 to July 1, 2024.

The school Activity Clerks are bonded by RLI Surety Group bond number LSM1687012 in the amount of \$9,000 covering the period July 1, 2023, to July 1, 2024.

The school Minutes Clerk is bonded by RLI Insurance Company bond number LSM1445674 in the amount of \$1,000 covering the period July 1, 2023 through July 1, 2024.

The Encumbrance Clerk/Deputy Minutes Clerk/CFO is bonded by RLI Insurance Company bone #LSM1442440 in the amount of \$1,000 covering the period of July 1, 2023 to July 1, 2024.

**KIAMICHI TECHNOLOGY CENTER NO. 7
LATIMER COUNTY, OKLAHOMA
NOTES TO THE FINANCIAL STATEMENTS
FOR THE YEAR ENDED JUNE 30, 2024**

15. Tax Abatement

The State of Oklahoma has authorized by Oklahoma Statute 62-850, the creation of tax increment financing (TIF) districts. These districts are intended to provide incentives and exemptions from taxation within certain areas to encourage investment, development, and economic growth. The City of Durant, the City of Heavener, and Carlton Landing have all created TIF districts. These TIF districts reduce the ad valorem taxes remitted to the Center over the term of the agreements.

Oklahoma Statute Title 31 offers a homestead exemption of up to 1 acre of property in an urban area or 160 acres in a rural area. These homestead exemptions reduce the ad valorem taxes remitted to the Center.

For the year ended June 30, 2024, abated property taxes due to TIF Districts were approximately \$610,624. Abated taxes due to Homestead Exemptions were approximately \$927,828.

REQUIRED SUPPLEMENTARY INFORMATION

KIAMICHI TECHNOLOGY CENTER NO. 7
BUDGETARY COMPARISON SCHEDULE - BUDGETARY BASIS
GENERAL FUND
FOR THE YEAR ENDED JUNE 30, 2024

	<u>Original Budget</u>	<u>Final Budget</u>	<u>Actual</u>	<u>Variance with Final Budget Favorable (Unfavorable)</u>
Fund balances, beginning of year	\$ 21,537,622	\$ 21,537,622	\$ 21,537,622	\$ -
Revenues:				
Local sources	\$ 24,615,507	\$ 24,615,507	\$ 28,509,481	\$ 3,893,974
Intermediate sources	-	-	-	-
State sources	9,471,648	9,471,648	10,291,927	820,279
Federal sources	<u>2,689,102</u>	<u>2,689,102</u>	<u>1,454,872</u>	<u>(1,234,230)</u>
Total revenues	<u>\$ 36,776,257</u>	<u>\$ 36,776,257</u>	<u>\$ 40,256,280</u>	<u>\$ 3,480,023</u>
Expenditures:				
Instruction	\$ 15,440,057	\$ 15,440,057	\$ 14,685,990	\$ 754,067
Support services	23,369,043	23,369,043	22,194,121	1,174,922
Non-instructional services	34,250	34,250	459	33,791
Capital outlay	-	-	-	-
Other outlays	217,961	217,961	181,613	36,348
Other uses	19,093,597	19,093,597	97,050	18,996,547
Repayments	<u>158,971</u>	<u>158,971</u>	<u>113,163</u>	<u>45,808</u>
Total expenditures	<u>\$ 58,313,879</u>	<u>\$ 58,313,879</u>	<u>\$ 37,272,396</u>	<u>\$ 21,041,483</u>
Excess of revenues over (under) expenses before adjustments to prior year encumbrances	<u>\$ -</u>	<u>\$ -</u>	<u>\$ 24,521,506</u>	<u>\$ 24,521,506</u>
Adjustments to prior year encumbrances			<u>638,350</u>	
Other financing sources (uses):				
Operating transfers in/out			\$ -	
Bank charges			<u>-</u>	
Total other financing sources (uses)			<u>\$ -</u>	
Cash fund balance end of year-Budgetary Basis			<u>\$ 25,159,856</u>	
Reconciliation of end of the year budgetary fund balance with end of the year GAAP fund balance:				
Cash fund Balance, End of Year			\$ 25,159,856	
Accounts receivable			1,712,520	
Reserve for encumbrances			2,121,568	
Compensated Absences			(259,160)	
Accounts Payable			<u>(459,884)</u>	
Fund Balance June 30, 2024 - GAAP Basis			<u>\$ 28,274,900</u>	

KIAMICHI TECHNOLOGY CENTER NO. 7
BUDGETARY COMPARISON SCHEDULE - BUDGETARY BASIS
BUILDING FUND
FOR THE YEAR ENDED JUNE 30, 2024

	<u>Original Budget</u>	<u>Final Budget</u>	<u>Actual</u>	Variance with Final Budget Favorable (Unfavorable)
Fund balances, beginning of year	\$ 11,075,072	\$ 11,075,072	\$ 11,075,072	\$ -
Revenues:				
Local sources	\$ 4,588,486	\$ 4,588,486	\$ 5,622,395	\$ 1,033,909
Intermediate sources	-	-	-	-
State sources	-	-	666	666
Federal sources	-	-	49	49
Total revenues	<u>\$ 4,588,486</u>	<u>\$ 4,588,486</u>	<u>\$ 5,623,110</u>	<u>\$ 1,034,624</u>
Expenditures:				
Instruction	\$ 50,223	\$ 50,223	\$ 34,105	\$ 16,118
Support services	289,206	289,206	523,770	(234,564)
Non-instructional services	-	-	-	-
Capital outlay	15,324,129	15,324,129	7,997,439	7,326,690
Other outlays	-	-	-	-
Other uses	-	-	-	-
Total expenditures	<u>\$ 15,663,558</u>	<u>\$ 15,663,558</u>	<u>\$ 8,555,314</u>	<u>\$ 7,108,244</u>
Excess of revenues collected over (under) expenses paid before adjustments to prior year encumbrances	\$ -	\$ -	\$ 8,142,868	\$ 8,142,868
Adjustments to prior year encumbrances			<u>130,767</u>	
Other financing sources (uses):				
Operating transfers in/out			\$ -	
Bank charges			-	
Total other financing sources (uses)			<u>\$ -</u>	
Cash fund balance end of year-Budgetary Basis			<u>\$ 8,273,635</u>	
Reconciliation of end of the year budgetary fund balance with end of the year GAAP fund balance:				
Cash Fund Balance, End of Year			\$ 8,273,635	
Accounts receivable			200,525	
Reserve for encumbrances			7,331,656	
Accounts payable				
Fund Balance June 30, 2024- GAAP Basis			<u>\$ 15,805,816</u>	

KIAMICHI TECHNOLOGY CENTER NO. 7
LATIMER COUNTY, OKLAHOMA
SCHEDULE OF THE PROPORTIONATE SHARE OF THE NET PENSION LIABILITY
OKLAHOMA TEACHERS RETIREMENT SYSTEM
LAST TEN FISCAL YEARS*
FOR THE YEAR END JUNE 30, 2024

	2015	2016	2017	2018	2019	2020	2021	2022	2023	2024
School's Proportion of the net pension liability	0.3665808%	0.35592595%	0.35114684%	0.36303440%	0.35436435%	0.34340838%	0.33917417%	0.32122391%	0.28950711%	0.30169464%
School's proportionate share of the net pension liability	\$ 19,721,559	21,614,523	29,305,158	24,037,658	21,418,178	22,726,831	32,188,418	16,410,774	23,766,735	\$ 23,250,021
School's covered-employee payroll	\$ 15,128,662	15,344,794	15,174,410	15,401,836	16,497,311	16,755,393	16,613,991	16,271,268	17,397,455	\$ 18,599,705
School's proportionate share of the net pension liability as a percentage of its covered-employee payroll	130%	141%	193%	156%	130%	136%	194%	101%	137%	125%
Plan fiduciary net position as a percentage of total pension liability	72.43%	70.31%	62.24%	69.32%	72.74%	71.56%	63.47%	80.80%	70.05%	72.57%

*The amounts present for each fiscal year were determined as of 6/30.

KIAMICHI TECHNOLOGY CENTER NO. 7
 LATIMER COUNTY, OKLAHOMA
 SCHEDULE OF THE CONTRIBUTIONS
 OKLAHOMA TEACHERS RETIREMENT SYSTEM
 LAST TEN FISCAL YEARS*
 FOR THE YEAR END JUNE 30, 2024

	2015	2016	2017	2018	2019	2020	2021	2022	2023	2024
Contractually required contribution	\$ 1,428,922	1,439,702	1,441,710	1,490,952	1,631,647	1,652,003	1,648,849	1,552,000	1,654,023	1,829,023
Contributions in relation to the contractually required contribution	1,428,922	1,439,702	1,441,710	1,490,952	1,631,647	1,652,003	1,648,849	1,552,000	1,654,023	1,829,023
Contribution deficiency (excess)										
School's covered-employee payroll	\$ 15,041,099	15,156,702	15,174,410	15,694,232	16,497,311	16,755,393	16,613,991	16,271,268	17,397,455	18,599,705
Contributions as a percentage of covered-employee payroll	9.50%	9.50%	9.50%	9.50%	9.89%	9.86%	9.92%	9.54%	9.51%	9.83%

KIAMICHI TECHNOLOGY CENTER NO. 7
LATIMER COUNTY, OKLAHOMA
SCHEDULE OF THE PROPORTIONATE SHARE OF THE NET OPEB LIABILITY (ASSET)
SUPPLEMENTAL HEALTH INSURANCE PROGRAMS
LAST TEN FISCAL YEARS* (DOLLAR AMOUNTS IN THOUSANDS)
FOR THE YEAR END JUNE 30, 2024

	2018	2019	2020	2021	2022	2023	2024
District's portion of the net OPEB liability (asset)	0.363034%	0.354364%	0.343409%	0.339174%	0.321230%	0.321230%	0.301695%
District's proportionate share of the net OPEB liability (asset)	\$ (161,892)	(229,010)	(212,339)	(33,601)	(409,153)	(140,511)	(151,958)
District's covered payroll	\$ 15,401,836	16,497,311	16,755,393	16,613,991	16,271,268	17,397,455	18,599,705
District's proportionate share of the new OPEB liability (asset) as a percentage of its Covered-employee payroll	1.05%	1.39%	1.27%	0.20%	2.51%	0.81%	0.82%
Plan fiduciary net position as a percentage of the total OPEB liability (asset)	110.40%	115.41%	115.07%	102.30%	129.91%	110.31%	112.01%

*The amount present for each fiscal year were determined as of 6/30

Notes to Schedule:

Only the current and prior fiscal year is presented because 10-year data is not yet available.

KIAMICHI TECHNOLOGY CENTER NO. 7
LATIMER COUNTY, OKLAHOMA
SCHEDULE OF THE DISTRICT'S CONTRIBUTIONS
SUPPLEMENTAL HEALTH INSURANCE PROGRAMS
LAST TEN FISCAL YEARS* (DOLLAR AMOUNTS IN THOUSANDS)
FOR THE YEAR END JUNE 30, 2024

	2017	2018	2019	2020	2021	2022	2023	2024
Contractually required contribution	\$ 22,894	23,304	22,452	3,106	3,014	19,184	18,549	\$ 8,969
Contributions in relation to the contractually required contribution	22,894	23,304	22,452	3,106	3,014	19,184	18,549	8,969
Contribution deficiency (excess)	\$ -	-	-	-	-	-	-	\$ -
District's covered payroll	\$ 15,174,410	15,401,836	16,497,311	16,755,393	16,613,991	16,271,268	17,397,455	\$ 18,599,705
Contributions as a percentage of covered-payroll	0.15%	0.15%	0.14%	0.02%	0.02%	0.12%	0.11%	0.05%

Notes to Schedule:

Information for 10 year data is not available

OTHER SUPPLEMENTARY INFORMATION

KIAMICHI TECHNOLOGY CENTER NO. 7
SCHEDULE OF FEDERAL AWARDS EXPENDED
FOR THE YEAR ENDED JUNE 30, 2024

Federal Grantor/Pass-Through Grantor/Program Title	Federal Assistance Listing Number	Grantor's Number	Balance at July 1, 2023	Revenue	Expenditures	Balance at June 30, 2024
<u>U.S. Department of Education</u>						
Direct Programs:						
* Financial Aid Cluster						
PELL	84.063	P063P233161	\$ -	\$ 1,489,143	\$ 1,489,143	\$ -
PELL FY23	84.063	P063P233161	(2,938)	2,938	-	-
PELL Admin	84.063	P063Q223161	-	1,455	1,455	-
Supplemental Education Opportunity	84.007	P007A233423	-	25,338	25,338	-
Sub Total US Dept of Education Financial Aid Cluster			\$ (2,938)	\$ 1,518,874	\$ 1,515,936	\$ -
CARES/HEERF II	84.425	P425F202880	\$ -	\$ 211	\$ 211	\$ -
U.S. Dept. of Education Direct Programs Sub-Total			\$ -	\$ 211	\$ 211	\$ -
<u>US Environmental Protection Agency</u>						
Direct Programs:						
* Clean School Bus Rebate Programs	66.045	N/A	\$ -	\$ 783,320	\$ 783,320	\$ -
U.S. Environmental Protection Agency Sub-Total			\$ -	\$ 783,320	\$ 783,320	\$ -
<u>US Department of Agriculture</u>						
Direct Programs:						
Community Facilities Grant	10.766	N/A	\$ -	\$ -	\$ 50,000	\$ (50,000)
U.S. Department of Agriculture Sub-Total			\$ -	\$ -	\$ 50,000	\$ (50,000)
Sub-Total Direct Programs			\$ (2,938)	\$ 2,302,405	\$ 2,349,467	\$ (50,000)
Passed-Through Oklahoma Department of Career and Technology Education						
Carl Perkins Post Secondary	84.048	N/A	\$ (46,866)	\$ 46,866	\$ 115,534	\$ (115,534)
Carl Perkins Consortium	84.048	N/A	(108,496)	337,683	322,658	(93,471)
Carl Perkins Supplemental Grant	84.048	N/A	(79,766)	144,197	116,380	(51,949)
Carl Perkins TCTW	84.048	N/A	(11,052)	22,211	21,330	(10,171)
Bid Assistance Center	12.002	N/A	-	43,088	43,088	-
* ARPA Truck Driving	27.027	SLFRP4646	-	-	127,373	(127,373)
* ARPA Nursing Grant	27.027	SLFRP4646	-	-	293,915	(293,915)
* ARPA Broadband	27.027	SLFRP4646	-	77,260	242,260	(165,000)
State Dept. of Career Tech. Sub-Total			\$ (246,180)	\$ 671,305	\$ 1,282,538	\$ (857,413)
<u>Other Federal Assistance</u>						
Passed-Through Leflore County						
Flood Control	12.112	N/A	\$ -	\$ 297	\$ -	\$ 297
Sub-Total Pass Through LeFlore County			\$ -	\$ 297	\$ -	\$ 297
Other Federal Assistance Sub-Total			\$ -	\$ 297	\$ -	\$ 297
TOTAL FEDERAL ASSISTANCE			\$ (249,118)	\$ 2,974,007	\$ 3,632,005	\$ (907,116)

* Major Program

The accompanying notes are an integral part of this schedule.

**KIAMICHI TECHNOLOGY CENTER NO. 7
LATIMER COUNTY, OKLAHOMA
NOTES TO THE SCHEDULE OF EXPENDITURES OF FEDERAL AWARDS
FOR THE YEAR ENDED JUNE 30, 2024**

Note A: Basis of Presentation

The accompanying schedule of expenditures of federal awards (the Schedule) includes the federal award activity of Kiamichi Technology Center No. 7 under programs of the federal government for the year ended June 30, 2024. The information in this Schedule is presented in accordance with the requirements of Title 2 US. Code of Federal Regulations Part 200, Uniform Administrative Requirements, Cost Principles and Audit Requirements/or Federal Awards (Uniform Guidance). Because the Schedule presents only a selected portion of the operations of Kiamichi Technology Center No. 7 it is not intended to and does not present the basic financial statements as listed in the table of contents of Kiamichi Technology Center No. 7.

Note B: Summary of Significant Accounting Policies

Expenditures reported on the Schedule are reported on using the accrual basis of accounting. Some amounts presented in the schedule may differ from amounts presented in or used in the preparation of the basic financial statements. Such expenditures are recognized following the cost principles contained in the Uniform Guidance, where certain types of expenditures are not allowable or are limited to reimbursement.

Note C: Indirect Cost Rate

Kiamichi Technology Center No. 7 has elected not to use the 10% de minimis indirect cost rate allowed under the Uniform Guidance.

Note D: Subrecipients

Kiamichi Technology Center No. 7 did not have any awards that have been passed through to subrecipients.

KIAMICHI TECHNOLOGY CENTER NO. 7
STATEMENT OF NET POSITION - FIDUCIARY FUND
JUNE 30, 2024

	Activity Fund											
	Antlers Campus	Atoka Campus	Durant Campus	Hugo Campus	Idabel Campus	McAlester Campus	Poteau Campus	Stigler Campus	Talihina Campus	Wilburton Campus	BIS Online	Total
ASSETS												
Cash	\$ 14,519	\$ 63,527	\$ 48,768	\$ 74,465	\$ 87,364	\$ 122,332	\$ 146,872	\$ 38,421	\$ 42,478	\$ 2,764	\$ 12,968	\$ 654,478
Investments	-	-	-	-	-	-	-	-	-	82,646	-	82,646
Total assets	<u>\$ 14,519</u>	<u>\$ 63,527</u>	<u>\$ 48,768</u>	<u>\$ 74,465</u>	<u>\$ 87,364</u>	<u>\$ 122,332</u>	<u>\$ 146,872</u>	<u>\$ 38,421</u>	<u>\$ 42,478</u>	<u>\$ 85,410</u>	<u>\$ 12,968</u>	<u>\$ 737,124</u>
LIABILITIES AND NET POSITION												
Liabilities:												
Due to general fund	\$ 1,522	\$ 12,413	\$ 15,452	\$ 19,415	\$ 12,670	\$ 51,407	\$ 28,091	\$ 485	\$ 2,732	\$ -	\$ 4,829	\$ 149,016
Total liabilities	<u>\$ 1,522</u>	<u>\$ 12,413</u>	<u>\$ 15,452</u>	<u>\$ 19,415</u>	<u>\$ 12,670</u>	<u>\$ 51,407</u>	<u>\$ 28,091</u>	<u>\$ 485</u>	<u>\$ 2,732</u>	<u>\$ -</u>	<u>\$ 4,829</u>	<u>\$ 149,016</u>
Net Position												-
Unreserved	\$ 12,997	\$ 51,114	\$ 33,316	\$ 55,050	\$ 74,694	\$ 70,925	\$ 118,781	\$ 37,936	\$ 39,746	\$ 85,410	\$ 8,139	\$ 588,108
Total net position												
Total liabilities and net position	<u>\$ 14,519</u>	<u>\$ 63,527</u>	<u>\$ 48,768</u>	<u>\$ 74,465</u>	<u>\$ 87,364</u>	<u>\$ 122,332</u>	<u>\$ 146,872</u>	<u>\$ 38,421</u>	<u>\$ 42,478</u>	<u>\$ 85,410</u>	<u>\$ 12,968</u>	<u>\$ 737,124</u>

KIAMICHI TECHNOLOGY CENTER NO. 7
STATEMENT OF FIDUCIARY NET POSITION - PELL
AGENCY FUNDS
JUNE 30, 2024

	<u>Agency Funds</u>
	<u>Student Financial Aid Fund</u>
ASSETS	
Cash	\$ 33,975
Investments	<u>-</u>
Total assets	<u>\$ 33,975</u>
LIABILITIES AND NET POSITION	
LIABILITIES	
Due to student groups	\$ -
Due to other funds	<u>-</u>
Total liabilities	<u>\$ -</u>
NET POSITION	
Unreserved/undesignated	\$ <u>33,975</u>
TOTAL LIABILITIES AND NET POSITION	<u>\$ 33,975</u>

The notes to the financial statements are an integral part of this statement.

KIAMICHI TECHNOLOGY CENTER NO. 7
STATEMENT OF CHANGES IN FIDUCIARY NET POSITION
FOR THE YEAR ENDED JUNE 30, 2024

	Financial Aid Fund
Revenues	
Financial Aid	\$ 1,568,538
COVID 19- HEERF Funds	<u>211</u>
Total revenues	\$ <u>1,568,749</u>
Expenditures	
Student Financial Assistance	\$ 1,105,911
Tuition/Books	458,723
Administrative Expense to General Fund	<u>1,455</u>
Total expenditures	\$ <u>1,566,089</u>
Excess of revenues over expenditures	\$ <u>2,660</u>
Net Position, beginning of year	\$ <u>31,315</u>
Net Position, end of year	\$ <u><u>33,975</u></u>

The notes to the financial statements are an integral part of this statement.

REPORTS REQUIRED BY *GOVERNMENT AUDITING STANDARDS*

Patten & Odom, CPAs, PLLC

2101 N. Willow Ave.
Broken Arrow, OK 74012
Phone Number 918.250.8838
FAX Number 918.250.9853

INDEPENDENT AUDITOR'S REPORT ON INTERNAL CONTROL OVER FINANCIAL REPORTING AND ON COMPLIANCE AND OTHER MATTERS BASED ON AN AUDIT OF FINANCIAL STATEMENTS PERFORMED IN ACCORDANCE WITH GOVERNMENT AUDITING STANDARDS

The Honorable Board of Education
Kiamichi Technology Center No. 7
Latimer County, Oklahoma

We have audited, in accordance with auditing standards generally accepted in the United States of America and the standards applicable to financial audits contained in *Government Auditing Standards*, issued by the Comptroller General of the United States, the financial statements of the governmental activities, each major fund, and the aggregate remaining fund information of Kiamichi Technology Center No. 7, Latimer County, Oklahoma (Center), as of and for the year ended June 30, 2024, and the related notes to the financial statements, which collectively comprise the Center's financial statements, and have issued our report thereon dated, February 27, 2025.

Internal Control over Financial Reporting

In planning and performing our audit of the financial statements, we considered the Center's internal control over financial reporting (internal control) to determine the audit procedures that are appropriate in the circumstances for the purpose of expressing our opinions on the financial statements, but not for the purpose of expressing an opinion on the effectiveness of the Center's internal control. Accordingly, we do not express an opinion on the effectiveness of the Center's internal control.

A *deficiency in internal control* exists when the design or operation of a control does not allow management or employees, in the normal course of performing their assigned functions, to prevent, or detect and correct misstatements on a timely basis. A *material weakness* is a deficiency, or combination of deficiencies, in internal control, such that there is a reasonable possibility that a material misstatement of the entity's financial statements will not be prevented or detected and corrected on a timely basis. A *significant deficiency* is a deficiency, or a combination of deficiencies, in internal control that is less severe than a material weakness, yet important enough to merit attention by those charged with governance.


Our consideration of internal control was for the limited purpose described in the first paragraph of this section and was not designed to identify all deficiencies in internal control that might be material weaknesses or significant deficiencies. Given these limitations, during our audit we did not identify any deficiencies in internal control that we consider to be material weaknesses. However, material weaknesses may exist that have not been identified.

Compliance and Other Matters

As part of obtaining reasonable assurance about whether the Center's financial statements are free of material misstatement, we performed tests of its compliance with certain provisions of laws, regulations, contracts and grant agreements, noncompliance with which could have a direct and material effect on the determination of financial statement amounts. However, providing an opinion on compliance with those provisions was not an objective of our audit, and accordingly, we do not express such an opinion. The results of our tests disclosed no instances of noncompliance or other matters that are required to be reported under *Government Auditing Standards*.

Purpose of this Report

This report is solely to describe the scope of our testing of internal control and compliance and the results of that testing, and not to provide an opinion on the effectiveness of the entity's internal control or on compliance. This report is an integral part of an audit performed in accordance with *Government Auditing Standards* in considering the entity's internal control and compliance. Accordingly, this communication is not suitable for any other purpose.

A handwritten signature in black ink that reads "Patten & Odom, CPAs". The signature is written in a cursive, flowing style.

Patten & Odom, CPAs, PLLC
Broken Arrow, OK
February 27, 2025

Patten & Odom, CPAs, PLLC

2101 N. Willow Ave.
Broken Arrow, OK 74012
Phone Number 918.250.8838
FAX Number 918.250.9853

INDEPENDENT AUDITOR'S REPORT REPORT ON COMPLIANCE FOR EACH MAJOR FEDERAL PROGRAM; REPORT ON INTERNAL CONTROL OVER COMPLIANCE; AND REPORT ON SCHEDULE OF EXPENDITURES OF FEDERAL AWARDS REQUIRED BY THE UNIFORM GUIDANCE

The Honorable Board of Education
Kiamichi Technology Center No. 7
Latimer County, Oklahoma

Report on Compliance for Each Major Federal Program

Opinion on Each Major Federal Program

We have audited Kiamichi Technology Center No. 7's (the Center) compliance with the types of compliance requirements identified as subject to audit in the *OMB Compliance Supplement* that could have a direct and material effect on each of the Center's major federal programs for the year ended June 30, 2024. The Center's major federal programs are identified in the summary of auditor's results section of the accompanying schedule of findings and questioned costs.

In our opinion, the Center complied, in all material respects, with the compliance requirements referred to above that could have a direct and material effect on each of its major federal programs for the year ended June 30, 2024.

Basis for Opinion on Each Major Federal Program

We conducted our audit of compliance in accordance with auditing standards generally accepted in the United States of America (GAAS); the standards applicable to financial audits contained in *Government Auditing Standards* issued by the Comptroller General of the United States (*Government Auditing Standards*); and the audit requirements of Title 2 U.S. *Code of Federal Regulations* Part 200, *Uniform Administrative Requirements, Cost Principles, and Audit Requirements for Federal Awards* (Uniform Guidance). Our responsibilities under those standards and the Uniform Guidance are further described in the Auditor's Responsibilities for the Audit of Compliance section of our report.

We are required to be independent of the Center and to meet our other ethical responsibilities, in accordance with relevant ethical requirements relating to our audit. We believe that the audit evidence we have obtained is sufficient and appropriate to provide a basis for our opinion on compliance for the major federal program. Our audit does not provide a legal determination of the Center's compliance with the compliance requirements referred to above.

Responsibilities of Management for Compliance

Management is responsible for compliance with the requirements referred to above and for the design, implementation, and maintenance of effective internal control over compliance with the requirements of laws, statutes, regulations, rules and provisions of contracts or grant agreements applicable to the Center's federal programs.

Auditor's Responsibilities for the Audit of Compliance

Our objectives are to obtain reasonable assurance about whether material noncompliance with the compliance requirements referred to above occurred, whether due to fraud or error, and express an opinion on the Center's compliance based on our audit. Reasonable assurance is a high level of assurance but is not absolute assurance and therefore is not a guarantee that an audit conducted in accordance with GAAS, *Government Auditing Standards*, and the Uniform Guidance will always detect material noncompliance when it exists. The risk of not detecting material noncompliance resulting from fraud is higher than that resulting from error, as fraud may involve collusion, forgery, intentional omissions, misrepresentations, or the override of internal control. Noncompliance with the compliance requirements referred to above is considered material, if there is a substantial likelihood that, individually or in the aggregate, it would influence the judgment made by a reasonable user of the report on compliance about the Center's compliance with the requirements of each major federal program as a whole.

In performing an audit in accordance with GAAS, *Government Auditing Standards*, and the Uniform Guidance, we:

Exercise professional judgment and maintain professional skepticism throughout the audit.

Identify and assess the risks of material noncompliance, whether due to fraud or error, and design and perform audit procedures responsive to those risks. Such procedures include examining, on a test basis, evidence regarding the Center's compliance with the compliance requirements referred to above and performing such other procedures as we considered necessary in the circumstances.

Obtain an understanding of the Center's internal control over compliance relevant to the audit in order to design audit procedures that are appropriate in the circumstances and to test and report on internal control over compliance in accordance with the Uniform Guidance, but not for the purpose of expressing an opinion on the effectiveness of the Center's internal control over compliance. Accordingly, no such opinion is expressed.

We are required to communicate with those charged with governance regarding, among other matters, the planned scope and timing of the audit and any significant deficiencies and material weaknesses in internal control over compliance that we identified during the audit.

Report on Internal Control Over Compliance

A *deficiency in internal control over compliance* exists when the design or operation of a control over compliance does not allow management or employees, in the normal course of performing their assigned functions, to prevent, or detect and correct, noncompliance with a type of compliance requirement of a federal program on a timely basis. A *material weakness in internal control over compliance* is a deficiency, or a combination of deficiencies, in internal control over compliance, such that there is a reasonable possibility that material noncompliance with a type of compliance requirement of a federal program will not be prevented, or detected and corrected, on a timely basis. A *significant deficiency in internal control over compliance* is a deficiency, or combination of deficiencies, in internal control over compliance with a type of compliance requirement of a federal program that is less severe than a material weakness in internal control over compliance, yet important enough to merit attention by those charged with governance.

Our consideration of internal control over compliance was for the limited purpose described in the Auditor's Responsibilities for the Audit of Compliance section above and was not designed to identify all deficiencies in internal control over compliance that might be material weaknesses or significant deficiencies in internal control over compliance. Given these limitations, during our audit we did not identify any deficiencies in internal control over compliance that we consider to be material weaknesses, as defined above. However, material weaknesses or significant deficiencies in internal control over compliance may exist that were not identified.


Report on Internal Control Over Compliance (cont.)

Our audit was not designed for the purpose of expressing an opinion on the effectiveness of internal control over compliance. Accordingly, no such opinion was expressed.

The purpose of this report on internal control over compliance is solely to describe the scope of our testing of internal control over compliance and the results of that testing based on the requirements of the Uniform Guidance. Accordingly, this report is not suitable for any other purpose.

Report on Schedule of Expenditures of Federal Awards Required by the Uniform Guidance

We have audited the financial statements of the governmental activities, each major fund, and the aggregate remaining fund information of the Center as of and for the year ended June 30, 2024, and the related notes to the financial statements, which collectively compose the Center's basic financial statements. We issued our report thereon dated February 27, 2025, which contained unmodified opinions on those financial statements. Our audit was conducted for the purpose of forming opinions on the financial statements that collectively comprise the basic financial statements. The accompanying schedule of expenditures of federal awards is presented for purposes of additional analysis as required by the Uniform Guidance and is not a required part of the basic financial statements. Such information is the responsibility of management and was derived from and relates directly to the underlying accounting and other records used to prepare the basic financial statements. The information has been subjected to the auditing procedures applied in the audit of the basic financial statements and certain additional procedures, including comparing and reconciling such information directly to the underlying accounting and other records used to prepare the basic financial statements or to the basic financial statements themselves, and other additional procedures in accordance with auditing standards generally accepted in the United States of America. In our opinion, the schedule of expenditure of federal awards is fairly stated in all material respects in relation to the basic financial statements as a whole.



Patten & Odom, CPAs, PLLC
Broken Arrow, OK
February 27, 2025

**KIAMICHI TECHNOLOGY CENTER NO. 7
LATIMER COUNTY, OKLAHOMA
SCHEDULE OF FINDINGS AND QUESTIONED COSTS
YEAR ENDED JUNE 30, 2024**

A. SUMMARY OF AUDIT RESULTS

1. The auditor's report expresses an unmodified opinion on the basic financial statements of Kiamichi Technology Center.
2. There were no audit findings reported of deficiencies in internal control, which the auditor considers to be "significant deficiencies" as defined in A.I.C.P.A. standards.
3. No instances of noncompliance material to the financial statements of Kiamichi Technology Center which would be required to be reported in accordance with Government Auditing Standards were disclosed during the audit.
4. There were no audit findings reported of deficiencies in internal control over major programs, which the auditor considers to be "significant deficiencies" as defined by A.I.C.P.A. standards.
5. The auditor's report on compliance for the major federal award programs for Kiamichi Technology Center expresses an unmodified opinion.
6. There were no audit findings relative to major federal award programs for Kiamichi Technology Center.
7. The programs tested as major programs included:
 - Financial Aid Cluster: PELL (84.063), and Supplement Education Opportunity (84.007)
 - Clean School Bus Rebate Program (66.049)
 - American Rescue Plan Act-Broadband Training (27.027)
 - American Rescue Plan Act-Truck Driver Training (27.027)
 - American Rescue Plan Act-PN Program (27.027)
8. The threshold for distinguishing Types A and B programs was \$750,000.00.
9. Kiamichi Technology Center did qualify as a low-risk auditee.

B. FINDINGS – FINANCIAL STATEMENTS AUDIT

1. No matters were reported.

C. FINDINGS AND QUESTIONED COSTS – MAJOR FEDERAL AWARD PROGRAMS AUDIT

1. No matters were reported.

**KIAMICHI TECHNOLOGY CENTER NO. 7
LATIMER COUNTY, OKLAHOMA
SUMMARY OF PRIOR AUDIT FINDINGS
JULY 1, 2023 TO JUNE 30, 2024**

The summary of prior audit findings is required to report the status of all audit findings reported in the prior audit's schedule of findings and questioned costs relative to federal awards.

The Center had no prior year audit findings relative to federal award programs.

KIAMICHI TECHNOLOGY CENTER NO. 7
LATIMER COUNTY, OKLAHOMA
SCHEDULE OF ACCOUNTANT'S PROFESSIONAL LIABILITY INSURANCE AFFIDAVIT
JULY 1, 2023 TO JUNE 30, 2024

State of Oklahoma)
County of Tulsa)

The undersigned auditing firm of lawful age, being first duly sworn on oath, says that said firm had in full force and effect Accountant's Professional Liability Insurance in accordance with the "Oklahoma Public School Audit Law" at the time of audit contract and during the entire audit engagement with Kiamichi Technology Center for the audit year 2023-2024.


Patten & Odom, CPAs, PLLC
AUDITING FIRM

BY


AUTHORIZED AGENT

Subscribed and sworn to before me on this

27th day of February, 2025


NOTARY PUBLIC

My commission expires on:

26th day of September, 2027

ALICIA HAUGHT
Notary Public, State of Oklahoma
Commission # 23013029
My Commission Expires 09-26-2027